

Thinning Out Redundant Empirical Data

John Abbott, Claudia Fassino and Maria-Laura Torrente

Abstract. Given a set \mathbb{X} of “empirical” points, whose coordinates are perturbed by errors, we analyze whether it contains redundant information, that is whether some of its elements could be represented by a single equivalent point. If this is the case, the empirical information associated to \mathbb{X} could be described by fewer points, chosen in a suitable way. We present two different methods to reduce the cardinality of \mathbb{X} which compute a new set of points equivalent to the original one, that is representing the same empirical information. Though our algorithms use some basic notions of Cluster Analysis they are specifically designed for “thinning out” redundant data. We include some experimental results which illustrate the practical effectiveness of our methods.

1. Introduction

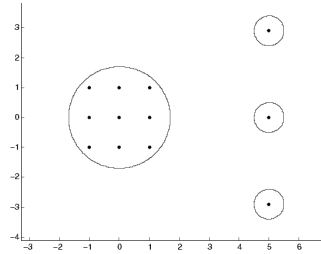
Often numerical data in scientific computing arise from real-world measurements, and so are perturbed by noise, uncertainty and approximation. A common technique to counter this phenomenon is to make “excessively many” measurements, and as a consequence the resulting body of empirical data appears as a “redundant” set carrying relatively little information compared to its cardinality. Our aim is to reduce this redundancy by replacing subsets of close values, which we regard as repeat measurements, by a single representative value.

We view an empirical point (p, ε) as a “cloud” of data which differ from p by less than the tolerance ε . If the intersection of different clouds is “sufficiently” large, we can replace them by a single empirical point carrying essentially the same empirical information. We illustrate this intuitive idea in the following example where an initial set of 12 points is “thinned out” to an equivalent set of 4 points.

Example 1. Given the set \mathbb{X} of 12 points in \mathbb{R}^2

$$\begin{aligned} \mathbb{X} = \{ & (-1, -1), (0, -1), (1, -1), (-1, 0), (0, 0), (1, 0), \\ & (-1, 1), (0, 1), (1, 1), (5, -2.9), (5, 0), (5, 2.9) \} \end{aligned}$$

we suppose that each coordinate is perturbed by an error less than 1.43.

FIGURE 1. Appropriate partition of \mathbb{X}

In this situation, the first nine points most likely derive from measurements of the same quantity; therefore it is quite reasonable (and appropriate) to collapse them onto a single candidate, for example the point $(0, 0)$. In contrast, since the last three points are well separated, they should not be collapsed. This partition, shown in Figure 1, is found by our algorithms, as reported in Examples 2 and 3.

Based on the idea of clustering together empirical points which could derive from different measurements of the same datum, we have designed two algorithms which take a large set of redundant data and produce a smaller set of “equivalent” empirical points. Typically the smaller set contains far fewer elements than the original one, with obvious consequent gains both in computational speed and in memory resources used in subsequent processing of the data.

This paper is organized as follows. In Section 2 we introduce the concepts and tools useful to our work, focussing our attention on the idea of “collapsible sets” of empirical points. Section 3 describes the Agglomerative and the Divisive Algorithms to thin out sets of empirical points while preserving the overall geometrical structure. The relationship with the theory of Cluster Analysis is discussed in Section 4. In Section 5 we present some numerical examples to illustrate the behaviour of our algorithms on different geometrical configurations of points. The conclusions are summarized in Section 6.

2. Basic Definitions and Notation

This section recalls the definitions and tools used later in the paper.

We suppose that the points belong to the space \mathbb{R}^n , $n \geq 1$, and we use the norm $\|\cdot\|_2$. Further, given an $n \times n$ positive diagonal matrix E , we shall also use the weighted norm $\|\cdot\|_{E,2}$ as defined in [2]. For completeness, we recall here their definitions:

$$\|v\|_2 := \sqrt{\sum_{j=1}^n v_j^2} \quad \text{and} \quad \|v\|_{E,2} := \|Ev\|_2$$

Later on the index 2 will be omitted for simplicity of notation.

Intuitively an empirical point, representing real-world measurements, is a point p of \mathbb{R}^n whose coordinates are affected by noise, while only an error estimation on them is known. We suppose we know (for every $1 \leq i \leq n$) an estimate $\varepsilon_i \in \mathbb{R}^+$ of the error in the i -th component of p , so that each point r which differs from p componentwise by less than ε_i can be considered equivalent to p from a numerical point of view. We can formalize this idea by means of the definition of empirical point, introduced by Stetter in [7].

Definition 2.1. Let $p \in \mathbb{R}^n$ be a point and let $\varepsilon = (\varepsilon_1, \dots, \varepsilon_n)$ with each $\varepsilon_i \in \mathbb{R}^+$, be the vector of the componentwise estimated errors. An **empirical point** p^ε is the pair (p, ε) , where we call p the **specified value** and ε the **tolerance**.

In this paper we shall consider sets of empirical points all having the same fixed tolerance ε . This is a natural assumption if the points derive from real-world data measured with the same accuracy. Additionally, this hypothesis simplifies the theoretical study.

From now on we denote by $\varepsilon = (\varepsilon_1, \dots, \varepsilon_n)$ with each $\varepsilon_i \in \mathbb{R}^+$, the fixed tolerance. So given any $p \in \mathbb{R}^n$, we write p^ε to mean the corresponding empirical point having p as specified value and ε as tolerance. We denote by $\mathbb{X}^\varepsilon = \{p_1^\varepsilon, \dots, p_s^\varepsilon\}$ a set of empirical points each having the tolerance ε and by $\mathbb{X} = \{p_1, \dots, p_s\}$ the set of the specified values associated to \mathbb{X}^ε . We define the diagonal matrix $E = \text{diag}(1/\varepsilon_1, \dots, 1/\varepsilon_n)$ and shall use the E -weighted norm on \mathbb{R}^n in order to “normalize” the distance between points w.r.t. the tolerance ε .

An empirical point p^ε naturally defines the following set:

$$N(p^\varepsilon) = \{r \in \mathbb{R}^n : \|p - r\|_E \leq 1\}$$

Each element in $N(p^\varepsilon)$ can be obtained by perturbing the coordinates of the specified value p by amounts less than the tolerance; for this reason we can say that the points of $N(p^\varepsilon)$ represent the same empirical information as p . Analogously, each element of $\cap_{p \in \mathbb{X}} N(p^\varepsilon)$, if this intersection is not empty, represents the same empirical information as the whole set \mathbb{X} . Although the choice of an element in this intersection is quite free, we decide to represent a set of “close” points with their centroid. The following definitions are introduced in order to formalize this idea.

Definition 2.2. The set of empirical points $\mathbb{X}^\varepsilon = \{p_1^\varepsilon, \dots, p_s^\varepsilon\}$ is **collapsible** if

$$\|p_i - q\|_E \leq 1 \quad \forall i = 1, \dots, s \quad (2.1)$$

where $q = \frac{1}{s} \sum_{i=1}^s p_i$ is the centroid of \mathbb{X} .

If \mathbb{X}^ε is collapsible, the centroid q of \mathbb{X} belongs to each of the sets $N(p_i^\varepsilon)$; so the empirical point q^ε is numerically equivalent to every point in \mathbb{X}^ε . We formalize this idea as follows.

Definition 2.3. The **empirical centroid** of a set \mathbb{X}^ε is the empirical point q^ε where q is the centroid of the set \mathbb{X} . If \mathbb{X}^ε is a collapsible set, its empirical centroid is called its **valid representative**.

If a set of empirical points contains a collapsible subset, it contains some redundancy, *i.e.* it carries relatively little empirical information compared to number of points in it. The methods presented in this paper are designed to “thin out” such sets by finding a smaller set of empirical points with much lower redundancy which still contain essentially the same empirical information.

3. Algorithms

In this section we describe two algorithms that, given a set \mathbb{X}^ε of empirical points, compute a partition $\mathcal{L}^\varepsilon = \{L_1^\varepsilon, \dots, L_k^\varepsilon\}$ of it, consisting of non-empty collapsible sets, and a set $\mathbb{Y}^\varepsilon = \{q_1^\varepsilon, \dots, q_k^\varepsilon\}$ where each q_i^ε is the valid representative of L_i^ε . Our algorithms differ in the strategies for building the partitions:

1. the **Agglomerative Algorithm** initially puts each point of \mathbb{X}^ε into a different subset and then iteratively unifies pairs of subsets into a larger collapsible set;
2. the **Divisive Algorithm** initially puts all the points of \mathbb{X}^ε into a single subset and then iteratively splits off the remotest outlier and “evens up” the new partition.

3.1. The Agglomerative Algorithm

The Agglomerative Algorithm (AA) implements a unifying method. The sets in the partition are determined by an iterative process. Initially each set contains a single original empirical point, then iteratively the two closest sets are unified provided their union is collapsible. This method is quite fast when the input points are well separated w.r.t. the tolerance, since a small number of set unifications is required.

Theorem 3.1. *(The Agglomerative Algorithm)*

Let $\mathbb{X}^\varepsilon = \{p_1^\varepsilon, \dots, p_s^\varepsilon\}$ be a set of empirical points, with each $p_i \in \mathbb{R}^n$ and a common tolerance $\varepsilon = (\varepsilon_1, \dots, \varepsilon_n)$. Let $\|\cdot\|_E$ be the weighted norm on \mathbb{R}^n w.r.t. $E = \text{diag}(1/\varepsilon_1, \dots, 1/\varepsilon_n)$. Consider the following sequence of instructions.

AA1: Start with the subset list $\mathcal{L} = [L_1, \dots, L_s]$ where each $L_i = \{p_i\}$, and the list $\mathbb{Y} = [q_1, \dots, q_s]$ of the centroids of the L_i .

AA2: Compute the symmetric matrix $M = (m_{ij})$ such that $m_{ij} = \|q_i - q_j\|_E$ for each $q_i, q_j \in \mathbb{Y}$.

AA3: If $|\mathbb{Y}| = 1$ or $\min\{m_{ij} : i < j\} > 2$ then return the lists \mathcal{L} and \mathbb{Y} and stop.

AA4: Choose \hat{i}, \hat{j} s.t. $m_{\hat{i}\hat{j}} = \min\{m_{ij} : i < j\}$ and compute the centroid q of $L_{\hat{i}} \cup L_{\hat{j}}$

$$q = \frac{|L_{\hat{i}}|q_{\hat{i}} + |L_{\hat{j}}|q_{\hat{j}}}{|L_{\hat{i}}| + |L_{\hat{j}}|}$$

AA5: If $\|p - q\|_E \leq 1$ for every $p \in L_i \cup L_j$ then in \mathcal{L} replace L_i by $L_i \cup L_j$ and remove L_j . Similarly, in \mathbb{Y} replace q_i by q and remove q_j and then go to step AA2. Otherwise put $m_{ij} = \infty$ (any value greater than 2 will do) and go to step AA3.

This algorithm computes a pair $(\mathcal{L}, \mathbb{Y})$ such that:

- $\{L_i^\varepsilon : L_i \in \mathcal{L}\}$ is a partition of \mathbb{X}^ε into collapsible sets such that no pair can be unified into a collapsible set;
- for each $q_i \in \mathbb{Y}$ the empirical point q_i^ε is the valid representative of L_i^ε .

Proof. First we prove finiteness. Step AA2 is performed only finitely many times and so a finite number of matrices M is computed. In fact, after the first computation of M , this step is performed only when the algorithm removes an element from \mathbb{Y} , i.e. at most $s - 1$ times. Now, also step AA4 is performed only finitely many times on the same matrix M , because it is performed only when the minimal element m_{ij} of the matrix M is less than or equal to 2 and then either two subsets are unified or m_{ij} is replaced by ∞ , but this can happen at most $s^2/2$ times.

Next we show correctness. First, note that the elements of \mathcal{L} define a partition of \mathbb{X} . In fact, in step AA1 we set $\mathcal{L} = [\{p_1\}, \dots, \{p_s\}]$; the only place where \mathcal{L} changes is in Step AA5 when we unite two of its elements, and so a new partition of \mathbb{X} is obtained. Obviously \mathcal{L}^ε is also a partition of \mathbb{X}^ε .

For each $L_i \in \mathcal{L}$, the corresponding empirical set L_i^ε is collapsible. This is clearly true in step AA1. Step AA5 unites two elements of \mathcal{L} only if their union is collapsible; step AA4 computes the centroid q of $L_i \cup L_j$ and step AA5 tests condition (2.1) for each point in $L_i \cup L_j$.

Now we prove that upon termination the union of any pair of elements of \mathcal{L} is not collapsible. If the algorithm stops because \mathbb{Y} (and \mathcal{L} too) contains a single element, the conclusion is trivial. Otherwise, the algorithm ends because $m_{ij} > 2$ for all $i < j$. We observe that the elements m_{ij} of the final matrix M are such that either $m_{ij} = \|q_i - q_j\|_E$ or $m_{ij} = \infty$ but $\|q_i - q_j\|_E \leq 2$. The case where $m_{ij} = \infty$ is trivial: an entry in M can become ∞ only in step AA5 after having verified that $L_i^\varepsilon \cup L_j^\varepsilon$ is not collapsible. In the case where m_{ij} is finite we show that the union of $L_i^\varepsilon, L_j^\varepsilon$ is a not collapsible set by contradiction. We suppose that $\|p - q\|_E \leq 1$ for each $p \in L_i \cup L_j$, where q is the centroid of $L_i \cup L_j$. If $m = |L_i|$ and $n = |L_j|$, we have

$$\begin{aligned} \|q_i - q_j\|_E &= \left\| \frac{1}{m} \left(\sum_{p \in L_i} p - mq \right) + \frac{1}{n} \left(nq - \sum_{p \in L_j} p \right) \right\|_E \\ &= \left\| \frac{1}{m} \sum_{p \in L_i} (p - q) + \frac{1}{n} \sum_{p \in L_j} (q - p) \right\|_E \leq \frac{1}{m} \sum_{p \in L_i} \|p - q\|_E + \frac{1}{n} \sum_{p \in L_j} \|q - p\|_E \end{aligned}$$

From the hypothesis, we deduce that $\|q_i - q_j\|_E \leq 2$, a contradiction.

Finally, we can conclude the proof since, by construction, each element $q_i \in \mathbb{Y}$ is the centroid of L_i and L_i^ε is collapsible, so the empirical centroid q_i^ε is indeed the valid representative of L_i^ε . \square

Note that, in step AA5, we must check the condition that $\|p - q\|_E \leq 1$ for each $p \in L_i \cup L_j$. In fact, if we check only the condition $\|q_i - q_j\|_E \leq 1$, there are pathological examples where not collapsible sets are built in the final partition (see Example 8).

The algorithm as presented here can easily be improved from the computational point of view: in step AA2 it is not necessary to compute a new matrix M after uniting L_i and L_j , but suffices to remove the j -th column and to update the i -th row.

In the following example we apply the Agglomerative Algorithm on the points of Example 1 to show that the desired partition is obtained (see Figure 1).

Example 2. Let $\mathbb{X}^\varepsilon = \{p_1^\varepsilon, \dots, p_{12}^\varepsilon\}$ be a set of empirical points with tolerance $\varepsilon = (1.43, 1.43)$, whose specified values coincide with the set \mathbb{X} of Example 1:

$$\begin{aligned} \mathbb{X} = \{ & (-1, -1), (0, -1), (1, -1), (-1, 0), (0, 0), (1, 0), \\ & (-1, 1), (0, 1), (1, 1), (5, -2.9), (5, 0), (5, 2.9) \} \end{aligned}$$

The AA computes, at each step, the following partitions, only clustering together the first nine points.

1. $\mathcal{L} = \{\{p_1\}, \{p_2\}, \{p_3\}, \{p_4\}, \{p_5\}, \{p_6\}, \{p_7\}, \{p_8\}, \{p_9\}, \{p_{10}\}, \{p_{11}\}, \{p_{12}\}\}$
2. $\mathcal{L} = \{\{\mathbf{P1}, \mathbf{P2}\}, \{p_3\}, \{p_4\}, \{p_5\}, \{p_6\}, \{p_7\}, \{p_8\}, \{p_9\}, \{p_{10}\}, \{p_{11}\}, \{p_{12}\}\}$
3. $\mathcal{L} = \{\{\mathbf{P1}, \mathbf{P2}, \mathbf{P4}\}, \{p_3\}, \{p_5\}, \{p_6\}, \{p_7\}, \{p_8\}, \{p_9\}, \{p_{10}\}, \{p_{11}\}, \{p_{12}\}\}$
4. $\mathcal{L} = \{\{p_1, p_2, p_4\}, \{\mathbf{P3}, \mathbf{P6}\}, \{p_5\}, \{p_7\}, \{p_8\}, \{p_9\}, \{p_{10}\}, \{p_{11}\}, \{p_{12}\}\}$
5. $\mathcal{L} = \{\{p_1, p_2, p_4\}, \{p_3, p_6\}, \{\mathbf{P5}, \mathbf{P8}\}, \{p_7\}, \{p_9\}, \{p_{10}\}, \{p_{11}\}, \{p_{12}\}\}$
6. $\mathcal{L} = \{\{\mathbf{P1}, \mathbf{P2}, \mathbf{P4}, \mathbf{P5}, \mathbf{P8}\}, \{p_3, p_6\}, \{p_7\}, \{p_9\}, \{p_{10}\}, \{p_{11}\}, \{p_{12}\}\}$.
7. $\mathcal{L} = \{\{\mathbf{P1}, \mathbf{P2}, \mathbf{P3}, \mathbf{P4}, \mathbf{P5}, \mathbf{P6}, \mathbf{P8}\}, \{p_7\}, \{p_9\}, \{p_{10}\}, \{p_{11}\}, \{p_{12}\}\}$
8. $\mathcal{L} = \{\{\mathbf{P1}, \mathbf{P2}, \mathbf{P3}, \mathbf{P4}, \mathbf{P5}, \mathbf{P6}, \mathbf{P7}, \mathbf{P8}\}, \{p_9\}, \{p_{10}\}, \{p_{11}\}, \{p_{12}\}\}$
9. $\mathcal{L} = \{\{\mathbf{P1}, \mathbf{P2}, \mathbf{P3}, \mathbf{P4}, \mathbf{P5}, \mathbf{P6}, \mathbf{P7}, \mathbf{P8}, \mathbf{P9}\}, \{p_{10}\}, \{p_{11}\}, \{p_{12}\}\}$

3.2. The Divisive Algorithm

The Divisive Algorithm (DA) implements a “subdivision” method. The sets in the partition are determined by an iterative process. Initially the partition consists of a single set containing all the points. Then iteratively DA seeks the original point farthest from the centroid of its set. If the distance between them is below the tolerance threshold then the algorithm stops, because all original points are sufficiently well represented by the centroids of their sets. Otherwise it splits off the worst represented original point into a new set initially containing just itself. Then DA proceeds with a redistribution phase with the aim of associating each original point to the current best representative subset (locally) minimizing the total central sum of squares, defined as follows [6].

Definition 3.2. Let \mathbb{X} be a subset of \mathbb{R}^n and let q be its centroid. The **central sum of squares** of \mathbb{X} is defined to be:

$$\sum_{p \in \mathbb{X}} \|p - q\|^2$$

Definition 3.3. Let $\mathcal{L} = \{L_1, \dots, L_k\}$ be a partition of the set \mathbb{X} . The **total central sum of squares** of the partition \mathcal{L} is defined to be:

$$I(\mathcal{L}) = \sum_{j=1}^k I_j$$

where I_j is the central sum of squares of L_j .

If \mathbb{X}^ε contains large subsets of close empirical points, DA turns out to be more efficient than AA, since a smaller number of subdivisions is required.

Theorem 3.4. (*The Divisive Algorithm*)

Let $\mathbb{X}^\varepsilon = \{p_1^\varepsilon, \dots, p_s^\varepsilon\}$ be a set of empirical points, with each $p_i \in \mathbb{R}^n$ and a common tolerance $\varepsilon = (\varepsilon_1, \dots, \varepsilon_n)$. Let $\|\cdot\|_E$ be the weighted norm on \mathbb{R}^n w.r.t. $E = \text{diag}(1/\varepsilon_1, \dots, 1/\varepsilon_n)$. Consider the following sequence of instructions.

DA1: Start with the list $\mathcal{L} = [L_1]$ where $L_1 = \mathbb{X}$, and the centroid list $\mathbb{Y} = [q_1]$ where q_1 is the centroid of L_1 .

DA2: Let $\mathcal{L} = [L_1, \dots, L_r]$ and $\mathbb{Y} = [q_1, \dots, q_r]$, the centroid list of the elements of \mathcal{L} . For each $p_i \in \mathbb{X}$ set $d_i = \|p_i - q_j\|_E$ where L_j is the subset (of \mathbb{X}) to which p_i belongs. Build the list $D = [d_1, \dots, d_s]$.

DA3: If $\max(D) \leq 1$ then return the lists \mathcal{L} and \mathbb{Y} , and stop.

DA4: Choose an index \hat{i} such that $d_{\hat{i}} = \max(D)$, and compute the index \hat{j} of the subset $L_{\hat{j}}$ to which $p_{\hat{i}}$ belongs. Remove $p_{\hat{i}}$ from $L_{\hat{j}}$ and compute the new centroid $q_{\hat{j}}$ of $L_{\hat{j}}$; append $L_{r+1} = \{p_{\hat{i}}\}$ to \mathcal{L} and $q_{r+1} = p_{\hat{i}}$ to \mathbb{Y} .

DA5: Compute the total central sum of squares $I(\mathcal{L})$ of the new partition \mathcal{L} .

DA6: For each $p \in \mathbb{X}$ and for each $L_k \in \mathcal{L}$, denote by $\mathcal{L}_{p,k}$ the partition \mathcal{L} but with p moved into L_k . Compute the total central sum of squares $I(\mathcal{L}_{p,k})$.

DA7: Choose a point $\hat{p} \in \mathbb{X}$ and an index \hat{k} s.t.

$$I(\mathcal{L}_{\hat{p},\hat{k}}) = \min\{I(\mathcal{L}_{p,k}) : p \in \mathbb{X}, L_k \in \mathcal{L}\}$$

DA8: If $I(\mathcal{L}_{\hat{p},\hat{k}}) \geq I(\mathcal{L})$ then go to DA2. Otherwise set $\mathcal{L} = \mathcal{L}_{\hat{p},\hat{k}}$. Compute the centroids of the new partition \mathcal{L} . Go to DA5.

This algorithm computes a pair $(\mathcal{L}, \mathbb{Y})$ such that:

- $\{L_i^\varepsilon : L_i \in \mathcal{L}\}$ is a partition of \mathbb{X}^ε into collapsable sets;
- for each $q_i \in \mathbb{Y}$, the empirical point q_i^ε is the valid representative of L_i^ε .

Proof. Later on we shall refer to the loop DA5–DA8 as “the redistribution phase”: points are moved from one subset to another in order to strictly decrease the total central sum of squares. Note that in the redistribution phase the cardinality of \mathcal{L} does not change as the algorithm never eliminates any set in \mathcal{L} . Indeed, if the

singleton set $L_j = \{p\}$ belongs to \mathcal{L} , the point p will not be moved to another set $L_k \in \mathcal{L}$ leaving L_j empty, since this new configuration cannot have smaller total central sum of squares: the combined central sum of squares of the sets $L_j = \{p\}$ and L_k is

$$I_j + I_k = 0 + \sum_{r \in L_k} \|r - q_k\|^2$$

where q_k is the centroid of L_k , whereas the combined central sum of squares of the new sets $L'_j = \emptyset$ and $L'_k = L_k \cup \{p\}$ is

$$I'_j + I'_k = 0 + \left(\sum_{r \in L_k} \|r - q'_k\|^2 + \|p - q'_k\|^2 \right)$$

where q'_k is the centroid of $L'_k = L_k \cup \{p\}$. And since q_k is the centroid of L_k , we have $\sum_{r \in L_k} \|r - q'_k\|^2 \geq \sum_{r \in L_k} \|r - q_k\|^2$. Consequently the new total central sum of squares cannot be smaller.

Now we prove finiteness. The algorithm comprises two nested loops: the outer loop spanning steps DA2–DA8, and the redistribution phase (steps DA5–DA8). The outer loop cannot perform more than s iterations because step DA4 can be performed at most s times; anyway, after s iterations the termination criterion in step DA3 will surely be satisfied as all the d_i would be zero.

The redistribution loop will perform only finitely many iterations. Each iteration strictly reduces the total central sum of squares, and since \mathbb{X} is finite it has only finitely many partitions. Consequently there are only finitely many possible values for the total central sum of squares.

Next we show correctness. The elements of \mathcal{L} define a partition of \mathbb{X} . This is trivially true in step DA1. The creation of a new subset in step DA4 clearly maintains the property. The redistribution phase merely moves points between subsets (in step DA8), so also preserves the property.

The test in step DA3 guarantees that upon completion of the algorithm each $L_i \in \mathcal{L}$ corresponds to a collapsible L_i^ε . By construction, each element $q_i \in \mathbb{Y}$ is the centroid of L_i . Thus q_i^ε is the valid representative of L_i^ε . \square

In the following example we apply the Divisive Algorithm to the points of Example 1 to show that the desired partition is obtained (see Figure 1).

Example 3. Let $\mathbb{X}^\varepsilon = \{p_1^\varepsilon, \dots, p_{12}^\varepsilon\}$ be a set of empirical points with tolerance $\varepsilon = (1.43, 1.43)$, whose specified values coincide with the set \mathbb{X} of Example 1:

$$\begin{aligned} \mathbb{X} = \{ & (-1, -1), (0, -1), (1, -1), (-1, 0), (0, 0), (1, 0), \\ & (-1, 1), (0, 1), (1, 1), (5, -2.9), (5, 0), (5, 2.9) \} \end{aligned}$$

The DA computes, at each step, after the redistribution phase, the following partitions.

1. $\mathcal{L} = \{\{p_1, p_2, p_3, p_4, p_5, p_6, p_7, p_8, p_9, p_{10}, p_{11}, p_{12}\}\}$
2. $\mathcal{L} = \{\{\mathbf{P1}, \mathbf{P2}, \mathbf{P3}, \mathbf{P4}, \mathbf{P5}, \mathbf{P6}, \mathbf{P7}, \mathbf{P8}, \mathbf{P9}\}, \{\mathbf{P10}, \mathbf{P11}, \mathbf{P12}\}\}$
3. $\mathcal{L} = \{\{p_1, p_2, p_3, p_4, p_5, p_6, p_7, p_8, p_9\}, \{\mathbf{P10}\}, \{\mathbf{P11}, \mathbf{P12}\}\}$
4. $\mathcal{L} = \{\{p_1, p_2, p_4, p_5, p_8, p_3, p_6, p_7, p_9\}, \{p_{10}\}, \{\mathbf{P11}\}, \{\mathbf{P12}\}\}$

As mentioned before, DA performs fewer iterations than AA since several input points are close together w.r.t. the tolerance.

3.3. A particularly quick method: the grid algorithm

We recall the ∞ -norm and its corresponding E -weighted norm on \mathbb{R}^n , see [2]:

$$\|v\|_\infty = \max_{i=1\dots n} |v_i| \quad \text{and} \quad \|v\|_{E,\infty} = \|Ev\|_\infty$$

where $E = \text{diag}(1/\varepsilon_1, \dots, 1/\varepsilon_n)$, as before.

A particularly quick method for decreasing the cardinality of the set \mathbb{X}^ε can be designed using a regular grid, consisting of half-open balls of radius $1/2$ w.r.t. the E -weighted norm $\|\cdot\|_{E,\infty}$. We arbitrarily choose one ball to have the origin as its centre then tessellate to cover the whole space.

This algorithm computes a partition of \mathbb{X}^ε by gathering all the empirical points whose specified values lie in the same ball into the same subset. Suppose that one of these subsets comprises the empirical points $p_1^\varepsilon, \dots, p_m^\varepsilon$, and let q^ε be their empirical centroid, then q^ε is a “good” representative of each p_i^ε because

$$\|p_i - q\|_{E,\infty} = \left\| p_i - \frac{1}{m} \sum_{j=1}^m p_j \right\|_{E,\infty} \leq \frac{1}{m} \sum_{j=1}^m \|p_i - p_j\|_{E,\infty} < 1$$

However, in general such a subset is not collapsable, a notion defined in terms of the 2-norm.

Note that, since the separations of the empirical points are ignored by this method, unsatisfactory partitions can be obtained, *e.g.* close points may happen to belong to different balls and so be assigned to different subsets. Nevertheless, this drawback is compensated by the speed and simplicity of the method. In particular, this grid method (with a smaller radius) can be used to reduce the bulk of a very large body of data before applying one of the more sophisticated but slower algorithms, AA or DA. Another application of the grid method is to help choose the more suitable algorithm between AA and DA by estimating the numbers of sets in the partitions which would be produced.

4. Relationship with Cluster Analysis

The idea of analyzing a large body of empirical data and of partitioning it into sets of “similar values” has been well studied in the theory of Cluster Analysis (*e.g.* see [4]). The overall aim of Cluster Analysis is to separate the original data

into clusters where the members of each cluster are much more similar to each other than to members of other clusters. In contrast, our methods are more concerned with thinning out groups of very close values while ignoring more distant points. Below we show how Ward’s “classical” algorithm [6], an agglomerative hierarchical method, and Li’s more recent algorithm [5], a divisive hierarchical method, partition the empirical points of Example 1.

Example 4. Let \mathbb{X}^ε be the set of empirical points whose set of specified values is given in Example 1; similarly, let $\varepsilon = (1.43, 1.43)$ as given there. We recall that in Examples 2 and 3 both our algorithms AA and DA obtained the minimal partition into collapsible sets, as illustrated in Figure 1.

Ward’s and Li’s algorithms do not obtain this minimal partition. In fact, after 8 steps, Ward’s algorithm puts the points $(5, -2.9)$ and $(5, 0)$ into the same cluster, while the first nine points of \mathbb{X} still belong to different clusters. Since this is an agglomerative method no set of points is split during the computation, so Ward’s algorithm fails to recognise the collapsible set of nine points. In a similar vein, Li’s algorithm goes astray at the third step: it divides the first nine points of \mathbb{X} into two subsets while the points $(5, -2.9)$ and $(5, 0)$ still belong to the same cluster. Since this is a hierarchical divisive method, once a set is split it can never be joined together again, so Li’s algorithm needlessly splits the collapsible set of nine points.

Now we consider another method of Cluster Analysis, QT Clustering [3], because it has a number of similarities to our methods, especially AA. QT Clustering computes a partition of the input data using a given limit on the diameter of the clusters. It works by building clusters according to their cardinality, while we are primarily interested in the local geometrical separations of the input data.

Example 5. Let \mathbb{X}^ε be a set of empirical points with tolerance $\varepsilon = (0.5)$ and with specified values $\mathbb{X} = \{0, 0.05, 0.9, 1, 1.2\} \subseteq \mathbb{R}$. Applying the QT Clustering algorithm with maximum cluster diameter equal to 2ε , we obtain the partition $\{\{0, 0.05, 0.9, 1\}, \{1.2\}\}$ where $\{0, 0.05, 0.9, 1\}^\varepsilon$ is a not collapsible set. In contrast, if we apply AA or DA to \mathbb{X}^ε , we obtain the more balanced partition $\{\{0, 0.05\}, \{0.9, 1, 1.2\}\}$ whose elements consist of specified values of collapsible sets. We maintain that our partition is more plausible as a grouping of noisy data.

5. Numerical Tests and Illustrative Examples

In this section we present some numerical examples to show the effectiveness and the potential of our techniques. Both AA and DA have been implemented using the C++ language, and are included in CoCoALib [1]. All computations in the following examples have been performed on an Intel Pentium M735 processor (at 1.7 GHz) running GNU/Linux and using the implementation in CoCoALib.

Example 6. Clouds of empirical points.

In this example we consider an empirical set \mathbb{X}^ε containing two well separated empirical points and three clusters, two big and one small. Both AA and DA compute five valid representatives for \mathbb{X}^ε , but because the result comprises very few points DA is faster than AA.

Let \mathbb{X}^ε be a set of empirical points, with tolerance $\varepsilon = (20, 20)$ and specified values $\mathbb{X} = \cup_{i=1}^5 \mathbb{X}_i \subseteq \mathbb{R}^2$, where

\mathbb{X}_1 consists of 82 points lying inside the disk of radius 10 centered on $(0, 0)$,
 \mathbb{X}_2 consists of 64 points lying inside the disk of radius 10 centered on $(40, 50)$,
 $\mathbb{X}_3 = \{(49, 0), (50, 0), (50, 1)\}$, $\mathbb{X}_4 = \{(9, 41)\}$ and $\mathbb{X}_5 = \{(-10, 80)\}$.

Both AA and DA compute the “intuitive” partition consisting of 5 subsets $L_i = \mathbb{X}_i$ for $i = 1, \dots, 5$, as shown in Figure 2.

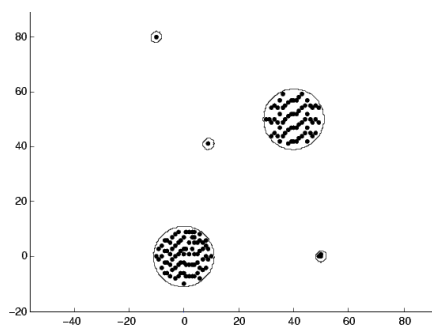


FIGURE 2. Appropriate partition of \mathbb{X}

Example 7. Empirical points close to a circle.

In this example we compare the behaviour of AA and DA on a family of test cases, which comprises sets of empirical points with similar geometrical configurations but with differing “densities”. Let $\mathbb{X}_1, \mathbb{X}_2 \subset \mathbb{R}^2$ be two sets of points lying close to the circle of radius 200 and centered at the origin. They contain 2504 and 5032 points, respectively. For simplicity we choose a tolerance $\varepsilon = (\varepsilon_1, \varepsilon_2)$ with $\varepsilon_1 = \varepsilon_2$. The numerical tests are performed by applying both AA and DA to the empirical sets \mathbb{X}_1^ε and \mathbb{X}_2^ε for various values of ε , viz. $\varepsilon_1 = 2^k$ for $k = 0, \dots, 6$, since, for a fixed set of points simply increasing ε effectively increases the density of the points.

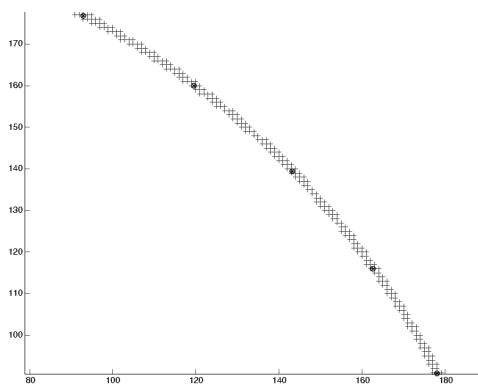
In Table 1 we present the results obtained processing \mathbb{X}_1 and \mathbb{X}_2 respectively. The first column contains the value of the tolerance, the columns labeled with “#VR” contain the number of the valid representatives computed by AA and DA respectively, while those labeled with “Time” show the timings (in seconds) of each algorithm. The results show that DA runs quickly if ε is large, that is when the set of empirical points is dense enough, since only a few splittings of the original

ε	2504 empirical points				5032 empirical points			
	AA		DA		AA		DA	
	#VR	Time	#VR	Time	#VR	Time	#VR	Time
1	911	1 s	727	293 s	2096	6 s	1460	2306 s
2	462	3 s	347	184 s	734	31 s	587	1250 s
4	224	8 s	173	114 s	263	118 s	185	577 s
8	108	18 s	87	66 s	121	317 s	86	314 s
16	56	50 s	41	33 s	61	733 s	41	166 s
32	29	117 s	20	15 s	28	1680 s	21	79 s
64	13	2633 s	10	6 s	14	3695 s	10	25 s

TABLE 1. Points close to a circle

set are needed. On the other hand, when the points are well separated, AA is preferable since the final partition consists of a large number of sets.

Figure 3 shows a subset of \mathbb{X}_1 (the crosses) and its valid representatives (the dots) w.r.t. the tolerance $\varepsilon = (16, 16)$.

FIGURE 3. Valid representatives of \mathbb{X}_1

The computational timings can be drastically reduced if we perform a grid procedure before applying AA or DA (see Section 3.3). Let us consider two cases where computation time was high: AA with $\varepsilon = 64$, and DA with $\varepsilon = 2$. In the case AA with $\varepsilon = 64$, we make a first reduction of the data using a grid whose balls have a weighted radius of $1/4$; the computation takes 0.14 seconds and produces 48 points. Now AA is applied to this result, and produces an output of 13 points in 0.01 seconds — overall far faster than applying AA directly. However, the final result is less accurate than that obtained by applying AA directly. The same remarks hold for the test with DA and $\varepsilon = 2$: using a grid whose balls have a weighted radius of $1/2$ we obtain 1657 points in 0.2 seconds; then the execution of DA on this output takes 83 seconds to return 466 points. Once again, a drastic reduction in time at the cost of a lower quality result.

Example 8. Example of the “zip”

This first example illustrates the necessity of the test at Step AA5 of AA. Indeed, if the condition is not checked the algorithm builds a partition consisting of not collapsable sets.

Let \mathbb{X}^ε be a set of empirical points whose tolerance is $\varepsilon = (2.199, 2.199)$ and whose set of specified values $\mathbb{X} \subseteq \mathbb{R}^2$ is given by:

$$\mathbb{X} = \{(0.1, 2), (2, 0), (4.2, 0), (6.4, 0), (8.6, 0), (3.1, 3), (5.3, 3), (7.5, 3)\}$$

Applying AA to the set \mathbb{X}^ε we obtain the following partition of \mathbb{X}

$$\{\{(0.1, 2), (3.1, 3)\}, \{(2, 0), (4.2, 0)\}, \{(6.4, 0), (8.6, 0)\}, \{(5.3, 3), (7.5, 3)\}\}$$

for which the set of specified values of the valid representatives is

$$\mathbb{Y} = \{(1.6, 2.5), (3.1, 0), (7.5, 0), (6.4, 3)\}$$

However, if we check only the distance between the centroids in step AA5, all the elements of \mathbb{X}^ε are placed in a single set which is obviously not collapsable.

Example 9. Example of the “three-pointed star”

We have seen that AA always produces a partition into collapsable sets such that no pair can be unified into a collapsable set. In most cases the partition produced by DA also enjoys this property; however, this is not true in general. Such a situation is shown in this example.

Let \mathbb{X}^ε be a set of 6 empirical points whose tolerance is $\varepsilon = (1, 1)$ and whose set of specified values $\mathbb{X} \subseteq \mathbb{R}^2$ is given by:

$$\mathbb{X} = \{(0.577, 0.99), (0.577, -0.99), (0, 0.0001), (0, 0), (-1.1551, 0), (-1.155, 0)\}$$

Applying both AA and DA we obtain the two different partitions \mathcal{L}_A and \mathcal{L}_D :

$$\begin{aligned} \mathcal{L}_A &= \{\{(0.577, -0.99)\}, \\ &\quad \{(0.577, 0.99), (0, 0.0001), (0, 0)\}, \\ &\quad \{(-1.1551, 0), (-1.155, 0)\}\} \\ \mathcal{L}_D &= \{\{(0.577, -0.99)\}, \\ &\quad \{(0.577, 0.99)\}, \\ &\quad \{(0, 0.0001), (0, 0), (-1.1551, 0), (-1.155, 0)\}\} \end{aligned}$$

associated to the valid representatives whose specified values are

$$\begin{aligned} \mathbb{Y}_A &= \{(0.577, -0.99), (0.192333, 0.330033), (-1.15505, 0)\} \\ \mathbb{Y}_D &= \{(0.577, 0.99), (0.577, -0.99), (-0.577525, 0.000025)\} \end{aligned}$$

respectively. It is trivial to verify that the elements of $\mathcal{L}_A^\varepsilon$ are pairwise not unifiable into a collapsable set, while the same property does not hold for the partition $\mathcal{L}_D^\varepsilon$ since $\{(0.577, -0.99)^\varepsilon\} \cup \{(0.577, 0.99)^\varepsilon\}$ is a collapsable set.

6. Conclusions

In this paper a new approach to reducing redundancy in sets of noisy data is described. The key idea is to work with empirical points, *i.e.* taking into consideration the componentwise tolerances on the input data. The two algorithms presented are included in CoCoALib which is available from the web site [1].

The experimental results points out that it is faster to use DA when the set of empirical data is dense enough, since only a few splittings of the original set are needed. Conversely, when the points are well-separated, AA is preferable, as the final partition consists of a large number of sets and the algorithm will perform few iterations. The very quick grid method can be used to estimate the number of final partitions, and thus guide the choice between AA and DA.

Acknowledgments Part of this work was conducted during the Special Semester on Gröbner Bases, February 1 to July 31, 2006, organized by the RICAM Institute (Austrian academy of Sciences) and the RISC Institute (Johannes Kepler University) in Linz, Austria. We thank Lorenzo Robbiano for helpful discussions and suggestions on the subject of this paper.

References

- [1] CoCoA Team, *CoCoA: a system for doing computations in Commutative Algebra*, Available at <http://cocoa.dima.unige.it>
- [2] G. Dahlquist, Å. Björck, N. Anderson. *Numerical Methods*. Englewood Cliffs, 1974
- [3] L.J. Heyer, S. Kruglyak, S. Yooseph, *Exploring expression data: identification and analysis of coexpressed genes*, *Genome Res.*, 9: 1106–1115, 1999.
- [4] W.J. Krzanowski, F.H.C. Marriott *Multivariate Analysis* Arnold, London 1995
- [5] B. Li, *A new approach to cluster analysis: the clustering-function-based method*, *J.R.Statist. Soc. B*, 68 (3): 457–476, 2006.
- [6] F. Rapallo, M.P. Rogantin, *Statistica Descrittiva Multivariata, Seconda Edizione* C.L.U.T. Editrice, Torino, 2003
- [7] H. Stetter, *Numerical Polynomial Algebra*, SIAM, Philadelphia 2004

John Abbott

Dip. di Matematica, Università di Genova, via Dodecaneso 35, 16146 Genova, Italy
e-mail: abbott@dimma.unige.it

Claudia Fassino

Dip. di Matematica, Università di Genova, via Dodecaneso 35, 16146 Genova, Italy
e-mail: fassino@dimma.unige.it

Maria-Laura Torrente

Scuola Normale Superiore, piazza dei Cavalieri 7, 56126 Pisa, Italy
e-mail: m.torrente@sns.it