

THREE COMBINATORIAL MODELS FOR \widehat{sl}_n CRYSTALS, WITH APPLICATIONS TO CYLINDRIC PLANE PARTITIONS

PETER TINGLEY

ABSTRACT. We define three combinatorial models for \widehat{sl}_n crystals, parametrized by partitions, configurations of beads on an “abacus”, and cylindric plane partitions, respectively. These are reducible, but we can identify an irreducible subcrystal corresponding to any dominant integral highest weight Λ . Cylindric plane partitions actually parametrize a basis for $V_\Lambda \otimes F$, where F is the space spanned by partitions. We use this to calculate the partition function for a system of random cylindric plane partitions. We also observe a form of rank level duality. Finally, we use an explicit bijection to relate our work to the Kyoto path model.

CONTENTS

1. Introduction	1
1.1. Acknowledgments	2
2. Background	2
2.1. The abacus	2
2.2. Crystals and tensor products	4
3. Crystal structures	6
3.1. Crystal structure on partitions	6
3.2. Crystal structure on abacus configurations	6
3.3. More on the abacus model, including the highest irreducible part	8
4. Relation to cylindric plane partitions	13
4.1. A bijection between descending abacus configurations and cylindric plane partitions	14
4.2. Structure on the set of cylindric plane partitions	16
4.3. Relation to the study of random cylindric plane partitions	18
4.4. A rank-level duality result	21
5. Relation to the Kyoto path model	22
References	24

1. INTRODUCTION

This work was motivated by the Hayashi realization of crystals for level one \widehat{sl}_n representations, originally developed by Misra and Miwa [9] using work of Hayashi [3] (see also [1], Chapter 10). In that realization, the underlying set of the crystal consists of partitions, and the operators f_i act by adding a box to the associated Young diagram. We wondered if there was a similar realization for representations of arbitrary level ℓ , where the operations f_i would act by adding an ℓ -ribbon (defined in Section 2.1). It turns out that there is. To prove that it works, we use a second combinatorial model.

This is based on the abacus used by James and Kerber ([5], Chapter 2.7), so we will call it the abacus model. The abacus model is reminiscent of a “Dirac sea” and we think it is interesting in its own right.

The crystals one obtains from the abacus model are not irreducible. However, it is fairly easy to pick out a “highest” irreducible sub-crystal, so we do have a model for the crystal of any irreducible integrable highest weight representation of $\widehat{\mathfrak{sl}}_n$. There is also a reducible sub-crystal whose underlying set is naturally in bijection with the set of cylindric plane partitions with a given boundary. This is our third combinatorial model, although we appeal to the abacus model to define the operators e_i and f_i . We can also define a gl_∞ action on the space spanned by cylindric plane partitions, which commutes with our crystal operators. Furthermore, if we use both actions, the space becomes irreducible; in fact, the set of cylindric plane partitions with a given boundary forms a basis for $V_\Lambda \otimes F$, where V_Λ is an irreducible representation of some $\widehat{\mathfrak{sl}}_n$, and F is the space spanned by all partitions.

In this picture, the weight $|\pi|$ of a cylindric plane partition π is easily calculated from the principally graded weight of the corresponding element of V_Λ and the size $|\lambda|$ of the corresponding partition λ . This allows us to calculate the partition function for the system of random cylindric plane partitions studied by Borodin in [2]. Our answer looks quite different from the formula given by Borodin, but we can directly show that they agree using certain identities from [6]. This gives a new link between Borodin’s work and the representation theory of $\widehat{\mathfrak{sl}}_n$.

There is a symmetry in our model which allows us to consider a given cylindric plane partition as either an element of $V_\Lambda \otimes F$ or $V_{\Lambda'} \otimes F$, where Λ is some level ℓ highest weight for $\widehat{\mathfrak{sl}}_n$, and Λ' is a level n highest weight of $\widehat{\mathfrak{sl}}_\ell$ determined by Λ . Thus we obtain an identity involving the q -characters of V_Λ and $V_{\Lambda'}$. This is our rank-level duality.

Finally, we relate our work to the Kyoto path model developed by Kashiwara et. al. in [7] and [8] (see [4] for a more recent explanation). We do this by exhibiting an explicit crystal isomorphism between the highest irreducible component of the abacus model and the Kyoto path model for a particular perfect crystal and ground state path.

1.1. Acknowledgments. I would like to thank Mark Haiman, Tony Chiang, Brian Rothbock, Alex Woo, Sami Yassaf, and everyone else who attended Mark’s seminar in 2003-2004. This paper could never have happened without all of your input. I would also like to thank Alejandra Premat, who first introduced me to the Hayashi realization. Finally, I would also like to thank my advisor Nicolai Reshetikhin for his patience with my mathematical wanderings, and for invaluable advice.

2. BACKGROUND

In this section we review some tools we will need. We only include those results most important for the present work, and refer the reader to other sources for more details.

2.1. The abacus. Here we explain the abacus used by James and Kerber in [5]. We start by defining a bijection between partitions and rows of beads. This is essentially the correspondence between partitions and semi-infinite wedge products explained in [6], Chapter 14 (among others); the positions of the beads correspond to the factors in the wedge product. Then, as in [5], we turn this one row into several parallel rows of beads on an abacus.

We use the “Russian” diagram of a partition, shown in Figure 1. Place a bead on the horizontal axis under each down-sloping segment on the edge of the diagram. The corresponding row of beads uniquely defines the partition. Label the horizontal axis so the corners of all boxes are integers, with the vertex at 0. For a partition $\lambda = (\lambda_1, \lambda_2, \dots)$, where we define $\lambda_i = 0$ for large i , the positions of the beads will be $\lambda_i - i + 1/2$. The empty partition corresponds to having beads at all negative positions in $\mathbb{Z} + 1/2$, and none of the positive positions. Adding a box to the partition corresponds to moving a bead one step to the right.

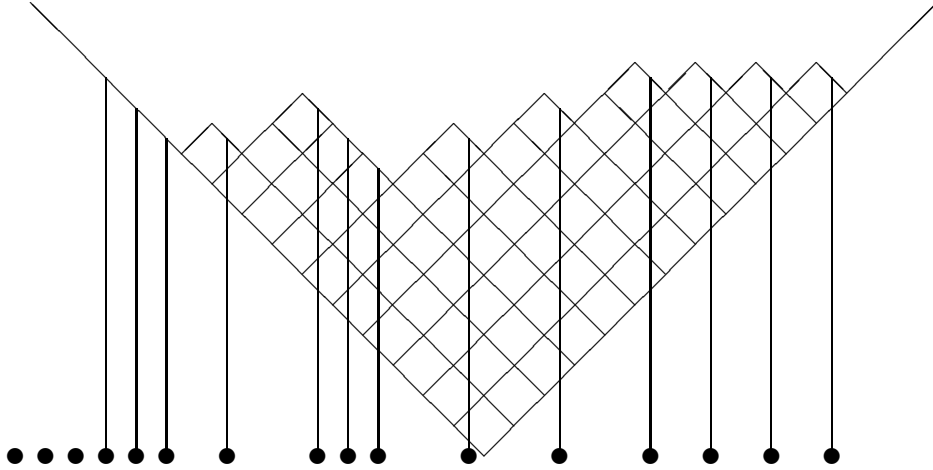


FIGURE 1. The bead string corresponding to the partition $(12, 11, 10, 9, 7, 5, 3, 3, 3, 1)$. We fix the origin to be the vertex of the partition, so the beads are in positions $\dots, -25/2, -23/2, -21/2, -17/2, -11/2, -9/2, -7/2, -1/2, 5/2, 11/2, 15/2, 19/2, 23/2$.

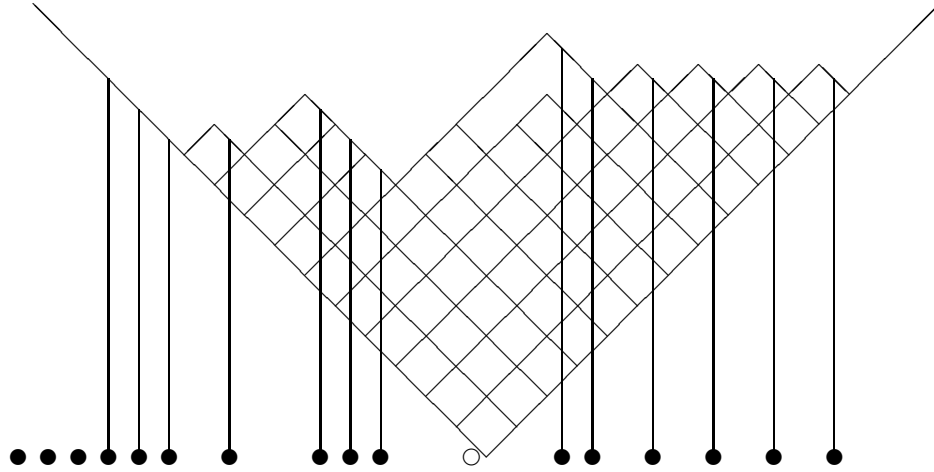


FIGURE 2. Adding a 4-ribbon corresponds to moving one bead forward 4 positions, possibly jumping over some beads in between. In this example, the bead that was at position $-1/2$ is moved forward four places to position $7/2$. The diagram has changed above positions $1/2, 3/2$ and $5/2$, but adding the ribbon won't change the slope of the diagram there, so the beads stay in the same place.

Recall that a *ribbon* is a skew partition $\lambda \setminus \mu$ whose diagram is connected and has at most one box above each position on the horizontal axis (i.e. it is a strip one box wide). Adding an ℓ -ribbon (that is, a ribbon with ℓ boxes) to a partition λ corresponds to moving one bead exactly ℓ steps to the right in the corresponding row of beads, possibly jumping over other beads. For example, Figure 2 shows the result of adding a 4-ribbon to Figure 1.

integrable representation V of \mathfrak{g} . For each $b \in B$ and $i \in I$, define:

$$\begin{aligned}\varepsilon_i(b) &= \max\{m : e_i^m(b) \neq 0\} \\ \varphi_i(b) &= \max\{m : f_i^m(b) \neq 0\}\end{aligned}$$

These are always finite because V is integrable.

Definition 2.1. Let Λ_i be the fundamental weight associated to $i \in I$. For each $b \in B$, define three elements in the weight lattice of \mathfrak{g} by:

$$\begin{aligned}\text{(i)} \quad \varphi(b) &:= \sum_{i \in I} \varphi_i(b) \Lambda_i \\ \text{(ii)} \quad \varepsilon(b) &:= \sum_{i \in I} \varepsilon_i(b) \Lambda_i \\ \text{(iii)} \quad \text{wt}(b) &:= \sum_{i \in I} (\varphi_i(b) - \varepsilon_i(b)) \Lambda_i\end{aligned}$$

Comment 2.2. It turns out that $\text{wt}(b)$ will always be equal to the weight of the corresponding canonical basis element $v(b)$ (see for example [4]).

We now define tensor products for crystals. There is more than one possible choice, but we will always use the conventions from [4]. If A and B are two such crystals, the tensor product $A \otimes B$ is the crystal whose underlying set is $\{a \otimes b : a \in A, b \in B\}$, with operators e_i and f_i defined by:

$$(1) \quad e_i(a \otimes b) = \begin{cases} e_i(a) \otimes b, & \text{if } \varphi_i(a) \geq \varepsilon_i(b) \\ a \otimes e_i(b), & \text{otherwise} \end{cases}$$

$$(2) \quad f_i(a \otimes b) = \begin{cases} f_i(a) \otimes b, & \text{if } \varphi_i(a) > \varepsilon_i(b) \\ a \otimes f_i(b), & \text{otherwise.} \end{cases}$$

This can be reworded as follows:

Lemma 2.3. For $b \in B$, let $S_i(b)$ be the string of brackets $)\dots)(\dots(($, where the number of “)” is $\varepsilon_i(b)$ and the number of “(” is $\varphi_i(b)$. Then the actions of e_i and f_i on $A \otimes B$ can be calculated as follows:

$$\begin{aligned}e_i(a \otimes b) &= \begin{cases} a \otimes e_i(b) \neq 0 & \text{if the first uncanceled “)” from the right in } S_i(a)S_i(b) \text{ comes from } S_i(b) \\ e_i(a) \otimes b \neq 0 & \text{if the first uncanceled “)” from the right in } S_i(a)S_i(b) \text{ comes from } S_i(a) \\ 0 & \text{if there is no uncanceled “)” in } S_i(a)S_i(b) \end{cases} \\ f_i(a \otimes b) &= \begin{cases} f_i(a) \otimes b \neq 0 & \text{if the first uncanceled “(” from the left in } S_i(a)S_i(b) \text{ comes from } S_i(a) \\ a \otimes f_i(b) \neq 0 & \text{if the first uncanceled “(” from the left in } S_i(a)S_i(b) \text{ comes from } S_i(b) \\ 0 & \text{if there is no uncanceled “(” in } S_i(a)S_i(b) \end{cases}\end{aligned}$$

Proof. This formula for calculating e_i and f_i follows immediately from Equations (1) and (2). To see that $e_i(a \otimes b) \neq 0$ if there are any uncanceled “)”, notice that in this case you always act on a factor that contributes at least one “)”, and hence has $\varepsilon_i > 0$. By the definition of ε_i , e_i does not send this element to 0. The proof for f_i is similar. \square

The advantage of Lemma 2.3 over equations (1) and (2) is that we can easily understand the actions of e_i and f_i on the tensor product of several crystals:

Corollary 2.4. Let B_1, \dots, B_k be crystals of integrable representations of \mathfrak{g} . Let $b_1 \otimes \dots \otimes b_k \in B_1 \otimes \dots \otimes B_k$. For each $1 \leq j \leq k$, let $S_i(b_j)$ be the string of brackets $)\dots)(\dots(($, where the number of “)” is $\varepsilon_i(b_j)$ and the number of “(” is $\varphi_i(b_j)$. Then:

$$\begin{aligned}
\text{(i)} \quad e_i(b_1 \otimes \cdots \otimes b_k) &= \begin{cases} b_1 \otimes \cdots \otimes e_i(b_j) \cdots \otimes b_k \neq 0 & \text{if the first uncanceled "(" from the right in} \\ & S_i(b_1) \cdots S_i(b_k) \text{ comes from } S_i(b_j) \\ 0 & \text{if there is no uncanceled "(" in } S_i(b_1) \cdots S_i(b_k). \end{cases} \\
\text{(ii)} \quad f_i(b_1 \otimes \cdots \otimes b_k) &= \begin{cases} b_1 \otimes \cdots \otimes f_i(b_j) \cdots \otimes b_k \neq 0 & \text{if the first uncanceled "(" from the left in} \\ & S_i(b_1) \cdots S_i(b_k) \text{ comes from } S_i(b_j) \\ 0 & \text{if there is no uncanceled "(" in } S_i(b_1) \cdots S_i(b_k). \end{cases} \\
\text{(iii)} \quad \varepsilon_i(b_1 \otimes \cdots \otimes b_k) &\text{ is the number of uncanceled "(" in } S_i(b_1) \cdots S_i(b_k). \\
\text{(iv)} \quad \varphi_i(b_1 \otimes \cdots \otimes b_k) &\text{ is the number of uncanceled "(" in } S_i(b_1) \cdots S_i(b_k).
\end{aligned}$$

Proof. Parts (i) and (ii) follow by iterating Lemma 2.3. To see part (iii), notice that, if the first uncanceled "(" is in $S_i(b_j)$, then $\varepsilon_i(b_j) \geq 1$ and e_i acts on b_j . So e_i changes $S_i(b_j)$ by reducing the number of "(" by one, and increasing the number of "(" by one. The only affect on $S_i(b_1) \cdots S_i(b_k)$ is that the first uncanceled "(" is changed to "(" . This reduces the number of uncanceled "(" by one. e_i will send the element to 0 exactly when there are no uncanceled "(" left. Hence part (iii) follows by the definition of ε_i . Part (iv) is similar. \square

3. CRYSTAL STRUCTURES

In this section, we define two level ℓ crystal structures for $\widehat{\mathfrak{sl}}_n$ (at least for $n \geq 3$). In the first, the vertices are partitions. In the second, the vertices are configurations of beads on an abacus. We will see the crystal graph of every irreducible $\widehat{\mathfrak{sl}}_n$ representation appear as an easily identifiable subcrystal of the abacus model. We do not see every irreducible representation using the partition model as we define it, although we can get the others using a simple change of conventions (just shift the coloring in Figure 3). There is a slight subtlety in the case of $\widehat{\mathfrak{sl}}_2$, since the proof of Theorem 3.1 fails. Theorem 3.13 and the results from Section 4 do hold in this case, as we show in Section 5 using the Kyoto path model. However, we cannot prove the full strength of Theorem 3.1 for $n = 2$.

3.1. Crystal structure on partitions. We now define level ℓ crystal operators for $\widehat{\mathfrak{sl}}_n$, acting on the set of partitions (at least when $n \geq 3$). Figure 3 illustrates the definition for $n = 3$ and $\ell = 4$: Color the boxes of a partition with n colors c_0, c_1, \dots, c_{n-1} , where all boxes above position k on the horizontal axis are colored c_s for $s \equiv [k/\ell]$ modulo n . To act by f_i , place a "(" above the horizontal position k if boxes in that position are colored c_i , and you can add an ℓ -ribbon whose rightmost box is above k . Similarly, we put a ")" above each position k where boxes are colored c_i and you can remove an ℓ -ribbon whose rightmost box is above k . f_i acts by adding an ℓ -ribbon whose rightmost box is below the first uncanceled "(" from the left, if possible, and sending that partition to 0 if there is no uncanceled "(" . Similarly, e_i acts by removing an ℓ -ribbon whose rightmost box is below the first uncanceled "(" from the right, if possible, and sending the partition to 0 otherwise.

Theorem 3.1 below will imply that, for $n \geq 3$, these operators do in fact endow the set of partitions with an $\widehat{\mathfrak{sl}}_n$ crystal structure.

3.2. Crystal structure on abacus configurations. Since we can identify partitions with certain configurations of beads on the abacus (abacus configurations), the operators e_i and f_i defined above give operators on the set of abacus configurations coming from partitions. We know from Section 2.1 that adding (removing) an ℓ -ribbon to a partition corresponds to moving one bead forward (backwards) one position in the corresponding ℓ -strand abacus. This allows us to translate the operators e_i and f_i to the abacus model. We actually get a definition of operators e_i and f_i on the set of all abacus configurations, regardless of whether or not they actually come from partitions (see Figure 4):

Color the gaps between the columns of beads with n colors, putting c_0 at the origin, and $c_{[i \bmod n]}$ in the i^{th} gap, counting left to right. We will include the colors in the diagrams by writing in the

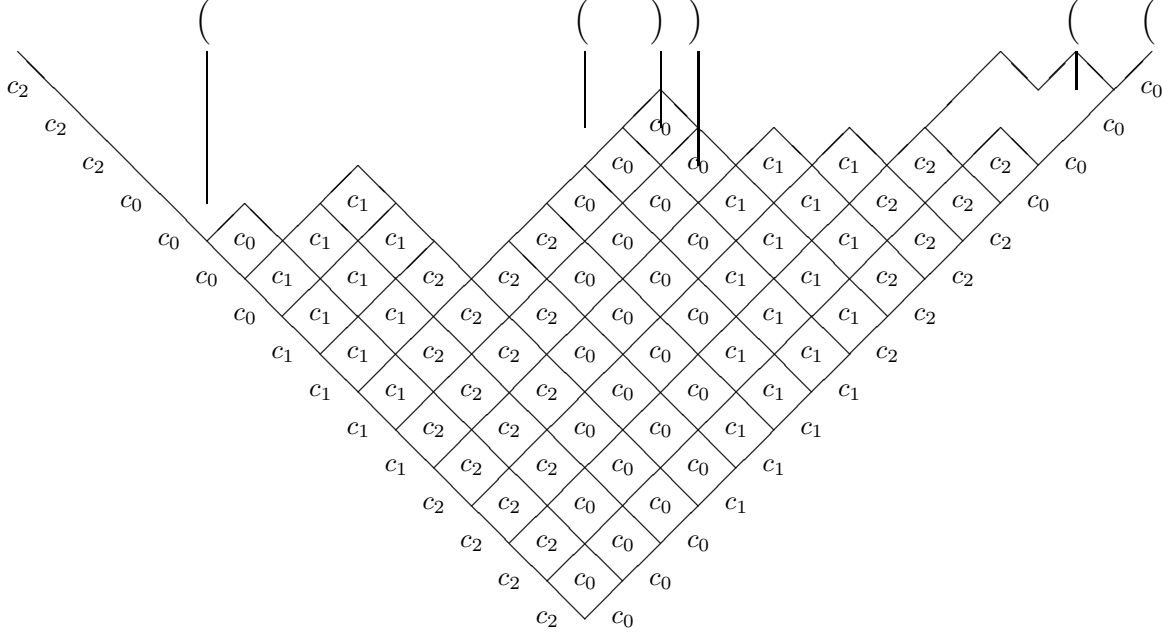
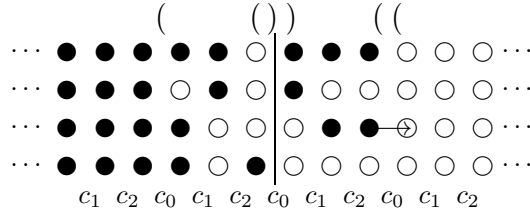
FIGURE 3. The calculation of f_0 acting on the partition shown in Figure 2 for $\ell = 4$.

FIGURE 4. The crystal operation shown in Figure 3 can easily be described on the level 4 abacus. This procedure is clearly well defined for any abacus configuration, regardless of whether or not it corresponds to a partition.

c_i 's below the corresponding gap. The operators e_i and f_i are then calculated as follows: Put a "(" every time a bead could move to the right across color c_i , and a ")" every time a bead could move to the left across c_i . The brackets are put in order going from left to right, then bottom to top. We group all the brackets corresponding to the same gap above that gap. f_i moves the bead corresponding to the first uncanceled "(" from the left one place forward, if possible, and sends that element to 0 otherwise. Similarly, e_i moves the bead corresponding to the first uncanceled ")" from the right one place backwards, if possible, and sends the element to 0 otherwise.

We will now show that the operators e_i and f_i give the set of abacus configurations the structure of an \widehat{sl}_n crystal, when $n \geq 3$. It follows immediately that our level ℓ operators on the set of partitions also gives us a crystal structure, since the map sending a partition to the corresponding abacus configuration preserves the operators e_i and f_i .

Theorem 3.1. *Fix $n \geq 3$ and $\ell \geq 1$. Define a colored directed graph G as follows: The vertices of G are all configurations of beads on an ℓ -strand abacus, which have finitely many empty positions to the left of the origin, and finitely many full positions to the right of the origin. There is a c_i -colored edge from ψ to ϕ if and only if $f_i(\psi) = \phi$. Then each connected component of G is the crystal graph of some integrable highest weight representation of $\widehat{\mathfrak{sl}}_n$.*

Proof. First we show that each connected component of G is the crystal of an $\widehat{\mathfrak{sl}}_n$ representation. By [7], Proposition 2.4.4 (see also [10]), it is sufficient to show that, for each pair $0 \leq i < j < n$, each connected component of the graph obtained by only considering edges of color c_i and c_j is

$$\begin{cases} \text{An } \mathfrak{sl}_3 \text{ crystal if } |i - j| = 1 \pmod{n} \\ \text{An } \mathfrak{sl}_2 \times \mathfrak{sl}_2 \text{ crystal otherwise.} \end{cases}$$

Choose some abacus configuration ψ , and some $0 \leq i < j \leq n - 1$, and consider the connected component containing ψ of the subgraph of G obtained by only considering edges colored c_i and c_j . If $|i - j| = 1 \pmod{n}$, then f_i and f_j clearly commute (as do e_i and e_j). Also, it is clear that if we only consider one color c_i , then G is a disjoint union on finite directed lines. This is sufficient to show that the component containing ψ is an $\mathfrak{sl}_2 \times \mathfrak{sl}_2$ crystal, as required.

Now consider the case when i and j are connected. The abacus model is clearly symmetric under shifting the colors, so, without loss of generality, we may assume $i = 1$ and $j = 2$. Also, we need only consider the abacus for $\widehat{\mathfrak{sl}}_3$, since if there are columns of beads not bordering a c_1 or c_2 gap, they can be ignored without affecting f_1 or f_2 . As shown in Figure 5, each connected component of this crystal is the crystal of an integrable \mathfrak{sl}_3 representation, as required. \square

Comment 3.2. *It is a straightforward exercise to see that the crystals obtained from the ℓ -strand abacus, colored with c_0, \dots, c_{n-1} , are in fact crystals of level ℓ representations of $\widehat{\mathfrak{sl}}_n$. The same holds for our operators on partitions using ℓ -ribbons. So we are justified in calling these level ℓ operators.*

3.3. More on the abacus model, including the highest irreducible part. This section is a little technical. We introduce some definitions, then present some results about the structure of the crystals defined in Section 3.2. Lemma 3.11 is the main result we need for the applications in Section 4. We state and prove this lemma without using the fact that this is an $\widehat{\mathfrak{sl}}_n$ crystal, so it holds even for $\widehat{\mathfrak{sl}}_2$, when the proof of Theorem 3.1 fails. We finish the section by identifying the highest irreducible part, which gives us a realization of the crystal graph for any irreducible integrable representation of $\widehat{\mathfrak{sl}}_n$ of level $\ell > 0$. We suggest that the casual reader look at the statement of Lemma 3.11, and refer to the definitions as needed; the details of the proof can safely be skipped.

Label the rows of the abacus $0, 1, \dots, \ell - 1$, where 0 is at the bottom, 1 is the next row up, and so on. For an abacus configuration ψ , we denote the i^{th} row of ψ by ψ_i , and the position of the j^{th} bead on that row, counting from the right, by ψ_i^j . We will always assume that any row we are considering has only finitely many empty negative positions, and finitely many full positive positions. That is, it can only differ in finitely many places from the row corresponding to the empty partition.

Definition 3.3. *Let ψ be an abacus configuration. The **compactification** of ψ , denoted $\psi_{(0)}$, is the configuration obtained by pushing all the (black) beads to the left, using only finitely many moves, and not changing the row of any bead. For example, Figure 8 is the compactification of the configuration in Figure 9.*

Definition 3.4. *Let r and s be two rows of beads (with finitely many negative positions empty and finitely many positive positions full). We say $r \leq s$ if $r^i \leq s^i$ for all $i > 0$ (where r^i, s^i are the positions of the i^{th} bead from the right of r and s respectively).*

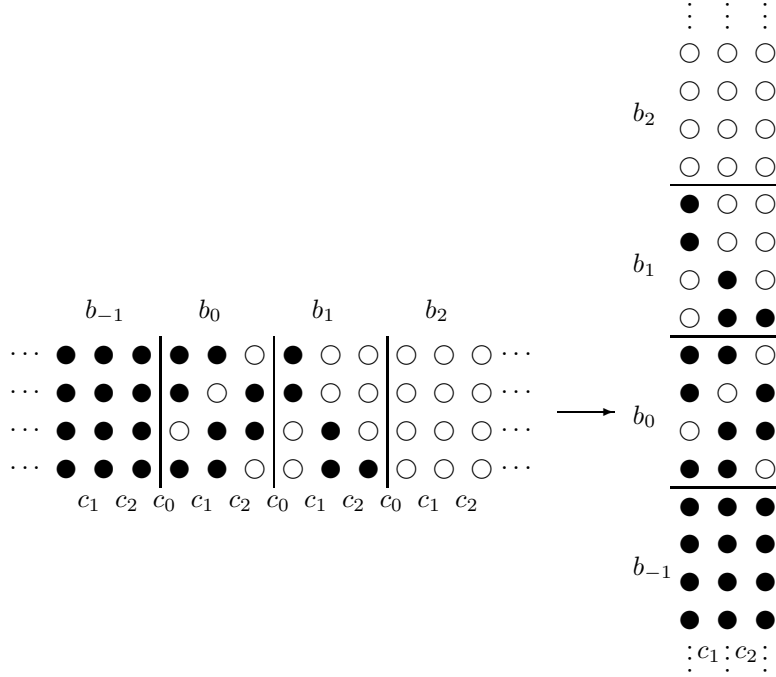


FIGURE 5. Consider an abacus configuration ψ for $\widehat{\mathfrak{sl}}_3$. Cut the abacus along the gaps colored c_0 and stack the pieces into a column as shown (this is the step that fails for $\widehat{\mathfrak{sl}}_2$). Notice that we can calculate $f_1(f_2, e_1, e_2)$ on the column abacus using the same rule as for the row abacus, since we will look at the c_1 (c_2) gaps in the same order. Each row of the column abacus, considered by itself, generates either a trivial crystal, or the crystal of one of the two fundamental representations of \mathfrak{sl}_3 . By Corollary 2.4, the rule for calculating e_i and f_i on the column abacus is exactly the same as the rule for taking the tensor product of all the non-trivial \mathfrak{sl}_3 crystals. So, ψ generates a component of the tensor product of a bunch of crystals of \mathfrak{sl}_3 representations, which is itself the crystal of an \mathfrak{sl}_3 representation.

Definition 3.5. Let ψ be an abacus configuration. Define a row of beads ψ_i for any $i \in \mathbb{Z}$, by letting ψ_i be the i^{th} row of the abacus if $0 \leq i \leq \ell - 1$ (counting up and starting with 0), and extending to the rest of \mathbb{Z} using $\psi_{i+\ell}^j := \psi_i^j - n$. That is, $\psi_{i+\ell}$ is ψ_i , but shifted n steps to the left.

Definition 3.6. We say a configuration of beads ψ is descending if $\psi_0 \geq \psi_1 \geq \dots \geq \psi_{\ell-1} \geq \psi_\ell$. Equivalently, ψ is descending if $\psi_i \geq \psi_{i+1}$ for all $i \in \mathbb{Z}$.

Definition 3.7. The tightening operator T_k is the operator on abacus configuration ψ which shifts the k^{th} bead on each row down one row, if possible. Explicitly:

$$\begin{cases} \begin{cases} T_k(\psi)_i^j = \psi_i^j & \text{if } j \neq k \\ T_k(\psi)_i^k = \psi_{i+1}^k \end{cases} & \text{if } \psi_{i+1}^k > \psi_i^{k+1} \text{ for all } k \\ T_k(\psi) = 0 & \text{otherwise} \end{cases}$$

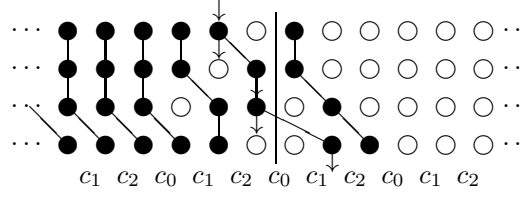


FIGURE 6. A descending abacus that is not tight. We have joined the sets ψ^k by lines. ψ^2 can be shifted as shown. The positions modulo n (here 3) do not change, the configuration is still decreasing, but they are closer to ψ^3 . Hence, this configuration is not tight. The operation shown here is T_2 as in Definition 3.7.

See Figure 6 for an example. Similarly T_k^* shifts the k^{th} bead on each row up one row:

$$\begin{cases} \begin{cases} T_k^*(\psi)_i^j = \psi_i^j & \text{if } j \neq k \\ T_k^*(\psi)_i^k = \psi_{i-1}^k \end{cases} & \text{if } \psi_{i-1}^k < \psi_i^{k-1} \text{ for all } k \\ T_k^*(\psi) = 0 & \text{otherwise} \end{cases}$$

Definition 3.8. We use the notation ψ^k to denote the set consisting of the k^{th} black bead from the right on each row.

Definition 3.9. A descending configuration ψ of beads is called **tight** if, for each k , the beads ψ^k are positioned as far to the left as possible, subject to the set $\{\psi^k \bmod n\}$ being held fixed, and, for each i , $\psi_i^{k+1} \leq \psi_i^k$. See Figure 6. This is equivalent to saying $T_k(\psi) = 0$ for all k , since we only deal with descending configurations, so T_k is the only way to move ψ^k closer to ψ^{k+1} .

Lemma 3.10. The set of descending abacus configurations (along with 0) is closed under the operators e_i and f_i defined in Section 3.2. Furthermore, the restriction of e_i and f_i to the set of descending abacus configurations can be calculated using the following rule:

For each k , let S_i^k be the string of brackets $) \cdots) (\cdots ($ (where the number of “(” is the number of beads in ψ^k in position $i - 1/2 \bmod(n)$, and the number of “)” is the number of beads in ψ^k in position $i + 1/2 \bmod(n)$). Let $S_i = \cdots S_i^3 S_i^2 S_i^1$.

- If the first uncanceled “)” in S_i comes from S_i^k , then e_i moves a bead in ψ^k one step backwards. The bead that moves is always the last bead of ψ^k in position $i - 1/2 \bmod(n)$ that you encounter moving up the columns then left to right. If there is no uncanceled “)” in S_i , then e_i sends that element to zero.

- If the first uncanceled “(” in S_i comes from S_i^k , then f_i moves a bead in ψ^k one step forward. The bead that moves is always the first bead of ψ^k in position $i - 1/2 \bmod(n)$ that you encounter moving up the columns then left to right. If there is no uncanceled “(” in S_i , then f_i sends that element to zero.

Proof. This new rule for calculating e_i and f_i does preserve the set of descending abacus configurations (along with 0), since each set ψ^k of the new configuration will stay decreasing. So, we need only show that the new rule agrees with the definition of e_i and f_i given in Section 3.2, when ψ is descending.

Let R_i be the string of brackets used to calculate e_i and f_i in Section 3.2. The descending condition implies:

- All the brackets coming from beads in ψ^k always come before all the brackets coming from beads in ψ^{k-1} .
- All the “)” coming from ψ^k always come before all the “(” coming from ψ^k .

These facts are both clear if you first do moves as in Figure 7 until the first bead of ψ^k in position $i + 1/2 \bmod(n)$ is on the bottom row of the abacus. As argued in the caption, these moves commute with the actions of e_i and f_i , and preserves the set of descending abacus configurations.

Let R_i^k be the substring of R_i consisting of brackets coming from ψ^k . Then S_i is obtained from R_i by simply adding a string of canceling brackets $(\cdots() \cdots)$ between each R_i^k and R_i^{k-1} , where the number of “(” and “)” is the number of pairs of touching beads, one in ψ^k and one in ψ^{k-1} , that are in positions $1 - 1/2$ and $i + 1/2 \bmod(n)$ respectively. Inserting canceling brackets does not change the first uncanceled “(”. Hence the first uncanceled “(” in S_i will come from a bead in ψ^k if and only if the first uncanceled “(” in R_i comes from a bead in ψ^k . Therefore our new calculation of f_i moves a bead in the right ψ^k . It remains to show that the calculation using R_i always moves the first bead of ψ^k is position $i - 1/2 \bmod(n)$. But this follows immediately from property (ii) above. The proof for e_i is similar. Hence the new rule agrees with our definition of e_i and f_i .

This new rule clearly preserves the set of descending abacus configurations. \square

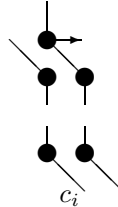
We are now ready to state and prove our main lemma concerning the structure of the operators e_i and f_i acting abacus configurations:

Lemma 3.11. *Fix $n \geq 2$, and $\ell \geq 1$. Consider the set of ℓ -strand abacus configurations, colored with c_0, \dots, c_{n-1} as shown in Figure 4. Let G be the colored directed graph whose vertices are all descending abacus configurations ψ with a given compactification $\psi_{(0)}$, and where we have an edge of color c_i from ψ to ϕ if $f_i(\psi) = \phi$. Then:*

- (i) *The operators e_i and f_i , restricted to the set of descending abacus configurations, commute with T_k and T_k^* .*
- (ii) *The sources of G (i.e. vertices that are not the end of any edge) are exactly those configurations that can be obtained from $\psi_{(0)}$ by a series of moves T_k^* for various k .*
- (iii) *The set of tight descending abacus configurations is a connected component of G .*
- (iv) *If we add an edge to G connecting ψ and ϕ whenever $T_k(\psi) = \phi$ for some k , then G is connected.*

Proof. (i): Calculate f_i as in Lemma 3.10. Then T_k clearly does not change the string of brackets S_i , and hence commute with f_i , as long as $T_k(\psi) \neq 0$ and $T_k \circ f_i(\psi) \neq 0$. The only potential problem is if $f_i \circ T_k(\psi) = 0$ but $T_k \circ f_i(\psi) \neq 0$ (or visa versa).

For this to happen, f_i must move the only bead b of ψ^k that hits ψ^{k+1} when you try to apply T_k . b must be the first bead of ψ^k in position $i - 1/2 \bmod(n)$ (moving up the columns and left to right). By Lemma 3.10, for b to move, there must be at least as many beads of ψ^k in position $i + 1/2 \bmod(n)$ as beads in ψ^{k+1} in position $i - 1/2 \bmod(n)$. The last bead of ψ^k in position $i + 1/2 \bmod(n)$ must be on the the row below b , which must also be the last row of ψ^{k+1} containing a bead in position $i - 1/2 \bmod(n)$. The descending condition then implies that the number of beads of ψ^k in position $i + 1/2 \bmod(n)$ must be equal to the number of beads of ψ^{k+1} in position $i - 1/2 \bmod(n)$. This is illustrated below. But then $T_k \circ f_i(\psi)$ is in fact zero, since even after applying f_i the bottom bead of ψ^k in position $i + 1/2 \bmod(n)$ cannot be shifted down. So the problem cannot in fact occur. The other case is similar.



The cases involving e_i or T_k^* are also similar.

(ii): It is clear from part (i) that applying operators T_k^* to $\psi_{(0)}$ will always give a source (as long as the configuration is not sent to 0). So, let ψ be a source, and we will show that ψ can be tightened to $\psi_{(0)}$. First, for each $k \geq 1$, define:

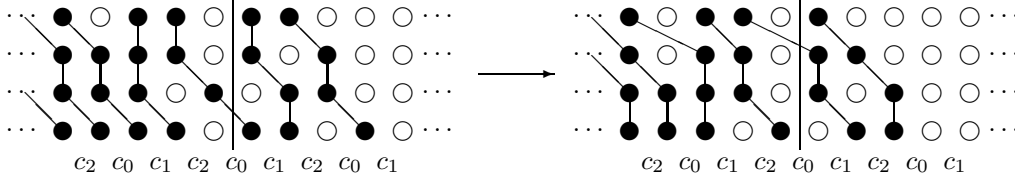


FIGURE 7. One can move that bottom row of the abacus to the top row, but shifted back by n . This will commute with the operations f_i , since when we create the string of brackets we will still look at the c_i gaps in exactly the same order. Also, it is clear from Definition 3.6 that this preserves the set of descending abacus configurations.

$$\bullet \varphi(\psi^k) = \sum_{i=0}^n \Lambda_k, \text{ where } k \equiv \psi_i^k + 1/2 \text{ modulo } n.$$

$$\bullet \varepsilon(\psi^k) = \sum_{i=0}^n \Lambda_k, \text{ where } k \equiv \psi_i^k - 1/2 \text{ modulo } n.$$

We will use the notation $\varphi_i(\psi)$ ($\varepsilon_i(\psi)$) to mean the coefficient of Λ_i in $\varphi(\psi)$ ($\varepsilon(\psi)$). For each $k \geq 1$, define $\psi|_k$ to be the abacus configuration obtained by removing the first $k-1$ beads on each row. We will calculate e_i and f_i as in Lemma 3.10. When we calculate f_i , all the brackets from $\psi|_k$ always come before the brackets from ψ^m , for any $m \geq k$. Hence, if ψ is a source, then so is $\psi|_k$ for all k . We will prove the following statement for each $k \geq 1$:

$$(3) \quad \varphi(\psi|_{k+1}) = \varphi(\psi^{k+1}) = \varepsilon(\psi^k).$$

ψ can differ in only finitely many places from a compact configuration, so $\psi|_k$ is compact for large enough k , and (3) clearly holds for compact configurations. We proceed by induction, assuming (3) holds for k and proving it still holds for $k-1$. Since $\varphi(\psi|_{k+1}) = \varepsilon(\psi^k)$, the rule for calculating f_i implies that $\varphi(\psi|_k) = \varphi(\psi^k)$. Since $\psi|_{k-1}$ is still a source, we must have $\varepsilon_i(\psi^{k-1}) \leq \varphi_i(\psi^k)$ for each i . but $\sum_{i=0}^{n-1} \varepsilon_i(\psi^{k-1}) = \sum_{i=0}^{n-1} \varphi_i(\psi^k) = \ell$. Hence we see that $\varphi(\psi^k) = \varepsilon(\psi^{k-1})$. So, (3) holds for $k-1$.

By Definition 3.9 and the definitions of $\varphi(\psi)$ and $\varepsilon(\psi)$, (3) implies that we can tighten each ψ^k until it is right next to ψ^{k+1} . Therefore, ψ can be tightened to a compact configuration, which must be $\psi_{(0)}$ by the definition of G .

(iii): The graph G is graded by $\mathbb{Z}_{\geq 0}$, where the degree of ψ is the number of times you need to move one bead one step to the left to reach $\psi_{(0)}$. Every connected component to G has at least one vertex ψ_{\min} of minimal degree. ψ_{\min} must be a source, since each f_i is clearly degree 1. Hence each connected component of G contains a source. By part (ii), we can tighten any source to get $\psi_{(0)}$.

(iv): This follows immediately from part (ii), and the observation from the proof of (iii) that every connected component of G contains a source. \square

Definition 3.12. Let $\psi_{(0)}$ be a compact, descending abacus configuration. Define a dominant integral weight of \widehat{sl}_n by

$$\Lambda(\psi_{(0)}) := \sum_{i=0}^{n-1} m_i \Lambda_i,$$

where m_i is the number of $0 \leq j \leq \ell-1$ such that the last black bead of ψ_j is in position $i-1/2$ modulo n . Equivalently,

$$m_i = \max\{m : f_i^m(\psi_{(0)}) \neq 0\}$$

Note that $\Lambda(\psi_{(0)})$ uniquely determines $\psi_{(0)}$, up to a transformation of the form $\psi_i \rightarrow \psi_{i+k}$. That is, up to a series of moves as in Figure 7.

Theorem 3.13. Fix $n \geq 2$ and $\ell \geq 1$, and let $\psi_{(0)}$ be a compact, descending configuration of beads on an ℓ -strand abacus colored with c_0, \dots, c_n as shown in Figure 4. Let B be the colored directed graph whose vertices are all tight, descending abacus configurations with compactification $\psi_{(0)}$, and there is a c_i colored edge from ψ to ϕ if $f_i(\psi) = \phi$. Then B is a realization of the crystal graph for the $\widehat{\mathfrak{sl}}_n$ representation $V_{\Lambda(\psi_{(0)})}$.

Proof. Lemma 3.11 part (iii) shows that B is a connected graph. For $n \geq 3$, Theorem 3.1 shows that this is in fact the crystal graph of an irreducible $\widehat{\mathfrak{sl}}_n$ representation. For $n = 2$, it is also the crystal of an irreducible $\widehat{\mathfrak{sl}}_2$ representation, but we delay the proof until Section 5.

It is clear that $\psi_{(0)}$ is the highest weight element. It's weight is $\sum_{i=0}^{n-1} m_i \Lambda_i$, where $m_i = \max\{m : f_i^m(\psi_{(0)}) \neq 0\}$. This is $\Lambda(\psi_{(0)})$ by Definition 3.12. \square

This implies we can realize any integral highest weight by choosing the appropriate $\psi_{(0)}$ (see Figure 8 for a typical highest weight element $\psi_{(0)}$, and Figure 9 for a typical element of the highest irreducible part). However, we do not get every irreducible representation from the partition model. To see this, recall that the charge of a row of beads r is the integer c such that, when we push all the black beads of r to the left, the last black bead is in position $c - 1/2$. Define the charge of an abacus configuration ψ to be the sum of the charges of the rows. The charge of a compact partition of highest weight Λ is then well defined mod (n) . Only those Λ which correspond to compact configurations of charge zero mod (n) can be realized using the crystal structure on partitions, as we define it. However, one can shift the colors in Figure 3 to realize the other irreducible crystals.

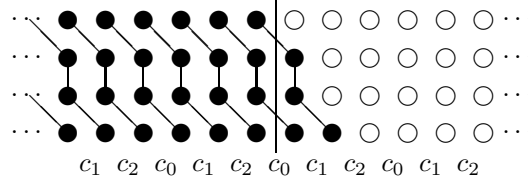


FIGURE 8. The generator for an irreducible $\widehat{\mathfrak{sl}}_3$ crystal of highest weight $\Lambda_0 + 2\Lambda_1 + \Lambda_2$. As explained in Section 5, this corresponds to the ground-state path in the Kyoto path model. Each 4-tuple of beads connected by a line corresponds to an element of B_4 .

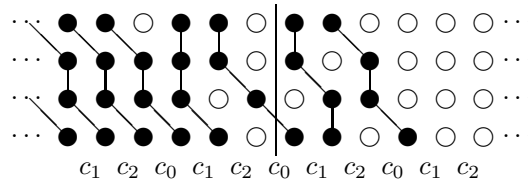


FIGURE 9. This configuration represents an element to the irreducible crystal generated by the element shown in Figure 8.

4. RELATION TO CYLINDRIC PLANE PARTITIONS

We construct a bijection between the set of descending abacus configurations with a given compactification and the set of cylindric plane partitions on a certain cylinder. The condition of being “tight” does not seem very natural in this picture, so we do not naturally see the irreducible crystals. However, it is true that all cylindric plane partitions form a crystal; it is just reducible. In fact, we can say much

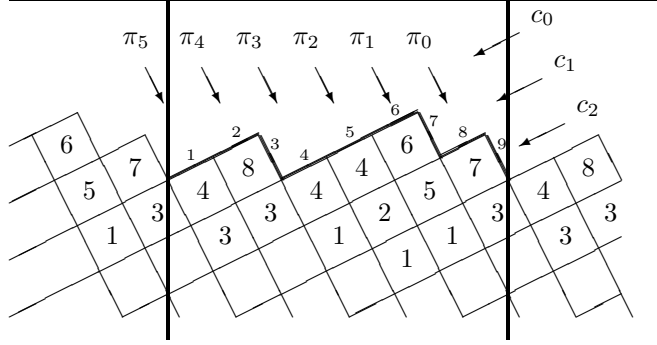


FIGURE 10. A cylindric plane partition with period 9. Here $n = 3$ and $\ell = 6$, because there are 3 lines on the boundary sloping down and 6 sloping up in each period. The diagonals are labeled by π_i and c_j , as in Figure 12. This cylindric plane partition corresponds to a basis element of $V_{2\Lambda_0+3\Lambda_1+\Lambda_2} \otimes F$ (a representation of $\widehat{\mathfrak{sl}}_3 \oplus \mathfrak{gl}_\infty$). We can reflect the picture in a vertical axis, interchanging the π diagonals with the c diagonals. In this way the same cylindric plane partition corresponds to a basis element of $V_{\Lambda_0+\Lambda_1+\Lambda_4} \otimes F$ (a representation of $\widehat{\mathfrak{sl}}_6 \oplus \mathfrak{gl}_\infty$).

more. There is an action of \mathfrak{gl}_∞ on the space spanned by cylindric plane partitions, which commutes with e_i and f_i . This action allows us to calculate the partition function for a system of random cylindric plane partitions. We have not seen our formula in the literature, although, as shown in Section 4.3, it is equivalent to the formula given by Borodin in [2]. We will also see a form of rank-level duality, which comes from reflecting the cylindric plane partition in a vertical axis.

4.1. A bijection between descending abacus configurations and cylindric plane partitions.

In this section we define our bijection (Definition 4.3). Lemma 4.5 and Theorem 4.8 show that this is a bijection, and relate the compactification of an abacus configuration to the boundary of the corresponding cylindric plane partition. Our definition of a cylindric plane partition (4.1) is essentially the same as that used by Borodin in [2]. See Figure 10 for an example.

Definition 4.1. A cylindric plane partition of type (n, ℓ) is an array of non-negative integers (π_{ij}) , defined for all sufficiently large $i, j \in \mathbb{Z}$, and satisfying:

- (i) If π_{ij} is defined, then so is π_{km} whenever $k \geq i$ and $m \geq j$.
- (ii) (π_{ij}) is weakly decreasing in both i and j . Furthermore, for all i , $\lim_{j \rightarrow \infty} \pi_{ij} = 0$, and, for all j , $\lim_{i \rightarrow \infty} \pi_{ij} = 0$.
- (iii) If π_{ij} is defined, then $\pi_{ij} = \pi_{i+\ell, j-n}$.

Notice that condition (iii) implies that π can be represented on a cylinder. The period of this cylinder, and the directions of the grid lines, are defined by n and ℓ . The information of which π_{ij} are defined will be called the boundary of the cylinder.

Definition 4.2. A charged partition of charge $k \in \mathbb{Z}$ is a sequence of non-negative integers $(\lambda_k \geq \lambda_{k+1} \geq \lambda_{k+2} \geq \dots)$ such that $\lambda_j = 0$ for sufficiently large j . That is, it is a partition, but with the parts indexed starting at k .

Definition 4.3. Let ψ be an abacus configuration. For each $i \in \mathbb{Z}$, let c_i be the integer such that the last black bead in the compactification of ψ_i is in position $c - 1/2$. For $j \geq c_i$, define π_{ij} to be the

number of black beads to the right of the $j - c + 1$ st white bead of ψ_i , counting from the left. Then $\pi(\psi) := (\pi_{ij})$. As shown below (Lemma 4.5), $\pi(\psi)$ is a cylindric plane partition.

Comment 4.4. Let $\pi = \pi(\psi)$. It should be clear that each $\pi_i := (\pi_{ic_i}, \pi_{i, c_i+1}, \dots)$ is a charged partition with charge c_i , as defined in Definition 4.2. Also, note that the boundary of $\pi(\psi)$ is determined by the charges of the ℓ rows of ψ , since π_{ij} is well defined exactly when j is at least the charge of ψ_i . In particular, the boundary will only depend on the compactification $\psi_{(0)}$ of ψ .

Lemma 4.5. For any descending abacus configuration ψ , $\pi(\psi)$ is a cylindric plane partition.

Proof. We first show part (ii) of Definition 4.1. As in Section 2.1, translate ψ_i into a diagram by going down and to the right one step for each black bead, and up and to the right one step for each white bead. Place this diagram at a height so that, far to the right, the diagrams of each ψ_i lie along the same axis, as shown in Figure 11. Since the k^{th} black bead of ψ_i is always to the right of the k^{th} black bead of ψ_{i+1} , one can see that the sequence of diagrams is weakly decreasing, in the sense that the diagram of ψ_{i+1} is never above the diagram for ψ_i . As above, π_{ij} is defined to be the number of black beads to the right of the $j - c + 1$ st white bead of ψ_i . In the diagram, this is the distance of the diagram for ψ_i in the y -direction from the interval $[j, j + 1]$ on the x axis (see Figure 11). So π_{ij} is weakly decreasing in i because the sequence of diagrams is decreasing. Also π_{ij} is weakly decreasing in j , since π_i is a charged partition. In fact, part (i) of Definition 4.1 holds by this same argument as well.

Now, by definition 3.5, the row $\psi_{i+\ell}$ is just the row ψ_i , but shifted n steps to the left. By definition 4.2, that means $\pi_{i+\ell}$ will be the same partition as π_i , but with the charge shifted by n . That is, $\pi_{ij} = \pi_{i+\ell, j-n}$, as required in part (iii) of Definition 4.1. \square

Definition 4.6. Let π be a cylindric plane partition satisfying $\pi_{ij} = \pi_{i+\ell, j-n}$. Label the diagonals c_0, c_1, c_2, \dots , as shown in Figure 12. Let

$$\Lambda(\pi) := \sum_{i=0}^{n-1} m_i \Lambda_i,$$

where m_i is the number of $0 \leq j \leq \ell - 1$ such that the first entry of π_j is labeled by c_k with $k \equiv i$ modulo n .

Comment 4.7. $\Lambda(\pi)$ is only determined by an (unlabeled) cylindric plane partition π up to cyclically relabeling the fundamental weights Λ_i . This corresponds to the fact that there is a diagram automorphism of \widehat{sl}_n which cyclically permutes these weights.

Theorem 4.8. The map $S : \psi \rightarrow \pi(\psi)$ is a bijection between the set of descending abacus configurations with compactification $\psi_{(0)}$, and the set of cylindric plane partitions with a given boundary. Furthermore, the boundary is determined by $\Lambda(\pi) = \Lambda(\psi_{(0)})$.

Proof. Lemma 4.5 shows that $\pi(\psi)$ is always a cylindric plane partition, and by Comment 4.4 the boundary of π depends only on the compactification of ψ . Next, notice that, given a cylindric plane partition π with the correct boundary, we can construct a diagram as in Figure 11 and then an abacus, simply by reversing the procedure in Definition 4.3. So the map $\psi \rightarrow \pi(\psi)$ is a bijection, and it only remains to check that $\Lambda(\pi) = \Lambda(\psi_{(0)})$. The charge of $\pi_i(\psi)$ is both the integer k such that the last black bead of ψ_i is in position $k - 1/2$, and the integer k such that the first entry of $\pi_i(\psi)$ is labeled with color c_k . So, the identity follows from Definitions 3.12 and 4.6. \square

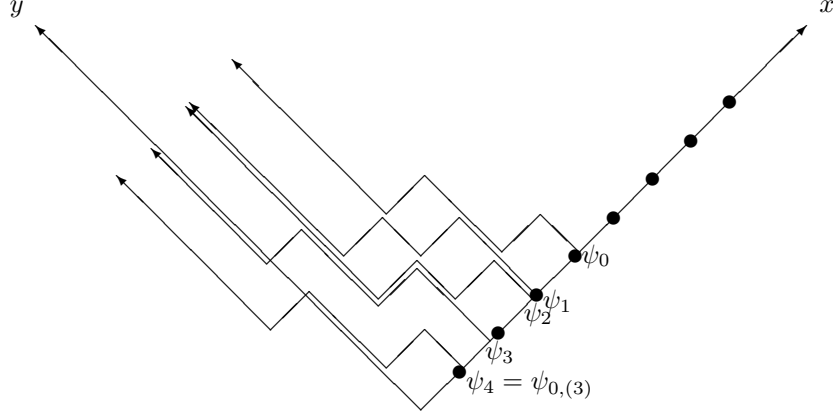


FIGURE 11. This shows the diagram for ψ_i ($0 \leq i \leq 5$), as described in the proof of Lemma 4.5, for the example from Figure 9.

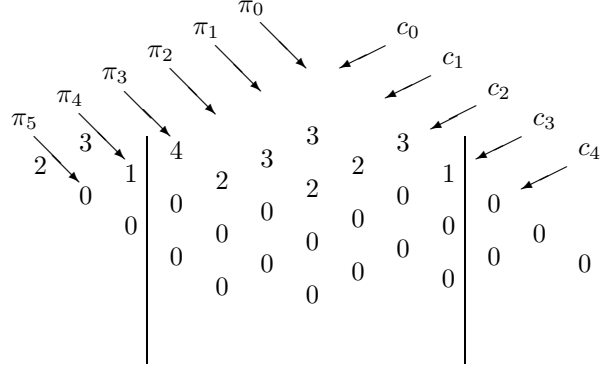


FIGURE 12. $\pi(\psi)$ for the configuration ψ shown in Figures 9 and 11. π_{ij} is the intersection of the diagonals labeled π_i and c_j . Notice that π_4 is just a shift of π_0 . So we can cut on the lines shown, and wrap the diagram around a cylinder, to get a cylindric plane partition. We can also describe Definition 4.6: $\Lambda(\pi) = \Lambda_0 + 2\Lambda_1 + \Lambda_2$, since the coefficient of Λ_j is the number of $0 \leq i \leq n-1$ for which π_i has its first entry at a position c_k with $k \equiv j$ modulo n . Note that the choice of labels c_i can be shifted by $c_i \rightarrow c_{i+k}$. This corresponds to rotating the dynkin diagram of $\widehat{\mathfrak{sl}}_n$.

4.2. Structure on the set of cylindric plane partitions. We already have a crystal structure on abacus configurations (for $n \geq 3$) which, by Lemma 3.10, preserves the set of descending configurations. Hence Theorem 4.8 implies we have a crystal structure on the set of cylindric plane partitions (although we need to translate a cylindric plane partition into an abacus configuration to calculate e_i and f_i). In this section we give a bijection between descending abacus configurations with compactification $\psi_{(0)}$ and $B_\Lambda \times P$, where P is the set of all partitions. It follows that there is also a bijection between cylindric plane partitions with a given boundary and $B_\Lambda \times P$. These bijections are useful because they preserve an appropriate notions of weight.

Definition 4.9. Let ψ be an abacus configuration. Notice that you can always transform ψ to its compactification by a series of moves, each of which moves one black bead exactly one step to the left. One can easily see that the number of such moves needed is well defined. This number is the weight of ψ , denoted $|\psi|$.

Definition 4.10. If π is a cylindric plane partition, the weight is π , denoted $|\pi|$, is the sum of the entries of π over one period.

Definition 4.11. To each descending abacus configuration ψ , assign:

- (i) A tight descending abacus configuration $\gamma(\psi)$.
- (ii) A partition $\lambda(\psi)$.
- (iii) A canonical basis vector $v(\psi) \in V_\Lambda$.

as follows:

(i): Moving from left to right, act by T_k (see definition 3.7) until ψ^k is tight with respect to ψ^{k+1} for every k . The result is $\gamma(\psi)$.

(ii): Start by making an element of F by putting a black bead for each ψ^i , and, between the beads corresponding to ψ^i and ψ^{i+1} , put a white bead for each time we can apply T_i to ψ^i and stay strictly to the right of ψ^{i+1} . We then use the correspondence between rows of beads and partitions to get $\lambda(\psi)$ (shifting to get charge 0 if necessary).

(iii): By Theorem 3.13, we know that the set of tight descending abacus configurations with compactification $\psi_{(0)}$ are the vertices of the crystal graph for V_Λ . These in turn correspond to canonical basis vectors in V_Λ (see, for example, [4] for a discussion of canonical bases).

Comment 4.12. Since we have a bijection between cylindric plane partitions and abacus configurations, we can also associate each of these to a cylindric plane partition π . We denote them by $\gamma(\pi)$, $\lambda(\pi)$ and $v(\pi)$.

Let \mathfrak{gl}_∞ be the Lie algebra of $(\mathbb{Z} + 1/2) \times (\mathbb{Z} + 1/2)$ matrices with finitely many non-zero entries. As in [6], Chapter 14 (among others), the space F spanned by all partitions is an irreducible \mathfrak{gl}_∞ module. The generators $E_{p,p+1}$ and $E_{p+1,p}$ of \mathfrak{gl}_∞ act on a partition as follows: Let $r \in F$, and consider the row of beads corresponding to r .

- $E_{p,p+1}$ moves the bead in position $p+1$ to position p , if position $p+1$ of r is full and position p is empty. Otherwise $E_{p,p+1}(r) = 0$.
- $E_{p+1,p}$ moves the bead in position p to position $p+1$, if position p of r is full and position $p+1$ is empty. Otherwise $E_{p+1,p}(r) = 0$.

We then get a \mathfrak{gl}_∞ action on the space of abacus configurations, where \mathfrak{gl}_∞ acts on $\lambda(\psi)$ without affecting $\gamma(\psi)$. The following theorem will be our key tool in this section:

Theorem 4.13. (i) The \widehat{sl}_n crystal structure on the space of descending abacus configurations with compactification $\psi_{(0)}$ commutes with the \mathfrak{gl}_∞ action. Furthermore, map $\psi \rightarrow \gamma(\psi) \otimes \lambda(\psi)$ is a bijection with $B_\Lambda \otimes P$. Here $\Lambda = \Lambda(\psi)$ (see Definition 3.12), B_Λ is the crystal graph of the \widehat{sl}_n representation V_Λ realized according to Theorem 3.13, and P is the set of all partitions.

(ii) $\{v(\psi) \otimes \lambda(\psi)\}$, where ψ ranges over all descending abacus configurations with a given compactification $\psi_{(0)}$, is a basis $V_\Lambda \otimes F$. Here F is the space spanned by all partitions and $\Lambda = \Lambda(\psi)$ (see Definition 3.12). Furthermore, the weight of ψ is the sum of the principle graded weight of $v(\psi)$ and $n|\lambda(\psi)|$.

(iii) $\{v(\pi) \otimes \lambda(\pi)\}$, where π ranges over the set of all cylindric plane partitions π with given boundary, is a basis for $V_\Lambda \otimes F$. Here F is the space of all partitions and $\Lambda = \Lambda(\pi)$ (see Definition 4.6). Furthermore, the weight of such a configuration is the sum of the principle graded weight of $v(\pi)$ and $n|\lambda(\pi)|$.

Proof. (i): Notice that ψ is uniquely defined by the pair $(\gamma(\psi), \lambda(\psi))$. Lemma 3.11 part (i) implies that e_i and f_i act on $\gamma(\psi)$, ignoring $\lambda(\psi)$. Also, by definition, \mathfrak{gl}_∞ acts only on $\lambda(\psi)$, ignoring $\gamma(\psi)$. Together, this implies that all f_i commute with the \mathfrak{gl}_∞ action. Similarly, the e_i commute with the \mathfrak{gl}_∞ action. Theorem 3.13 says that the $\widehat{\mathfrak{sl}}_n$ crystal generated by $\psi_{(0)}$ is B_Λ . Hence Lemma 3.11 part (ii) implies that the image is $B_\Lambda \otimes P$.

In order to prove (ii) and (iii), recall that the principally graded weight of a canonical basis vector $v \in V_\Lambda$ can be calculated from the crystal graph: set the weight of the highest weight element to be 0, and let f_i have degree 1. This is a well defined grading on B_Λ by standard results (see [4]). The principle grading on V_Λ is obtained by letting $v(b)$ have the same weight as b . In particular, acting on ψ by f_i increases the principally graded weight of $v(\psi)$ by one.

(ii): It follows from part (i) that $\{v(\psi) \otimes \lambda(\psi)\}$ is a basis. It remains to show that the weights are correct. It is clear from the definitions that the operations f_i add one to the weight of an abacus configuration, and T_k^* strand adds n . As above, acting by f_i increases the principally graded weight of $v(\psi)$ by 1, without affecting $\lambda(\psi)$. Acting by T_k^* adds one box to $\lambda(\psi)$ without affecting $v(\psi)$. The result follows.

(iii): This follows from (ii), once one notices that moving one bead forward on the abacus (in such a way that it remains decreasing) always corresponds to adding 1 to one entry of the corresponding cylindric plane partition. \square

4.3. Relation to the study of random cylindric plane partitions. In [2], Borodin studies the expected behavior of large random cylindric plane partitions. He uses the distribution where the probability of a cylindric plane partition π is proportional to $q^{|\pi|}$. In particular, he calculates the partition function for this system. We are now ready to present a new method to calculate this partition function. We will begin this section by explaining our method, and stating our formula. Then we will give Borodin's formula, which is quite different from ours. Next we directly show that the two formulas agree. This is not logically necessary, since the two formulas have been proven separately, but we feel it is worth including for two reasons. First, it provides a comforting verification that the results in this paper are consistent with the literature. Second, we believe that one of the most interesting consequences of our work is that it provides a new link between the study of cylindric plane partitions and the representation theory of $\widehat{\mathfrak{sl}}_n$. As such, results from one area should translate to the other. We believe that directly linking the two formulas for the partition function is an important step in that direction.

The key to our method of calculating the partition function is that we can now identify the set of cylindric plane partitions on a given cylinder with a basis for $V_\Lambda \otimes F$. Recall that the principle grading of a highest weight \mathfrak{g} -module V is the $\mathbb{Z}_{\geq 0}$ grading induced by putting the highest weight vector in degree 0, and letting all F_i have degree 1 (and E_i degree -1). Let V_k denote the degree k part of V in this grading. The q -character of V is the formal sum:

$$(4) \quad \dim_q(V) = \sum_{k \geq 0} \dim(V_k) q^k.$$

Also, recall that F is the space spanned by all partitions, and define the q^n character of F by:

$$(5) \quad \dim_{q^n}(F) := \sum_{\text{partitions } \lambda} q^{n|\lambda|}.$$

Theorem 4.14. *The partition function for cylindric plane partitions on a cylinder whose boundary is determined by $\Lambda(\pi) = \Lambda$ (see Definition 4.6) is given by:*

$$(6) \quad Z := \sum_{\substack{\text{cylindric partitions } \pi \\ \text{on a given cylinder}}} q^{|\pi|} = \dim_q(V_\Lambda) \dim_{q^n}(F)$$

Proof. This follows immediately from Theorem 4.13 part (iii). \square

A formula for $\dim_q(V_\Lambda)$ can be found in [6], proposition 10.10. The q^n -character of F is just the partition function for partitions, with $\text{prob}(\lambda) \cong q^{n|\lambda|}$, and is well known. Substituting these results into Equation 6 we obtain an equivalent formula for Z :

$$(7) \quad Z = \prod_{\alpha \in \Delta_+^\vee} \left(\frac{1 - q^{\langle \Lambda + \rho, \alpha \rangle}}{1 - q^{\langle \rho, \alpha \rangle}} \right)^{\text{mult}(\alpha)} \prod_{k=1}^{\infty} \frac{1}{1 - q^{kn}}$$

In order to state Borodin's result we need some more notation. Label the steps of the boundary of a cylindric plane partition with residue residues i modulo $n + \ell$, as in Figure 10. Then define:

- $N = n + \ell$. This the period of the boundary of the cylindric plane partition.
- For any $k \in \mathbb{Z}$, $k(N)$ is the smallest non-negative integer congruent to k modulo N .
- $\overline{1, N}$ is the set of integers modulo N .
- $A[i] = \begin{cases} 1 & \text{if the boundary is sloping up and to the right on diagonal } i \\ 0 & \text{otherwise} \end{cases}$
- $B[i] = \begin{cases} 1 & \text{if the boundary is sloping down and to the right on diagonal } i \\ 0 & \text{otherwise} \end{cases}$

Note: We have reversed the definitions of $A[i]$ and $B[i]$ from those used by Borodin. This corresponds to reflecting the cylindric plane partition about a vertical axis, so by symmetry does not change the partition function.

Theorem 4.15. (Borodin 2006) *The partition function for cylindric plane partitions is given by:*

$$(8) \quad Z := \sum_{\substack{\text{cylindric partitions } \pi \\ \text{on a given cylinder}}} q^{|\pi|} = \prod_{k \geq 1} \frac{1}{1 - q^{kN}} \prod_{\substack{i \in \overline{1, N} : A[i] = 1 \\ j \in \overline{1, N} : B[j] = 1}} \frac{1}{1 - q^{(i-j)(N) + (k-1)N}}.$$

We will now directly show that Equations (7) and (8) are equivalent. We already have a proof of Theorem 4.14, so some readers may wish to skip to the Section 4.4.

We need the following fact about affine Lie algebras, which can be found in [6], Chapter 14.2. Let \mathfrak{g} be a finite dimensional simple complex Lie algebra. Let $\widehat{\mathfrak{g}}$ be the associated untwisted affine algebra, and $\widehat{\mathfrak{g}}'$ the corresponding derived algebra. The principle grading on $\widehat{\mathfrak{g}}'$ is the grading determined by setting $\deg(H_i) = 0$, $\deg(E_i) = 1$ and $\deg(F_i) = -1$, for each i . Let $r = \text{rank}(\mathfrak{g})$.

Lemma 4.16. ([6], Chapter 14.2) *The dimension of the k^{th} principally graded component of $\widehat{\mathfrak{g}}'$ is $r + s(k)$, where $s(k)$ is the number of exponents of \mathfrak{g} congruent to k modulo the dual Coxeter number.*

In the case of \widehat{sl}_n , this reduces to:

Corollary 4.17. *The dimension of the k^{th} principally graded component of \widehat{sl}_n' is n , unless $k \equiv 0 \pmod n$, in which case the dimension is $n - 1$.*

We start with Equation (7) and manipulate it to reach Equation (8). First, notice that $q^{(\rho, \alpha)}$ is just q to the principally graded weight of α . Using this, and identifying Δ_+^\vee with Δ_+ (since $\widehat{\mathfrak{sl}}_n$ is self dual), Corollary 4.17 allows us to simplify Equation (7) as follows:

$$(9) \quad Z = \prod_{\alpha \in \Delta_+^\vee} (1 - q^{\langle \Lambda + \rho, \alpha \rangle})^{mult(\alpha)} \prod_{k=1}^{\infty} \left(\frac{1}{1 - q^k} \right)^{\dim \text{ of the } k^{th} \text{ principally graded component of } \widehat{\mathfrak{sl}}'_n} \prod_{k=1}^{\infty} \frac{1}{1 - q^{kn}}$$

$$(10) \quad = \prod_{\alpha \in \Delta_+^\vee} (1 - q^{\langle \Lambda + \rho, \alpha \rangle})^{mult(\alpha)} \prod_{k=1}^{\infty} \left(\frac{1}{1 - q^k} \right)^n.$$

We will deal with the second factor first. One can readily see that there are exactly n residues $j \in \overline{1, N}$ such that $B[j] = 1$ (see Figure 10). Hence:

$$(11) \quad \prod_{k=1}^{\infty} \left(\frac{1}{1 - q^k} \right)^n = \prod_{\substack{j \in \{1, \dots, N\}, B[j] = 1 \\ i > j}} \frac{1}{1 - q^{i-j}} \\ = \prod_{k=1}^{\infty} \prod_{i, j \in \overline{1, N}: B[j] = 1} \frac{1}{1 - q^{(i-j)(N) + (k-1)N}}$$

Now we consider the first factor of Equation (10). Write:

$$(12) \quad \Lambda(\pi) = \sum_{i=0}^{n-1} m_i \Lambda_i.$$

Notice that m_i is the length of the i^{th} downward sloping piece of the boundary of the cylindric plane partition, counting from the left over one period in Figure 10, and starting with 0 (see Definition 4.6). One could choose a different period, which would change which part is labeled Λ_0 , but this will not change the q -character of V_Λ . For each $i \in I$, set $s_i := 1 + m_i$. Let $\mathbf{g}_k(s)$ be the k^{th} degree piece of $\widehat{\mathfrak{sl}}'_n$ with the grading induced by letting E_i have degree s_i , and F_i have degree $-s_i$. This will be called the s -grading of $\widehat{\mathfrak{sl}}'_n$. Then $q^{\langle \Lambda + \rho, \alpha \rangle}$ is just q to the s -graded degree of α . Again identifying Δ_+^\vee with Δ_+ , we see that:

$$(13) \quad \prod_{\alpha \in \Delta_+^\vee} (1 - q^{\langle \Lambda + \rho, \alpha \rangle})^{mult(\alpha)} = \prod_{k=1}^{\infty} (1 - q^{\dim(\mathbf{g}_k(s))}).$$

$\dim(\mathbf{g}_k(s))$ is the number of positive roots of $\widehat{\mathfrak{sl}}_n$ of degree k is the s grading, counted with multiplicity. These are of two forms, which we must consider separately:

- (i) Real roots of the form $\beta + n\delta$. Here β is a roots of \mathfrak{sl}_n , $n \geq 0$, and $n > 0$ if β is negative. These each have multiplicity 1, and s graded weight $\langle \Lambda + \rho, \beta \rangle + nN$ (since $\langle \Lambda + \rho, \delta \rangle = N$).
- (ii) Imaginary roots of the form $k\delta$. These each have multiplicity $n - 1$, and s -graded weight kN .

The imaginary roots contribute a factor of

$$(14) \quad \prod_{k=1}^{\infty} (1 - q^{kN})^{n-1}$$

to Equation (13).

Next we find the contribution from the real roots. The positive roots of \mathfrak{sl}_n are $\alpha_a + \alpha_{a+1} + \dots + \alpha_b$ for all $1 \leq a < b \leq n-1$, and the negative roots are their negatives. A straightforward calculation shows that

$$\langle \rho + \Lambda, \sum_{i=a}^b \alpha_i \rangle = \left(b + \sum_{k=0}^{b-1} m_k \right) - \left(a + \sum_{k=0}^{a-1} m_k \right).$$

One can see from Figure 10 that $B[a + m_0 + m_1 + \dots + m_{a-1}] = 1$ for all a . By a similar argument, if β is a negative root of \mathfrak{sl}_n , then $\langle \rho + \Lambda, \beta + \delta \rangle$ will be the difference of two integers that have $B[\cdot] = 1$. It should be clear from Figure 10 that each pair $i, j \in \overline{1, N}$ with $B[i] = B[j] = 1$ corresponds to a root β of \mathfrak{sl}_n in one of these two ways. Therefore the real roots contribute a factor of

$$(15) \quad \prod_{k=1}^{\infty} \prod_{\substack{i \in \overline{1, N} : B[i] = 1 \\ j \in \overline{1, N} : B[j] = 1 \\ i \neq j}} (1 - q^{(i-j)(N)+(k-1)N})$$

to Equation (13). Using Equations (14) and (15), Equation (13) is equivalent to:

$$(16) \quad \prod_{\alpha \in \Delta_+^\vee} \left(1 - q^{\langle \Lambda + \rho, \alpha \rangle} \right)^{\text{mult}(\alpha)} = \prod_{k=1}^{\infty} (1 - q^{kN})^{n-1} \prod_{\substack{i \in \overline{1, N} : B[i] = 1 \\ j \in \overline{1, N} : B[j] = 1 \\ i \neq j}} (1 - q^{(i-j)(N)+(k-1)N}).$$

Next, Substitute Equations (11) and (16) into Equation (9) to get:

$$(17) \quad Z = \prod_{k=1}^{\infty} (1 - q^{kN})^{n-1} \prod_{\substack{i, j \in \overline{1, N} \\ B[j] = 1}} \frac{1}{1 - q^{(i-j)(N)+(k-1)N}} \prod_{\substack{i \in \overline{1, N} : B[i] = 1 \\ j \in \overline{1, N} : B[j] = 1 \\ i \neq j}} (1 - q^{(i-j)(N)+(k-1)N})$$

$$(18) \quad = \prod_{k=1}^{\infty} \frac{1}{1 - q^{kN}} \prod_{\substack{i, j \in \overline{1, N} \\ B[j] = 1}} \frac{1}{1 - q^{(i-j)(N)+(k-1)N}} \prod_{\substack{i \in \overline{1, N} : B[i] = 1 \\ j \in \overline{1, N} : B[j] = 1}} (1 - q^{(i-j)(N)+(k-1)N}).$$

Equation (18) follows because there are exactly n residues $i \in \overline{1, N}$ that have $B[i] = 1$. This then simplifies to Equation (8), using the fact that $A[i] = 1$ if and only if $B[i] \neq 1$. Hence we have directly shown that our equation for the partition function agrees with Borodin's.

4.4. A rank-level duality result. We now know that the set of cylindric plane partitions with a given boundary parameterize a level ℓ crystal for $\widehat{\mathfrak{sl}}_n$. We can reflect Figure 10 about a vertical axis to see that they just as easily parametrize a level n crystal for $\widehat{\mathfrak{sl}}_\ell$. Equation (6) then gives two “duel” ways to calculate the partition function Z . Hence we get an identity involving the q -characters of the two corresponding representations. We now state this precisely.

For a residue i modulo n , let $\Lambda_i^{(n)}$ denote the i^{th} fundamental weight of $\widehat{\mathfrak{sl}}_n$. For any level ℓ dominant integral weight $\Lambda = \sum_{i=0}^{n-1} c_i \Lambda_i^{(n)}$ of $\widehat{\mathfrak{sl}}_n$, define a corresponding level n dominant integral weight of $\widehat{\mathfrak{sl}}_\ell$ by:

$$(19) \quad \Lambda' := \sum_{i=0}^{n-1} \Lambda_{c_i+c_{i+1}+\dots+c_{n-1}}^{(\ell)}.$$

This should be understood using Figure 10: If Λ is defined as in the caption, then Λ' is defined in the same way, but after first reflecting in the vertical axis, interchanging diagonal π_k and diagonal c_k .

Theorem 4.18. *Let Λ be a level ℓ dominant integral weight of $\widehat{\mathfrak{sl}}_n$, with $n, \ell \geq 2$. Let Λ' be the corresponding dominant integral weight of $\widehat{\mathfrak{sl}}_\ell$ defined by Equation (19). Then:*

$$(20) \quad \dim_q(V_\Lambda) \prod_{k=0}^{\infty} \frac{1}{1-q^{nk}} = \dim_q(V_{\Lambda'}) \prod_{k=0}^{\infty} \frac{1}{1-q^{\ell k}}.$$

Proof. Consider the system S consisting of all cylindric plane partitions with boundary $\Lambda(\pi) = \Lambda$, where the probability of π is proportional to $q^{|\pi|}$. By Theorem 7, the partition function is given by:

$$(21) \quad Z := \sum_{\pi \in S} q^{|\pi|} = \dim_q V_\Lambda \dim_{q^n}(F).$$

Next consider the system S' consisting of all cylindric plane partitions with boundary $\Lambda(\pi) = \Lambda'$, where the probability of π is proportional to $q^{|\pi|}$. By Theorem 7, the partition function is given by:

$$(22) \quad Z' := \sum_{\pi \in S'} q^{|\pi|} = \dim_q V_{\Lambda'} \dim_{q^\ell}(F).$$

As discussed in the caption of Figure 10, we can reflect an element of S about a vertical axis to get an element of S' . This is a weight preserving bijection between S and S' , so the two partition functions Z and Z' must be equal. The result then follows from Equations (21) and (22), substituting $\sum_{r \geq 1} \frac{1}{1-s^r}$ for $\dim_s(F)$ on both sides. \square

For completeness, we also include the corresponding result when $\ell = 1$:

Theorem 4.19. *Let Λ be a level 1 dominant integral weight of $\widehat{\mathfrak{sl}}_n$, with $n \geq 2$. Then:*

$$(23) \quad \dim_q(V_\Lambda) \prod_{k=0}^{\infty} \frac{1}{1-q^{nk}} = \prod_{k=0}^{\infty} \frac{1}{1-q^k}.$$

Proof. By Theorem 7, the left side is the sum over all 1-strand abacus configurations ψ with a given compactification $\psi_{(0)}$ of $q^{|\psi|}$. Such a configuration is just one row of beads, and we can shift each row so that $\psi_{(0)}$ has its last black bead at position $-1/2$ without changing $|\psi|$. As in Section 2.1, there is a bijection between partitions and rows of beads whose compactification is this $\psi_{(0)}$, and one can easily see that this preserves the weights. Hence the left side of Equation (23) is equal to $\sum_{\text{partitions } \lambda} q^{|\lambda|}$, which is well known to be given by the right side. \square

5. RELATION TO THE KYOTO PATH MODEL

We now present an explicit bijection between the set of tight descending abacus configurations with a given compactification $\psi_{(0)}$, and the Kyoto path model for an integrable, irreducible level ℓ representation of $\widehat{\mathfrak{sl}}_n$, and show that the images of our operators e_i and f_i are the crystal operators e_i and f_i . This proof does not assume that the abacus model is an $\widehat{\mathfrak{sl}}_n$ crystal. Since the Kyoto path model is an $\widehat{\mathfrak{sl}}_n$ crystal, we get a new proof of Theorem 3.13, which works for $\widehat{\mathfrak{sl}}_2$ (where our previous proof failed). Since Lemma 3.11 parts (i) and (iv) also hold in the case of $\widehat{\mathfrak{sl}}_2$, the set of all descending abacus configurations is still an $\widehat{\mathfrak{sl}}_2$ crystal. Hence the results in Section 4 still hold in the case $n = 2$.

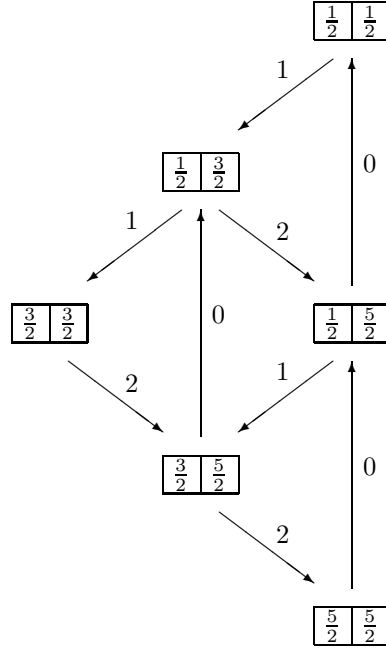


FIGURE 13. A perfect crystal of level 2 for $\widehat{\mathfrak{sl}}_3$. The edges show the actions of f_0, f_1, f_2 . The e_i just follow the arrows backwards. If there is no i arrow coming out of a vertex, f_i sends that element to 0.

We refer the reader to [4], Chapter 10, for the details of the Kyoto path model. We will only use the path models corresponding to one family B_ℓ of perfect crystals for $\widehat{\mathfrak{sl}}_n$, one of each level $\ell > 0$. These can be found in ([8] Theorem 1.2.2), where they are called $B^{1,\ell}$. Here B_ℓ consists of semi standard fillings of the partition (ℓ) with $1/2, 3/2, \dots, (2n-1)/2$. Below is an example for $n = 3$ and $\ell = 4$:

$$\begin{array}{|c|c|c|c|} \hline \frac{1}{2} & \frac{3}{2} & \frac{5}{2} & \frac{5}{2} \\ \hline \end{array}$$

The operator f_i changes the rightmost $i - 1/2$ to $i + 1/2$, if possible, and sends the element to 0 if there is no $i - 1/2$. f_0 changes one $n - 1/2$ to $1/2$, if possible, then shuffles that element to the front. If there is no $n - 1/2$ then f_0 sends that element to 0. The e_i invert the f_i if possible, and send the element to 0 otherwise. This should be clear from Figure 13. Notice that we are using half integers instead of integers. The usual conventions are obtained by adding $1/2$ to everything.

Given a level ℓ perfect crystal B_ℓ for an affine algebra \mathfrak{g} , and a level ℓ integral weight λ of \mathfrak{g} , Kashiwara et. al. define a *ground state path* of weight λ to be a sequence

$$\mathbf{p}_\lambda = \cdots \otimes b_3 \otimes b_2 \otimes b_1 \in \cdots \otimes B_\ell \otimes B_\ell \otimes B_\ell$$

such that:

- (i) $\varphi(b_1) = \lambda$
- (ii) For each $k \geq 1$, $\varepsilon(b_k) = \varphi(b_{k+1})$.

They show that, once B_ℓ is fixed, there is a unique group state path of weight λ for any level ℓ dominant integral weight λ .

The irreducible crystal $P(\lambda)$ of highest weight λ is the set of all all paths in $\cdots \otimes B_\ell \otimes B_\ell \otimes B_\ell$ which differ from the ground state path in only finitely many places. The crystal operators e_i and f_i

are obtained from B_ℓ using the tensor product rule. We use the notation $P_{n,\ell}(\Lambda)$ to denote the Kyoto path model for the $\widehat{\mathfrak{sl}}_n$ crystal B_Λ using the perfect crystal B_ℓ defined above (where ℓ is the level of Λ).

Given an abacus configuration ψ , we define a sequence $\overline{\psi}^k$ of elements in B_ℓ (where ℓ is the number of rows of the abacus) by letting $\overline{\psi}^k$ be the unique semi-standard filling of (ℓ) with $\psi_0^k(n), \dots, \psi_{\ell-1}^k(n)$. Recall that ψ_j^k is the position of the k^{th} black bead from the right on row j of ψ , and, as in Section 4.3, $\psi_j^k(n)$ is the unique number $0 \leq \psi_j^k(n) < n$ that is congruent to ψ_j^k modulo n .

Theorem 5.1. *Consider an ℓ row abacus colored with c_0, \dots, c_{n-1} as in figure 4. Let B be the set of tight, descending abacus configurations with compactification $\psi_{(0)}$. The map $J : B \rightarrow P_{n,\ell}(\Lambda(\psi_{(0)}))$ given by $\psi \rightarrow \dots \otimes \overline{\psi}^3 \otimes \overline{\psi}^3 \otimes \overline{\psi}^3$ is a bijection. Furthermore, the images of our operators e_i and f_i are the crystal operators on $P_{n,\ell}(\Lambda(\psi_{(0)}))$.*

Comment 5.2. *This theorem really says J is a crystal isomorphism. It gives a new proof of Theorem 3.13, which works even in the case $n = 2$.*

Proof. First note that the image of $\psi_{(0)}$ will satisfy the conditions to be a ground state path of weight $\Lambda(\psi_{(0)})$. For any $\psi \in B$, $\psi_j^k = \psi_{(0)}_j^k$ for all but finitely many $0 \leq j \leq \ell - 1$ and $k \geq 1$. Hence $J(\psi)$ will always lie in $P_{n,\ell}(\Lambda(\psi_{(0)}))$.

Use the string of brackets S_i from Lemma 3.10 to calculate f_i acting on B , and use the string of brackets S'_i from Corollary 2.4 to calculate f_i acting on $P_{n,\ell}(\Lambda(\psi))$. One can easily see that $S'_i(J(\psi)) = S_i(\psi)$. It follows from the two rules that the image of our operator f_i is the crystal operator f_i on $P_{n,\ell}(\Lambda(\psi_{(0)}))$. The proof for e_i is similar.

The operators e_i and f_i act transitively on B Lemma 3.11 part (iii), and the crystal operators e_i and f_i act transitively on $P_{n,\ell}(\Lambda(\psi_{(0)}))$ since it is an irreducible crystal. J preserves these operators, so it must be a bijection. \square

REFERENCES

- [1] Susumu Ariki. *Representations of Quantum Algebras and Combinatorics of Young Tableaux*. University Lecture Series, vol 26. AMS, 2002.
- [2] Alexei Borodin. Periodic schur process and cylindric partitions, 2006.
- [3] T. Hayashi. q-analogs of clifford and weyl algebras - spinor and oscillator representations of quantum enveloping algebras. *Communications in mathematical physics*, 127:129–144, 1990.
- [4] Jin Hong and Seok-Jin Kang. *Introduction to Quantum Groups and Crystal Bases*. Graduate Studies in Mathematics, vol 42. AMS, 2000.
- [5] Gordon James and Adalbert Kerber. *The representation theory of the symmetric group*, volume 16 of *Encyclopedia of Mathematics and its Applications*. Addison-Wesley Publishing Co., Reading, Mass., 1981. With a foreword by P. M. Cohn, With an introduction by Gilbert de B. Robinson.
- [6] Victor G. Kac. *Infinite dimensional lie algebras*. Cambridge University Press, 1990.
- [7] Seok-Jin Kang, Masaki Kashiwara, Kailash C. Misra, Tetsuji Miwa, Toshiki Nakashima, and Atsushi Nakayashiki. Affine crystals and vertex models. In *Infinite analysis, Part A, B (Kyoto, 1991)*, volume 16 of *Adv. Ser. Math. Phys.*, pages 449–484. World Sci. Publ., River Edge, NJ, 1992.
- [8] Seok-Jin Kang, Masaki Kashiwara, Kailash C. Misra, Tetsuji Miwa, Toshiki Nakashima, and Atsushi Nakayashiki. Perfect crystals and quantum affine lie algebras. *Duke Mathematics Journal*, 68, No. 3:499–607, 1992.
- [9] K. C. Misra and T. Miwa. Crystal base for the basic representation of $u_q(\widehat{\mathfrak{sl}}_n)$. *Communications in mathematical physics*, 134:79–88, 1990.
- [10] John R. Stembridge. A local characterization of simply-laced crystals. *Transactions of the American Mathematics Society*, 355(12):4807–4823, 2003.

E-mail address: pwtingle@math.berkeley.edu

UC BERKELEY, DEPARTMENT OF MATHEMATICS, BERKELEY, CA