

# On the Heegaard splittings of amalgamated 3–manifolds

TAO LI

We give a combinatorial proof of a theorem first proved by Souto which says the following. Let  $M_1$  and  $M_2$  be simple 3–manifolds with connected boundary of genus  $g > 0$ . If  $M_1$  and  $M_2$  are glued via a complicated map, then every minimal Heegaard splitting of the resulting closed 3–manifold is an amalgamation. This proof also provides an algorithm to find a bound on the complexity of the gluing map.

[57N10](#); [57M50](#)

## 1 Introduction

The study of Heegaard splitting has been dramatically changed since Casson and Gordon introduced the notion of strongly irreducible Heegaard splitting [4]. Casson and Gordon proved in [4] that if a Heegaard splitting is irreducible but weakly reducible, then one can perform some compressions on both sides of the Heegaard surface and obtain an incompressible surface.

Conversely, let  $F$  be a connected separating incompressible surface in a closed 3–manifold  $M'$  and  $M_1$  and  $M_2$  the two manifolds obtained by cutting open  $M'$  along  $F$ . Then one can construct a weakly reducible Heegaard splitting by amalgamating two splittings of  $M_1$  and  $M_2$  along  $F$ , see Scharlemann [13] for more detailed discussion.

In [10] Lackenby showed that if  $M_1$  and  $M_2$  are simple and the gluing map is a high power of a pseudo-Anosov homeomorphism of  $F$  ( $F$  is connected), then the minimal genus Heegaard splitting of  $M'$  is obtained from splittings of  $M_1$  and  $M_2$  by amalgamation. This implies that the genus of  $M'$  is  $g(M_1) + g(M_2) - g(F)$ .

As pointed out in [10], it is generally believed that the same is true if the gluing map is of high distance in the curve complex, see [Theorem 1.1](#). Note that a high power of a pseudo-Anosov map has high distance in the curve complex. Souto [18] proved this first using the same principles as in [10] by analyzing the geometry near the incompressible surface. In this paper, we give a combinatorial proof of this result and this proof also provides an algorithm to find the bound on the distance for the gluing map.

**Theorem 1.1** *Let  $M_1$  and  $M_2$  be orientable simple 3-manifolds with connected boundary and suppose  $\partial M_1 \cong \partial M_2 \cong F$ . Then there is a finite set of curves  $\mathcal{C}_i \subset \partial M_i$  and a number  $N$  such that, if a homeomorphism  $\phi: \partial M_1 \rightarrow \partial M_2$  satisfies  $d_{\mathcal{C}(F)}(\phi(\mathcal{C}_1), \mathcal{C}_2) > N$ , where  $d_{\mathcal{C}(F)}$  is the distance in the curve complex  $\mathcal{C}(F)$  of  $F$ , then*

- (1) *every minimal genus Heegaard splitting of  $M_1 \cup_\phi M_2$  is an amalgamation,*
- (2) *the Heegaard genus satisfies  $g(M_1 \cup_\phi M_2) = g(M_1) + g(M_2) - g(F)$ .*

*Moreover, there is an algorithm to find  $\mathcal{C}_i$  and  $N$ .*

In this paper, we will study 0-efficient triangulations for 3-manifolds with connected boundary. A 0-efficient triangulation for a 3-manifold with connected boundary is a triangulation with only one vertex (on the boundary), the only normal disk is vertex linking, and there is no normal  $S^2$ . By an in-depth analysis of normal annuli in such triangulations, we prove the following theorem which can be viewed as a generalization of Hatcher's theorem [6] and a theorem of Jaco and Sedgwick [9] to manifolds with higher genus boundary.

**Theorem 1.2** *Let  $M$  be a simple 3-manifold with connected boundary and a 0-efficient triangulation. Let  $S_k$  be the set of normal and almost normal surfaces satisfying the following two conditions*

- (1) *the boundary of each surface in  $S_k$  consists of essential curves in  $\partial M$*
- (2) *the Euler characteristic of each surface in  $S_k$  is at least  $-k$ .*

*Let  $C_k$  be the set of boundary curves of surfaces in  $S_k$ . Then  $C_k$  has bounded diameter in the curve complex of  $\partial M$ . Moreover, there is an algorithm to find the diameter.*

Since every incompressible and  $\partial$ -incompressible surface in  $M$  is isotopic to a normal surface in any triangulation, an immediate corollary of Theorem 1.2 is that the set of boundary curves of essential surfaces with bounded Euler characteristic has bounded diameter in the curve complex of  $\partial M$ .

It seems that a version of Theorem 1.1 is true without the assumption that  $M_i$  is atoroidal or  $\partial M_i$  is incompressible.

**Conjecture 1.3** *Let  $M_i$  ( $i = 1, 2$ ) be an irreducible 3-manifold with connected boundary  $\partial M_1 \cong \partial M_2 \cong F$ . Let  $\mathcal{D}_i$  be the set of essential curves in  $F$  that bound disks in  $M_i$ . Then there is an essential curve  $\mathcal{C}_i$  ( $i = 1, 2$ ) in  $\partial M_i$  such that if the distance between  $\mathcal{D}_2 \cup \mathcal{C}_2$  and  $\phi(\mathcal{D}_1 \cup \mathcal{C}_1)$  in the curve complex  $\mathcal{C}(F)$  is sufficiently large, then any minimal-genus Heegaard splitting of  $M_1 \cup_\phi M_2$  can be constructed from an amalgamation.*

This conjecture can be viewed as a generalization of [Theorem 1.1](#) and a theorem of Scharlemann and Tomova [16]. Note that in the case that both  $M_1$  and  $M_2$  are handlebodies,  $\mathcal{C}_1$  and  $\mathcal{C}_2$  can be chosen to be empty and the theorem of Scharlemann and Tomova [16] can be formulated as: if the distance between  $\mathcal{D}_2$  and  $\phi(\mathcal{D}_1)$  (ie, the Hempel distance) is large, then the genus of any other Heegaard splitting must be large unless it is a stabilized copy of  $F$ .

The proof in this paper is different from the original proof presented in the Haifa workshop in 2005, though both proofs use Jaco and Rubinstein's theory on 0-efficient triangulation [8]. This proof is a byproduct of an effort of finding an algorithmic proof of the generalized Waldhausen conjecture [12] and it gives a much clearer algorithm than the original proof.

I would like to thank Saul Schleimer and Dave Bachman for useful conversation about their work [3] with Eric Sedgwick. I also thank the referee for many helpful comments and corrections. The research was partially supported by an NSF grant.

Throughout this paper, we will denote the interior of  $X$  by  $\text{int}(X)$ , the closure (under path metric) of  $X$  by  $\overline{X}$ , and the number of components of  $X$  by  $|X|$ .

## 2 Strongly irreducible Heegaard surfaces

Let  $M_1$  and  $M_2$  be orientable simple 3-manifolds with connected boundary and suppose  $\partial M_1 \cong \partial M_2 \cong F$ . Let  $\phi: \partial M_1 \rightarrow \partial M_2$  be a homeomorphism and  $M' = M_1 \cup_{\phi} M_2$  the closed manifold by gluing  $M_1$  and  $M_2$  via  $\phi$ . Thus there is an embedded surface  $F$  in  $M'$  such that  $M' - \overline{F}$  is the disjoint union of  $M_1$  and  $M_2$ . Since each  $M_i$  is irreducible and  $\partial M_i$  is incompressible in  $M_i$ ,  $M'$  is irreducible and  $F$  is incompressible in  $M'$ . We may regard  $M_i$  as a submanifold of  $M'$ .

From any Heegaard splittings of  $M_1$  and  $M_2$ , one can naturally construct a Heegaard splitting of  $M'$ , called amalgamation. This operation was defined by Schultens [17]. We give a brief description below, see [13, 17] for details. Any Heegaard surface  $S_i$  of  $M_i$  ( $i = 1, 2$ ) decomposes  $M_i$  into a handlebody and a compression body. Each compression body can be obtained by attaching 1-handles to  $F \times I$ , a product neighborhood of  $F$ . One can extend the 1-handles of the compression body of  $M_1$  vertically through the product region  $F \times I$  and attach these extended 1-handles to the handlebody in the splitting of  $M_2$ . This operation produces a handlebody of genus  $g(S_1) + g(S_2) - g(F)$ . It is easy to check that its complement is also a handlebody and we get a Heegaard splitting of  $M'$ . This Heegaard splitting is called an *amalgamation* of  $S_1$  and  $S_2$ . Clearly, the

resulting Heegaard splitting from amalgamation is weakly reducible, see [4, 13] for definitions and basic properties of weakly reducible and strongly irreducible Heegaard splittings.

Given a weakly reducible but irreducible Heegaard surface  $S$ , Casson and Gordon [4] showed that one can compress  $S$  on both sides along a maximal collection of disjoint compressing disks and obtain an incompressible surface. Scharlemann and Thompson generalized this construction and gave a construction of *untelescoping* of a weakly reducible Heegaard splitting, see [13, 15] for details. The following lemma follows trivially from the untelescoping construction. We say two surfaces intersect nontrivially if they cannot be made disjoint by an isotopy.

**Lemma 2.1** *Let  $S$  be an irreducible Heegaard surface of  $M_1 \cup_\phi M_2$ . Then either*

- (1)  *$S$  is an amalgamation of two splittings of  $M_1$  and  $M_2$ , or*
- (2) *there is a submanifold  $M_F$  of  $M_1 \cup_\phi M_2$  ( $M_F$  may be  $M_1 \cup_\phi M_2$ ) such that  $F \subset M_F$  and  $\partial M_F$ , if non-empty, is incompressible, and there is a strongly irreducible Heegaard surface  $S'$  of  $M_F$  such that the genus of  $S'$  is at most  $g(S)$  and  $S'$  nontrivially intersects  $F$ , or*
- (3) *there is an incompressible surface  $S'$  with genus less than  $g(S)$  such that  $S'$  nontrivially intersects  $F$ .* □

### 3 Intersection with $F$

Suppose  $S$  is a minimal genus Heegaard surface of  $M' = M_1 \cup_\phi M_2$ . So the genus  $g(S)$  is at most  $g(M_1) + g(M_2) - g(F)$ . To prove Theorem 1.1, ie,  $S$  is an amalgamation, we need to rule out case (2) and case (3) in Lemma 2.1.

We first consider the case (3) in Lemma 2.1. The following lemma is easy to prove.

**Lemma 3.1** *Suppose there is an incompressible surface  $S'$  that nontrivially intersects  $F$ . Then there is an incompressible and  $\partial$ -incompressible surface  $S_i$  in  $M_i$  such that  $d_{C(F)}(\phi(\partial S_1), \partial S_2) < -\chi(S')$ .*

**Proof** Since both  $S'$  and  $F$  are incompressible, we may assume that  $S' \cap F$  consists of essential curves. Let  $S'_i = S' \cap M_i$  ( $i = 1, 2$ ). Hence  $S'_i$  is incompressible in  $M_i$  and  $d_{C(F)}(\phi(\partial S'_1), \partial S'_2) = 0$ .

If  $S'_1$  is  $\partial$ -compressible, then we perform a  $\partial$ -compression on  $S'_1$  and get a new incompressible surface  $S''_1$ . Clearly  $d_{C(F)}(\partial S'_1, \partial S''_1) \leq 1$ . Note that  $S'_1$  and  $S''_1$  are not  $\partial$ -parallel in  $M_1$ , because otherwise  $S'$  can be isotoped to be disjoint from  $F$ , contradicting our hypothesis. Thus, after fewer than  $-\chi(S'_1)$   $\partial$ -compressions, we obtain an incompressible and  $\partial$ -incompressible surface  $S_1$  in  $M_1$ . So  $d_{C(F)}(\partial S'_1, \partial S_1) < -\chi(S'_1)$ . Similarly, we can find an incompressible and  $\partial$ -incompressible surface  $S_2$  in  $M_2$  with  $d_{C(F)}(\partial S'_2, \partial S_2) < -\chi(S'_2)$ . Therefore,  $d_{C(F)}(\phi(\partial S_1), \partial S_2) < -\chi(S'_1) - \chi(S'_2) = -\chi(S')$ .  $\square$

Next we consider the case (2) in Lemma 2.1. Bachman, Schleimer and Sedgwick [3] proved a version of Lemma 3.1 for strongly irreducible Heegaard surfaces, see Lemma 3.3 below and [3, Lemma 3.3].

We first give some definitions using the terminology in [3].

**Definition 3.2** A properly embedded surface is *essential* if it is incompressible and  $\partial$ -incompressible. A properly embedded, separating surface is *strongly irreducible* if there are compressing disks for it on both sides, and each compressing disk on one side meets each compressing disk on the other side. It is  *$\partial$ -strongly irreducible* if

- (1) every compressing and  $\partial$ -compressing disk on one side meets every compressing and  $\partial$ -compressing disk on the other side, and
- (2) there is at least one compressing or  $\partial$ -compressing disk on each side.

**Lemma 3.3** (Bachman–Schleimer–Sedgwick [3]) *Let  $M_F$  be a compact, irreducible, orientable 3-manifold with  $\partial M_F$  incompressible, if non-empty. Suppose  $M_F = V \cup_S W$ , where  $S$  is a strongly irreducible Heegaard surface. Suppose further that  $M_F$  contains an incompressible, orientable, closed, non-boundary parallel surface  $F$ . Then either*

- *$S$  may be isotoped to be transverse to  $F$ , with every component of  $S - N(F)$  incompressible in the respective submanifold of  $M_F - N(F)$ , where  $N(F)$  is a small neighborhood of  $F$  in  $M_F$ ,*
- *$S$  may be isotoped to be transverse to  $F$ , with every component of  $S - N(F)$  incompressible in the respective submanifold of  $M_F - N(F)$  except for exactly one strongly irreducible component, or*
- *$S$  may be isotoped to be almost transverse to  $F$  (ie,  $S$  is transverse to  $F$  except for one saddle point), with every component of  $S - N(F)$  incompressible in the respective submanifold of  $M_F - N(F)$ .*

**Corollary 3.4** *Let  $M_F$  be a 3-manifold with incompressible boundary and let  $F$  be a separating incompressible and non-boundary parallel surface in  $M_F$ . Let  $M'_1$  and  $M'_2$  be the 3-manifolds obtained by cutting  $M_F$  open along  $F$  and  $\phi: \partial M'_1 \rightarrow \partial M'_2$  the gluing map so that  $M_F = M'_1 \cup_\phi M'_2$ . Suppose  $S$  is a strongly irreducible Heegaard surface of  $M_F$ . Then there are surfaces  $S_i$  in  $M'_i$  such that  $d_{C(F)}(\phi(\partial S_1), \partial S_2) < -\chi(S)$  and each  $S_i$  is either essential or strongly irreducible and  $\partial$ -strongly irreducible in  $M'_i$ .*

**Proof** Note that if  $S \cap M'_i$  consists of  $\partial$ -parallel surfaces in  $M'_i$  ( $i = 1, 2$ ), then we can perform an isotopy on  $S$  so that  $S \cap F = \emptyset$  after the isotopy, contradicting our hypotheses. So at least one component of  $S \cap M'_i$  is not  $\partial$ -parallel. Moreover, if a component of  $S \cap M'_i$  is a disk, since  $F$  is incompressible, the disk must be  $\partial$ -parallel in  $M'_i$  and we can perform an isotopy on  $S$  and remove a trivial-curve component of  $S \cap F$ . Thus, after some isotopies on  $S$ , we may assume that no component of  $S \cap M'_i$  is a disk. This implies that every curve of  $S \cap F$  is essential in  $S$  and hence every component of  $S - F$  or  $S \cap M'_i$  is an essential subsurface of  $S$ .

By Lemma 3.3, we can find a component of  $S \cap M'_i$ , denoted by  $S'_i$  ( $i = 1, 2$ ), such that (1) each  $S'_i$  is an essential subsurface of  $S$  and not  $\partial$ -parallel in  $M'_i$ , (2) each  $S'_i$  is either incompressible or strongly irreducible in  $M'_i$ , and (3)  $d_{C(F)}(\phi(\partial S'_1), \partial S'_2) \leq 1$ . If the third case in Lemma 3.3 occurs, then both  $S'_1$  and  $S'_2$  are incompressible. In the other 2 cases, it follows from Lemma 3.3 that every curve in  $S \cap F$  must be essential in  $F$ . To see this, suppose  $\gamma \subset S \cap F$  is an innermost trivial curve in  $F$ , then the disk bounded by  $\gamma$  in  $F$  is a compressing disk for  $S$ . This means that both  $S \cap M'_1$  and  $S \cap M'_2$  have compressible components, a contradiction to Lemma 3.3. Therefore,  $\partial S'_1$  and  $\partial S'_2$  are essential in  $F$  in any case.

Suppose  $S'_i$  is incompressible but  $\partial$ -compressible in  $M'_i$ . As in the proof of Lemma 3.1, after fewer than  $-\chi(S'_i)$   $\partial$ -compressions, we obtain an essential surface  $S_i$  with  $d_{C(F)}(\partial S'_i, \partial S_i) < -\chi(S'_i)$ .

Suppose  $S'_i$  is strongly irreducible but not  $\partial$ -strongly irreducible in  $M'_i$ . We say a  $\partial$ -compressing disk  $D$  of  $S'_i$  is *disk-busting* if every compressing disk on the other side of  $S'_i$  intersects  $\partial D$ .

We first consider the case that  $S'_i$  contains a  $\partial$ -compressing disk  $D$  that is not disk-busting. So there is a compressing disk  $D'$  on the other side of  $S'_i$  with  $D \cap D' = \emptyset$ . Now we perform a  $\partial$ -compression along  $D$  and get a new surface, which we denote by  $S''_i$ . Since  $D' \cap D = \emptyset$ , after the isotopy,  $D'$  remains a compressing disk of  $S''_i$ . Note that since  $S'_i$  is strongly irreducible, by definition, there is a compressing disk of  $S'_i$  on the same side as  $D$ , in fact, a simple cutting-and-pasting argument can show that there

is a compressing disk on the same side as  $D$  and disjoint from  $D$ . This means that  $S_i''$  is still strongly irreducible.

After a finite number of such  $\partial$ -compressions, we may assume every  $\partial$ -compressing disk of  $S_i''$  is disk-busting. If  $S_i''$  is not  $\partial$ -strongly irreducible, then there must be a pair of disjoint  $\partial$ -compressing disks  $D$  and  $D'$  on different sides of  $S_i''$ . Since  $D \cap D' = \emptyset$ , we can perform  $\partial$ -compressions along  $D$  and  $D'$  simultaneously. Since both  $D$  and  $D'$  are disk-busting, the resulting surface after  $\partial$ -compressions along  $D$  and  $D'$  is incompressible.

Therefore, after fewer than  $-\chi(S_i')$   $\partial$ -compressions, we obtain a surface  $S_i$  in  $M_i'$  ( $i = 1, 2$ ) such that each  $S_i$  is either essential or strongly irreducible and  $\partial$ -strongly irreducible in  $M_i'$  and  $d_{C(F)}(\partial S_i', \partial S_i) < -\chi(S_i')$ . Similar to the proof of [Lemma 3.1](#), we have  $d_{C(F)}(\phi(\partial S_1), \partial S_2) < -\chi(S)$ .  $\square$

The next corollary follows trivially from [Lemma 2.1](#), [Lemma 3.1](#) and [Corollary 3.4](#).

**Corollary 3.5** *Let  $S$  be an irreducible Heegaard surface of  $M_1 \cup_\phi M_2$ . Suppose  $S$  is not a amalgamation of two splittings of  $M_1$  and  $M_2$ . Then there is a properly embedded surface with boundary  $S_i$  in  $M_i$  such that  $d_{C(F)}(\phi(\partial S_1), \partial S_2) < -\chi(S)$  and each  $S_i$  is either essential or strongly irreducible and  $\partial$ -strongly irreducible in  $M_i$ .  $\square$*

**Remark 3.6** Let  $S_1$  and  $S_2$  be components of  $S \cap M_i$  as in [Corollary 3.5](#). It follows from the construction above and [Theorem 3.2](#) that the boundary of  $S_1$  and  $S_2$  consists of essential curves. We fix a 0-efficient triangulation (described below) for each  $M_i$ . If  $S_i$  is essential, then  $S_i$  is isotopic to a normal surface. If  $S_i$  is  $\partial$ -strongly irreducible, then by a theorem of Bachman [2],  $S_i$  is isotopic to a normal or an almost normal surface with boundary. The referee pointed out a controversy in a theorem in [2]. In our proof, we will use Bachman's theorem, but give a workaround in the appendix avoiding the controversial part of Bachman's argument. If  $S_i$  is  $\partial$ -strongly irreducible, the general case follows from the appendix is that, after isotopy or possible  $\partial$ -compressions, (1)  $S_i$  is normal or almost normal and  $\partial S_i$  consists of normal curves in  $\partial M_i$ , and (2) at most one component of  $\partial S_i$  is a trivial curve and at least one component of  $\partial S_i$  is an essential curve. Note that a trivial normal curve in a one-vertex triangulation of  $\partial M_i$  is vertex-linking, see [Proposition 4.3](#) below. For simplicity, we will assume that  $S_i$  is almost normal and  $\partial S_i$  consists of essential normal curves and the proof for the general case is basically the same.

## 4 The 0-efficient triangulation

Let  $S$  be a minimal genus Heegaard surface. By [Corollary 3.5](#), if a Heegaard surface  $S$  is not obtained from amalgamation, then there is a surface  $S_i$  properly embedded in  $M_i$  such that  $S_i$  is either essential or  $\partial$ -strongly irreducible in  $M_i$  and  $d_{\mathcal{C}(F)}(\phi(\partial S_1), \partial S_2) < -\chi(S) \leq 2(g(M_1) + g(M_2) - g(F)) - 2$ . Fixing a 0-efficient triangulation (described below) of  $M_i$ , as in [Remark 3.6](#), we may assume  $S_i$  is a normal or an almost normal surface with respect to the triangulation and  $\partial S_i$  consists of essential normal curves in  $\partial M_i$ . Our goal is to prove that the boundary curves of such (almost) normal surfaces have bounded diameter in the curve complex of  $F = \partial M_i$ , see [Theorem 1.2](#).

The 0-efficient triangulation, introduced by Jaco and Rubinstein [8], is a very convenient tool, see for example [12]. In this paper we are mainly interested in 0-efficient triangulation for manifolds with connected and incompressible boundary. We first give an overview of the definition and special properties of such a triangulation.

Since  $\partial M_i$  is connected and incompressible in  $M_i$ , by [8],  $M_i$  admits a special triangulation with the following properties:

- (1) the triangulation has only one vertex which lies in  $\partial M_i$
- (2) the only normal disk is the vertex-linking one,
- (3) there is no normal  $S^2$  in  $M_i$

We call such a triangulation a *0-efficient triangulation* for  $M_i$ . It is also shown in [8] that there is an algorithm to find such a triangulation.

Similar to 0-efficient triangulations for closed 3-manifolds, such triangulations have some remarkable properties. The following lemma was proved by Jaco and Rubinstein and the proof is basically the same as the closed case, also see [12, Lemma 5.1]. The proof of the [Lemma 4.1](#) uses a technique in [8] called *barrier*. A barrier is basically a 2-complex barrier for the normalization operations. We refer the reader to [12, section 5] for a brief explanation and [8, section 3.1] for more details. The proof of [Lemma 4.1](#) is similar in spirit to that of [12, Lemma 5.1].

**Lemma 4.1** *Let  $M_i$  be a simple 3-manifold with connected boundary and  $\mathcal{T}$  a 0-efficient triangulation. Then every properly embedded normal annulus with respect to  $\mathcal{T}$  is  $\partial$ -parallel and incompressible.*

**Remark 4.2**  $M_i$  does not contain any normal Möbius band, since the boundary of a neighborhood of a normal Möbius band is a normal annulus, which contradicts the above lemma and the assumption that  $M_i$  is simple.



**Proof** Let  $A$  be a properly embedded normal annulus in  $M_i$ . Since  $M_i$  is simple, every incompressible annulus is  $\partial$ -parallel. So it suffices to prove that  $A$  is incompressible.

Suppose  $A$  is compressible, then  $\partial A$  must be trivial curves in  $\partial M_i$  since  $\partial M_i$  is incompressible in  $M_i$ . Note that the induced triangulation of  $\partial M_i$  has only one vertex. The only trivial normal curve in a one-vertex triangulation of  $\partial M_i$  is vertex-linking (see part (a) of [Proposition 4.3](#)). Hence  $\partial A$  is a pair of parallel vertex-linking curves. Let  $\gamma_1$  and  $\gamma_2$  be the two components of  $\partial A$  and  $D_j$  ( $j = 1, 2$ ) the disk bounded by  $\gamma_j$  in  $\partial M_i$ . As  $\gamma_1$  and  $\gamma_2$  are parallel, we may suppose  $D_1 \subset D_2$ .

Note that the disk  $A \cup D_1$  may not be normal, but  $A$  is a barrier for the normalization operations that make  $A \cup D_1$  normal. So we can normalize  $A \cup D_1$  to a normal disk  $\Delta$ . Since the triangulation is 0-efficient,  $\Delta$  is a vertex-linking disk. Since  $A$  is a barrier for the normalizing operations,  $A$  must lie in the 3-ball bounded by  $\Delta$  and a disk of  $\partial M_i$ . However, there is no normal annulus in a small neighborhood of the vertex, a contradiction.  $\square$

**Notation** To simplify notation, in the remaining of the paper, we use  $M$  to denote either  $M_1$  or  $M_2$  and  $F = \partial M_i$ . Unless specified, we use  $S$  to denote the surface  $S_i$  in [Corollary 3.5](#). We fix a 0-efficient triangulation of  $M$  and assume  $S$  is a normal or an almost normal surface in  $M$  with respect to the 0-efficient triangulation and  $\partial S$  consists of essential normal curves in  $\partial M$ .

Now we consider all the properly embedded normal and almost normal surfaces in  $M$  whose boundary consists of essential curves in  $\partial M$ . Similar to [\[5, 12\]](#), there is a finite collection of branched surfaces each obtained by gluing normal disks and at most one almost normal piece, such that each of these normal or almost normal surfaces is fully carried by a branched surface in this collection. Moreover, similar to [\[1, 12\]](#), since there is no normal  $S^2$  and the only normal disk in this triangulation is vertex-linking, after taking sub-branched surfaces if necessary, we may assume no branched surface in this collection carries a normal disk or normal  $S^2$ .

Let  $B$  be a branched surface in this collection that fully carries  $S$ . So  $\partial B$  is a train track in  $\partial M$ . We call a train track a *normal train track* if every curve carried by the train track is normal with respect to the induced triangulation of  $\partial M$ . By the construction,  $\partial B$  is a normal train track.

Note that in the general case from the appendix,  $\partial S$  may contain a single trivial curve, though at least one component of  $\partial S$  is essential. In this case, we may split  $B$  so that a component of  $\partial B$  is an isolated trivial circle and each other component of  $\partial B$  fully carries an essential curve (as required by part (c) of [Proposition 4.3](#)). For simplicity, as mentioned in [Remark 3.6](#), we assume  $\partial S$  is essential and  $\partial B$  fully carries  $\partial S$ .

**Proposition 4.3**

- (a) *A normal simple closed curve in  $\partial M$  is trivial if and only if it is vertex-linking.*
- (b) *At most one component of  $\partial M - \partial B$  is a monogon.*
- (c) *The train track  $\partial B$  does not carry any trivial curve.*

**Proof** Part (a) follows from the fact that the induced triangulation of  $\partial M$  has only one vertex. To see this, let  $\gamma$  be a normal trivial curve and  $D$  the disk bounded by  $\gamma$  in  $\partial M$ . Let  $e$  be any edge (or 1-simplex) in the induced triangulation of  $\partial M$ . If a component  $\alpha$  of  $e \cap D$  is an arc in  $\text{int}(e)$ , then  $\alpha$  is properly embedded in  $D$  and cuts  $D$  into two subdisks  $D_1$  and  $D_2$ . As there is only one vertex, at least one subdisk, say  $D_1$ , does not contain the vertex. Hence the intersection of  $D_1$  and the 1-skeleton of the triangulation consists of arcs properly embedded in  $D_1$ . These arcs cut  $D_1$  into subdisks and an outermost subdisk is a bigon with one edge in  $\partial D$  and the other edge in the 1-skeleton. This means that  $\gamma = \partial D$  is not a normal curve, a contradiction. Therefore, every component of  $e \cap D$  is an arc with one endpoint the vertex of the triangulation and the other endpoint in  $\partial D$ . This implies that  $\gamma = \partial D$  is vertex-linking.

The proof of part (b) is similar. Since every curve carried by  $\partial B$  is a normal curve, the argument above implies that each monogon component of  $\partial M - \partial B$  must contain the vertex of the triangulation. Part (b) follows from that assumption that there is only one vertex in the triangulation.

Part (c) follows from the assumption that  $B$  fully carries  $S$  and  $\partial S$  consists of essential curves. Let  $N(\partial B)$  be a fibered neighborhood of the train track  $\partial B$  in  $\partial M$ . We may assume  $\partial S$  lies in  $N(\partial B)$  and is transverse to the interval fibers of  $N(\partial B)$ . Since  $\partial B$  fully carries  $\partial S$ , after some isotopy and taking multiple copies of  $\partial S$  if necessary, we may assume that the horizontal boundary of  $N(\partial B)$  lies in  $\partial S$ . Since each component of  $\partial S$  is essential, this means that no horizontal boundary component of  $N(\partial B)$  is a trivial circle. In other words, no component of  $\overline{\partial M - \partial B}$  (or  $\partial M - \text{int}(N(\partial B))$ ) is a disk with smooth boundary. If  $\partial B$  carries a trivial circle  $\gamma$ , then a trivial index argument implies that the disk bounded by  $\gamma$  contains either a disk component of  $\overline{\partial M - \partial B}$  with smooth boundary or at least two monogons. The first case is impossible by the argument above and the second case is ruled out by part (b). So  $\partial B$  does not carry any trivial curve.  $\square$

Each surface carried by  $B$  is corresponding to a nonnegative integer solution to the system of branch equations, see [1, 5, 12] for more detailed discussion. To simplify notation, we will not distinguish between a surface carried by  $B$  and its corresponding integer solution to the system of branch equations.

By the normal surface theory, there is a finite set of fundamental solutions of the system of branch equations such that any surface carried by  $B$  is a linear combination of the fundamental solutions with nonnegative integer coefficients. We denote the fundamental solutions by  $F_1, \dots, F_s, C_1, \dots, C_t, A_1, \dots, A_n$ , where each  $A_j$  is a normal annulus carried by  $B$ , each  $C_j$  is a closed surface carried by  $B$  and the  $F_j$ 's are the other fundamental solutions. So the surface  $S$  can be written as  $S = \sum s_j F_j + \sum t_j C_j + \sum n_j A_j$  where each  $s_j, t_j$  or  $n_j$  is a nonnegative integer.

**Proposition 4.4**  $\sum s_j \leq 2 - \chi(S)$ .

**Proof** Since  $S$  is a normal or an almost normal surface, we may assume that at most one fundamental solution contains an almost normal piece and its coefficient in the linear combination above is either 0 or 1.

Note that  $M$  does not contain any normal projective plane, since the boundary of a twisted  $I$ -bundle over a normal  $P^2$  is a normal  $S^2$  and  $M$  does not contain any normal  $S^2$ . Moreover  $B$  does not carry any normal disk by our assumption. These imply that  $B$  does not carry any normal surface with positive Euler characteristic.

We first consider the case that  $S$  is a normal surface. First, we have  $\chi(S) = \sum s_j \chi(F_j) + \sum t_j \chi(C_j) + \sum n_j \chi(A_j)$ . Since  $S$  is normal, each fundamental solution with positive coefficient in the linear combination above is a normal surface. Since  $B$  does not carry a normal surface with positive Euler characteristic, we have

$$\chi(S) = \sum s_j \chi(F_j) + \sum t_j \chi(C_j) \leq \sum s_j \chi(F_j) \leq -\sum s_j.$$

So in the case that  $S$  is a normal surface, we have  $\sum s_j \leq -\chi(S)$ . If  $S$  is almost normal, we may suppose some  $C_k$  (or  $F_k$ ) is almost normal and the coefficient of  $C_k$  (or  $F_k$ ) is 1. Note that since  $\chi(C_k)$  (or  $\chi(F_k)$ ) is at most 2, we have  $\chi(S) \leq 2 - \sum s_j$  and  $\sum s_j \leq 2 - \chi(S)$ .  $\square$

Since there are only finitely many such branched surfaces  $B$ , to prove [Theorem 1.2](#), it suffices to show that the set of boundary curves of surfaces carried by  $B$  with bounded Euler characteristic has bounded diameter in the curve complex of  $F$ . Since each  $C_j$  is a closed surface,  $\partial S = \sum s_j \partial F_j + \sum n_j \partial A_j$ . As  $\sum s_j$  is bounded by [Proposition 4.4](#), there are only finitely many possibilities for curves  $\sum s_j \partial F_j$ . Thus the key part of the proof is to study normal annuli carried by  $B$ .

## 5 Normal annuli

We use the same notation. Let  $B$  be a branched surface in  $M$  that fully carries  $S$  as above and  $A_1, \dots, A_n$  the fundamental solutions that correspond to normal annuli carried by  $B$ . Since  $B$  does not carry any normal surface of positive Euler characteristic, each component of the normal sum  $\sum n_i A_i$  must have Euler characteristic 0 and hence is either a normal torus or a normal annulus carried by  $B$ . Note that there is no normal Klein bottle in the 0-efficient triangulation, see Lemma 5.1 and Corollary 5.2 in [12].

Let  $N(B)$  be a fibered neighborhood of  $B$  and  $\pi: N(B) \rightarrow B$  the map collapsing each  $I$ -fiber to a point, see [5, 12] for more details. We may view  $A_1, \dots, A_n$  as embedded annuli in  $N(B)$ . Then  $\pi(\sum n_i A_i)$  is a sub-branched surface of  $B$  fully carrying  $\sum n_i A_i$ . Since each  $A_j$  is  $\partial$ -parallel, there is an annulus  $\Gamma_j \subset \partial M$  such that  $\partial\Gamma_j = \partial A_j$  and  $A_j$  is isotopic to  $\Gamma_j$  relative to  $\partial A_j$ . Throughout this paper, we will use  $T_j$  to denote the solid torus bounded by  $A_j \cup \Gamma_j$ .

Next we study the intersection of two normal annuli carried by  $B$ . Let  $A_1$  and  $A_2$  be two annuli carried by  $B$  and suppose  $A_1 \cap A_2 \neq \emptyset$ . As above, let  $\Gamma_1$  and  $\Gamma_2$  be the annuli in  $\partial M$  bounded by  $\partial A_1$  and  $\partial A_2$  respectively.

If  $A_1 \cap A_2$  contains a closed curve  $\gamma$ , then since every normal annulus is incompressible by Lemma 4.1,  $\gamma$  is either trivial in both  $A_1$  and  $A_2$  or essential in both  $A_1$  and  $A_2$ . Let  $\Gamma$  be the union of closed curves in  $A_1 \cap A_2$  that are trivial in both  $A_1$  and  $A_2$ . Let  $P_i$  be the component of  $A_i - \Gamma$  that contains  $\partial A_i$  ( $i = 1, 2$ ). Clearly  $P_1 \cap P_2 = (A_1 \cap A_2) - \Gamma$ . Now we perform standard cutting and pasting along  $\Gamma$  and denote by  $A'_i$  the resulting component that contains  $P_i$  ( $i = 1, 2$ ). If  $A'_1 = A'_2$ , then  $\chi(A'_1) < 0$ , which means that the cutting and pasting above also produces an embedded normal surface with positive Euler characteristic, a contradiction to the assumptions of the branched surface  $B$ . Thus  $A'_1 \neq A'_2$ , each  $A'_i$  is an embedded normal annulus, and  $A'_1 \cap A'_2$  does not contain any trivial closed curves. Note that the cutting and pasting above may produce a normal torus. Therefore, after some cutting and pasting above, we may assume the intersection of two normal annuli does not contain trivial curves.

**Definition 5.1** Suppose  $\partial A_1 \cap \partial A_2 \neq \emptyset$ . This means that  $\Gamma_1 \cap \partial A_2 \neq \emptyset$ . We consider an arc  $\alpha$  of  $\Gamma_1 \cap \partial A_2$  with endpoints in different components of  $\partial\Gamma_1$ . Since  $\partial A_1$  and  $\partial A_2$  are carried by  $B$ ,  $\partial A_1 \cup \partial A_2$  naturally forms a train track. We say  $\alpha$  is of type *I* in  $\Gamma_1$  if  $\partial\Gamma_1 \cup \alpha$  form a train track of a Reeb annulus, as shown in Figure 5.1(a). Otherwise, the train track  $\partial A_1 \cup \alpha$  is as shown in Figure 5.1(b) and we say  $\alpha$  is of type *II* in  $\Gamma_1$ . We say  $A_1$  is of type *I* relative to  $A_2$  if a component of  $\Gamma_1 \cap \partial A_2$  is of type *I*, otherwise we say  $A_1$  is of type *II* relative to  $A_2$ .

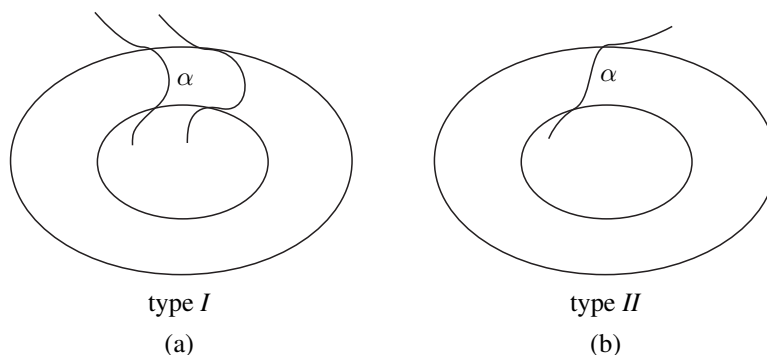


Figure 5.1

Note that if there are two type *I* arcs of  $\Gamma_1 \cap \partial A_2$  with opposite switching directions along  $\partial \Gamma_1$ , then the train track  $\pi(\partial A_1 \cup \partial A_2)$  carries a trivial circle. By part (c) of [Proposition 4.3](#),  $\partial B$  does not carry any trivial circle. So all the type *I* arcs of  $\Gamma_1 \cap \partial A_2$  must have coherent switching directions as shown in [Figure 5.1\(a\)](#), ie, the train track formed by  $\partial A_1$  and these type *I* arcs carries a Reeb lamination of an annulus.

**Proposition 5.2** *Let  $\Gamma$  be an annulus in  $\partial M$  and suppose  $\partial \Gamma$  consists of normal curves with respect to a one-vertex triangulation of  $\partial M$ . Let  $\alpha$  be a properly embedded essential arc in  $\Gamma$ . Suppose  $\partial \Gamma \cup \alpha$  forms a Reeb train track as shown in [Figure 5.1\(a\)](#) which carries a normal Reeb lamination. Then  $\Gamma$  contains the vertex of the triangulation.*

**Proof** We may deform  $\partial \Gamma \cup \alpha$  into a train track  $\tau$ . Note that our hypothesis says that the Reeb lamination carried by  $\tau$  is normal with respect to the one-vertex triangulation of  $\partial M$ .

Suppose that  $\Gamma$  does not contain the vertex. Let  $e$  be an edge intersecting  $\Gamma$ . Let  $\beta$  be a component of  $e \cap \Gamma$ . Since  $\Gamma$  does not contain the vertex, there are only two possibilities: (1)  $\partial \beta$  lies in the same circle of  $\partial \Gamma$  and (2) the endpoints of  $\beta$  lie in different circles of  $\partial \Gamma$ . If  $\partial \beta$  lies in the same component of  $\partial \Gamma$ , then similar to the proof of [Proposition 4.3](#), this component of  $\partial \Gamma$  must have trivial intersection with the edge  $e$  and hence cannot be a normal curve. Similarly, if the endpoints of  $\beta$  lie in different circles of  $\partial \Gamma$ , then every non-compact leaf of the Reeb lamination has trivial intersection with the edge  $e$  and hence the Reeb lamination carried by  $\tau$  cannot be normal. Thus  $\Gamma$  must contain the vertex.  $\square$

An isotopy is called a *normal isotopy* if it is invariant on each simplex of the triangulation. Next we will perform some normal isotopies on  $\partial A_i$ . If  $\gamma$  is normally isotopic to  $\partial A_i$ ,

then  $A_i$  is normally isotopic to a normal annulus  $A'_i$  with  $\partial A'_i = \gamma$ . Moreover, for any surface  $X$  carried by  $B$ , we may assume  $A_i + X$  is normally isotopic to  $A'_i + X$ . Next we will perform some normal isotopies and these normal isotopies do not change the surface under normal sum.

**Definition 5.3** Let  $X$  be a point of  $\partial A_1 \cap \partial A_2$ . A small neighborhood of  $X$  is cut into 4 corners by  $\partial A_1 \cup \partial A_2$ . A corner is called a cusp if it becomes a cusp after deforming  $\partial A_1 \cup \partial A_2$  into a train track. We call a disk  $D$  in  $\partial M$  a *bigon* if (1)  $\partial D$  consists of two arcs, one from  $\partial A_1$  and the other from  $\partial A_2$ , and (2) the two corners of  $D$  at  $\partial A_1 \cap \partial A_2$  are both cusps. We say  $D$  is an innermost bigon if  $\text{int}(D) \cap (\partial A_1 \cup \partial A_2) = \emptyset$ . A bigon is said to be *trivial* if it does not contain the vertex of the triangulation.

**Eliminate a trivial bigon** Let  $D$  be an innermost trivial bigon and  $b_1 \subset \partial A_1$  and  $b_2 \subset \partial A_2$  the two edges of  $\partial D = b_1 \cup b_2$ . Since  $D$  does not contain the vertex and both  $\partial A_1$  and  $\partial A_2$  are normal curves, the intersection of  $D$  and the 1-skeleton of the triangulation consists of arcs with one endpoint in  $b_1$  and the other endpoint in  $b_2$ . This means that  $b_1$  and  $b_2$  are normally isotopic. Hence we can perform a normal isotopy on  $A_i$  near  $\partial A_i$ , changing  $\partial A_1$  to  $(\partial A_1 - b_1) \cup b_2$  and  $\partial A_2$  to  $(\partial A_2 - b_2) \cup b_1$ . After the normal isotopy and a small perturbation,  $\partial A_1 \cap \partial A_2$  has fewer intersection points. We may successively eliminate all the trivial bigons using such normal isotopies.

For a given finite set of annuli carried by  $B$ , after some normal isotopies as above, we may assume that for any pair  $A_i$  and  $A_j$ ,  $\partial A_i \cup \partial A_j$  does not form any trivial bigon.

**Definition 5.4** Let  $\alpha$  be an arc component of  $A_1 \cap A_2$  that is trivial (ie  $\partial$ -parallel) in both  $A_1$  and  $A_2$ . Then  $\alpha$  together with a subarc  $\beta_i$  of  $\partial A_i$  ( $i = 1, 2$ ) bounds a subdisk  $D_i$  of  $A_i$ . If  $D_1 \cap D_2 = \alpha$  then  $\beta_1 \cup \beta_2$  bounds a disk  $\Delta$  in  $\partial M$  and  $D_1 \cup D_2 \cup \Delta$  is a 2-sphere bounding a 3-ball. We call such a 3-ball a *football region*. Note that since the endpoints of  $\beta_i$  are also the endpoints of  $\alpha$  and since  $A_1$  and  $A_2$  are carried by the same branched surface  $B$ , after deforming  $\beta_1 \cup \beta_2$  into train track,  $\beta_1 \cup \beta_2$  cannot form a monogon. Since the train track  $\partial B$  does not carry any trivial circle,  $\Delta$  must be a bigon. Moreover, since we have assumed that there is no trivial bigon, the bigon  $\Delta$  must contain the vertex of the triangulation. A football region is said to be *innermost* if it does not contains any other football region. A football region bounded by  $D_1 \cup D_2 \cup \Delta$  said to be *trivial* if  $D_1 \cap A_2 = D_2 \cap A_1 = \alpha$ . Clearly a trivial football region must be innermost.

**Eliminate a trivial football region** Suppose the football region bounded by  $D_1 \cup D_2 \cup \Delta$  as above is trivial. Let  $\alpha = \partial D_1 \cap \partial D_2$ . Since  $D_1 \cap A_2 = D_2 \cap A_1 = \alpha$ , we can

perform a canonical cutting and pasting along  $\alpha$  and obtain annuli  $(A_1 - D_1) \cup D_2$  and  $(A_2 - D_2) \cup D_1$ . Clearly  $(A_1 - D_1) \cup D_2$  and  $(A_2 - D_2) \cup D_1$  are embedded annuli carried by  $B$  and are isotopic to  $A_1$  and  $A_2$  respectively. After a slight perturbation, the resulting annuli have fewer intersection curves. Thus, after a finite number of such operations, we may assume there is no trivial football region.

**Definition 5.5** We say  $A_1 \cup A_2$  is bigon-efficient if  $A_1 \cap A_2$  contains no trivial closed curve,  $\partial A_1 \cup \partial A_2$  does not form any trivial bigon in  $\partial M$ , and  $A_1 \cup A_2$  does not form any trivial football region.

As above, we can perform some canonical cutting and pasting along  $A_1 \cap A_2$  and get a pair of new annuli  $A'_1$  and  $A'_2$  such that  $A'_1 \cup A'_2$  is bigon-efficient. By our construction,  $A'_1$  and  $A'_2$  are also carried by  $B$  and  $A_1 + A_2 = A'_1 + A'_2$ .

Next we will assume that  $A_1 \cup A_2$  is bigon-efficient and consider the intersection pattern of  $A_1 \cap A_2$ .

**Lemma 5.6** Let  $\beta_0$  be an arc in  $A_1 \cap A_2$  and suppose  $\beta_0$  is  $\partial$ -parallel in  $A_1$ . Let  $\Delta_0$  be the subdisk of  $A_1$  bounded by  $\beta_0$  and a subarc of  $\partial A_1$ . Let  $\beta_1, \dots, \beta_k$  be the components of  $\text{int}(\Delta_0) \cap A_2$ . Suppose each  $\beta_i$  ( $i \geq 1$ ) is outermost in  $A_1$ . Then at least one  $\beta_i$  ( $i \geq 1$ ) is  $\partial$ -parallel in  $A_2$ .

**Proof** Suppose each  $\beta_i$  ( $i \geq 1$ ) is an essential arc in  $A_2$ . Let  $\delta_i$  be the subdisk of  $\Delta_0$  bounded by  $\beta_i$  ( $i \geq 1$ ) and a subarc of  $\partial A_1$ . Since  $\beta_i$  ( $i \geq 1$ ) is essential in  $A_2$  and outermost in  $A_1$ , each  $\delta_i$  is a  $\partial$ -compressing disk for  $A_2$ . This implies that  $\partial \delta_i \cap \partial M$  is a type I arc in  $\Gamma_2$ . By Proposition 5.2,  $\Gamma_2$  contains the vertex of the triangulation.

Since  $A_2$  is  $\partial$ -parallel in  $M$ ,  $A_2 \cup \Gamma_2$  bounds a solid torus  $T_2$ . Let  $M'$  be the closure of  $M - T_2$ . So  $M' \cong M$  and we may view  $A_2$  as an annulus in  $\partial M'$ .

We use  $D$  to denote the closure of  $\Delta_0 - \cup_{i=1}^k \delta_i$ . Thus we may view  $D$  as a disk properly embedded in  $M'$ . Since  $\partial M'$  is incompressible in  $M'$ ,  $\partial D$  bounds a disk  $D'$  in  $\partial M'$ . We view  $A_2$  as a subannulus of  $\partial M'$ . So  $D' \cap A_2 \neq \emptyset$ .

Note that  $\partial A_2$  cuts  $D'$  into disks and at least two such disks are outermost in  $D'$  (an outermost disk is a disk whose boundary consists of a subarc of  $\partial D'$  and a subarc of  $\partial A_2$ ). Let  $\Delta$  be such an outermost disk. If  $\Delta \subset A_2 \subset \partial M'$ , then since each  $\beta_i$  ( $i \geq 1$ ) is essential in  $A_2$ ,  $\beta_0$  must be an arc in  $\partial \Delta$ . Since there are at least two outermost disks, we may choose  $\Delta$  to be outside  $A_2$ . In other words,  $\Delta \subset \partial M' - \text{int}(A_2) = \partial M - \text{int}(\Gamma_2)$ . Since  $\Gamma_2$  contains the vertex of the triangulation, this means that  $\Delta$  does not contain

the vertex. If we deform  $\partial A_1 \cup \partial A_2$  into a train track, then  $\Delta$  becomes either a bigon or a monogon or a smooth disk. As in the proof of [Proposition 4.3](#), a monogon or a smooth disk must contain the vertex. Since  $\Delta$  does not contain the vertex,  $\Delta$  must be a trivial bigon, which contradicts our assumption that  $A_1 \cup A_2$  is bigon-efficient.  $\square$

**Lemma 5.7** *Let  $A_1$  and  $A_2$  be as above and suppose  $A_1 \cup A_2$  is bigon-efficient. Then  $A_1$  and  $A_2$  do not form any football region.*

**Proof** Suppose there is a football region  $X$  bounded by  $D_1 \cup D_2 \cup \Delta$ , where  $D_i \subset A_i$  is a disk bounded by a component  $\alpha$  of  $A_1 \cap A_2$  and a subarc of  $\partial A_i$  and  $\Delta \subset \partial M$ . We use  $\beta_i$  ( $\beta_i \subset \partial A_i$ ) to denote  $\partial D_i - \text{int}(\alpha)$  ( $i = 1, 2$ ). Note that  $\Delta$  must contain the vertex of the triangulation, because otherwise  $\Delta$  is a trivial bigon contradicting that  $A_1 \cup A_2$  is bigon-efficient. Without loss of generality, we may assume  $X$  does not contain any other football region.

If  $D_1 \cap A_2 = D_2 \cap A_1 = \alpha$ , then the 3-ball bounded by  $D_1 \cup D_2 \cup \Delta$  is a trivial football region, contradicting the assumption that  $A_1 \cup A_2$  is bigon-efficient. So we may assume  $\text{int}(D_1) \cap A_2 \neq \emptyset$ .

Since  $\text{int}(D_1) \cap A_2 \neq \emptyset$ , we can always find a component  $\beta_0$  of  $D_1 \cap A_2$  such that  $\beta_0$  is not outermost in  $A_1$  but every component of  $\text{int}(D_1) \cap A_2$  inside the disk bounded by  $\beta_0$  and a subarc of  $\partial A_1$  is outermost in  $A_1$ . By [Lemma 5.6](#), there is at least one arc  $\alpha' \subset \text{int}(D_1) \cap A_2$  that is outermost in  $D_1$  and  $\partial$ -parallel in  $A_2$ . Since  $\alpha'$  is outermost,  $\alpha'$  and a subarc of  $\beta_1$ , say  $\beta'_1$ , bound a subdisk  $d_1$  of  $D_1$  and  $d_1 \cap A_2 = \alpha'$ . Since  $\alpha'$  is  $\partial$ -parallel in  $A_2$ ,  $\alpha'$  and a subarc of  $\partial A_2$ , say  $\beta'_2$ , bound a subdisk  $d_2$  of  $A_2$ . Moreover, since  $d_1 \cap A_2 = \alpha'$ ,  $\beta'_1 \cup \beta'_2$  bounds an embedded bigon  $\Delta'$  in  $\partial M$  and  $d_1 \cup d_2 \cup \Delta'$  bounds a football region, which we denote by  $X'$ .

If  $\text{int}(d_2) \cap D_1 = \emptyset$ , then either  $X' \subset X$  or  $\text{int}(X) \cap \text{int}(X') = \emptyset$ . Since the football region  $X$  is assumed to be innermost,  $X'$  does not lie in  $X$ . Moreover, since  $\partial A_1 \cup \partial A_2$  does not form any trivial bigon, both football regions  $X$  and  $X'$  must contain the vertex of the triangulation. This means that  $\text{int}(X) \cap \text{int}(X') \neq \emptyset$ . Thus  $\text{int}(d_2) \cap D_1 \neq \emptyset$ .

Let  $\alpha'' \subset d_2 \cap D_1$  be an outermost intersection arc in  $d_2$ . We use  $e_2$  to denote the subdisk of  $d_2$  bounded by  $\alpha''$  and  $\beta'_2$  ( $e_2 \cap D_1 = \alpha''$ ). As  $\alpha'' \subset D_1$ , the arc  $\alpha''$  and a subarc of  $\beta_1$  bound a subdisk of  $D_1$  which we denoted by  $e_1$ . As before,  $e_1$ ,  $e_2$  and a bigon in  $\partial M$  bound another football region, which we denote by  $X''$ . Since  $e_1 \subset D_1$  and  $e_2 \cap D_1 = \alpha''$ , if  $e_2$  lies in the football region  $X$ , then  $X'' \subset X$  contradicting the assumption the  $X$  is innermost. Similarly, if  $e_2$  is outside  $X$ , then since  $e_2 \cap D_1 = \alpha''$ ,  $X''$  must be outside  $X$  and  $X'' \cap \text{int}(X) = \emptyset$ . As before, this is also impossible because



by our assumptions every football region must contain the vertex of the triangulation, which implies  $X'' \cap \text{int}(X) \neq \emptyset$ .  $\square$

**Corollary 5.8** *Let  $\alpha$  be an arc component of  $A_1 \cap A_2$  and suppose  $\alpha$  is  $\partial$ -parallel in  $A_1$ . Then the following are true.*

- (1)  $\alpha$  must be outermost in  $A_1$ .
- (2)  $\alpha$  must be an essential arc in  $A_2$ .

**Proof** We first prove that if  $\alpha$  is outermost in  $A_1$  then  $\alpha$  must be an essential arc in  $A_2$ . Suppose otherwise that  $\alpha$  is  $\partial$ -parallel in  $A_2$ . Since  $\alpha$  is outermost in  $A_1$ , the two subdisks of  $A_1$  and  $A_2$  cut off by  $\alpha$  form an embedded disk and bound a football region, which contradicts [Lemma 5.7](#).

Since  $\alpha$  is  $\partial$ -parallel in  $A_1$ ,  $\alpha$  and a subarc of  $\partial A_1$  bound a subdisk  $D$  of  $A_1$ . Suppose  $\alpha$  is not outermost. Then we can choose  $\alpha$  so that every component of  $\text{int}(D) \cap A_2$  is outermost in  $A_1$ . Let  $\alpha_1, \dots, \alpha_k$  be the components of  $\text{int}(D) \cap A_2$ . Since each  $\alpha_i$  is outermost, by the argument above, every  $\alpha_i$  is an essential arc in  $A_2$ . This is an immediate contradiction to [Lemma 5.6](#).

Part (2) follows from part (1) and the argument above.  $\square$

**Lemma 5.9** *Suppose  $A_1 \cup A_2$  is bigon-efficient. If  $A_1 \cap A_2$  contains an arc that is  $\partial$ -parallel in  $A_1$  then*

- (1) every arc of  $A_1 \cap A_2$  is  $\partial$ -parallel and outermost in  $A_1$  but essential in  $A_2$ ,
- (2)  $A_1 \cap T_2$  consists of  $\partial$ -compressing disks of  $A_2$ ,
- (3) every arc of  $\partial A_1 \cap \Gamma_2$  is of type I in  $\Gamma_2$  and every arc of  $\partial A_2 \cap \Gamma_1$  is of type II in  $\Gamma_1$ , see [Figure 5.1](#)

**Proof** We first claim that  $A_1 \cap A_2$  contains no closed curve. Suppose otherwise  $A_1 \cap A_2$  contains a closed curve. Since  $A_1$  and  $A_2$  are incompressible by [Lemma 4.1](#), every closed curve in  $A_1 \cap A_2$  is either essential in both  $A_1$  and  $A_2$  or trivial in both  $A_1$  and  $A_2$ . Since  $A_1 \cup A_2$  is bigon-efficient, a closed curve in  $A_1 \cap A_2$  is essential in both annuli. This implies that every arc component of  $A_1 \cap A_2$  is  $\partial$ -parallel in both  $A_1$  and  $A_2$ , a contradiction to [Corollary 5.8](#).

Suppose  $A_1 \cap A_2$  contains an arc which is essential in  $A_1$  and let  $\gamma_1, \dots, \gamma_k$  be all the components of  $A_1 \cap A_2$  that are essential in  $A_1$ . Then  $\gamma_1, \dots, \gamma_k$  cut  $A_1$  into a collection of rectangles  $R_1, \dots, R_k$  and we can suppose  $R_i$  is the rectangle between  $\gamma_i$  and  $\gamma_{i+1}$

(setting  $\gamma_{k+1} = \gamma_1$ ). In other words,  $\gamma_i$  and  $\gamma_{i+1}$  are two opposite edges of  $R_i$  and the other two edges of  $R_i$  are subarcs of  $\partial A_1$ .

Since  $A_1 \cap A_2$  contains an arc trivial in  $A_1$ , at least one  $R_i$  contains other arcs of  $A_1 \cap A_2$ . Let  $\alpha_1, \dots, \alpha_m$  be the components of  $\text{int}(R_i) \cap A_2$ . By our construction of  $R_i$ , each  $\alpha_j$  is  $\partial$ -parallel in  $A_1$ . By [Corollary 5.8](#), each  $\alpha_j$  is  $\partial$ -parallel and outermost in  $A_1$ . Hence each  $\alpha_j$  and a subarc of  $\partial A_1$  bound a disk  $\Delta_j$  in  $R_i$  and these  $\Delta_j$ 's are pairwise disjoint. Moreover, each  $\Delta_j$  is a  $\partial$ -compressing disk of  $A_2$ , in particular  $\Delta_j \subset T_2$ . This implies that  $\partial A_2$  and the arcs  $\partial \Delta_j \cap \Gamma_2$  naturally deform into a Reeb train track. By [Proposition 5.2](#),  $\Gamma_2$  contains the vertex of the triangulation.

Let  $P$  and  $M'$  be the closures of  $R_i - \bigcup_{j=1}^m \Delta_j$  and  $M - T_2$  respectively. So  $P$  is a disk properly embedded in  $M'$ . Let  $P'$  be the disk bounded by  $\partial P$  in  $\partial M'$ . We may consider  $A_2$  as an annulus in  $\partial M'$  and  $P' \cap A_2 \neq \emptyset$ . Similar to the proof of [Lemma 5.6](#),  $\partial A_2$  cuts  $P'$  into a collection of disks and there are at least two outermost such disks. If an outermost disk  $\Delta$  lies in  $\partial M' - \text{int}(A_2) = \partial M - \text{int}(\Gamma_2)$ , as in the proof of [Lemma 5.6](#),  $\Delta$  must contain the vertex, which contradicts the previous conclusion that the vertex lies in  $\Gamma_2$ . This means that every outermost disk in  $P' - \partial A_2$  lies in  $A_2$ . Since each  $\alpha_j$  ( $j = 1, \dots, m$ ) is essential in  $A_2$ , this implies that there are exactly two outermost disks and both  $\gamma_i$  and  $\gamma_{i+1}$  must be  $\partial$ -parallel arcs in  $A_2$ .

Let  $\beta_i$  and  $\beta_{i+1}$  be subarcs of  $\partial A_2$  such that  $\partial \gamma_i = \partial \beta_i$ ,  $\partial \gamma_{i+1} = \partial \beta_{i+1}$ , and  $\gamma_i \cup \beta_i$  and  $\gamma_{i+1} \cup \beta_{i+1}$  bound subdisks  $\delta_i$  and  $\delta_{i+1}$  of  $A_2$  respectively. By [Corollary 5.8](#),  $\beta_i$  and  $\beta_{i+1}$  must both be outermost in  $A_2$  and  $\delta_i$  and  $\delta_{i+1}$  are disjoint  $\partial$ -compressing disks for  $A_1$ . This implies that  $\beta_i$  and  $\beta_{i+1}$  are of type *I* in  $\Gamma_1$ .

Note that  $R_i \cup \delta_i \cup \delta_{i+1}$  is a disk properly embedded in  $M$ . Moreover,  $\partial A_1 \cup \beta_i \cup \beta_{i+1}$  naturally deforms into a Reeb train track and  $\partial(R_i \cup \delta_i \cup \delta_{i+1})$  deforms into a bigon in the Reeb train track. Let  $Q'$  be the disk bounded by  $\partial(R_i \cup \delta_i \cup \delta_{i+1})$  in  $\partial M$ , see the shaded region in [Figure 5.2\(a\)](#) for a picture of  $Q'$ . Clearly  $Q' \subset \Gamma_1$ . As above, we say a disk in  $Q' - \text{int}(\Gamma_2)$  is outermost if its boundary consists of an arc from  $\partial A_1$  and an arc from  $\partial A_2$ . As in the proof of [Lemma 5.6](#), any outermost disk must contain the vertex of the triangulation. Since  $\Gamma_2$  contains the vertex,  $Q' - \text{int}(\Gamma_2)$  contains no outermost disk. This implies that  $Q' \cap \Gamma_2$  consists of rectangles which naturally deform into bigons in the Reeb annulus  $\Gamma_2$ , see [Figure 5.2\(a\)](#) for a picture. As shown in [Figure 5.2\(a\)](#), at least one component of  $Q' - \text{int}(\Gamma_2)$  is a monogon (after deforming into a train track). Since a monogon contains the vertex of the triangulation, this implies that the vertex of the triangulation lies outside  $\Gamma_2$ , a contradiction. This proves part (1).

Part (2) is an immediate corollary of part (1).

Part (1) also implies that every arc of  $\Gamma_2 \cap \partial A_1$  is of type *I* in  $\Gamma_2$  and  $\partial A_2 \cup (\Gamma_2 \cap \partial A_1)$  forms a standard Reeb train track. Now we consider  $\partial A_2 \cap \Gamma_1$ .

As above, since  $\Gamma_2$  contains the vertex,  $\Gamma_1 - \Gamma_2$  has no outermost disk (an outermost disk is a component with a boundary edge in  $\partial A_1$  and a boundary edge in  $\partial A_2$ ). This implies that every arc in  $\partial A_2 \cap \Gamma_1$  is an essential arc in  $\Gamma_1$ . Since  $\partial A_2 \cup (\Gamma_2 \cap \partial A_1)$  form a standard Reeb train track, as shown in Figure 5.2(b), every arc of  $\partial A_2 \cap \Gamma_1$  must be of type *II* in  $\Gamma_1$ .  $\square$

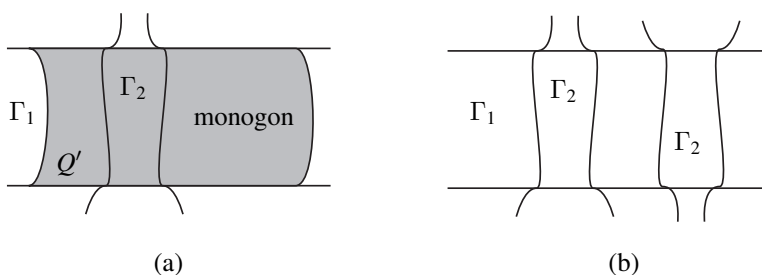


Figure 5.2

**Lemma 5.10** Suppose  $A_1 \cap A_2$  is bigon-efficient and  $A_1 \cap A_2 \neq \emptyset$ . Then no arc component of  $A_1 \cap A_2$  is essential in both  $A_1$  and  $A_2$ .

**Proof** Suppose there is an arc component of  $A_1 \cap A_2$  that is essential in both  $A_1$  and  $A_2$ . As in the proof of Lemma 5.9,  $A_1 \cap A_2$  contains no closed curve. If there is a component of  $A_1 \cap A_2$  that is trivial in  $A_1$  then by Lemma 5.9 every component of  $A_1 \cap A_2$  is trivial in  $A_1$ . Thus every arc of  $A_1 \cap A_2$  must be essential in both  $A_1$  and  $A_2$ .

So  $A_1 \cap A_2$  cuts both  $A_1$  and  $A_2$  into a collections of rectangles. Let  $R$  be a component of  $A_1 \cap T_2$ . Two opposite boundary edges of the rectangle  $R$  are essential arcs in  $A_2$  and the other two edges of  $\partial R$ , denoted by  $\gamma_1$  and  $\gamma_2$ , are properly embedded in  $\Gamma_2$ . Since  $R$  is a disk properly embedded in the solid torus  $T_2$ , both  $\gamma_1$  and  $\gamma_2$  must be  $\partial$ -parallel in  $\Gamma_2$ . Moreover, since each arc in  $A_1 \cap A_2$  is essential in both  $A_1$  and  $A_2$ ,  $\partial\gamma_1$  and  $\partial\gamma_2$  lie in different components of  $\partial\Gamma_2$ . Thus  $\gamma_1$  and  $\gamma_2$  and two subarcs of  $\partial A_2$  (from different components of  $\partial A_2$ ) bound two disjoint disks  $d_1$  and  $d_2$  in  $\partial M$  respectively. After naturally deforming  $\partial A_1 \cup \partial A_2$  into a train track,  $d_1$  and  $d_2$  become bigons or monogons. Since  $\partial A_1 \cap \partial A_2$  is bigon-efficient, every bigon contains the vertex of the triangulation. Since every monogon also must contain the vertex, this contradicts that  $d_1$  and  $d_2$  are disjoint and there is only one vertex in the triangulation.  $\square$

**Corollary 5.11** *Suppose  $A_1 \cap A_2$  is bigon-efficient. Suppose  $A_1$  is of type I relative to  $A_2$ . Then every arc of  $\Gamma_1 \cap \partial A_2$  is of type I in  $\Gamma_1$  and every arc of  $\Gamma_2 \cap \partial A_1$  is of type II in  $\Gamma_2$ .*

**Proof** By Lemma 5.10, no arc component of  $A_1 \cap A_2$  is essential in both  $A_1$  and  $A_2$ . Now the corollary follows from Lemma 5.9.  $\square$

Next we study the intersection patterns of 3 normal annuli carried by  $B$ .

**Lemma 5.12** *Let  $A_1, A_2$  and  $A_3$  be pairwise bigon-efficient normal annuli carried by  $B$ . Suppose  $A_1$  is of type I relative to  $A_2$  and  $\partial A_1 \cap \partial A_3 \neq \emptyset$ . Then,*

- (1)  $A_1$  must be of type I relative to  $A_3$  and
- (2)  $\partial A_2 \cap \partial A_3 = \emptyset$ .

**Proof** Since  $\partial A_1 \cap \partial A_3 \neq \emptyset$ , by Lemmas 5.10 and 5.9, either  $A_1$  is of type I relative to  $A_3$  or  $A_3$  is of type I relative to  $A_1$ . Suppose part (1) is not true and  $A_3$  is of type I relative to  $A_1$ . So by Lemma 5.9 and Proposition 5.2,  $\Gamma_3$  contains the vertex of the triangulation. Moreover, since  $A_1$  is of type I relative to  $A_2$ , both  $\Gamma_1$  and  $\Gamma_3$  contain the vertex.

Let  $R$  be the component of  $\Gamma_1 \cap \Gamma_3$  that contains the vertex of the triangulation. By Lemma 5.9,  $\partial A_1 \cap \Gamma_3$  consists of type I arcs in  $\Gamma_3$ , so  $R$  is a quadrilateral that naturally deforms into a bigon. Two opposite edges of  $\partial R$ , denoted by  $r_1$  and  $r_2$ , are components of  $\Gamma_1 \cap \partial A_3$ . By Lemma 5.9,  $r_1$  and  $r_2$  are type II arcs in  $\Gamma_1$ , see Figure 5.3(a) for a picture of  $R$ . Let  $r_3$  and  $r_4$  be the other two edges of  $R$ . Hence,  $r_3 \cup r_4$  are two components of  $\partial A_1 \cap \Gamma_3$  and  $r_3$  and  $r_4$  are of type I in  $\Gamma_3$ .

Since  $A_1$  is of type I relative to  $A_2$ , every component of  $\partial A_2 \cap \Gamma_1$  is of type I in  $\Gamma_1$  and  $\partial A_1 \cup (\partial A_2 \cap \Gamma_1)$  forms a standard Reeb train track.

**Case 1**  $(\partial A_2 \cap \Gamma_1) \cap (r_1 \cup r_2) = \emptyset$

If a component of  $\partial A_2 \cap \Gamma_1$  lies outside  $R$ , as shown in Figure 5.3(a), it creates a monogon region outside  $R$ . Since any monogon region contains the vertex, this contradicts that  $R$  contains the vertex. Thus  $\partial A_2 \cap \Gamma_1 \subset R$ .

Next we view  $R$  as a quadrilateral in  $\Gamma_3$ . Hence  $r_3$  and  $r_4$  are type I arcs in  $\Gamma_3$ . Each component of  $\partial A_2 \cap R$  is an arc with one endpoint in  $r_3$  and the other endpoint in  $r_4$ .

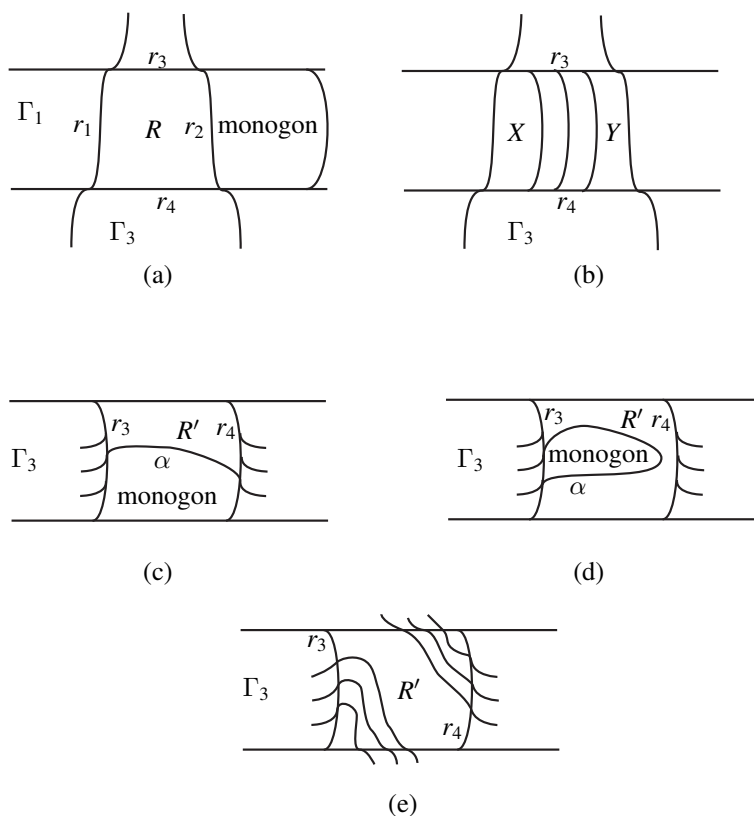


Figure 5.3

Moreover, as shown in Figure 5.3(b), after deforming into a train track,  $\partial A_2 \cap R$  cuts  $R$  into a monogon region  $X$ , a 3-prong triangle  $Y$ , and a collection of bigons.

Now we consider the disk  $R' = \overline{\Gamma_3 - R}$ . We first consider the possibility that there is an arc  $\alpha$  of  $\partial A_2 \cap R'$  with both endpoints in  $r_3 \cup r_4$ . Note that  $\partial A_2 \cap R$  is as shown in Figure 5.3(b), so this configuration fixes the switching direction of  $\partial \alpha$  in the train track. There are two cases to consider: (1) both endpoints of  $\alpha$  lie in  $r_3$  (or  $r_4$ ) and (2) one endpoint of  $\alpha$  lies in  $r_3$  and the other lies in  $r_4$ . As shown in Figure 5.3(c) and (d), in either case,  $\alpha$  produces a monogon in  $R'$ , which means the vertex of the triangulation lies in  $R'$  and contradicts the assumption that  $R$  contains the vertex. Thus, every component of  $\partial A_2 \cap R'$  has one endpoint in  $r_3 \cup r_4$  and the other endpoint in  $\partial \Gamma_3 \cap \partial R'$ .

After deforming into a train track,  $R'$  becomes a bigon. Since  $R'$  does not contain the

vertex,  $\partial A_2$  cuts  $R'$  into a collection of disks, each of which becomes a bigon after deformed into a train track. Because of the switching direction of the train track at  $\partial A_2 \cap (r_3 \cup r_4)$ , as shown in Figure 5.3(e), the arcs with an endpoint in  $r_4$  must have the same configuration. Otherwise, these arcs would create a monogon in  $R'$ . Furthermore, since every arc of  $\partial A_2 \cap \Gamma_3$  is essential in  $\Gamma_3$  by Lemma 5.9, the arcs with an endpoint in  $r_3$  must also have the same configuration as shown in Figure 5.3(e). In other words, Figure 5.3(e) is the only possible configuration for  $\partial A_2 \cap R'$ .

As shown in Figure 6.1(a) and (b), given a component  $\alpha$  of  $\partial A_3$  and any arc  $\beta$  intersecting  $\alpha$ , there are essentially two different switching directions at  $\alpha \cap \beta$  along  $\alpha$ . By examining the switching directions of the train track at  $\partial A_2 \cap \partial A_3$  in  $\partial R'$  along  $\partial A_3$  as shown in Figure 5.3(e), we can see that each component of  $\partial A_2 \cap \Gamma_3$  must be of type *II* in  $\Gamma_3$ . Moreover, as shown in Figure 5.3(e), the argument above implies that the switching directions (of the train track) at the intersection points of  $\partial A_2$  with any component of  $\partial A_3$  are all the same. However, by part (3) of Lemma 5.9, the conclusion that  $\partial A_2 \cap \Gamma_3$  contains a type *II* arc in  $\Gamma_3$  implies that  $\partial A_3 \cap \Gamma_2$  consists of type *I* arcs in  $\Gamma_2$ . This means that there are two arcs of  $\partial A_2 \cap \Gamma_3$ , similar to the  $r_1$  and  $r_2$  in Figure 5.3(a), whose endpoints on a component of  $\partial \Gamma_3$  have opposite switching direction. This contradicts the previous conclusion (as depicted in Figure 5.3(e)) that all the switching directions at such points are the same.

**Case 2**  $(\partial A_2 \cap \Gamma_1) \cap (r_1 \cup r_2) \neq \emptyset$

We will perform some normal isotopies so that  $(\partial A_2 \cap \Gamma_1) \cap (r_1 \cup r_2) = \emptyset$  after the isotopies.

Let  $\alpha_i \subset \partial A_i$  ( $i = 1, 2, 3$ ) be 3 arcs intersecting each other and forming a triangle  $\Delta$  as shown in Figure 5.4. Suppose  $\Delta$  naturally deforms into a bigon and  $\Delta$  does not contain the vertex of the triangulation. Then, as shown in Figure 5.4, the isotopy on  $\alpha_3$ , fixing  $\alpha_1$  and  $\alpha_2$ , is a normal isotopy. Next we will fix  $\partial A_1 \cup \partial A_3$  and perform some isotopies as in Figure 5.4 so that  $(\partial A_2 \cap \Gamma_1) \cap (r_1 \cup r_2) = \emptyset$  after the isotopies. Each isotopy pushes an intersection point of  $\partial A_2 \cap \partial A_3$  out of  $\Gamma_1$ .

Let  $\alpha$  be a component of  $\partial A_2 \cap \Gamma_1$  and suppose  $\alpha \cap (r_1 \cup r_2) \neq \emptyset$ . Let  $\alpha_1$  and  $\alpha_2$  be the closure of the components of  $\alpha - (r_1 \cup r_2)$  that contain  $\partial \alpha$ . So  $\alpha_i$  ( $i = 1, 2$ ) has one endpoint in  $\partial A_1$  and the other endpoint in  $r_1 \cup r_2$ . Thus  $\alpha_1$  and  $\alpha_2$  are the edges of two triangles  $\Delta_1$  and  $\Delta_2$  respectively formed by  $\partial A_1$ ,  $\partial A_2$  and  $\partial A_3$ . Since the two endpoints of  $\alpha$  lie in different components of  $\partial \Gamma_1$ ,  $\Delta_1$  and  $\Delta_2$  are not nested. Without loss of generality, we may assume each  $\Delta_i$  is innermost, ie,  $\text{int}(\Delta_i) \cap (\partial A_1 \cup \partial A_2 \cup \partial A_3) = \emptyset$  for both  $i = 1, 2$ . After deforming  $\partial A_1 \cup \partial A_2 \cup \partial A_3$

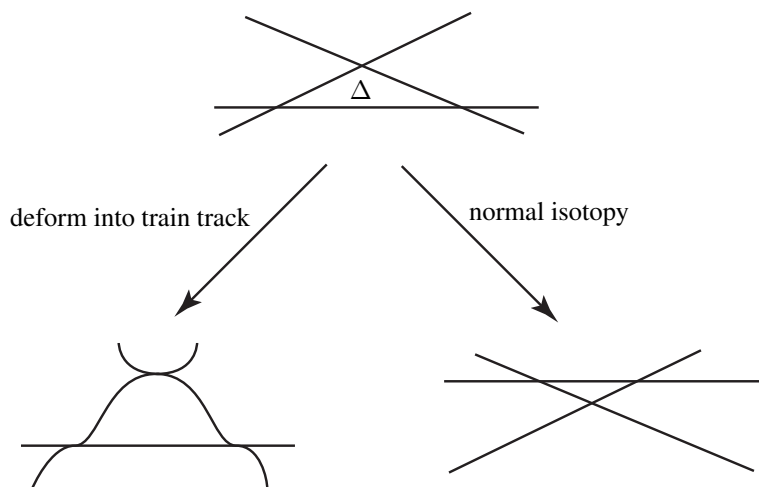


Figure 5.4

into a train track, each  $\Delta_i$  becomes either a bigon or a monogon. Since each monogon contains the vertex of the triangulation, at least one  $\Delta_i$  is a bigon that does not contain the vertex. Hence a normal isotopy on  $\partial A_2$ , as shown in Figure 5.4 pushes an intersection point of  $\partial A_2 \cap (r_1 \cup r_2)$  out of  $\Gamma_1$ . So after finitely many such normal isotopies,  $(\partial A_2 \cap \Gamma_1) \cap (r_1 \cup r_2) = \emptyset$  and we can apply Case 1 to obtain a contradiction.

Therefore,  $A_1$  is of type *I* relative to both  $A_2$  and  $A_3$  and part (1) of the lemma holds. If  $\partial A_2 \cap \partial A_3 \neq \emptyset$ , then by Lemma 5.9 and Lemma 5.10, either  $A_2$  is of type *I* relative to  $A_3$ , or  $A_3$  of type *I* relative to  $A_2$ . Both possibilities contradict part (1), since  $A_1$  is of type *I* relative to both  $A_2$  and  $A_3$ .  $\square$

## 6 Boundary curves

Suppose  $A_1 \cap A_2$  is bigon-efficient. If  $A_1 \cap A_2$  contains a closed curve, by Lemma 5.9, all the components of  $A_1 \cap A_2$  must be closed essential curves. After performing canonical cutting and pasting along these curves, we get a pair of disjoint annuli  $A'_1$ ,  $A'_2$  and a possible collection of tori  $T$ . Clearly,  $A_1 + A_2 = A'_1 + A'_2 + T$ . In particular,  $\text{weight}(A'_1 + A'_2) \leq \text{weight}(A_1 + A_2)$ .

Let  $A_1, \dots, A_n$  be a fixed set of normal annuli carried by  $B$ . We consider  $m_i$  parallel copies of  $A_i$  ( $i = 1, \dots, n$ ). Then we can perform the isotopy and cutting and pasting above on each pair of the  $\sum_{i=1}^n m_i$  annuli, so that each pair of resulting set of annuli

are bigon-efficient and have no closed intersection curve. So there is a set of normal annuli  $\mathcal{A}$  such that for any set of nonnegative integers  $m_i$ , there is a collection of annuli  $A'_1, \dots, A'_k$  in  $\mathcal{A}$  such that

- (1)  $\sum_{i=1}^n m_i A_i = T + \sum_{i=1}^k m'_i A'_i$ , where  $T$  is a collection of normal tori.
- (2)  $A'_1, \dots, A'_k$  are pairwise bigon-efficient
- (3)  $A'_i \cap A'_j$  contains no closed curve for any  $i \neq j$ .

We claim that one can choose  $\mathcal{A}$  to be a finite set of annuli. Let  $\partial\mathcal{A}$  be the set of boundary curves of all possible normal annuli resulting from the normal isotopies and canonical cutting and pasting as above (among all possible  $m_i$ 's). Since the operations that make  $A_k \cap A_j$  bigon-efficient, when restricted to  $\partial M$ , are simply cutting and pasting on bigons in  $\partial M$ ,  $\partial\mathcal{A}$  is a finite set of normal curves. Now suppose there is an infinite set of normal annuli, denoted by  $\mathcal{D}$ , in  $\mathcal{A}$  with the same pair of boundary curves. Then by the normal surface theory, there must be two annuli in  $\mathcal{D}$ , say  $A'_i$  and  $A'_j$  such that  $A'_j = T' + A'_i$  where  $T'$  is a collection of normal tori. This means that  $A'_j$  is redundant as we can use  $T' + A'_i$  instead. Therefore, we may choose  $\mathcal{A}$  to be a finite set and there is an algorithm to find all the annuli in  $\mathcal{A}$  using normal surface theory.

We are mainly interested in the boundary curves. In the conclusion (1) above, clearly  $\sum_{i=1}^n m_i \partial A_i = \sum_{i=1}^k m'_i \partial A'_i$  in  $\partial M$ .

Since each  $A'_i$  is also a normal annulus,  $A'_i$  is  $\partial$ -parallel in  $\partial M$ . We use  $\Gamma'_i$  to denote the subannulus of  $\partial M$  isotopic to  $A'_i$  and with  $\partial\Gamma'_i = \partial A'_i$ .

Let  $\mathcal{S}$  be the union of a fixed set of pairwise disjoint compact surfaces carried by  $B$ . Since  $\partial\mathcal{S}$  is carried by the train track  $\partial B$  and  $\partial B$  does not carry any trivial circle, every component of  $\partial\mathcal{S}$  is an essential normal curve. Next we consider  $\partial\mathcal{S} + \sum m_i \partial A'_i$ . Our goal is to prove the following lemma.

**Lemma 6.1** *Let  $\mathcal{S}$  and  $A'_i$  be as above. Then the diameter of the set  $\{\partial\mathcal{S} + \sum m_i \partial A'_i\}$  (for all nonnegative integers  $m_i$ ) in the curve complex  $\mathcal{C}(F)$  is bounded.*

Suppose  $A'_1$  and  $A'_2$  are of type *I* relative to  $A'_i$  and  $A'_j$  respectively. If  $\partial A'_1 \cap \partial A'_2 \neq \emptyset$ , then by Lemma 5.9 and Lemma 5.10, one of  $A'_1$  and  $A'_2$  is of type *II* relative the other, contradicting Lemma 5.12. Thus  $\partial A'_1 \cap \partial A'_2 = \emptyset$ . Since both  $\Gamma'_1$  and  $\Gamma'_2$  contain the vertex of the triangulation by Proposition 5.2 and since  $A'_1 \cap A'_2$  contains no closed curve,  $\Gamma'_1$  and  $\Gamma'_2$  must be nested and  $\partial A'_1$  must be normally isotopic to  $\partial A'_2$ . Thus we have  $m_1 \partial A'_1 + m_2 \partial A'_2 = (m_1 + m_2) \partial A'_1$ .

We say  $A'_i$  is of type *I* if  $A'_i$  is of type *I* relative to one of  $A'_1, \dots, A'_k$ . The argument above implies that the boundary of all the type *I* annuli are normally parallel. Moreover,



by [Lemma 5.9](#) and [Lemma 5.12](#), those annuli among  $A'_1, \dots, A'_k$  that are not of type  $I$  are pairwise disjoint.

Next we will only focus on the boundary curves of  $A'_1, \dots, A'_k$ . If no  $A'_i$  is of type  $I$ , then [Lemma 5.9](#) and [Lemma 5.10](#) imply that these  $A'_i$ 's are mutually disjoint. Suppose  $A'_1$  a type  $I$  annulus. Since the boundary of other type  $I$  annuli are normally parallel to  $\partial A'_1$ , without loss of generality, we may assume  $A'_1$  is the only type  $I$  annulus in  $A'_1, \dots, A'_k$ . By [Lemma 5.9](#) and [Lemma 5.12](#), this implies  $A'_2, \dots, A'_k$  are pairwise disjoint. Let  $\gamma_i$  be a component of  $\partial A_i$  and  $k_i$  the number of intersection points of  $\gamma_i$  with  $\partial S$ .

**Lemma 6.2** *The distance between  $\gamma_j$  ( $j \neq 1$ ) and  $\partial S + \sum_{i=2}^k m_i \partial A'_i$  is at most  $2 + 2 \log_2 k_j$ .*

**Proof** By our earlier assumptions,  $A'_2, \dots, A'_k$  are mutually disjoint. So  $\sum_{i=2}^k m_i \partial A'_i$  is a union of disjoint curves and we may regard  $\gamma_j$  ( $j \neq 1$ ) as a component of  $\sum_{i=2}^k m_i \partial A'_i$ . Since the number of intersection points of  $\gamma_j$  with  $\partial S$  is  $k_j$ , the intersection number of  $\gamma_j$  and  $\partial S + \sum_{i=2}^k m_i \partial A'_i$  is at most  $k_j$ . Now it is clear that [Lemma 6.2](#) follows from [[7](#), Lemma 2.1], which says that the distance between any two curves with intersection number  $k$  is at most  $2 + 2 \log_2 k$ .  $\square$

Note that [Lemma 6.2](#) implies [Lemma 6.1](#) in the case that no  $A'_i$  is of type  $I$ .

**Lemma 6.3** *If there is some  $\partial A'_j$  ( $j \neq 1$ ) disjoint from  $\partial A'_1$ , then the distance between  $\gamma_j$  and  $\partial S + \sum_{i=1}^k m_i \partial A'_i$  is at most  $2 + 2 \log_2 k_j$ .*

**Proof** The proof is identical to that of [Lemma 6.2](#). Since  $A'_2, \dots, A'_k$  are mutually disjoint,  $\gamma_j$  can be viewed as a component of  $\sum_{i=1}^k m_i \partial A'_i$ . So the intersection number of  $\gamma_j$  and  $\partial S + \sum_{i=1}^k m_i \partial A'_i$  is at most  $k_j$  and [Lemma 6.3](#) follows from Lemma 2.1 of [[7](#)].  $\square$

So to prove [Lemma 6.1](#), we may assume  $\partial A'_i \cap \partial A'_1 \neq \emptyset$  for each  $i \neq 1$ . As  $A'_1$  is of type  $I$ , every component of  $\partial A'_i \cap \Gamma'_1$  is a type  $I$  arc in  $\Gamma'_1$ .

Let  $\alpha_1$  and  $\alpha_2$  be the two components of  $\partial A'_1$ . We fix a direction for the circle  $\alpha_1$  and assign the same direction to  $\alpha_2$ . Let  $\beta$  be an arc carried by  $\partial B$  and intersecting  $\alpha_i$  ( $i = 1$  or  $2$ ) in one point. We say  $\beta$  and the point  $\beta \cap \alpha_i$  are of positive (resp. negative) type if  $\alpha_i \cup \beta$  deforms into a train track as in [Figure 6.1\(a\)](#) (resp. [Figure 6.1\(b\)](#)). Note that a curve carried by the train track [Figure 6.1\(a\)](#) or (b) is a spiral around  $\alpha_i$ . We

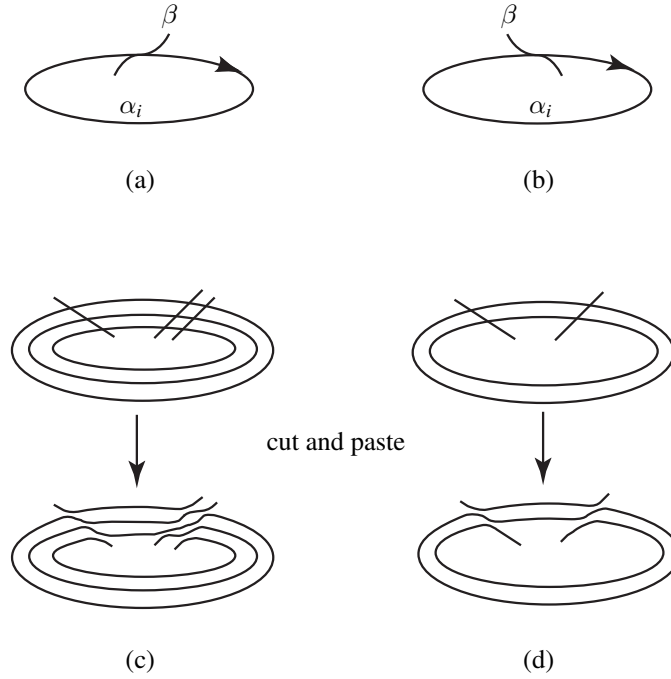


Figure 6.1

call a spiral carried by the train track in Figure 6.1(a) (resp. Figure 6.1(b)) a positive (resp. negative) spiral.

Let  $S$  be any compact surface carried by  $B$  and suppose  $A'_1 \cap S$  contains an arc component  $\gamma$ . Then there are two cases (1)  $\gamma$  is  $\partial$ -parallel in  $A'_1$  and (2)  $\gamma$  is an essential arc in  $A'_1$ . Since both  $S$  and  $A'_1$  are carried by the same branched surface, as in [6], in either case, one endpoint of  $\gamma$  is of positive type and the other endpoint is of negative type. Let  $P_i$  ( $i = 1, 2$ ) be the number of points in  $\partial S \cap \alpha_i$  of positive type and  $N_i$  the number of points in  $\partial S \cap \alpha_i$  of negative type. The argument above implies that  $P_1 + P_2 = N_1 + N_2$ .

Let  $N(\alpha_i)$  ( $i = 1, 2$ ) be a small annular neighborhood of  $\alpha_i$  in  $\partial M$ . We consider  $\partial S + m\alpha_i$  restricted to  $N(\alpha_i)$ . As depicted in Figure 6.1(c), if  $P_i \neq N_i$  and  $m \geq \min\{N_i, P_i\}$ , then  $\partial S + m\alpha_i$  restricted to  $N(\alpha_i)$  consists of  $|P_i - N_i|$  spirals and  $2 \min\{N_i, P_i\}$   $\partial$ -parallel arcs in  $N(\alpha_i)$ . As shown in Figure 6.1(d), if  $N_i = P_i$  and  $m > \min\{N_i, P_i\}$ , at least one component of  $\partial S + m\alpha_i$  is parallel to  $\alpha_i$  and hence we may view the distance  $d_{C(F)}(\partial S + m\alpha_i, \alpha_i) \leq 1$ . Without loss of generality, we may assume  $P_1 > N_1$ . Since  $P_1 + P_2 = N_1 + N_2$ ,  $P_2 < N_2$ . So if  $m \geq \max\{N_1, P_2\}$ ,  $\partial S + m\partial A'_1$  has

$r = P_1 - N_1 = N_2 - P_2$  positive spirals in  $N(\alpha_1)$  and  $r$  negative spirals in  $N(\alpha_2)$ .

Now we assume  $m \geq \max\{N_1, P_2\}$  and consider  $\partial S + m\partial A'_1$  restricted to  $N(\Gamma'_1)$ , which is a small neighborhood of  $\Gamma'_1$  in  $\partial M$ . The positive and negative spirals in  $N(\alpha_1)$  and  $N(\alpha_2)$  are connected by some arcs of  $\partial S \cap \Gamma'_1$ . First suppose two positive spirals are connected by an arc in  $\partial S \cap \Gamma'_1$ . Then this arc and the two spirals in  $N(\alpha_1)$  form a monogon whose “tail” spirals along  $\alpha_1$ . Moreover, since the number of negative spirals equals the number of positive spirals, there must be an arc of  $\partial S \cap \Gamma'_1$  connecting two negative spirals in  $N(\alpha_2)$  and hence forming another monogon, as shown in Figure 6.2(a). Since each monogon must contain the vertex of the triangulation, this is a contradiction. Thus every positive spiral in  $N(\alpha_1)$  is connected to a negative spiral in  $N(\alpha_2)$  by an arc in  $\partial S \cap \Gamma'_1$ . The standard picture of these arcs are type *I* arcs whose two ends spiraling around  $\partial A'_1$ . Therefore, as shown in Figure 6.2(b),  $(\partial S + m\partial A'_1) + \partial A'_1$  is isotopic to  $\partial S + m\partial A'_1$ .

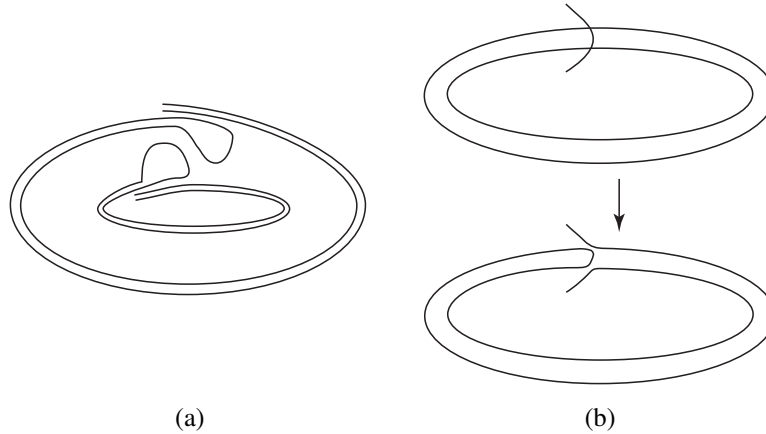


Figure 6.2

Now we assume the surface  $S$  in the argument above is the resulting surface of  $S + \sum_{i=2}^n m_i A'_i$  and let  $\sigma = \sum_{i=2}^n m_i$ . Clearly, there is a number  $K$  depending on  $S \cap A'_1$  and  $A'_i \cap A'_1$ , such that  $K\sigma \geq \max\{P_1, N_1, P_2, N_2\}$ . Thus by the discussion above, if  $P_1 \neq N_1$  and  $m_1 \geq K\sigma$ , the set of curves  $\{\partial S + m_1 \partial A'_1\}$  are all isotopic. Moreover, by Lemma 6.2, the set of curves  $\{\partial S + \sum_{i=2}^n m_i \partial A'_i\}$  for all  $m_i$  ( $i = 2, \dots, n$ ) has bounded diameter. As  $S = S + \sum_{i=2}^n m_i A'_i$ , by the argument above, if  $N_1 = P_1$  Lemma 6.1 holds, and if  $P_1 \neq N_1$ , Lemma 6.1 holds under the condition that  $m_1 \geq K\sigma$ . Next we consider the case that  $m_1 < K\sigma$ . By our assumptions,  $A'_1$  is the only type *I* annulus and  $\partial A'_1 \cap \Gamma'_1$  consists of type *I* arcs in  $\Gamma'_1$ . So, as in Figure 6.2(b),  $\sum_{i=1}^n m_i \partial A'_i$  is isotopic to  $\sum_{i=2}^n m_i \partial A'_i$ . Thus  $\sum_{i=1}^n m_i \partial A'_i$  consists of  $2\sigma$  closed curves.

Let  $\omega$  be the maximal weight of  $\partial A'_i$  among all  $i$ . So if  $m_1 < K\sigma$ , the total weight of  $\sum_{i=1}^n m_i \partial A'_i$  is less than  $K\sigma\omega + \sigma\omega = (K+1)\sigma\omega$ . Since  $\sum_{i=1}^n m_i \partial A'_i$  consists of  $2\sigma$  closed curves, there is a component  $\gamma$  of  $\sum_{i=1}^n m_i \partial A'_i$  with weight less than  $(K+1)\omega/2$ . Up to normal isotopy, there are only finitely many curves with weight under  $(K+1)\omega/2$ . So there is a number  $K'$  such that  $|\partial S \cap \gamma| \leq K'$ . As in the proof of [Lemma 6.2](#), by a theorem of Hempel [7], the distance between  $\partial S + \sum_{i=1}^n m_i \partial A'_i$  and  $\gamma$  is less than  $2 + 2 \log_2 K'$ . As  $\gamma$  is isotopic to a component of  $\partial A'_i$  for some  $i$ , in the case that  $m_1 < K\sigma$ , the distance between  $\partial S + \sum_{i=1}^n m_i \partial A'_i$  and some  $\partial A'_i$  is bounded by a number that depends only on  $K$ ,  $\partial S$  and the  $\partial A'_i$ 's.

Therefore, combining the two cases above, [Lemma 6.1](#) holds. Moreover, it follows from the proof that the diameter of the set  $\{\partial S + \sum_{i=1}^n m_i \partial A'_i\}$  can be found algorithmically.

Now [Theorem 1.2](#) follows from [Lemma 6.1](#) and the discussions in [Section 4](#).

**Theorem 1.2** *Let  $M$  be a simple 3-manifold with connected boundary and a 0-efficient triangulation. Let  $S_k$  be the set of normal and almost normal surfaces satisfying the following two conditions*

- (1) *the boundary of each surface in  $S_k$  consists of essential curves in  $\partial M$*
- (2) *the Euler characteristic of each surface in  $S_k$  is at least  $-k$ .*

*Let  $C_k$  be the set of boundary curves of surfaces in  $S_k$ . Then  $C_k$  has bounded diameter in the curve complex of  $\partial M$ . Moreover, there is an algorithm to find the diameter.*

**Proof** Let  $S$  be a normal or an almost normal surface with  $-\chi(S) \leq k$ . So we have  $S = \mathcal{S} + C + \sum m_i A_i$ , where  $C$  is a closed surface and  $A_i$  is a normal annulus in the fundamental solution. Moreover, by [Proposition 4.4](#), there are only finitely many possible surfaces for  $S$ .

If we fix a  $S$ , then [Lemma 6.1](#) says that  $\{\partial S = \partial \mathcal{S} + \sum m_i \partial A_i\}$  has bounded diameter. Since there are only finitely many choices for  $S$ ,  $C_k$  has bounded diameter. It follows from the proof that there is an algorithm to find this diameter.  $\square$

**Proof of Theorem 1.1** [Theorem 1.1](#) follows immediately from [Theorem 1.2](#) and the discussions in [Section 2](#) and [Section 3](#). By [Corollary 3.5](#), there is surface  $S_i$  ( $i = 1, 2$ ) properly embedded in  $M_i$ , such that  $S_i$  is either essential or  $\partial$ -strongly irreducible in  $M_i$  and the distance  $d_{\mathcal{C}(F)}(\phi(\partial S_1), S_2)$  is at most  $2g - 2$ , where  $g = g(M_1) + g(M_2) - g(F)$ . By [5] and a theorem in [2] (see the Appendix below for a workaround for [2]),  $S_i$  is isotopic to a normal or an almost normal surface for any 0-efficient triangulation of  $M_i$ , see [Remark 3.6](#). Now we choose a 0-efficient triangulation for  $M_i$  and [Theorem 1.1](#) follows from [Theorem 1.2](#).  $\square$

## Appendix

The purpose of this appendix is to address an issue in the proof of [2, Corollary 8.9]. While Bachman insists the proof is correct, there is a concern on the thin-position argument for manifolds with boundary in the proof of [2, Lemma 8.5]. The following is a workaround suggested by the referee.

Note that an essential surface is isotopic to a normal surface with respect to any triangulation, so the issue here is on  $\partial$ -strongly irreducible surfaces. Suppose  $S_1$  is a strongly irreducible and  $\partial$ -strongly irreducible surface properly embedded in  $M_1$  as in Lemma 3.3 and Corollary 3.5. It follows from the sweepout argument in [3] that  $S_1$  is compressible on both sides (see Theorem 3.2), and  $\partial S_1$  consists of essential curves in  $\partial M_1$  (see the proof of Corollary 3.4). Next we show that  $S_1$  does not admit nested  $\partial$ -compressions.

Suppose  $S_1$  admits nested  $\partial$ -compressions, then we can find a disk  $D$  such that  $\partial D = \alpha \cup \beta$ ,  $\alpha \subset \partial M_1$ ,  $\beta \subset S_1$ , and  $\text{int}(D) \cap S_1 \neq \emptyset$  consists of non-nested arcs. Let  $\beta_1, \dots, \beta_k$  be the arcs of  $\text{int}(D) \cap S_1$  and  $\delta_i$  ( $i = 1, \dots, k$ ) the subdisk of  $D$  bounded by  $\beta_i$  and a subarc of  $\alpha$ . By our assumption,  $\delta_i \cap \delta_j = \emptyset$  if  $i \neq j$ . We may assume that each  $\delta_i$  is a  $\partial$ -compressing disk on the same side of  $S_1$ . Moreover, we may choose  $D$  so that  $k > 0$  and  $k$  is minimal among all such disks  $D$ . Let  $Q = D - \bigcup_{i=1}^k \text{int}(\delta_i)$ . Since  $S_1$  is compressible on both sides, there is a compressing disk  $D'$  on the opposite side of  $\delta_i$  or equivalently on the same side as  $Q$ . We may assume  $D' \cap Q$  contains no closed curve. Since  $S_1$  is  $\partial$ -strongly irreducible,  $D' \cap \beta_i \neq \emptyset$  for each  $i$ . Let  $\gamma$  be an arc of  $D' \cap Q$  that is outermost in  $D'$  and  $\Delta$  the subdisk of  $D'$  cut off by  $\gamma$  with  $\Delta \cap Q = \gamma$ . The arc  $\gamma$  cuts  $Q$  into two disks  $Q_1$  and  $Q_2$ . Thus either (1)  $Q_i \cup \Delta$  ( $i = 1$  or  $2$ ) is a compressing disk disjoint from some  $\delta_i$ , a contradiction to the  $\partial$ -strong irreducibility, or (2) the union of  $Q_i \cup \Delta$  ( $i = 1$  or  $2$ ) and some  $\delta_j$ 's form a new disk similar to  $D$ , which contradicts the assumption that  $k$  is minimal. Thus  $S_1$  does not admit nested  $\partial$ -compressions.

We call the two sides of  $S_1$  plus and minus sides. By the definition of strongly irreducible surfaces (Theorem 3.2),  $S_1$  is compressible on both sides. If we perform a maximal compression on the plus side of  $S_1$  and discard the closed surface components, then we get a surface  $S_1^+$ . Since  $S_1$  is  $\partial$ -strongly irreducible,  $S_1^+$  is incompressible and  $\partial$ -incompressible on the minus side. This basically follows from [4], see part (1) of [14, Lemma 5.5] for a proof for surfaces with boundary. Note that the proof of part (1) of [14, Lemma 5.5] does not mention  $\partial$ -compressing disks because the surface in [14] is strongly irreducible but may not be  $\partial$ -strongly irreducible. However, with the assumption of  $\partial$ -strong irreducibility, the same proof of [14] shows  $S_1^+$  is also

$\partial$ -incompressible on the minus side. Thus either  $S_1^+$  consists of  $\partial$ -parallel surfaces, or after some  $\partial$ -compressions on the plus side,  $S_1^+$  becomes an essential surface  $S'_1$  in  $M_1$  with  $d(\partial S_1^+, \partial S'_1) \leq -\chi(S_1^+)$ . As the argument for essential surfaces does not use Bachman's theorem [2], we may assume  $S_1^+$  is  $\partial$ -parallel. Since  $S_1$  has no nested  $\partial$ -compressions, the  $\partial$ -parallel components of  $S_1^+$  are not nested. We can also apply the same argument on the minus side of  $S_1$ . Therefore we may assume that  $S_1$  is a boundary-Heegaard surface as in [2].

Next we explain the controversial part of [2] which is pointed out by the referee. The proof of the main theorem in [2] is basically a thin-position argument in which the 1-skeleton of the triangulation is in thin position with respect a sweepout  $\{S_t\}$  of a boundary-Heegaard surface. A problem arises when a thick level surface admits a high disk  $D'$  and a low disk  $D$  with  $D \cap D' = \emptyset$ . If both  $D$  and  $D'$  lie in the interior of  $M_1$  then a simple isotopy as in [2, Figure 4] can reduce the width. The controversial part in [2] is the case that  $D'$  lies in the interior of  $M_1$  and  $D$  has a boundary arc in  $\partial M_1$ . Note that one can assume that  $D$  is a  $\partial$ -compressing disk, since otherwise there is a low disk totally in  $\partial M_1$  disjoint from  $D'$  and the usual isotopy can reduce the width. However, if  $D$  is a  $\partial$ -compressing disk, the usual width-reduction operation as above would be a  $\partial$ -compression along  $D$ , which is not an isotopy on the level surface any more. Below is a workaround for this situation.

We first glue a product  $F \times I$  ( $F = \partial M_1$ ) to  $M_1$  and obtain a manifold  $M'_1$  ( $M'_1 \cong M_1$ ). We can extend  $S_1$  to a surface  $S'_1$  properly embedded in  $M'_1$  by adding vertical annuli in  $F \times I$  along  $\partial S_1$ . We fix a 0-efficient triangulation of  $M_1$  and suppose  $F \times I$  is not triangulated.

We consider a special sweepout or foliation  $\{S_t\}$  as in [2] with the restriction that for each regular leaf  $S_t$ ,  $S_t \cap (F \times I)$  is obtained by pushing pairwise disjoint  $\partial$ -compressing disks of  $S_1$  (on the same side) into  $F \times I$ , and  $S_t \cap M_1$  is obtained by  $\partial$ -compressions on one side. Note that if a  $\partial$ -compression on  $S_1$  yields a  $\partial$ -parallel disk component, we also push the disk component into  $F \times I$ .

We now apply the thin-position argument on  $\{S_t \cap M_1\}$  and assume the 1-skeleton is in thin position. Suppose a thick level  $S_t$  admits a pair of disjoint high and low disks in the 2-skeleton. Let  $D$  be the low disk as explained above and suppose  $\partial D = \alpha \cup \beta$  with  $\alpha \subset S_t$  and  $\beta \subset \partial M_1$ . We may assume  $D$  is a  $\partial$ -compressing disk for  $S_t \cap M_1$ . Since  $S_1$  is  $\partial$ -strongly irreducible, the high disk lies in the interior of  $M_1$ . Thus we can perform an isotopy on the triangulation as in [2, Figure 4] by pushing the high disk down and the low disk up, which leads to a contradiction to the thin-position assumption. Note that the isotopy of pushing the low disk  $D$  into  $F \times I$  can be viewed as a  $\partial$ -compression

on  $S_1$  in  $M_1$ . Moreover, by the assumptions on  $S_1$ , after a  $\partial$ -compression on one side, there is no  $\partial$ -compressing disk in  $M_1$  on the other side, hence all the  $\partial$ -compressions are on the same side.

Therefore the arguments in [2, 19] imply that one can isotope  $S'_1$  into a surface  $\Sigma'$  so that (1)  $\Sigma' \cap (F \times I)$  is obtained by pushing pairwise disjoint  $\partial$ -compressing disks of  $S_1$  (on the same side) into  $F \times I$ , and  $\Sigma = \Sigma' \cap M_1$  is obtained by  $\partial$ -compressions on one side, note that we also push the possible trivial disk components into  $F \times I$ , and (2)  $\Sigma$  is normal or almost normal with respect to the triangulation of  $M_1$ . Furthermore, after one more  $\partial$ -compression in a tetrahedron, we may assume the special type of almost normal pieces in Figure 9 of [2] does not appear. This implies that  $\partial\Sigma$  is normal in  $\partial M_1$ .

Now we study the property of  $\Sigma$  and  $\Sigma' \cap (F \times I)$ . First, since all the  $\partial$ -compressions occur on the same side of  $S_1$ , the trivial-circle components of  $\partial\Sigma$  (if any) are not nested. Since  $\partial\Sigma$  is normal and by part (a) of Proposition 4.3, this implies that  $\partial\Sigma$  contains at most one trivial-curve component. Note that  $\partial\Sigma \neq \emptyset$  since  $F$  is incompressible and  $S_1$  is a subsurface of a Heegaard surface.

If  $\partial\Sigma$  contains at least one essential curve, then as before, the distance  $d(\partial\Sigma, \partial S_1) < -\chi(S_1)$ , viewed in the curve complex  $\mathcal{C}(F)$ . Now we can prove the main theorem by applying the arguments in Sections 4, 5 and 6 on  $\Sigma$ , see Remark 3.6 and the remark before Proposition 4.3.

Therefore we may suppose  $\partial\Sigma$  is a single trivial vertex-linking curve in  $\partial M_1$ . Let  $\delta$  be the disk bounded by  $\partial\Sigma$  in  $\partial M_1$  and  $P = \Sigma' \cap (F \times I)$ . So  $P \cup \Sigma = \Sigma'$  and by the construction of  $\Sigma$ ,  $\delta \cup P$  is  $\partial$ -parallel in  $F \times I$ , in other words,  $P = \Sigma' - \text{int}(\Sigma)$  can be constructed by adding a vertical tube to a (once-punctured)  $\partial$ -parallel surface in  $F \times I$ .

Let  $F_- = \partial M_1 - \text{int}(\delta)$ . There is a natural projection from the arc-and-curve complex  $\mathcal{AC}(F_-)$  to the curve complex  $\mathcal{C}(\partial M_1) = \mathcal{C}(F)$  denoted by  $\pi: \mathcal{AC}(F_-) \rightarrow \mathcal{C}(F)$  as follows. We view  $F_- = F - \text{int}(\delta)$ . For any closed essential curve  $\gamma$  in  $F_-$ ,  $\gamma$  is also an essential curve in  $F$ , we set  $\pi([\gamma]) = [\gamma]$ . For any essential arc  $\alpha$  in  $F_-$ , let  $\hat{\alpha}$  be the closed curve obtained by connecting  $\partial\alpha$  by an arc properly embedded in the disk  $\delta$ . We define  $\pi([\alpha]) = [\hat{\alpha}]$ . Note that if two arcs  $\alpha \cap \beta = \emptyset$  in  $F_-$ , then  $\hat{\alpha} \cap \hat{\beta}$  is either empty or a single point. This means that if  $d(\alpha, \beta) = 1$  in  $\mathcal{AC}(F_-)$  then  $d(\pi(\alpha), \pi(\beta)) = d(\hat{\alpha}, \hat{\beta}) \leq 2$  in  $\mathcal{C}(F)$ .

Note that the disk  $\delta$  is a compressing disk for  $S'_1 = \Sigma'$ . We denote the two sides of  $S'_1$  using plus and minus and suppose  $\delta$  is on the plus side. Since  $S'_1$  is compressible on both sides, there is another compressing disk  $D$  on the minus side and  $\partial\delta \cap \partial D \neq \emptyset$  in



$S'_1$ . Since  $\Sigma$  is obtained by  $\partial$ -compressions on the plus side,  $\Sigma$  is  $\partial$ -incompressible on the minus side and  $D \cap \partial M_1 \neq \emptyset$ . Moreover,  $\partial M_1$  cuts  $D$  into a collection of subdisks and all the bigon disks lie in  $F \times I$  (since  $\Sigma$  is  $\partial$ -incompressible on the minus side in  $M_1$ ). Let  $D_1$  be such a bigon subdisk of  $D$  and suppose  $\partial D_1 = \alpha \cup \beta$ , where  $\alpha \subset \partial M_1$  and  $\beta \subset P$ . Let  $D_0$  be the subdisk of  $D$  adjacent to  $D_1$  with  $D_0 \cap D_1 = \alpha$  and  $D_0 \subset M_1$ . Since  $P$  can be obtained by adding a vertical tube to a punctured  $\partial$ -parallel surface in  $F \times I$ ,  $\hat{\alpha}$  and  $\partial S'_1$  project to disjoint curves in  $F$ , ie,  $d(\pi(\alpha), \partial S'_1) \leq 1$ .

Note that  $\Sigma$  cuts  $M_1$  into two submanifolds and we denote the one on the minus side by  $N$ . Clearly  $D_0$  is a compressing disk for  $N$ . For any compressing disk  $\Delta$  of  $N$ , since  $\Sigma$  is incompressible on the minus side,  $\partial \Delta \cap \partial \delta \neq \emptyset$ , ie,  $\partial \delta$  is disk-busting in  $N$ . For any compressing disk  $\Delta$  of  $N$ , we suppose  $|\partial \Delta \cap \partial \delta|$  is minimal among all disks in the isotopy class of  $\Delta$ . We fix an arc component  $\gamma_\Delta$  of  $\partial \Delta \cap \partial M_1$  for each  $\Delta$ . Let  $\mathcal{D}$  be the disk complex of  $\partial N$  (ie, curves of  $\partial N$  bounding compressing disks in  $N$ ). Define a projection  $\pi_A: \mathcal{D} \rightarrow \mathcal{AC}(F_-)$  as  $\pi_A([\partial \Delta]) = [\gamma_\Delta]$ . The following theorem in [11] was also independently proved by Masur and Schleimer.

**Theorem** ([11]) *Let  $N$  be as above,  $\mathcal{D}$  the disk complex, and  $F_-$  a compact essential subsurface of  $\partial N$ . Suppose  $\partial F_-$  is disk-busting in  $\partial N$ . Then either*

- (1)  *$N$  is an  $I$ -bundle of which  $F_-$  is a horizontal boundary component, or*
- (2) *the image  $\pi_A(\mathcal{D})$  of the disk complex has diameter at most 10 in  $\mathcal{AC}(F_-)$  and  $\pi \circ \pi_A(\mathcal{D})$  has diameter at most 20 in  $\mathcal{C}(F)$ .*

Note that part (a) of the theorem cannot happen in our case because otherwise one could isotope  $F$  to be disjoint from the Heegaard surface. Thus for any compressing disk  $\Delta$  of  $N$ ,  $d(\hat{\gamma}_\Delta, \hat{\alpha}) \leq 20$  in  $\mathcal{C}(F)$ , where  $\alpha$  is the arc  $D_1 \cap D_0$  above. Moreover, since  $d(\hat{\alpha}, \partial S_1) \leq 1$ , we have  $d(\hat{\gamma}_\Delta, \partial S_1) \leq 21$  for any compressing disk  $\Delta$  of  $N$ .

Let  $\Gamma$  be the set of almost normal surfaces in  $M_1$  such that for each surface  $X$  in  $\Gamma$ ,  $\partial X$  is a vertex linking circle in  $\partial M_1$  and  $\chi(X) \geq \chi(S_1)$ . As in Section 4 and Section 5, there is a finite collection of branched surfaces such that each surface in  $\Gamma$  is fully carried by a branched surface in the collection, and for each branched surface  $B$ ,  $\partial B$  a single trivial circle in  $\partial M_1$ . For any surface  $X$  in  $\Gamma$ ,  $\partial X$  bounds a disk  $\delta$  in  $\partial M_1$ . Let  $N$  be the closure of the component of  $M_1 - X$  that contains  $F_- = \partial M_1 - \delta$ . If  $X$  is fully carried by  $B$ , then  $N$  can be constructed by connecting some components of  $M_1 - \text{int}(N(B))$  using  $I$ -bundles. Although there may be infinitely many surfaces in  $\Gamma$ , since there are only finitely many branched surfaces and  $\chi(X)$  is bounded, there are only finitely many possible topological types for  $N$  and we can list them all. For each possible  $N$ , we randomly find a compressing disk  $\Delta$  for  $N$  and fix an arc  $\gamma_\Delta$  of  $\partial \Delta \cap F_-$ . So we can



construct finitely many closed curves  $\hat{\gamma}_\Delta$ . By the discussion above, if the gluing map  $\phi: \partial M_1 \rightarrow \partial M_2$  is so complex that  $d(\hat{\gamma}_\Delta, \partial S_1) > 21$  for each possible  $N$ , then it is impossible to have a surface  $S_1$  with all the requirements. This implies that the original Heegaard surface cannot be strongly irreducible and the theorem follows.

## References

- [1] **I Agol, T Li**, *An algorithm to detect laminar 3-manifolds*, Geom. Topol. 7 (2003) 287–309 [MR1988287](#)
- [2] **D Bachman**, *Heegaard splittings with boundary and almost normal surfaces*, Topology Appl. 116 (2001) 153–184 [MR1855961](#)
- [3] **D Bachman, S Schleimer, E Sedgwick**, *Sweepouts of amalgamated 3-manifolds*, Algebr. Geom. Topol. 6 (2006) 171–194 [MR2199458](#)
- [4] **A J Casson, C M Gordon**, *Reducing Heegaard splittings*, Topology Appl. 27 (1987) 275–283 [MR918537](#)
- [5] **W Floyd, U Oertel**, *Incompressible surfaces via branched surfaces*, Topology 23 (1984) 117–125 [MR721458](#)
- [6] **A E Hatcher**, *On the boundary curves of incompressible surfaces*, Pacific J. Math. 99 (1982) 373–377 [MR658066](#)
- [7] **J Hempel**, *3-manifolds as viewed from the curve complex*, Topology 40 (2001) 631–657 [MR1838999](#)
- [8] **W Jaco, J H Rubinstein**, *0-efficient triangulations of 3-manifolds*, J. Differential Geom. 65 (2003) 61–168 [MR2057531](#)
- [9] **W Jaco, E Sedgwick**, *Decision problems in the space of Dehn fillings*, Topology 42 (2003) 845–906 [MR1958532](#)
- [10] **M Lackenby**, *The Heegaard genus of amalgamated 3-manifolds*, Geom. Dedicata 109 (2004) 139–145 [MR2113191](#)
- [11] **T Li**, *Images of the disk complex*, preprint Available at <http://www2.bc.edu/~taoli/image.pdf>
- [12] **T Li**, *Heegaard surfaces and measured laminations. I. The Waldhausen conjecture*, Invent. Math. 167 (2007) 135–177 [MR2264807](#)
- [13] **M Scharlemann**, *Heegaard splittings of compact 3-manifolds*, from: “Handbook of geometric topology”, North-Holland, Amsterdam (2002) 921–953 [MR1886684](#)
- [14] **M Scharlemann**, *Proximity in the curve complex: boundary reduction and bicompressible surfaces*, Pacific J. Math. 228 (2006) 325–348 [MR2274524](#)

- [15] **M Scharlemann, A Thompson**, *Thin position for 3-manifolds*, from: “Geometric topology (Haifa, 1992)”, Contemp. Math. 164, Amer. Math. Soc., Providence, RI (1994) 231–238 [MR1282766](#)
- [16] **M Scharlemann, M Tomova**, *Alternate Heegaard genus bounds distance*, Geom. Topol. 10 (2006) 593–617 [MR2224466](#)
- [17] **J Schultens**, *The classification of Heegaard splittings for (compact orientable surface)  $\times S^1$* , Proc. London Math. Soc. (3) 67 (1993) 425–448 [MR1226608](#)
- [18] **J Souto**, *The Heegaard genus and distances in the curve complex*, preprint
- [19] **M Stocking**, *Almost normal surfaces in 3-manifolds*, Trans. Amer. Math. Soc. 352 (2000) 171–207 [MR1491877](#)

Department of Mathematics, Boston College  
Chestnut Hill, MA 02467, USA

[taoli@bc.edu](mailto:taoli@bc.edu)

<http://www2.bc.edu/~taoli>

Received: 19 November 2006      Revised: 31 August 2007