

COMINUSCULE TABLEAU COMBINATORICS

HUGH THOMAS AND ALEXANDER YONG

1. INTRODUCTION

Our goal is to study the tableau combinatorics supporting the cominuscule Schubert calculus rule of [ThomYong06]. Proctor's work [Proc04] on poset combinatorics, generalizing Schützenberger's [Schu77] *jeu de taquin* theory, was essential to our statement and proof. We separately revisit this here, by a cominuscule generalization of Haiman's complementary ideas on *dual equivalence* [Haim92]. Thereby, we introduce a reformulation of the rule, which avoids certain arbitrary choices demanded by the original version. At the same time, we obtain an alternative, independent proof of the *jeu de taquin* results needed in our earlier work. We also take this opportunity to extend Fomin's *growth diagrams* for *jeu de taquin* to the cominuscule setting and exploit their symmetry to prove a cominuscule extension of Schützenberger's *evacuation involution*.

These results are conceived as characteristic of our viewpoint that the tableau combinatorics making the cohomology of Grassmannians attractive should have natural cominuscule generalizations. This principle incorporates the standard maxim that the Young tableau combinatorics of Schur polynomials should have “shifted analogues” for Schur P - and Q -polynomials (although this is often used with representation theory of the symmetric group, rather than geometry of flag manifolds, in mind).

1.1. Lie-theoretic data and *jeu de taquin*. We recall background from [ThomYong06]. Let G be a complex, connected, reductive Lie group with root system Φ , positive roots Φ^+ and base of simple roots Δ . Fix a choice of maximal parabolic subgroup P associated to a **cominuscule** simple root $\alpha \in \Delta \setminus \Delta_P$, i.e., if $\alpha \in \Delta_P$ occurs in the simple root expansion of $2\beta - \alpha$, it does so with coefficient one. Associated to G is the **poset of positive roots** $\Phi_G = (\Phi^+; \preceq)$ defined by the transitive closure of the covering relation $\beta \preceq \alpha$ if $\alpha - \beta \in \Delta_P$. Let $\Phi_{G=P} = \{ \beta \in \Phi^+ : \beta \text{ contains } \alpha \text{ in its simple root expansion} \}$, the elements of which we refer to as **boxes**. Call the lower order ideals of $\Phi_{G=P}$ **straight shapes**, the set of which is denoted by $\mathcal{Y}_{G=P}$.

If β, γ are in $\mathcal{Y}_{G=P}$, their set-theoretic difference is the **skew shape** $\beta \setminus \gamma$. A **standard filling** of $\beta \setminus \gamma$ is a bijection $\text{label} : \beta \setminus \gamma \rightarrow \{1, 2, \dots, j\}$ with $\text{label}(x) < \text{label}(y)$ whenever $x \preceq y$ (where $j = |\beta \setminus \gamma|$ denotes the number of boxes of $\beta \setminus \gamma$). This gives a **standard tableau** T of **shape** $\beta \setminus \gamma = \text{shape}(T)$. Let $\text{SYT}_{G=P}(\beta \setminus \gamma)$ be the set of all such tableaux.

These tableaux have diagrams similar to those for Young tableaux; we now explain this. The **cominuscule flag varieties** G/P are classified into five infinite families and two exceptional cases. For the classical Lie types, we have: (A_{n-1}) : the **Grassmannian** $Gr(k; \mathbb{C}^n)$, (B_n) : the **odd quadric** Q^{2n-1} , (C_n) : the **Lagrangian Grassmannian** $LG(n; 2n)$, (D_n) : the **even dimension quadric** Q^{2n-2} and the **orthogonal Grassmannian** $OG(n+1; 2n+2)$. The corresponding posets $\Phi_{G=P}$ are the $k \times (n-k)$ rectangle, the $1 \times (2n-1)$ rectangle,

$\text{Gr}(k; \mathbb{C}^n) :$

1	3		
	2		
		4	



 ; $Q^{2n-1} :$

1	2	3		
---	---	---	--	--

 ; $\text{LG}(n; 2n) =$ $\text{OG}(n+2; 2n+4) :$

		3	4	
	1	2		

For the exceptional Lie types we have: (E_6) : the **Cayley plane** OP^2 , and (E_7) : an unnamed space $G_2(O^3; O^6)$, with posets:

$\mathcal{O}P^2$:  ; $G \wr (\mathcal{O}^3 \wr \mathcal{O}^6)$: 

Given $T \in \text{SYT}_{G=P}(\lambda) = \text{SYT}_{G=P}(\lambda)$ consider $x \in \lambda$, maximal in λ subject to the condition that it is below *some* box of $\lambda = \lambda$. Associate another standard tableau $\text{jdt}_x(T)$, called the **jeu de taquin slide** of T into x : Let y be the box of $\lambda = \lambda$ with the smallest label, among those covering x . Move $\text{label}(y)$ to x , leaving y vacant. Look for boxes of $\lambda = \lambda$ covering y and repeat, moving into y the smallest label among those boxes covering it. Then $\text{jdt}_x(T)$ results when no further slides are possible. The **rectification** of T is the result of iterating jeu de taquin slides until terminating at a straight shape standard tableau $\text{rectification}(T)$. For example, the rectification of the $G_{\mathbb{Z}}(K_{\mathbb{Z}}^n)$ tableau above is

3		
1	2	4

Also, given $T \in \text{SYT}_{G=\mathbb{P}}(n)$, consider $x \in [n]$ *minimal* in T subject to being *above* some element of $\text{Des}(T)$. The **reverse jeu de taquin slide** $\text{revjdt}_x(T)$ of T into x is defined similarly to a jeu de taquin slide, except we move into x the *largest* of the labels among boxes in $\text{Des}(T)$ covered by x .

We denote a sequence of slides by the sequence of boxes $(x_1; \dots; x_k)$ utilized.

1.2. Dual equivalence and the main results. We now give a cominuscule extension of Haiman’s dual equivalence [Haim92]: Two tableaux T and U are **dual equivalent**, denoted $T \sim_{\text{dual}} U$, if any sequence of slides and reverse slides $(x_1; ::; x_k)$ for T and U results in tableaux of the same shape. Clearly, $T \sim_{\text{dual}} U$ implies that $\text{shape}(T) = \text{shape}(U)$ and moreover, it is easy to prove \sim_{dual} is an equivalence relation on tableaux.

A shape **extends** if $[\]$ is a shape containing $\]$ and $\]$ respectively as complementary downclosed and upclosed subsets, of $[\]$. If A and B are standard tableaux such that $\text{shape}(B)$ extends $\text{shape}(A)$, let $A \cup B$ be the obvious standard tableau of shape $\text{shape}(A) \cup \text{shape}(B)$ where the labels of B are increased by $|\text{shape}(A)|$.

Now suppose that μ ; ν and λ are shapes such that μ extends λ and ν extends λ . Moreover, let $A; B; T$ and U be tableaux such that $\text{shape}(A) = \mu$, $\text{shape}(T) = \nu$, $\text{shape}(U) = \lambda$ and $\text{shape}(B) = \lambda$. Then it is straightforward [Haim92, Lemma 2.1] to show that

$$(1) \quad \text{if } T \downarrow_D U \text{ then } A \downarrow_T B \downarrow_D A \downarrow_U B.$$

Call the replacement of $X \Leftarrow A \downarrow_T B$ by $Y \Leftarrow A \downarrow_U B$ a **Haiman move**.

Theorem 1.1. *For a cominuscule $G \Leftarrow P$:*

- (I) *Any two standard fillings of a straight shape are dual equivalent.*
- (II) *$X; Y \in \text{SYT}_{G \Leftarrow P}(\lambda)$ are dual equivalent if and only if they are connected by a chain of elementary Haiman moves (1), i.e., where the number of boxes m of T and U is:*

	A_{n-1}	B_n	C_n	D_n	D_n	E_6	E_7
$G \Leftarrow P$	$Gr(k; C^n)$	Q^{2n-1}	$LG(n; 2n)$	Q^{2n-2}	$OG(n+1; 2n+2)$	OP^2	$G!(O^3; O^6)$
m	3	—	4	$n-1$	4	5	6

(In Q^{2n-1} , every shape has exactly one filling, and every dual equivalence class has exactly one member.)

- (III) *There is a unique straight shape of size m having two standard fillings $T \downarrow_D U$. All other pairs of dual equivalent tableaux of this size are obtained by applying a sequence of jeu de taquin slides to this pair.*

Proctor [Proc04] proved the following corollary in the greater generality of “d-complete posets” (not treated here), extending [Schu77, Saga87, Worl84]. We apply Theorem 1.1 to obtain an alternative proof for the cominuscule setting.

Corollary 1.2. *Given $T \in \text{SYT}_{G \Leftarrow P}(\lambda)$, rectification(T) is independent of the order of jeu de taquin slides.*

We now apply dual equivalence to Schubert calculus. Each $G \Leftarrow P$ is a union of B_- -orbits whose closures $X_w \Leftarrow B_- w P \Leftarrow P$ with $w \in W_P \subset W \Leftarrow W_P$ are the **Schubert varieties**. The Poincaré duals f_w of the Schubert varieties form the **Schubert basis** of the cohomology ring $H^*(G \Leftarrow P; \mathbb{Q})$. The **Schubert intersection numbers** $fc; (G \Leftarrow P)$ are defined by

$$(2) \quad \sum_{\lambda \in \text{shortroots}(\lambda)} c_{\lambda}; (G \Leftarrow P) = \sum_{\lambda \in \text{shortroots}(\lambda)} c_{\lambda}; (G \Leftarrow P) :$$

Let $\text{shortroots}(\lambda)$ be the number of boxes of a shape λ that are short roots.

Theorem 1.3. *For cominuscule $G \Leftarrow P$, $c_{\lambda}; (G \Leftarrow P)$ equals $2^{\text{shortroots}(\lambda) - \text{shortroots}(\lambda)}$ times the number of dual equivalence classes of tableaux of shape λ rectifying to a tableau of shape λ .*

Theorem 1.3 appears less explicit than our original rule [ThomYong06, Main Theorem] (reproduced below as Theorem 2.8), although both are computationally similar, see the remarks in Section 3. However, Theorem 1.3 has its advantages: it does not depend on a fixed choice of tableau of shape λ to rectify to, and its statement is meaningful even in contexts where Corollary 1.2 is unavailable. In this sense, it is more transparent, and possibly useful, e.g., when finding rules for non-(co)minuscule $G \Leftarrow P$.

In [ThomYong06], a rule was also given for Schubert calculus for minuscule $G \Leftarrow P$. Every minuscule case has a corresponding cominuscule case $(G \Leftarrow P)^-$ associated to the Langlands

dual group G^- of G . The Schubert varieties and classes for the minuscule $G = P$ can be indexed by shapes in the corresponding cominuscule $(G = P)^-$. Thus, we also have the following reformulation of the minuscule rule of [ThomYong06]:

Corollary 1.4. *For minuscule $G = P$, $c_{\lambda} (G = P)$ is the number of dual equivalence classes of tableaux of shape λ which rectify to a tableau of shape λ .*

We prove the main results in Section 2. In Section 3, we collect some remarks and examples concerning these facts. In Section 4, we give a cominuscule analogue of Fomin’s *growth diagram* description of jeu de taquin. This reformulation makes transparent the symmetry called “infusion involution” in [ThomYong06], see Sections 2.1 and 4.1 as well as [Haim92, Lemma 2.7]. This leads to a cominuscule version of Schützenberger’s evacuation involution on standard Young tableaux.

2. PROOFS

Our proof techniques will be familiar to readers of [Haim92]; an aspect we regard as a feature, in view of our introductory remarks. However, a crucial step of our argument is different. We avoid using “reading word orders”, which are important in [Haim92], but unavailable to us (see further discussion in Section 3). This necessitates Lemmas 2.4 and 2.5, which are deduced in a root-system independent manner.¹

2.1. Tableau operations. We recall $(\text{rev})\text{infusion}$ from [ThomYong06, Section 4]; see also [Haim92, Lemma 2.7]. Given $T \in \text{SYT}_{G=P}(\lambda)$ and $U \in \text{SYT}_{G=P}(\mu)$ define

$$\text{infusion}(T; U) = (\text{infusion}_1(T; U); \text{infusion}_2(T; U)) \in \text{SYT}_{G=P}(\lambda + \mu) \cap \text{SYT}_{G=P}(\lambda \cup \mu)$$

(for some $\lambda \cup \mu \in Y_{G=P}$ with $j \cup j = \lambda \cup \mu$) as follows: place T and U inside $\lambda \cup \mu$ according to their shapes. Now remove the largest label “ m ” that appears in T , say at box $x \in \lambda$. Apply the slide $\text{jdt}_x(U)$, leaving a “hole” at the other side of $\lambda = \mu$. Place “ m ” in that hole and repeat, moving the labels originally from U until all labels of T are exhausted. The labels placed in the created holes at each step never move for the duration of the procedure. The resulting straight shape tableau of shape $\lambda + \mu$ and skew tableau of shape $\lambda \cup \mu$ are the outputted tableaux. To define

$$\text{revinfusion}(T; U) = (\text{revinfusion}_1(T; U); \text{revinfusion}_2(T; U)) \in \text{SYT}_{G=P}(\lambda + \mu) \cap \text{SYT}_{G=P}(\lambda \cup \mu)$$

we apply revjdt moves to T , moving into boxes of U . We begin by removing the label “1” appearing in U at box $x \in \mu$, apply $\text{revjdt}_x(T)$, and place the “1” in the vacated hole of μ and continuing with higher labels of U .

Clearly, infusion and revinfusion are inverses of one another. The following fact (the “infusion involution”) was proved in [ThomYong06, Theorem 4.4]; see also Theorem 4.1.

Lemma 2.1. *For any standard tableaux T and U such that $\text{shape}(U)$ extends $\text{shape}(T)$ then $\text{infusion}(T; U) = \text{revinfusion}(T; U)$. Thus, $\text{infusion}(\text{infusion}(T; U)) = (T; U)$.*

This will be used in our proof of Corollary 1.2:

Corollary 2.2. *Suppose $S; T; U$ are standard tableau where $S \sqsubseteq_D T$ and $\text{shape}(U)$ extends $\text{shape}(S) = \text{shape}(T)$. Then $\text{infusion}_1(S; U) = \text{infusion}_1(T; U)$.*


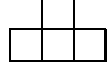
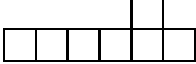

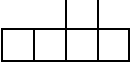
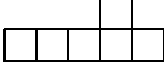
¹It would be interesting to understand to what extent this approach generalizes to other d -complete poset cases studied by [Proc04].

Proof. Since $S \sqsubseteq_D T$, $\text{revinfusion}_1(S;U) = \text{revinfusion}_1(T;U)$. But by Lemma 2.1, $\text{infusion}(S;U) = \text{revinfusion}(S;U)$ and $\text{infusion}(T;U) = \text{revinfusion}(T;U)$.

Also, we record the following observation:

Lemma 2.3. *If $T \sqsubseteq_D U$ then $\text{jdt}_x(T) \sqsubseteq_D \text{jdt}_x(U)$ and $\text{revjdt}_x(T) \sqsubseteq_D \text{revjdt}_x(U)$.*

2.2. Proof of Theorem 1.1. Consider the following **basic shapes**, which are the minimal shapes in each $G \models P$ having two standard fillings:

$G \models P$	$G \models r(k; C^n)$	Q^{2n-1}	$LG(n; 2n)$	Q^{2n-2}	$OG(n+1; 2n+2)$	OP^2	$G \models (O^3; O^6)$
	$(2; 1)$	—	$(1; 2; 1)$	$(1^{n-3}; 2; 1)$	$(1; 2; 1)$	$(1; 1; 2; 1)$	$(1; 1; 1; 2; 1)$
							

Lemma 2.4. *For each cominuscul $G \models P$, the two tableaux of the basic shape are dual equivalent.*

Proof. Consider a sequence of slides

$$(3) \quad \text{revjdt}_{x_1}(\); \quad \text{jdt}_{x_1}(\); \quad \text{revjdt}_{x_2}(\);$$

associated to boxes $fx_i g \sqsubseteq_{G \models P}$. Let T_1 and T_2 be the two standard tableaux of the basic shape. Call a **direction change** in (3) a revjdt slide followed by a jdt slide, or a jdt slide followed by a revjdt slide. We induct on the number of direction changes to show that the shapes of T_1 and T_2 under (3) are the same. In the base case, there are none, and the conclusion is a straightforward (but tedious) verification whose details we omit. Otherwise, the first direction change is of the form “ $\text{revjdt}_{x_c}(\); \text{jdt}_{x_{c+1}}(\)$ ”. Up until x , we have been solely applying revjdt slides, to obtain T_1^0 and T_2^0 of the same shape.

Recall $G \models P$ is self-dual, with a natural anti-automorphism rotate [ThomYong06, Section 2.2]. We will refer to the image under rotate of a straight shape as a **reverse shape**.

By the base case, there is sequence of slides $\text{revjdt}_{z_1}(\); \dots; \text{revjdt}_{z_M}(\)$ that “reverse rectify” T_1^0 and T_2^0 to tableaux T_1^0 and T_2^0 of the same reverse shape (the reverse of the basic shape). Suppose $\text{jdt}_{y_M}(\); \dots; \text{jdt}_{y_1}(\)$ are the slides that undo the revjdt slide sequence, returning us to $T_1^0; T_2^0$. Observe that by the rotate self-duality of $G \models P$ we can interpret $\text{jdt}_{y_M}(\); \dots; \text{jdt}_{y_1}(\); \text{jdt}_{x_{c+1}}(\)$ as a sequence of revjdt slides for $\text{rotate}(G \models P) = G \models P$. Finally, concatenating the slides into $x_{c+2}; \dots; x_N$ of (3) reinterpreted by $\text{jdt} \ \$ \ \text{revjdt}$, we obtain a new sequence of slides with one less direction change that passes through $T_1^0; T_2^0$. Thus by induction, the resulting tableaux have the same shape, and therefore the same would be true of applying (3) to $T_1; T_2$.

Lemma 2.5. *Let c and d be two distinct corners of $\sqsubseteq_{G \models P}$. There exists a sequence of jeu de taquin slides that when applied to one of the two standard tableaux of the basic shape, $j \rightarrow c$ and $j \rightarrow d$, while for the other standard tableau, j is sent to c and $j \rightarrow 1$ to d .*

Proof. Mark the two corners (i.e., those containing $j \rightarrow 1$ and $j \rightarrow j$) of $\sqsubseteq_{G \models P}$ with a “?”. We wish to show that there is a sequence of jeu de taquin slides moving the two ?’s to c, d , without ever producing a situation where the two ?’s are trying to move into the same box. Clearly, such a sequence of jeu de taquin slides can be constructed by moving each of the ?’s along

the boundary (as drawn in the plane) of the minimal straight shape containing c and d ; one takes the northwest boundary and the other the southeast boundary.

The following is obvious:

Lemma 2.6. *Let $X \stackrel{D}{\rightarrow} Y$ by an elementary Haiman move. Then any slide applied to X and Y respectively yields $X^0 \stackrel{D}{\rightarrow} Y^0$ by an elementary Haiman move.*

Conclusion of the proof of Theorem 1.1: To prove (I), we induct on j . The base case $\emptyset \rightarrow \emptyset$ is obvious. Now suppose λ has at least one box. By induction, for any corner c of λ , there are (elementary) Haiman moves connecting those tableaux having j jin c . Thus we are done if there is only one corner of λ , so suppose there are at least two corners c and d , and $T_1, T_2 \in \text{SYT}_{G=P}(\lambda)$ where T_1 has j jin c and T_2 has j jin d . By Lemmas 2.3 and 2.5 combined, it follows that there is $S_1 \stackrel{D}{\rightarrow} S_2$ with $\text{shape}(S_1) = \text{shape}(S_2) = \lambda$ such that S_1 has j jin c and S_2 has j jin d . Thus $T_1 \stackrel{D}{\rightarrow} S_1 \stackrel{D}{\rightarrow} S_2 \stackrel{D}{\rightarrow} T_2$ as desired.

For (II), “ \Leftarrow ” is trivial. Conversely, let $T \in \text{SYT}_{G=P}(\lambda)$. By (I), there is a chain of elementary Haiman moves $\text{infusion}_1(T; X) = C_0 \stackrel{D}{\rightarrow} C_1 \stackrel{D}{\rightarrow} \dots \stackrel{D}{\rightarrow} C_N = \text{infusion}_2(T; Y)$. Since $X \stackrel{D}{\rightarrow} Y$, $\text{infusion}_2(T; X) = \text{infusion}_2(T; Y)$. Let $D_i = \text{revinfusion}_2(C_i; \text{infusion}_2(T; X))$. Then by Lemma 2.6, it follows that $X = D_0 \stackrel{D}{\rightarrow} D_1 \stackrel{D}{\rightarrow} \dots \stackrel{D}{\rightarrow} D_N = Y$ is a chain elementary Haiman moves.

For (III), the first assertion is clear. The second claim follows by choosing a rectification sequence for the given dual equivalent tableaux. Since the two resulting tableaux must be different fillings of the same straight shape, the result follows by the first assertion.

2.3. Proof of Corollary 1.2. Any two jeu de taquin sequences rectifying a skew tableau T can be encoded by standard tableaux $A, B \in \text{SYT}_{G=P}(\lambda)$ so that the rectifications of T by these sequences are respectively $\text{infusion}_1(A; T)$ and $\text{infusion}_1(B; T)$. By part (I) of Theorem 1.1, $A \stackrel{D}{\rightarrow} B$. Thus by Corollary 2.2 the conclusion follows.

2.4. Proof of Theorem 1.3. A pair of tableaux $(T; U)$ are **jeu de taquin equivalent** if $\text{rectification}(T) = \text{rectification}(U)$. They are merely **shape equivalent** if $\text{shape}(\text{rectification}(T)) = \text{shape}(\text{rectification}(U))$.

Proposition 2.7. *Fix a shape $\lambda \in \mathcal{G}=\mathcal{P}$. Within each shape equivalence class, each jeu de taquin equivalence class meets each dual equivalence class in a unique $T \in \text{SYT}_{G=P}(\lambda)$.*

Proof. We must show that if we fix a choice $U \in \text{SYT}_{G=P}(\lambda)$ then for any $A, B \in \text{SYT}_{G=P}(\lambda)$ that are shape equivalent, there exists a unique $T \in \text{SYT}_{G=P}(\lambda)$ such that $\text{infusion}_1(U; A) = \text{infusion}_1(U; T)$ (i.e., T and A are in the same jeu de taquin class) and $T \stackrel{D}{\rightarrow} B$.

Let $R = \text{infusion}_2(U; B) = \text{revinfusion}_2(U; B)$. Notice that in fact $\text{infusion}_1(U; \cdot)$ and $\text{revinfusion}_2(\cdot; R)$ are mutually inverse bijections between the dual equivalence class of B and $\text{SYT}_{G=P}(\text{shape}(\text{infusion}_1(U; B)))$. Therefore $T = \text{revinfusion}_2(\text{infusion}_1(U; A); R)$ does the job.

Theorem 1.3 then follows immediately from Proposition 2.7 and

Theorem 2.8. ([ThomYong06, Main Theorem]) *Let $\lambda \in \mathcal{G}=\mathcal{P}$ and fix $T \in \text{SYT}_{G=P}(\lambda)$. In the minuscule case, $c_\lambda(\mathcal{G}=\mathcal{P})$ equals the number of standard tableau of shape λ whose rectification is T ; in the cominuscule case, multiply this by $2^{\text{shortroots}(\lambda) - \text{shortroots}(\lambda)}$.*

TABLE 1. A Haiman table: standard tableaux, their jeu de taquin and dual equivalence classes

3. FURTHER DISCUSSION OF THE MAIN RESULTS

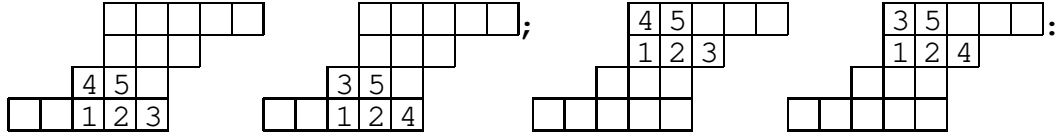
3.1. **Computing $c_{\lambda; (G=P)}$.** Consider $G=P = \mathcal{O}P^2$, the Cayley plane associated to the root system E_6 , and the skew shape $\lambda = (1;1;2;3;1) = (1;1;1)$. The seven fillings are given in Table 1. In this **Haiman table**, the rows give the jeu de taquin equivalence classes, and the columns give the dual equivalence classes, in agreement with Proposition 2.7. The rightmost column computes the common rectification of the tableaux in a given row. Theorem 1.3 says, e.g., that $c_{(1;1;1); (1;1;2;1)}^{(1;1;2;3;1)}(\mathcal{O}P^2) = 3$ by counting the middle three columns. Meanwhile Theorem 2.8 says count the three tableaux in *either* the second or third row.

In practice, both rules are similar: in using Theorem 2.8, we do not know of any general way to avoid essentially checking all skew tableaux of shape λ . So, we basically produce much of the information needed to construct a Haiman table, which encodes all coefficients $c_{\lambda; (G=P)}$ as λ varies. (To determine if two tableaux are dual equivalent, check if one tableau's rectification sequence works for the other, and produces the same shape.)

3.2. **The Haiman table and the generalized Robinson-Schensted correspondence.** Organizing one's thoughts about Schubert intersection numbers this way can be illuminating. For example, when $G=P = \text{Gr}(k; \mathbb{C}^n)$ and $\lambda = (k; k-1; \dots; 3; 2) = (k-1; k-2; \dots; 2; 1)$ the standard fillings are in obvious bijection with the symmetric group S_k . The last column is the "insertion tableau" of the Schensted insertion algorithm. The "recording tableau" of his algorithm labels the columns. Viewed this way, Proposition 2.7 generalizes Robinson-Schensted to arbitrary standard (cominuscule) tableaux, extending an observation of [Haim92].

3.3. **Reading word order?** Further considering $\mathcal{O}P^2$, we explain our difficulties in finding a reading word order for general cominuscule type. In [Haim92] the reading word of a shape is defined by reading its entries from left to right and from bottom to top, one row at a time. For shapes (respectively, shifted shapes), [Haim92] gives a short list of pairs of reading words such that if T and U are tableaux of size $m = 3$ (respectively, $m = 4$) then $T \leq_D U$ if and only if the reading words of T and U appear on this list. However, for $\mathcal{O}P^2$,

we have the following four tableaux:



The first two are dual equivalent while the second two are not. These pairs of tableaux, however, clearly have the same pairs of reading words, with respect to the obvious extension of the definition in [Haim92] or, indeed, with respect to any reading word order defined exclusively by planar geometry, since the corresponding entries are in the same relative positions in the two examples.

The question of a general cominuscule description of a reading word order is part of the broader question of finding a “semistandard” theory, together with a “lattice word” Schubert calculus rule; see, e.g., [Stan99, Stem89] and the references therein.

4. CONSTRUCTIONS OF FOMIN AND SCHÜTZENBERGER, GENERALIZED

We conclude by presenting an extension of Fomin’s growth diagrams for jeu de taquin, and its application to proving Schützenberger’s evacuation involution. Our proofs parallel those in Fomin’s Appendix 1 to [Stan99, Chapter 7]. Due to the importance of these ideas in the Young tableau context, we record their cominuscule versions below.

4.1. Fomin’s growth diagram. Each standard tableau T can be viewed as a **shape chain**. Continuing the examination of $G = P = O P^2$ from Section 3, we have

$$T = \begin{array}{|c|c|c|} \hline & & 4 \\ \hline & 2 & 3 \\ \hline & & 1 & 5 \\ \hline \end{array} \quad ; \quad (1^3) - (1^4) - (1;1;2;1) - (1;1;2;2) - (1;1;2;3) - (1;1;2;3;1);$$

where (1^3) corresponds to the empty boxes of the skew shape, (1^4) gives the shape that also contains the label “1”, $(1;1;2;1)$ is the shape that contains the labels “1” and “2” etc.

The rectification of T is given by

$$\begin{array}{|c|c|c|c|} \hline & & 4 \\ \hline & 2 & 3 \\ \hline & & 1 & 5 \\ \hline \end{array} - \begin{array}{|c|c|c|c|} \hline & & 4 \\ \hline & 2 & 4 \\ \hline & & 1 & 3 & 5 \\ \hline \end{array} - \begin{array}{|c|c|c|c|} \hline & & 4 \\ \hline & 4 & & \\ \hline & 1 & 2 & 3 & 5 \\ \hline \end{array} - \begin{array}{|c|c|c|c|} \hline & & 4 \\ \hline & 4 & & \\ \hline 1 & 2 & 3 & 5 & \\ \hline \end{array} ;$$

and each of these skew tableaux has its own shape chain. Putting the shape chain for T atop of the shape chains for these latter tableaux, we arrive at a cominuscule analogue of Fomin’s **growth diagram**, which in the example at hand is given in Table 2. (In general, the shapes increase by a single box as one moves one square right or up in the diagram.)

(1^3)	(1^4)	$(1;1;2;1)$	$(1;1;2;2)$	$(1;1;2;3)$	$(1;1;2;3;1)$
(1^2)	(1^3)	$(1;1;2)$	$(1;1;2;1)$	$(1;1;2;2)$	$(1;1;2;2;1)$
(1)	(1^2)	(1^3)	$(1;1;2)$	$(1;1;2;1)$	$(1;1;2;1;1)$
$;$	(1)	(1^2)	(1^3)	$(1;1;2)$	$(1;1;2;1)$

TABLE 2. A cominuscule Fomin growth diagram

In Table 2, the bottom row gives $\text{rectification}(T)$ while the left column $;$ – (1) – (1^2) – (1^3) corresponds to the tableau $R = \begin{array}{|c|c|c|} \hline 1 & 2 & 3 \\ \hline \end{array}$, which describes the order of the jeu de taquin

slides. That is, a growth diagram encodes the specific rectification $\text{infusion}_1(R;T)$. In fact, growth diagrams manifestly exhibit the infusion involution.

Theorem 4.1. *For a cominuscule $G \Rightarrow P$,*

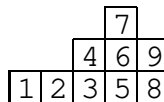
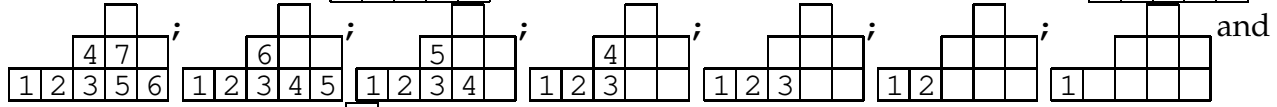
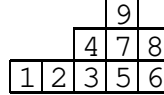
- (A) If $\begin{smallmatrix} \square & \square \\ \square & \square \end{smallmatrix}$ is a 2×2 square in a growth diagram, then \square is uniquely determined by \square ; and \square :
 (a) if \square is the unique shape containing \square and contained in \square , then $\square = \square$;
 (b) otherwise there is a unique such shape different than \square , and this shape is \square .
 Similarly, \square is uniquely determined by \square ; and \square .
 (B) The bottom row represents $\text{infusion}_1(R;T)$, the right column represents $\text{infusion}_2(R;T)$.
 (C) The growth diagram computing infusion applied to $\text{infusion}(R;T)$ is simply the one for $\text{infusion}(R;T)$ reflected about the antidiagonal.

Proof. (A) is a straightforward verification while (B) is clear from the definitions. (C) follows from (A) since the local rules (a) and (b) are symmetric in \square and \square .

4.2. Schützenberger’s evacuation involution. This involution appears prominently in combinatorial representation theory and algebraic geometry; see, e.g., [Stem96], and the references therein. For $T \in \text{SYT}_{G \Rightarrow P}(\lambda)$, let \mathfrak{F} be obtained by erasing the entry 1 of T in (P) (the minimal element of $G \Rightarrow P$) and subtracting 1 from the remaining entries. Let $(T) = \text{jdt}_{(P)}(\mathfrak{F})$. The **evacuation** $\text{evac}(T) \in \text{SYT}_{G \Rightarrow P}(\lambda)$ is defined by the shape chain

$$; = \text{shape}(\text{j}^{\text{j}}(T)) - \text{shape}(\text{j}^{\text{j}+1}(T)) - \dots - \text{shape}(\text{j}^1(T)) - T;$$

Theorem 4.2. $\text{evac} : \text{SYT}_{G \Rightarrow P}(\lambda) \rightarrow \text{SYT}_{G \Rightarrow P}(\lambda)$ is an involution, i.e., $\text{evac}(\text{evac}(T)) = T$.

For example, if $T =$  $\in \text{SYT}_{G \Rightarrow P}((1;1;2;3;2))$, iterating gives  and
 hence $\text{evac}(T) =$  : The reader can check that $\text{evac}(\text{evac}(T)) = T$.

Proof of Theorem 4.2: Express each of the tableaux $T; \text{j}^1(T); \dots; \text{j}^{\text{j}+1}(T); \text{j}^{\text{j}}(T) = ;$ as a shape chain and place them right justified in a triangular growth diagram. In the example above, we have Table 3. Noting that each “minor” of the table whose southwest corner contains a “;” is in fact a growth diagram, it follows that the triangular growth diagram can be reconstructed using the rules of Theorem 4.1(A) and the top row. Observe that the right column encodes $\text{evac}(T)$. By the symmetry of growth diagrams, it follows that applying the above procedure to $\text{evac}(T)$ would give the same triangular growth diagram, after a reflection across the antidiagonal. Thus the result follows.

ACKNOWLEDGMENTS

We thank Sami Assaf and Mark Haiman for their informative explanations of dual equivalence, during an NSF RTG supported visit of AY to UC Berkeley in October 2006. In particular, Assaf’s work on dual equivalence and Macdonald polynomials made us curious about how dual equivalence might apply to Schubert calculus. We would also

;	(1)	(1 ²)	(1 ³)	(1;1;2)	(1;1;2;1)	(1;1;2;2)	(1;1;2;3)	(1;1;2;3;1)	(1;1;2;3;2)
	;	(1)	(1 ²)	(1 ³)	(1 ⁴)	(1;1;2;1)	(1;1;2;2)	(1;1;2;2;1)	(1;1;2;2;2)
		;	(1)	(1 ²)	(1 ³)	(1;1;2)	(1;1;2;1)	(1;1;2;1;1)	(1;1;2;2;1)
			;	(1)	(1 ²)	(1 ³)	(1 ⁴)	(1 ⁵)	(1;1;2;1;1)
				;	(1)	(1 ²)	(1 ³)	(1 ⁴)	(1;1;2;1)
					;	(1)	(1 ²)	(1 ³)	(1;1;2)
						;	(1)	(1 ²)	(1 ³)
							;	(1)	(1 ²)
								;	(1)
									;

TABLE 3. A triangular growth diagram, for the proof of Theorem 4.2.

like to thank Stephen Griffeth, Kevin Purbhoo, Victor Reiner and Muge Taskin for helpful discussions. HT was supported by an NSERC Discovery Grant, and would like to thank the Fields Institute for its hospitality. AY was partially supported by NSF grant 0601010 and an NSERC Postdoctoral Fellowship held at the Fields Institute, Toronto.

REFERENCES

- [Haim92] M. Haiman, *Dual equivalence with applications, including a conjecture of Proctor*, Discrete Math. **99** (1992), 79–113.
- [Proc04] R. Proctor, *d-Complete posets generalize Young diagrams for the jeu de taquin property*, preprint, 2004, available at <http://www.math.unc.edu/Faculty/rp/>
- [Saga87] B. E. Sagan, *Shifted tableau, Schur Q – functions, and a conjecture of Stanley*, J. Comb. Theory, ser. A **45** (1987), 62–103.
- [Schu77] M.-P. Schützenberger, *Combinatoire et représentation du groupe symétrique* (Actes Table Ronde CNRS, Univ. Louis-Pasteur Strasbourg, Strasbourg, 1976), pp. 59–113. Lecture Notes in Math., Vol. 579, Springer, Berlin, 1977.
- [Stan99] R. P. Stanley, *Enumerative Combinatorics, Volume 2* (with an appendix by S. Fomin), Cambridge University Press, 1999.
- [Stem89] J. Stembridge, *Shifted tableaux and the projective representations of symmetric groups*, Adv. Math. **74** (1989), 87–134.
- [Stem96] ———, *Canonical Bases and Self-Evacuating Tableaux*, Duke Math. J. **82** (1996), 585–606.
- [ThomYong06] H. Thomas and A. Yong, *A combinatorial rule for (co)minuscule Schubert calculus*, preprint math AG/0608273.
- [Worl84] D. Worley, *A theory of shifted Young tableau*, Ph. D. thesis, M. I. T., 1984, available at <http://hdl.handle.net/1721.1/15599>.

DEPARTMENT OF MATHEMATICS AND STATISTICS, UNIVERSITY OF NEW BRUNSWICK, FREDERICTON, NEW BRUNSWICK, E3B 5A3, CANADA

E-mail address: hugh@math.unb.ca

DEPARTMENT OF MATHEMATICS, UNIVERSITY OF MINNESOTA, MINNEAPOLIS, MN 55455, USA, and, THE FIELDS INSTITUTE, UNIVERSITY OF TORONTO, TORONTO, ONTARIO, M5T 3J1, CANADA

E-mail address: ayong@math.umn.edu, ayong@fields.utoronto.ca