

# LENGTHS OF GEODESICS ON NON-ORIENTABLE HYPERBOLIC SURFACES

PAUL NORBURY

ABSTRACT. We give a McShane identity for lengths of simple closed geodesics on any non-orientable hyperbolic surface with boundary.

## 1. INTRODUCTION

Closed geodesics on hyperbolic surfaces have extremely rich properties, arising in geometry, topology and number theory. On a hyperbolic surface the set of closed geodesics of length less than any constant is finite so in particular the set of closed geodesics is discrete. One can sum functions that are sufficiently decreasing, of lengths of geodesics, over the set of all closed geodesics, and the most famous identity involving such a sum is the Selberg trace formula. McShane [4] proved an identity involving sums of functions of lengths of simple (embedded) closed geodesics on a punctured hyperbolic torus whereas the Selberg trace formula includes the non-embedded closed geodesics. McShane's identity was generalised by various authors [5, 7, 11] to other orientable hyperbolic surfaces. Most notably, in [7] Mirzakhani applied the identities to get deep information about the moduli space of hyperbolic surfaces.

In this paper we prove a McShane identity—a non-trivial sum of functions of lengths of geodesics—on non-orientable hyperbolic surfaces with geodesic boundary. This was motivated from two directions. Firstly, Mirzakhani [8] used her generalisations of McShane's identity to study recursion relations among tautological cohomology classes on the moduli spaces. Recently Wahl [12] has shown that the tautological cohomology classes on moduli spaces of non-orientable hyperbolic surfaces have stable behaviour analogous to the orientable case. One would expect there also to be recursion relations among these cohomology classes and that such recursion relations may interact with the known recursion relations. The McShane identity proven in this paper is potentially a tool to find such relations. Secondly, orientable hyperbolic surfaces with geodesic boundary lie in a larger class of surfaces known as Klein surfaces. A *Klein surface* is a real algebraic curve, meaning it is a complex algebraic curve with only real coefficients in its defining equation. It possesses an anti-holomorphic involution and can be identified with its quotient by the involution. For example, inside the moduli space of elliptic curves, identified as a fundamental domain of  $PSL(2, \mathbb{Z})$  acting on upper half-space  $\mathbb{H}^2$ , the Klein surfaces correspond to curves with representatives  $z \in \mathbb{H}^2$  satisfying  $Re(z) \in \frac{1}{2}\mathbb{Z}$ . With respect to the unique hyperbolic structure on a Klein surface, the anti-holomorphic

---

*Date:* December 7, 2018.

1991 *Mathematics Subject Classification.* MSC (2000): 32G15; 58D27; 30F60.

The author would like to thank the Max Planck Institut Für Mathematik, Bonn where part of this work was carried out.

involution is an isometry with fixed point set a (possibly empty) collection of simple closed geodesics. The quotient is a hyperbolic surface with geodesic boundary that corresponds to the fixed point set of the involution. It is natural to try to extend the McShane identities on orientable hyperbolic surfaces with geodesic boundary to all Klein surfaces. We extend the identities to Klein surfaces with involution having non-empty fixed point set, equivalently the quotient has non-empty boundary, leaving only those with involutions that act freely.

We use the following standard terminology to describe the global and local behaviour of a closed curve on a surface. A *simple* closed curve is an embedded curve. A simple closed curve is either globally *separating* or *non-separating*, and it is locally *one-sided* or *two-sided*. As usual, we omit the words globally and locally in the paper. Notice that there are exactly three types of simple closed curves since a one-sided closed curve is necessarily non-separating.

We first state the simplest version of the result, when the hyperbolic surface is the punctured Klein bottle  $K$ , since it is the most readable form and has independent interest. Up to isotopy there exists a unique two-sided simple closed curve  $\gamma \subset K$  and an infinite sequence of one-sided simple closed curves  $\gamma_i$ . The two-sided and one-sided isotopy classes are orbits of the mapping class group of  $K$  (which is  $\mathbb{Z} \rtimes \mathbb{Z}_2$ .) In other words, the isotopy class of the two-sided simple closed curve is invariant under the mapping class group of  $K$  and the isotopy classes of any two one-sided simple closed curves are related by an element of the mapping class group.

Equip  $K$  with a complete hyperbolic metric with a cusp. Denote the length of the unique geodesic in each isotopy class by  $l_\gamma$  and  $l_{\gamma_i}$ .

**Theorem 1.** *On any hyperbolic punctured Klein bottle,*

$$(1) \quad \sum_{i=-\infty}^{\infty} \frac{1}{1 + \sinh^2 \frac{1}{2} l_{\gamma_i} + \sinh^2 \frac{1}{2} l_{\gamma_{i+1}}} = \tanh \frac{1}{2} l_\gamma$$

where  $\gamma$  is the unique two-sided geodesic and the sum is over all pairs of disjoint simple closed geodesics.

Note that the geodesic  $\gamma$ , and hence  $\tanh(l_\gamma)$ , is well-defined whereas to make sense of the  $i$ th one-sided simple closed curve  $\gamma_i$  requires a marking of  $K$ . Nevertheless, the left hand side of (1) is well-defined using the property that  $\gamma_i$  is disjoint from both  $\gamma_{i-1}$  and  $\gamma_{i+1}$  and has non-trivial intersection with all other  $\gamma_j$ .

**Theorem 2.** *For*

$$(2) \quad R(x, y, z) = x - \ln \frac{\cosh \frac{y}{2} + \cosh \frac{x+z}{2}}{\cosh \frac{y}{2} + \cosh \frac{x-z}{2}}$$

and

$$D(x, y, z) = R(x, y, z) + R(x, z, y) - x, \quad E(x, y, z) = R(x, 2z, y) - \frac{x}{2}$$

on a hyperbolic surface with Euler characteristic  $\neq -1$  the following identity holds:

$$(3) \quad \sum_{\gamma_1, \gamma_2} D(L_1, l_{\gamma_1}, l_{\gamma_2}) + \sum_{j=2}^n \sum_{\gamma} R(L_1, L_j, l_\gamma) + \sum_{\mu, \nu} E(L_1, l_\nu, l_\mu) = L_1$$

where the sums are over simple closed geodesics. The first sum is over pairs of two-sided geodesics  $\gamma_1$  and  $\gamma_2$  that bound a pair of pants with  $\beta_1$ , the second sum

is over boundary components  $\beta_j$ ,  $j = 2, \dots, n$  and two-sided geodesics  $\gamma$  that bound a pair of pants with  $\beta_1$  and  $\beta_j$ , and the third sum is over one-sided geodesics  $\mu$  and two-sided geodesics  $\nu$  that, with  $\beta_1$ , bound a Möbius strip minus a disk containing  $\mu$ .

In the orientable case, the third term in (3) vanishes and we are left with Mirzakhani's identity [7]. The functions  $D$  and  $R$  are taken from [7]. Since

$$0 \leq R(x, y, z) \leq x, \quad 0 \leq D(x, y, z) \leq x, \quad 0 \leq E(x, y, z) < x$$

the quotients of these functions by  $x$  are best understood as probabilities, and they make sense even in the limit  $x \rightarrow 0$ . We do not deduce the non-orientable case of Theorem 2 from the orientable case since the proof involves analysing the self-intersections of geodesics on the non-orientable surface, and the orientable double cover does not see these self-intersections in general.

Theorem 2 extends to the four hyperbolic surfaces of Euler characteristic  $= -1$ , although they each require special treatment. In Section 2 the functions  $D(x, y, z)$  and  $E(x, y, z)$  are defined independently of  $R(x, y, z)$ . The analogue of (3) on a pair of pants produces the relation between  $D$  and  $R$  given in Theorem 2, and on the Möbius strip minus a disk it produces the relation between  $E$  and  $R$ .

On a Klein bottle minus a disk the McShane identity bares little resemblance to (3) (whereas the relationship on a torus minus a disk in [7] consists of the first term of (3) evaluated on  $l_{\gamma_1} = l_{\gamma_2}$ .) Theorem 1 follows as a limiting case  $L \rightarrow 0$  of the following theorem.

**Theorem 3.** *On a hyperbolic Klein bottle with geodesic boundary of length  $L$ , for*

$$(4) \quad F(x, y, z) = \frac{x}{2} - \ln \frac{\cosh y + \exp \frac{x}{2} \cosh z - \sinh \frac{x}{2}}{\cosh y + \exp \frac{-x}{2} \cosh z + \sinh \frac{x}{2}}$$

$$\sum_{\mu, \nu} F(L, l_\mu, l_\nu) = 2 \ln \frac{1 + e^{L/2} e^{l_\gamma}}{e^{L/2} + e^{l_\gamma}}$$

where  $\gamma$  is the unique two-sided geodesic and the sum is over all ordered pairs of disjoint simple closed geodesics  $(\mu, \nu)$ .

Non-orientable surfaces provide the simplest non-trivial hyperbolic surface—the punctured Klein bottle—which helps our understanding of the general case. The punctured Klein bottle is simpler than the punctured torus due to the simplicity of its mapping class group— $\mathbb{Z} \rtimes \mathbb{Z}_2$  which can be essentially thought of as its index 2 normal subgroup  $\mathbb{Z}$ . In Section 4 we give an elementary treatment of this simplest case, which also generalises to complex lengths. This is analogous to Bowditch's treatment of the punctured torus [1].

This paper has some orientable consequences. The representation of a non-orientable hyperbolic surface is an *extended quasi-fuchsian* group, or in other words  $PGL(2, \mathbb{R}) \subset PSL(2, \mathbb{C})$  and non-orientable hyperbolic surfaces give examples of orientable hyperbolic 3-manifolds. The orientable 3-manifolds are homeomorphic to non-trivial  $\mathbb{R}$  bundles over non-orientable surfaces, and admit more general extended quasi-fuchsian groups coming from deforming the hyperbolic surface examples. The relationship between traces and lengths of a geodesics on a hyperbolic surface generalises to a relationship between traces and complex lengths in a hyperbolic 3-manifold. A *complex length* stores two pieces of geometric information. Its

real part is the length of the corresponding closed geodesic, and its imaginary part which is well-defined mod  $\pi$  describes the angle of rotation of the normal bundle along the closed geodesic.

**Theorem 4.** *On an oriented cusped hyperbolic 3-manifold homeomorphic to a bundle over a punctured Klein bottle*

$$(5) \quad \sum_{i=-\infty}^{\infty} \frac{1}{1 + \sinh^2(z_i/2) + \sinh^2(z_{i+1}/2)} = \tanh(z/2)$$

where  $z_i$  and  $z_{i+1}$  are the complex lengths of closed geodesics that project onto a pair of disjoint embedded closed curves on the surface and  $z$  is the complex length of the unique closed geodesic that projects to an embedded two-sided curve on the surface.

In the final section, we discuss the deformation theory of non-orientable hyperbolic surfaces, and the consequences that (3) has on integration over the moduli space of hyperbolic surfaces. It is useful to consider isotopy classes of simple closed curves when one deforms the hyperbolic structure on a surface. On a hyperbolic surface, the length of an isotopy class of simple closed curves is the minimal length of a curve in that isotopy class, or equivalently the length of the unique closed geodesic in that class. On the moduli space of hyperbolic surfaces of a given topological type the length of an isotopy class of closed curves  $l([\gamma])$  is almost a function. It fails to be a function because a curve is only well-defined up to its different images under the mapping class group, and in general  $l(h \cdot [\gamma]) \neq l([\gamma])$  for  $h$  an element of the mapping class group. Instead, for any  $f : \mathbb{R}^+ \rightarrow \mathbb{R}$  one can take a sum over orbits of the mapping class group

$$F = \sum_{h \in mcg} f(l_{h \cdot [\gamma]})$$

which is a well-defined function (when it converges) on the moduli space. More generally, the summand might include lengths of more than one isotopy class of curves. The McShane identities in Theorem 1, 2 and 3 are of this form, expressing a function on the moduli space as a sum of functions of lengths over orbits of the mapping class group.

In [7] Mirzakhani used the McShane identity of Theorem 2 on orientable hyperbolic surfaces to calculate the volume of the moduli space of oriented hyperbolic surfaces of a given topology. The moduli spaces of non-orientable surfaces have infinite volume. One can still deform the hyperbolic structure on a non-orientable surface by varying lengths of closed geodesics and twisting along two-sided geodesics. Global coordinates for the Teichmüller space of hyperbolic surfaces with given non-orientable topology is more difficult. Despite these difficulties, we would hope to use the identity in Theorem 2 to integrate functions over the moduli space. The simplest example of such an integration over the moduli space of punctured Klein bottles is given in Section 5.

## 2. GEODESICS PERPENDICULAR TO THE BOUNDARY

McShane [4] proved his identity by considering geodesics emanating from the cusp of a hyperbolic surface. Mirzakhani generalised this [7], showing that one

needs to understand geodesics perpendicular to a specified boundary component. In this section we will study such geodesics on any hyperbolic surface with boundary. In particular, when the hyperbolic surface is a pair of pants or a Möbius strip minus a disk, the functions  $R$ ,  $D$  and  $E$  used in the statement of Theorem 2 are defined in terms of probabilities measuring the different behaviours of geodesics perpendicular to a specified boundary component.

Label the geodesic boundary components of a given hyperbolic surface  $\Sigma$  by  $\beta_1, \dots, \beta_n$ , and assume  $n \geq 1$ . Take any point  $x$  on the boundary component  $\beta_1$  and consider the geodesic at  $x$  in the direction perpendicular to  $\beta_1$ . Travel along the geodesic and stop when one of the following occurs:

- A** The geodesic meets itself or  $\beta_1$ : stop.
- B** The geodesic meets another boundary component  $\beta_j$ ,  $j > 1$ : stop.
- C** The geodesic remains embedded for all time: don't stop.

The behaviour **A**, **B** and **C** on any hyperbolic surface partitions  $\beta_1$  into three measurable subsets. More specifically, we will see that types **A** and **B** are open subsets of  $\beta_1$ , and quite importantly that type **C** has measure zero.

When  $\Sigma$  is a pair of pants, see Figure 1, the boundary components are the only three embedded closed geodesics and their lengths can take on any non-negative values and uniquely determine  $\Sigma$ .

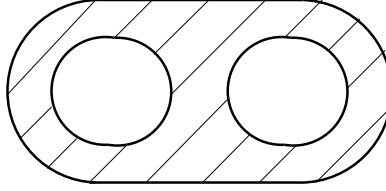


FIGURE 1. Pair of pants

The probability that a geodesic perpendicular to  $\beta_1$  behaves as in **A** on a pair of pants

$$\tilde{D}(l_{\beta_1}, l_{\beta_2}, l_{\beta_3}) := Pr_{\text{geodesic of type A}} \left( \beta_1 \curvearrowright \beta_3^{\beta_2} \right)$$

defines a function of non-negative variables since the geodesic boundary components  $\beta_i$ ,  $i = 1, 2, 3$  can take any lengths. Similarly define a function by the probability that a geodesic perpendicular to  $\beta_1$  behaves as in **B** on a pair of pants

$$\tilde{R}(l_{\beta_1}, l_{\beta_2}, l_{\beta_3}) := Pr_{\text{geodesic of type B meets } \beta_3} \left( \beta_1 \curvearrowright \beta_3^{\beta_2} \right).$$

When  $\Sigma$  is a Möbius strip minus a disk as shown in Figure 2, there are exactly four embedded closed geodesics. The lengths and types of any three of these geodesics determine  $\Sigma$ . Denote the boundary geodesics of a Möbius strip minus a disk by  $\beta_1$  and  $\beta_2$  and the interior embedded closed geodesics by  $\mu$  and  $\mu'$ . A trace identity, (13) in Section 3 gives the relation

$$(6) \quad \cosh \left( \frac{l_{\beta_1}}{2} \right) + \cosh \left( \frac{l_{\beta_2}}{2} \right) = 2 \sinh \left( \frac{l_{\mu}}{2} \right) \sinh \left( \frac{l_{\mu'}}{2} \right)$$

so any three lengths determine the fourth.

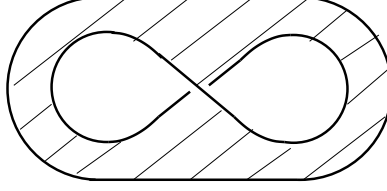


FIGURE 2. Möbius strip minus a disk

A geodesic perpendicular to  $\beta_1$  on a Möbius strip minus a disk that behaves as in **A** necessarily meets at least one of the one-sided embedded geodesics  $\mu$  and  $\mu'$ . The probability that a geodesic of type **A** meets  $\mu$  *before* it meets  $\mu'$ , defines the function

$$\tilde{E}(l_{\beta_1}, l_{\beta_2}, l_{\mu}) := \Pr_{\text{geodesic of type A meets } \mu \text{ first}} \left( \beta_1 \curvearrowright \beta_2 \right)$$

where the diagram signifies the boundary components  $\beta_1$  and  $\beta_2$ , and an interior embedded geodesic  $\mu$ .

**2.1. Relations between probability functions.** As stated above, the behaviour **A**, **B** and **C** of geodesics perpendicular to  $\beta_1$  partitions  $\beta_1$  into three subsets. Applying this to a pair of pants with boundary lengths  $x, y, z$  with  $x = l_{\beta_1}$  gives the relationship

$$(7) \quad \tilde{D}(x, y, z) + \tilde{R}(x, y, z) + \tilde{R}(x, z, y) = 1$$

since a perpendicular geodesic is of type **A** or **B**, or with probability zero one of the four geodesics of type **C**.

A Möbius strip minus a disk gives a relation that does not quite determine  $\tilde{E}(x, y, z)$  but gives enough information for the statement of Theorem 2.

**Proposition 2.1.**

$$(8) \quad \tilde{E}(x, y, z) + \tilde{E}(x, y, z') + \tilde{R}(x, 2z, y) + \tilde{R}(x, 2z', y) = 1$$

for  $\cosh(x/2) + \cosh(y/2) = 2 \sinh(z/2) \sinh(z'/2)$ .

*Proof.* Denote the Möbius strip minus a disk by  $\Sigma$ , its boundary components by  $\beta_1, \beta_2$  and its two interior embedded closed geodesics by  $\mu$  and  $\mu'$ . Put  $l_{\beta_1} = x$ ,  $l_{\beta_2} = y$ ,  $l_{\mu} = z$  and  $l_{\mu'} = z'$ . The proof uses the following two key facts.

- (i) A geodesic perpendicular to  $\beta_1$  of type **A** meets at least one of  $\mu, \mu'$ .
- (ii) A geodesic perpendicular to  $\beta_1$  of type **B** avoids one of  $\mu, \mu'$ .

Suppose the contrary to (i). Then a geodesic perpendicular to  $\beta_1$  meeting itself or  $\beta_1$  avoids  $\mu, \mu'$  and  $\beta_2$  and hence is contained inside an annular neighbourhood of  $\beta_1$ . But a simple application of the Gauss-Bonnet formula contradicts the existence of a geodesic of type **A** in the annulus. To prove (ii), cut along any embedded geodesic  $\xi$  perpendicular to  $\beta_1$  that meets  $\beta_2$ . The remaining hyperbolic surface has the topology of a Möbius strip with convex boundary. Since  $\pi_1$  of the Möbius strip is non-trivial it contains a non-trivial embedded curve (i.e. it does not bound a disk) and since the boundary is convex there is an embedded geodesic  $\nu$  in its isotopy class, so  $\xi$  avoids  $\nu$ . But  $\Sigma$  only contains the embedded closed geodesics  $\mu$  and  $\mu'$  hence  $\nu$  is  $\mu$  or  $\mu'$ .

A genus zero hyperbolic surface with four boundary components is the double cover of a Möbius strip minus a disk. In Figure 3,  $l_{\beta_1} = x$ ,  $l_{\beta_2} = y$ , and  $2z$  and

$2z'$  are the lengths of the two internal geodesics which map 2:1 onto the one-sided geodesics downstairs. They satisfy the hyperbolic trigonometric identity (6).

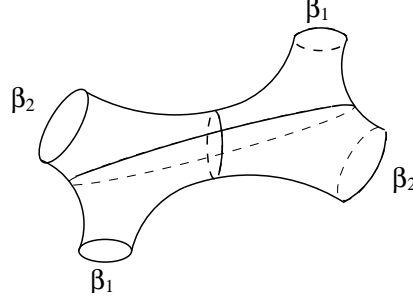


FIGURE 3. Double cover of a Möbius strip minus a disk

A geodesic perpendicular to  $\beta_1$  is of type **A** with the neighbourhood of its union with  $\beta_1$  homeomorphic to a pair of pants with probability  $\tilde{E}(x, y, z) + \tilde{E}(x, y, z')$  since it must meet  $\mu$  or  $\mu'$  by (i) above. A geodesic perpendicular to  $\beta_1$  is of type **B**, hence stops at  $\beta_2$ , with probability  $\tilde{R}(x, 2z, y) + \tilde{R}(x, 2z', y)$  since it must remain inside one of the two pairs of pants in the picture by (ii) above. With probability zero a geodesic perpendicular to  $\beta_1$  is of type **C** (there are eight of them.) The proposition follows.  $\square$

**2.2. Proofs.** Theorems 2 and 3 amount to understanding all types of behaviour of geodesics perpendicular to  $\beta_1$  and the probability of each. The theorems need separate treatments simply because a hyperbolic Klein bottle minus a disk is an exception to most of the topological parts of the argument for the general case.

*Proof of Theorem 2.* The partition of  $\beta_1$  on a general hyperbolic surface into points lying on geodesics of types **A**, **B** and **C** is better understood if we regroup them according to pairs of pants or Möbius strips minus a disk containing the geodesic. In the special case of a Klein bottle minus a disk we will need a different grouping.

This leads to the following new probabilities. A pair of pants with geodesic boundary  $\beta_1, \beta_j$  ( $j > 1$ ) and  $\gamma \subset \Sigma$  of lengths  $l_{\beta_1} = x, l_{\beta_2} = y, l_{\gamma} = z$ , contains a geodesic perpendicular to  $\beta_1$  that avoids  $\gamma$  with probability

$$\frac{R(x, y, z)}{x} := Pr_{\text{avoid } \gamma} \left( \beta_1 \not\subset \bigcup_{\gamma}^{\beta_2} \right) = \tilde{D}(x, y, z) + \tilde{R}(x, z, y).$$

A pair of pants with geodesic boundary  $\beta_1$  and  $\gamma_i, i = 1, 2, (\gamma_i \neq \beta_j)$  of lengths  $l_{\beta_1} = x, l_{\gamma_1} = y, l_{\gamma_2} = z$ , contains a geodesic perpendicular to  $\beta_1$  that avoids  $\gamma_i, i = 1, 2$ , with probability

$$\frac{D(x, y, z)}{x} := Pr_{\text{avoid } \gamma_1, \gamma_2} \left( \beta_1 \not\subset \bigcup_{\gamma_2}^{\gamma_1} \right) = \tilde{D}(x, y, z).$$

A Möbius strip minus a disk with geodesic boundary  $\beta_1$  and  $\nu$ , of lengths  $l_{\beta_1} = x, l_{\nu} = y$ , and containing one-sided geodesics  $\mu$  and  $\mu'$  of lengths  $z$  and  $z'$ , contains a geodesic perpendicular to  $\beta_1$  that avoids  $\nu$ , with probability

$$\begin{aligned} \frac{E(x, y, z) + E(x, y, z')}{x} &:= Pr_{\text{avoid } \nu} \left( \beta_1 \not\subset \bigcup_{\mu}^{\nu} \right) \\ &= \tilde{E}(x, y, z) + \tilde{E}(x, y, z'). \end{aligned}$$

Note that this only defines the sum  $E(x, y, z) + E(x, y, z')$ .

On  $\Sigma$ , a geodesic  $\xi$  perpendicular to  $\beta_1$  (that stops) lies inside either a unique hyperbolic pair of pants or a unique Möbius strip minus a disk except when  $\Sigma$  is a Klein bottle minus a disk. To see this, if  $\xi$  is of type **A**, i.e. it stops when it meets itself or  $\beta_1$ , the boundary of a neighbourhood of  $\xi \cup \beta_1$  consists of one or two curves. In the former case the boundary curve is isotopic to a closed embedded geodesic in  $\Sigma$  which bounds a Möbius strip minus a disk with  $\beta_1$  (except when  $\Sigma$  is a Klein bottle minus a disk.) In the latter case, either the two boundary curves are isotopic to closed embedded geodesics in  $\Sigma$  which bounds a pair of pants with  $\beta_1$ ; or one of the boundary curves is isotopic to a closed embedded geodesic which bounds a Möbius strip minus a disk with  $\beta_1$  (or in the special case of a Klein bottle minus a disk, neither boundary curve is isotopic to a closed embedded geodesic.) If the geodesic  $\xi$  is of type **B** and meets the boundary at  $\beta_j$ ,  $j > 1$ , then the boundary of a neighbourhood of  $\beta_1 \cup \xi \cup \beta_j$  consists of a closed embedded geodesic in  $\Sigma$  which bounds a pair of pants with  $\beta_1$  and  $\beta_j$  (except when  $\Sigma$  is a Möbius strip minus a disk.)

Thus we take any pair of pants or Möbius strip minus a disk in  $\Sigma$  with  $\beta_1$  as a boundary component and group together all those geodesics perpendicular to  $\beta_1$  of types **A** and **B** to get the following:

$$1 = \sum_{\gamma_1, \gamma_2} Pr_{\mathbf{A}}(\beta_1 \frown \gamma_1 \gamma_2) + \sum_{j=2}^n \sum_{\gamma} Pr_{\mathbf{B}}(\beta_1 \frown \gamma_j \gamma) + \sum_{\nu, \mu} Pr_{\mathbf{A}}(\beta_1 \frown \nu \mu) + Pr_{\infty}(\Sigma)$$

where summands denote the probability that a geodesic perpendicular to  $\beta_1$  in the pictured pair of pants or Möbius strip minus a disk is of type **A** or type **B**, and  $Pr_{\infty}(\Sigma)$  is the probability that a geodesic is of type **C**, i.e. it never stops. For the sum over Möbius strips minus a disk, only one of the pairs  $(\nu, \mu)$  and  $(\nu, \mu')$  need appear (where  $l_{\mu'}$  is uniquely determined by  $l_{\beta_1}$ ,  $l_{\nu}$  and  $l_{\mu}$ .) In the next expression both pairs  $(\nu, \mu)$  and  $(\nu, \mu')$  appear in the sum. We have

$$L_1 = \sum_{\gamma_1, \gamma_2} D(L_1, l_{\gamma_1}, l_{\gamma_2}) + \sum_{j=2}^n \sum_{\gamma} R(L_1, L_j, l_{\gamma}) + \sum_{\nu, \mu} E(L_1, l_{\nu}, l_{\mu}) + L_1 Pr_{\infty}(\Sigma)$$

where the sum is over pairs of geodesics  $\gamma_1$  and  $\gamma_2$  that bound a pair of pants with  $\beta_1$ , boundary components  $\beta_j$ ,  $j = 2, \dots, n$  and geodesics  $\gamma$  that bound a pair of pants with  $\beta_1$ , and one-sided geodesics  $\mu$  and two-sided geodesics  $\nu$  that, with  $\beta_1$ , bound a Möbius strip minus a disk containing  $\mu$ .

It remains to show that  $Pr_{\infty}(\Sigma) = 0$ . For a pair of pants and a Möbius strip minus a disk there are only finitely many geodesics perpendicular to  $\beta_1$  that remain embedded for all time. In general, the set of such geodesics is not even countable. That this set has measure zero is a major part of the proof of Mirzakhani [7] and McShane [4]. In our case, although we cannot deduce the non-orientable identity from the orientable one, the zero measure property of this set does follow from the orientable case. Take an orientable double cover of a non-orientable hyperbolic surface so that  $\beta_1$  has two preimages upstairs, one labeled  $\tilde{\beta}_1$ . Geodesics perpendicular to  $\beta_1$  lift to geodesics perpendicular to  $\tilde{\beta}_1$ . The set of points on  $\beta_1$  that lie on geodesics perpendicular to  $\beta_1$  that remain embedded for all time is a subset of those points on  $\tilde{\beta}_1$  that lie on geodesics perpendicular to  $\tilde{\beta}_1$  that remain embedded for all time and hence the set downstairs has measure zero, i.e.  $Pr_{\infty}(\Sigma) = 0$ . (The sets



are not necessarily equal, because a geodesic upstairs may remain embedded while its image downstairs may have self-intersection and hence should have stopped.)

Relations (7) and (8) yield the relations  $D(x, y, z) = R(x, y, z) + R(x, z, y) - x$  and  $E(x, y, z) + E(x, y, z') = R(x, 2z, y) + R(x, 2z, y) - x$ . We arbitrarily choose  $E(x, y, z) = R(x, 2z, y) - x/2$  and note that this does not correspond to the probability of reaching a one-sided geodesic first. The explicit formula

$$R(x, y, z) = x - \ln \frac{\cosh \frac{y}{2} + \cosh \frac{x+z}{2}}{\cosh \frac{y}{2} + \cosh \frac{x-z}{2}}$$

comes from Mirzakhani [7]. It is calculated using hyperbolic trigonometry. We will not repeat the calculation here.  $\square$

*Proof of Theorem 3.* For the Klein bottle minus a disk,  $K$ , the idea of the previous proof remains the same. In this case all geodesics perpendicular to  $\beta_1 = \partial K$  are of type **A** meaning they stop because they intersect themselves or  $\beta_1$ . There are three types of behaviour of these geodesics - the geodesic intersects the unique embedded two-sided geodesic  $\gamma$ , zero, one or two times.

We end up with the sum of the probabilities

$$1 = \sum_{\gamma_1, \gamma_2} Pr_{\gamma_i} \left( \beta_1 \in \bigcup_{\gamma_j} \gamma_j \right) + Pr_{\text{geodesic of type A meets } \gamma} + Pr_{\infty}(\Sigma).$$

The first sum consists of a single term  $\gamma_1 = \gamma_2 = \gamma$  and corresponds to the geodesics perpendicular to  $\beta_1$  that do not meet  $\gamma$ . The third term vanishes since it is the measure of a set of measure zero for the same reasons as in the previous proof. The second sum consists of the geodesics perpendicular to  $\beta_1$  that intersect  $\gamma$  once or twice. It involves a sum involving lengths of pairs of one-sided geodesics. The summand  $E(L_1, l_\nu, l_\mu)$  from the general case overcounts the probability that the geodesics meet  $\gamma$  twice so we need to reorganise the information.

Cut  $K$  along any two disjoint one-sided geodesics  $\mu$  and  $\mu'$  to get a pair of pants with boundary lengths  $x = l_{\beta_1}$ ,  $2y = 2l_\mu$  and  $2z = 2l_{\mu'}$ . The two closest points on the boundary component of length  $2y$  divide it into two equal parts, and in Figure 4 we divide these again to get four parts of equal length  $y/2$ . Similarly do this on the other boundary component.

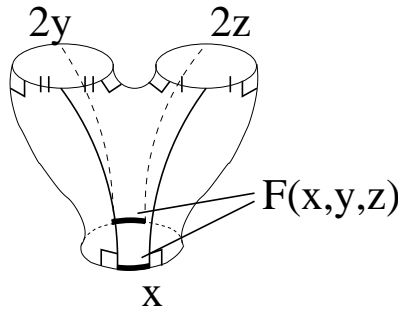


FIGURE 4. Probability on the Klein bottle minus a disk

The shaded region on  $\beta_1$  of total length  $F(x, y, z)$  denotes the probability that a geodesic perpendicular to  $\beta_1$  on  $K$  will avoid at least one of  $\mu$  and  $\mu'$ , and if it meets  $\mu'$ , say, then it has already crossed  $\mu''$ , the other one-sided geodesic disjoint from  $\mu$ .

This last requirement simply means that both  $F(L_1, \mu, \mu')$  and  $F(L_1, \mu, \mu'')$  appear in the sum of probabilities since a perpendicular geodesic meets one of  $\mu, \mu'$  first.

Thus we have

$$L_1 = D(L_1, l_\gamma, l_\gamma) + \sum_{\mu, \mu'} F(L_1, l_\mu, l_{\mu'})$$

where the sum is over all pairs of disjoint one-sided geodesics  $\mu$  and  $\mu'$ . To calculate  $F(x, y, z)$  we use hyperbolic trigonometry.

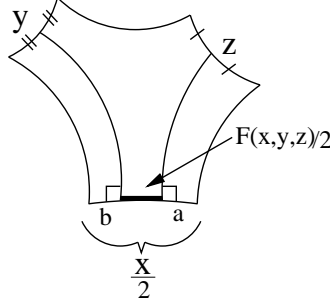


FIGURE 5. Right-angle hexagon

Figure 5 shows a hyperbolic right-angled hexagon with perpendiculars dropped from the midpoints of two sides to the third side. The perpendiculars remain inside the hexagon and do not meet each other by a simple application of the Gauss-Bonnet formula. To calculate  $F(x, y, z)$  we calculate  $a$  and  $b$  and use  $a + F(x, y, z)/2 + b = x/2$ . The two quadrilaterals containing the lengths  $a$  and  $b$  have 3 right-angles and hence satisfy a simple hyperbolic trigonometric identity:

$$\tanh a = \tanh(z/2) / \cosh y', \quad \tanh b = \tanh(y/2) / \cosh z'$$

for

$$\cosh y' = \frac{\cosh y + \cosh(x/2) \cosh z}{\sinh(x/2) \sinh z}, \quad \cosh z' = \frac{\cosh z + \cosh(x/2) \cosh y}{\sinh(x/2) \sinh y}$$

where  $y'$  and  $z'$  are the lengths of sides of the hexagon opposite  $y$  and  $z$ , respectively, and satisfy a hyperbolic trigonometric identity on the hexagon. So

$$\tanh a = \frac{\tanh(z/2) \sinh(x/2) \sinh z}{\cosh y + \cosh(x/2) \cosh z}, \quad \tanh b = \frac{\tanh(y/2) \sinh(x/2) \sinh y}{\cosh z + \cosh(x/2) \cosh y}$$

and

$$\begin{aligned} F(x, y, z) &= x - 2a - 2b \\ &= \frac{x}{2} - \ln \frac{\cosh y + \exp \frac{x}{2} \cosh z - \sinh \frac{x}{2}}{\cosh y + \exp \frac{-x}{2} \cosh z + \sinh \frac{x}{2}}. \end{aligned}$$

Since

$$L - D(L, l_\gamma, l_\gamma) = 2 \ln \frac{1 + e^{L/2} e^{l_\gamma}}{e^{L/2} + e^{l_\gamma}}$$

the sum of probabilities becomes

$$\sum_{\mu, \nu} F(L, l_\mu, l_\nu) = 2 \ln \frac{1 + e^{L/2} e^{l_\gamma}}{e^{L/2} + e^{l_\gamma}}$$

and the theorem is proven.  $\square$

### 3. TRACE IDENTITIES

Lengths of closed geodesics on a hyperbolic surface can be expressed in terms of traces of elements in  $PGL(2, \mathbb{R})$ . Trace identities between elements in  $PGL(2, \mathbb{R})$  then give identities between lengths of closed geodesics. In this section we prove trace identities required throughout the paper, and mainly focus on the less familiar non-orientable cases.

A closed geodesic  $\gamma$  on a hyperbolic surface  $\Sigma$  corresponds to a conjugacy class in  $\pi_1 \Sigma$  and hence it is sent to a conjugacy class represented by  $A_\gamma \in PGL(2, \mathbb{R})$ , under the representation  $\pi_1 \Sigma \rightarrow PGL(2, \mathbb{R})$  that defines the hyperbolic structure. On an orientable hyperbolic surface the representation takes its values in  $PGL^+(2, \mathbb{R})$ . If we take a matrix representative  $A_\gamma$  satisfying  $\det A_\gamma = 1$  and  $\text{tr } A_\gamma > 0$ , there is a relationship

$$(9) \quad \text{tr } A_\gamma = 2 \cosh \frac{1}{2} l_\gamma.$$

To see this, conjugate  $A_\gamma$  so that it preserves the imaginary line in upper half space  $\mathbb{H}^+$ . Then

$$A_\gamma = \begin{pmatrix} a & 0 \\ 0 & 1/a \end{pmatrix}$$

so  $A_\gamma \cdot i = a^2 i$  which is translation by the hyperbolic length  $\ln a^2$ . In other words  $l_\gamma = \ln a^2$  and (9) follows.

On a non-orientable surface (9) is still true for two-sided closed geodesics. For one-sided closed geodesics we have

$$(10) \quad \text{tr } A_\gamma = 2 \sinh \frac{1}{2} l_\gamma.$$

where we have scaled  $A_\gamma$  to have determinant  $-1$  and positive trace. The change from  $\cosh$  to  $\sinh$  is due to the fact that a one-sided homotopy class maps to a negative determinant matrix  $A$ , or equivalently it has non-trivial image under the homomorphism

$$w_1 : \pi_1 \Sigma \rightarrow PGL(2, \mathbb{R}) \xrightarrow{\text{sgn det}} \mathbb{Z}_2.$$

A negative determinant matrix  $A$  acts on  $\mathbb{H}^+$  by

$$z \mapsto A\bar{z}$$

and as above, we arrange  $A_\gamma$  so that it preserves the imaginary line in upper half space  $\mathbb{H}^+$  to get

$$A_\gamma = \begin{pmatrix} a & 0 \\ 0 & -1/a \end{pmatrix}$$

so  $A_\gamma \cdot i = a^2 i$  and as before  $l_\gamma = \ln a^2$  yielding (10).

Relations (9) and (10) are most naturally expressed as

$$\frac{(\text{tr } A_\gamma)^2}{\det A_\gamma} = 2 \pm 2 \cosh l_\gamma$$

since this is well-defined on  $PGL(2, \mathbb{R})$  (where  $\pm = \text{sgn det}(A_\gamma)$ .) We usually rescale so that  $\det A_\gamma = \pm 1$  for ease of use.

The following trace identity is better known on  $PSL(2, \mathbb{R})$  but we write it on  $PGL(2, \mathbb{R})$  for naturality and generality, before specialising by rescaling. For  $A, B \in PGL(2, \mathbb{R})$ , and  $B^\dagger$ , the adjugate of  $B$ , defined by  $BB^\dagger = \det B$

$$(11) \quad \det B \cdot (\operatorname{tr} A)^2 + \det A \cdot (\operatorname{tr} B)^2 + (\operatorname{tr} AB)^2 - \operatorname{tr} A \cdot \operatorname{tr} B \cdot \operatorname{tr} AB = \operatorname{tr} ABA^\dagger B^\dagger + 2 \det A \det B.$$

(One can prove (11) by extending  $\dagger$  to a linear map on  $M(2, \mathbb{R})$  and converting the quadratic identity to a bilinear identity, or by directly verifying it with the computer.)

The trace identity (11) applied to  $A = A_\gamma$  and  $B = A_\mu$  has different geometric interpretations according to the behaviour of the closed geodesics  $\gamma$  and  $\mu$ . It neatly encodes some difficult hyperbolic trigonometric identities. We will apply it to simple closed curves intersecting exactly once.

Let  $\gamma$  and  $\mu$  be two-sided simple closed geodesics that intersect exactly once (and hence both are non-separating.) Then the commutator  $[[\gamma], [\mu]] \in \pi_1 \Sigma$  is represented by a two-sided simple closed geodesic that bounds a neighbourhood of  $\gamma \cup \mu$  which is homeomorphic to  $T^2 - D^2$ . The hyperbolic structure gives a local representation  $\pi_1 \Sigma \rightarrow PSL(2, \mathbb{R})$  (since two-sided curves map to  $PGL^+(2, \mathbb{R}) \subset PGL(2, \mathbb{R})$ .) In this case (11) becomes the better known

$$(\operatorname{tr} A_\gamma)^2 + (\operatorname{tr} A_\mu)^2 + (\operatorname{tr} A_\gamma A_\mu)^2 - \operatorname{tr} A_\gamma \cdot \operatorname{tr} A_\mu \cdot \operatorname{tr} A_\gamma A_\mu = \operatorname{tr} [A_\gamma, A_\mu] + 2.$$

The sign of  $\operatorname{tr} [A_\gamma, A_\mu]$  is well-defined on  $PSL(2, \mathbb{R})$  and in fact  $\operatorname{tr} [A_\gamma, A_\mu] < 0$  which uses the following continuity argument. The space of geometric pairs  $(A_\gamma, A_\mu)$  is connected so since  $\operatorname{tr} [A_\gamma, A_\mu]$  remains away from zero (the representation is geometric (Fuchsian) meaning  $|\operatorname{tr} [A_\gamma, A_\mu]| \geq 2$ ) it is sufficient to calculate the sign of  $\operatorname{tr} [A_\gamma, A_\mu]$  in one example (which we do not do here, although we will construct an example for the non-orientable case.) Using the quadratic identity,  $\operatorname{tr} [A_\gamma, A_\mu] \leq -2$  implies that  $\operatorname{tr} A_\gamma \cdot \operatorname{tr} A_\mu \cdot \operatorname{tr} A_\gamma A_\mu > 0$ .

Lift the local representation  $\pi_1 \Sigma \rightarrow PSL(2, \mathbb{R})$  to  $SL(2, \mathbb{R})$  so that  $\operatorname{tr} A_\gamma > 0$  and  $\operatorname{tr} A_\mu > 0$ . From  $\operatorname{tr} A_\gamma \cdot \operatorname{tr} A_\mu \cdot \operatorname{tr} A_\gamma A_\mu > 0$  this forces  $\operatorname{tr} A_\gamma A_\mu > 0$  and we have

$$(12) \quad x^2 + y^2 + z^2 - xyz = -\delta + 2, \quad \begin{cases} x = 2 \cosh \frac{1}{2} l_\gamma, & z = 2 \cosh(l_{[\gamma][\mu]}/2), \\ y = 2 \cosh(l_\mu/2), & \delta = 2 \cosh(l_{[[\gamma], [\mu]]}/2). \end{cases}$$

When  $\delta = 2$ , so the right hand side of (12) is zero, such a triple  $(x, y, z)$  is known as a *Markoff triple*.

Now let  $\gamma$  be a one-sided simple closed geodesic and  $\mu$  a two-sided simple closed geodesic that intersect exactly once. Then the commutator  $[[\gamma], [\mu]] \in \pi_1 \Sigma$  no longer has good geometric meaning, instead the product  $[\gamma][\mu][\gamma]^{-1}[\mu]$  is represented by a two-sided simple closed geodesic that bounds a neighbourhood of  $\gamma \cup \mu$  which is homeomorphic to the Klein bottle minus a disk  $K - D^2$ . Apply the identity

$$(13) \quad \operatorname{tr} \alpha \beta + \operatorname{tr} \alpha \beta^\dagger = \operatorname{tr} \alpha \cdot \operatorname{tr} \beta$$

to  $\alpha = ABA^\dagger$  and  $\beta = B$  to get

$$\operatorname{tr} ABA^\dagger B + \operatorname{tr} ABA^\dagger B^\dagger = \operatorname{tr} ABA^\dagger \cdot \operatorname{tr} B = \det A \cdot (\operatorname{tr} B)^2$$

so (11) becomes

$$(14) \quad \det B \cdot (\operatorname{tr} A)^2 + (\operatorname{tr} AB)^2 - \operatorname{tr} A \cdot \operatorname{tr} B \cdot \operatorname{tr} AB = -\operatorname{tr} ABA^\dagger B + 2 \det A \det B$$

which has replaced  $\text{tr}ABA^\dagger B^\dagger$  by  $\text{tr}ABA^\dagger B$ , the former geometrically meaningful in the orientable case, and the latter geometrically meaningful in the nonorientable case.

As in the orientable case, the sign of  $\text{tr}ABA^\dagger B$  is well-defined on  $PGL(2, \mathbb{R})$  and by a continuity argument on the connected space of geometric pairs  $(A, B)$  (i.e. pairs corresponding to a one-sided geodesic intersecting a two-sided geodesic once) it is determined by calculating a single example. Such an example is given by the subgroup of  $PGL(2, \mathbb{Z})$  shown in (17). In this example,  $\text{tr}ABA^\dagger B > 0$  thus this is true for all geometric pairs  $(A, B)$ . The quadratic identity then implies  $\text{tr}A \cdot \text{tr}B \cdot \text{tr}AB > 0$ .

We lift the representation  $\pi_1\Sigma \rightarrow PGL(2, \mathbb{R})$  to  $GL(2, \mathbb{R})$  and rescale so that  $\det A_\gamma = -1$ ,  $\det A_\mu = 1$ ,  $\text{tr}A_\gamma > 0$  and  $\text{tr}A_\mu > 0$ . This forces  $\text{tr}A_\gamma A_\mu > 0$  so (14) becomes

$$Y_1^2 + Y_2^2 - Y_1 Y_2 Z = -\partial - 2, \quad \begin{cases} Y_1 = 2 \sinh \frac{1}{2} l_\gamma, & Y_2 = 2 \sinh(l_{[\gamma][\mu]}/2), \\ Z = 2 \cosh(l_\mu/2), & \partial = 2 \cosh(l_{[\gamma][\mu][\gamma]^{-1}[\mu]}/2). \end{cases}$$

A third geometric case when  $\gamma$  and  $\mu$  are disjoint two-sided simple closed geodesics is not important for the paper but we include it out of interest. In this case  $A_\gamma A_\mu = A_\nu$  for  $\nu$  a simple closed geodesic that bounds a pair of pants with  $\gamma$  and  $\mu$ , and the trace identity (11) expresses the length of the closed geodesic with (topological) three-fold symmetry, drawn as  $\eta$  in the diagram, as a symmetric function in the boundary lengths.

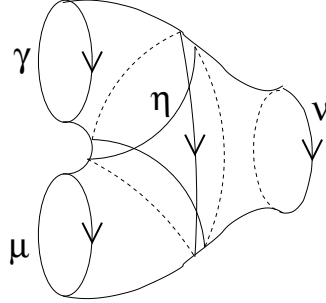


FIGURE 6.  $l_\eta = S(l_\gamma, l_\mu, l_\nu)$

#### 4. PUNCTURED KLEIN BOTTLE

Theorem 1 follows from Theorem 3 if we divide both sides by  $L$  and take the limit  $L \rightarrow 0$ . In this section we give an alternative, elementary proof of Theorem 1 similar to Bowditch's proof [1] of McShane's original identity on the punctured torus. As with a punctured torus, the lengths of all geodesics on a hyperbolic punctured Klein bottle can be calculated recursively (and hence easily listed on the computer.)

Keeping the notation of the theorem,  $\gamma$  denotes the unique two-sided embedded closed geodesic, and  $\gamma_i$  denotes the sequence of one-sided embedded closed geodesics in the hyperbolic punctured Klein bottle. Put

$$Z = 2 \cosh \frac{1}{2} l_\gamma, \quad y_i = \sinh \frac{1}{2} l_{\gamma_i}.$$

The trace identities give the following relations. The puncture has zero length so the quadratic identity becomes

$$(15) \quad y_i^2 + y_{i+1}^2 - y_i y_{i+1} Z = -1.$$

We can replace  $y_{i+1}$  in this quadratic identity by  $y_{i-1}$  and hence they are the two roots of a common quadratic equation. Thus

$$(16) \quad y_{i-1} + y_{i+1} = y_i Z \quad \text{and} \quad y_{i-1} y_{i+1} - y_i^2 = 1.$$

Use these to evaluate the series

$$\begin{aligned} \sum_{i=-\infty}^{\infty} \frac{1}{1 + y_i^2 + y_{i+1}^2} &= \sum_{i=-\infty}^{\infty} \frac{1}{y_i y_{i+1} Z} \\ &= \frac{1}{Z} \sum_{i=-\infty}^{\infty} \left( \frac{y_{i-1}}{y_i} - \frac{y_i}{y_{i+1}} \right) \\ &= \frac{1}{Z} \left( \lim_{i \rightarrow -\infty} \frac{y_{i-1}}{y_i} - \lim_{i \rightarrow \infty} \frac{y_i}{y_{i+1}} \right). \end{aligned}$$

From (15) we have

$$\left( \frac{y_i}{y_{i+1}} \right)^2 + 1 - Z \frac{y_i}{y_{i+1}} = -\frac{1}{y_{i+1}^2}$$

and  $1/y_i \rightarrow 0$  as  $i \rightarrow \pm\infty$  (the lengths of the geodesics go to infinity) so

$$\lim_{i \rightarrow \pm\infty} y_i/y_{i+1} = \lambda_{\pm}$$

satisfies  $\lambda_{\pm}^2 - Z\lambda_{\pm} + 1 = 0 \Rightarrow \lambda = \exp(\pm l_{\gamma}/2)$ .

From  $y_{i-1}y_{i+1} - y_i^2 = 1$  we calculate recursively  $y_{i+1} = \frac{1 + y_i^2}{y_{i-1}}$  so if  $y_i > y_{i-1}$  then  $y_{i+1} > y_i$ . Similarly, if  $y_i > y_{i+1}$  then  $y_{i-1} > y_i$ . Eventually as  $i$  gets large the sequence is strictly increasing and as  $-i$  becomes large the sequence is strictly decreasing (since a hyperbolic surface has a minimal length closed geodesic), so  $\lim_{i \rightarrow \infty} y_i/y_{i+1} = \exp -\frac{1}{2}l_{\gamma}$  and  $\lim_{i \rightarrow -\infty} y_i/y_{i+1} = \exp \frac{1}{2}l_{\gamma}$ . Thus

$$\begin{aligned} \frac{1}{Z} \left( \lim_{i \rightarrow -\infty} \frac{y_{i-1}}{y_i} - \lim_{i \rightarrow \infty} \frac{y_i}{y_{i+1}} \right) &= \frac{1}{Z} \left( \exp \frac{1}{2}l_{\gamma} - \exp -\frac{1}{2}l_{\gamma} \right) \\ &= \frac{2 \sinh \frac{1}{2}l_{\gamma}}{2 \cosh \frac{1}{2}l_{\gamma}} = \tanh \frac{1}{2}l_{\gamma}. \end{aligned}$$

Hence

$$\sum_{i=-\infty}^{\infty} \frac{1}{1 + y_i^2 + y_{i+1}^2} = \tanh \frac{1}{2}l_{\gamma}$$

which is the identity (1).

**4.1. Rational solutions.** Surfaces with rational traces correspond to rational solutions of (15). If  $y_n$  and  $y_{n+1}$  are rational, then all  $y_i$  and  $Z$  are rational. There is exactly one hyperbolic surface with all traces integral. This has

$$y_i = F_{2i}, \quad i \geq 0, \quad y_{-i} = F_{2i-2}, \quad i > 0,$$

where  $F_i$  is the  $i$ th Fibonacci number (for  $F_0 = 1 = F_1$ .) The triples  $(F_{2i}, F_{2i+2}, 3)$  give all integral solutions to (15). The hyperbolic surface with integral traces is a quotient of  $\mathbb{H}^2$  by the index 12 subgroup of  $PGL(2, \mathbb{Z})$ :

$$(17) \quad \Gamma = \langle A, B \rangle \subset PGL(2, \mathbb{Z}), \quad A = \begin{pmatrix} 0 & -1 \\ -1 & 2 \end{pmatrix}, \quad B = \begin{pmatrix} 1 & 1 \\ 1 & 2 \end{pmatrix}.$$

It is analogous to the modular curve given by the quotient of  $\mathbb{H}^2$  by the index 6 commutator subgroup of  $PSL(2, \mathbb{Z})$  which is a hyperbolic punctured torus with all traces integral.

**4.2. Extended Quasi-Fuchsian 3-manifolds.** A complete hyperbolic 3-manifold  $M = \mathbb{H}^3/\Gamma$  is the quotient of hyperbolic space by a discrete subgroup  $\Gamma \subset PSL(2, \mathbb{C})$  which is the image of a representation of  $\pi_1 M$ . It has conformal boundary  $\Omega(\Gamma)/\Gamma$  where  $\Omega(\Gamma)$  is the largest open subset of  $S_\infty^2$  (the conformal boundary of  $\mathbb{H}^3$ ) on which  $\Gamma$  acts properly discontinuously. The limit set  $\Lambda(\Gamma) = S_\infty^2 - \Omega(\Gamma)$  is the set of accumulation points of an arbitrary point in  $\mathbb{H}^3$ . Hyperbolic surfaces correspond to Fuchsian groups which have  $\Lambda(\Gamma)$  equal to a round circle, or equivalently take values in (a conjugate of)  $PSL(2, \mathbb{R})$ . More generally, if  $\Lambda(\Gamma)$  is a Jordan curve homeomorphic to a circle and  $\Omega(\Gamma)$  consists of two disjoint sets, then either  $\Gamma$  preserves the two components of  $\Omega(\Gamma)$ , in which case it is quasi-Fuchsian and  $M$  is homeomorphic to a surface times  $\mathbb{R}$ , or  $\Gamma$  swaps the two components of  $\Omega(\Gamma)$ , in which case it is *extended quasi-Fuchsian* and  $M$  is homeomorphic to a non-trivial  $\mathbb{R}$  bundle over a non-orientable surface. Its conformal boundary is the orientable double cover of the non-orientable surface.

*Proof of Theorem 4.* The identity (1) extends to allow complex values of  $y_i$ . To prove the more general version of the identity, it is sufficient to show the series on the left hand side of (1) converges, since the proof of the identity goes through without change. Recall that given initial values  $y_0, y_1 \in \mathbb{C}$ , they determine  $l_\gamma \in \mathbb{C}$  via (15) and  $\{y_i\}$  via either equation in (16). To analyse the convergence of the series (1) we need to understand the growth of the  $|y_i|$  as  $i \rightarrow \pm\infty$ , and we do this by giving a general solution of  $\{y_i\}$  from  $y_0, y_1 \in \mathbb{C} \setminus \{0\}$ .

$$(18) \quad y_n = A \exp \frac{n}{2} l_\gamma + B \exp -\frac{n}{2} l_\gamma, \quad A + B = y_0, \quad AB = 4/\sinh^2 \frac{1}{2} l_\gamma.$$

Note that  $y_1$  enters (18) by together with  $y_0$  determining  $l_\gamma$ . The proof of this general solution is by direct substitution into (15) or (16), and the fact that there exists a unique solution given  $y_0$  and  $y_1$ . Now we put the following assumption on  $y_0$  and  $y_1$  which we interpret geometrically below.

**Condition 1.** *Restrict to pairs  $y_0, y_1 \in \mathbb{C} \setminus \{0\}$  such that  $Re(l_\gamma) \neq 0$  for  $l_\gamma$  defined by  $\cosh \frac{1}{2} l_\gamma = (1 + y_0^2 + y_1^2)/(2y_0 y_1)$ .*

Now, put  $Re(l_\gamma) = \lambda \neq 0$ . From (18)

$$|y_n| > ||A| \exp(n\lambda/2) - |B| \exp(-n\lambda/2)| \sim \exp(n|\lambda|/2)$$

since both  $|A|$  and  $|B|$  are non-zero and one of the terms grows exponentially while the other decays exponentially. Thus  $|y_n|$  grows exponentially. Now replace the summands in the series (1) by the more convenient  $1/y_i y_{i+1} Z$  so we see that the terms decay exponentially, the series converges absolutely, and the proof of the identity goes through under the assumption of Condition 1.

In the hyperbolic 3-manifold homeomorphic to the non-trivial  $\mathbb{R}$  bundle over the punctured Klein bottle there is a unique closed geodesic  $\gamma$  that projects to an embedded two-sided curve on the surface. It corresponds to a loxodromic element in  $PSL(2, \mathbb{C})$ . A *loxodromic* element  $A \in PSL(2, \mathbb{C})$  satisfies  $tr(A) \notin [-2, 2]$ . Thus  $2 \cosh(l_\gamma) \notin [-2, 2]$ . But  $\cosh(a + ib) = \cosh a \cos b + i \sinh a \sin b$  so  $2 \cosh(a + ib) \in [-2, 2]$  is equivalent to  $a = 0$  and thus  $l_\gamma$  corresponding to a loxodromic element is equivalent to Condition 1. The theorem follows.  $\square$

Theorem 4 is an analogue of Bowditch's study of two-generator subgroups of  $PSL(2, \mathbb{C})$  using Markoff triples [2]. In that case, it is difficult to tell when a Markoff triple— $(x, y, z)$  the norm of each greater than 2 and satisfying (12) for  $\delta = 2$ —corresponds to a Kleinian group. The situation for the punctured Klein bottle is much easier, since Condition 1 gives the complete answer.

## 5. MODULI SPACE

For  $n + k - 2 > 0$ , denote by  $\mathcal{M}_{k,n,\pm}(\mathbf{L})$  the moduli space of hyperbolic surfaces with  $n$  geodesic boundary components of lengths  $\mathbf{L} = (L_1, \dots, L_n)$  and fixed topology

$$(19) \quad \Sigma \cong \Sigma'_m \# (k - 2m) \mathbb{RP}^2, \quad \Sigma' \text{ orientable of genus } m$$

where  $\pm$  indicates when the surface is orientable or non-orientable. Note that  $k = 2m$  in the orientable case and in the non-orientable case the topology is independent of  $m$ . The moduli space is an orbifold of dimension

$$\dim \mathcal{M}_{k,n,\pm}(\mathbf{L}) = 3k - 6 + 2n = -3\chi - n$$

where  $\chi$  is the Euler characteristic. The map

$$\mathcal{M}_{g,n}(\mathbf{L}) \xrightarrow{2:1} \mathcal{M}_{2g,n,+}(\mathbf{L})$$

from the usual moduli space of *oriented* hyperbolic surfaces is generically 2:1 since there are two orientations on each orientable surface. (There is a branch set given by a half dimensional space of surfaces possessing an orientation preserving isometry that switches the orientations. When  $\mathbf{L} = 0$ , the oriented hyperbolic surfaces with cusps can be identified with algebraic curves, and the real algebraic curves, or Klein surfaces, correspond to those surfaces with an orientation preserving isometry swapping the orientations.)

To see the manifold (or orbifold) structure locally, and in particular its dimension, take a maximal set of disjoint embedded closed geodesics. Deformations of the hyperbolic structure are obtained by varying the lengths of these geodesics. Further deformations are obtained by cutting along two-sided geodesics, rotating and gluing back. The gluing along a one-sided geodesic is rigid and hence does not allow rotations, i.e. a one-sided geodesic must glue to itself via the antipodal map. A surface of type  $(k, n, -)$  has the topology of (19), so it possesses a maximal set of disjoint closed embedded geodesics consisting of  $k - 2m$  one-sided geodesics and  $m - 3 + n + k$  two-sided geodesics. Thus the dimension of the deformation space is  $k - 2m + 2(m - 3 + n + k) = 3k - 6 + 2n$  as given above.

If we cut along the maximal set of disjoint embedded closed geodesics we get a pair of pants decomposition of the surface. The rotation angle along a two-sided geodesic can be given a value that is almost well-defined, by measuring the angle difference between distinguished points on each side of the geodesic, given by the



two closest points to the two other boundary components of the pair of pants. An angle  $\theta(\bmod l)$  along a two-sided geodesic of length  $l$  is well-defined up to

$$(20) \quad \theta \mapsto l - \theta, \quad \theta \mapsto \frac{l}{2} + \theta, \quad \theta \mapsto \frac{l}{2} - \theta.$$

**5.1. Volume form.** The moduli space of hyperbolic surfaces with a given topology comes equipped with a local volume form which is globally well-defined up to sign.

**Theorem 5.** *Up to sign, the volume form*

$$(21) \quad d\text{vol} = \bigwedge_{\gamma \text{ 2-sided}} (dl_\gamma \wedge d\theta_\gamma) \wedge \bigwedge_{\mu \text{ 1-sided}} \coth(l_\mu/2) dl_\mu$$

*is independent of the choice of pair of pants decomposition.*

*Proof.* The volume form is only well-defined up to sign for two reasons. The rotation angle  $\theta_\gamma$  along the geodesic  $\gamma$  is well-defined up to the transformations (20) which can transform  $d\theta_\gamma \mapsto -d\theta_\gamma$ . Also, the order of the  $\coth(l_\mu)dl_\mu$  terms is not well-defined so switching two can alter the sign.

The main point of the theorem is that up to sign the volume form is invariant under the mapping class group, and it is independent of the choice of the topological pair of pants decomposition. (For example, the closed orientable genus 2 surface has two topologically distinct pair of pants decompositions.) We prove both of these at the same time by showing that the volume form is invariant, up to sign, under local changes in the pair of pants decomposition. A sequence of such changes can give any element of the mapping class group.

There are four local changes of a pair of pants decomposition. Two cases involve only two-sided geodesics - replace a two-sided geodesic with another intersecting two-sided geodesic. The different cases correspond to the geodesic being non-separating or separating. We will not consider this case here since it follows from [13].

The other two cases consist of

- (i) replace a one-sided geodesic  $\mu$  by another one-sided geodesic  $\mu'$  that intersects  $\mu$  exactly once;
- (ii) replace two non-intersecting one-sided geodesics by a two-sided geodesic that intersects both of the one-sided geodesics once.

For case (i), thicken  $\mu \cup \mu'$  to get a Möbius strip minus a disk  $\Sigma$ . The two boundary components of  $\Sigma$  are isotopic to geodesics so we can choose  $\Sigma$  to have geodesic boundary  $\beta_1$  and  $\beta_2$ . The trace identity (6)  $\cosh\left(\frac{l_{\beta_1}}{2}\right) + \cosh\left(\frac{l_{\beta_2}}{2}\right) = 2 \sinh\left(\frac{l_\mu}{2}\right) \sinh\left(\frac{l_{\mu'}}{2}\right)$  and the fact that  $\beta_1$  and  $\beta_2$  are unchanged by the swap of  $\mu$  with  $\mu'$  we have  $d \log \sinh\left(\frac{l_\mu}{2}\right) + d \log \sinh\left(\frac{l_{\mu'}}{2}\right) = 0$  and hence

$$(22) \quad \coth(l_\mu)dl_\mu = -\coth(l_{\mu'})dl_{\mu'}.$$

Furthermore, not only do the lengths of  $\beta_1$  and  $\beta_2$  remain constant, but also the rotation angles at each of these geodesics remain constant. This is because the distinguished points on  $\beta_1$  and  $\beta_2$  marked by shortest geodesics between boundary components of a pair of pants decomposition, are the same for the two pair of pants decomposition obtained by cutting along  $\mu$  or  $\mu'$ . This fact can be seen in Figure 3 which shows the double cover of a Möbius strip minus a disk, and hence both pair of pants decompositions on the same diagram. Thus all other coordinates

are unchanged and the volume element changes by  $\coth(l_\mu/2)dl_\mu \mapsto \coth(l_{\mu'})dl_{\mu'} = -\coth(l_\mu)dl_\mu$  which is multiplication by -1.

For case (ii), take any path  $p$  running between the non-intersecting one-sided geodesics  $\mu_1$  and  $\mu_2$ , so that  $p$  intersects each  $\mu_i$  only at the endpoints of  $p$ . Thicken  $\mu_1 \cup \mu_1 \cup p$  to get a Klein bottle minus a disk  $K$  and as before we can choose  $K$  so that it has geodesic boundary. Inside  $K$  there is a unique two-sided geodesic  $\gamma$ . We wish to replace  $\mu_1$  and  $\mu_2$  by  $\gamma$ . This gives a new pair of pants decomposition with coordinates the length  $l_\gamma$  and rotation angle  $\theta_\gamma$  replacing the lengths  $l_{\mu_1}$  and  $l_{\mu_2}$ . The coordinates are shown together in the following diagram.

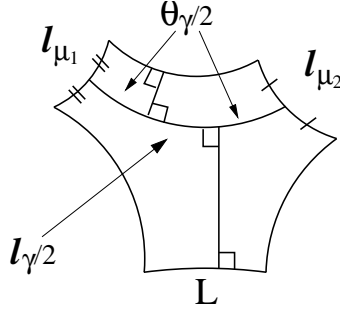


FIGURE 7. Coordinates  $l_\gamma$ ,  $\theta_\gamma$ ,  $l_{\mu_1}$  and  $l_{\mu_2}$

Figure 7 shows a right-angle hexagon, two copies giving the Klein bottle cut along the one-sided geodesics  $\mu_1$  and  $\mu_2$ . The geodesic joining the midpoints of the sides  $\mu_1$  and  $\mu_2$  gives half of the unique two-sided geodesic  $\gamma$ . The length  $\theta_\gamma/2$  appears twice in the diagram as either of the intervals of equal length.

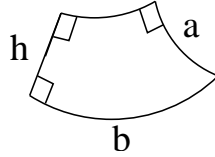


FIGURE 8.  $\sinh h \cdot \cosh b = \sinh a$

Put  $Y_i = \sinh(l_{\mu_i}/2)$  and apply the hyperbolic trigonometric identity in Figure 8 to the two quadrilaterals in Figure 7 to get

$$(23) \quad \frac{Y_1}{Y_2} = \frac{\cosh(\theta_\gamma/2)}{\cosh(l_\gamma/2 - \theta_\gamma/2)}.$$

Also the trace identity (14) gives

$$Y_1^2 + Y_2^2 - 2Y_1Y_2 \cosh \frac{1}{2}l_\gamma = \text{constant}$$

where the right hand side depends on the length of the boundary of  $K$  which is constant. So we substitute (23) to get

$$\frac{\text{constant}}{Y_1^2} = 1 + \frac{\cosh^2(l_\gamma/2 - \theta_\gamma/2)}{\cosh^2(\theta_\gamma/2)} - \frac{2 \cosh(l_\gamma/2 - \theta_\gamma/2) \cosh \frac{1}{2}l_\gamma}{\cosh(\theta_\gamma/2)}$$

and get rid of the constant by taking the logarithmic derivative. Together with the logarithmic derivative of (23) we get

$$(24) \quad dl_\gamma \wedge d\theta_\gamma = dY_1 \wedge dY_2 = \coth(l_{\mu_1}/2) \coth(l_{\mu_2}/2) dl_{\mu_1} \wedge dl_{\mu_2}.$$

Under the change from  $\mu_1, \mu_2$  to  $\gamma$  the length of the boundary of  $K$  is unchanged but unlike the previous case, the angle associated to the boundary does change. The change is given by one of the two subintervals of the length  $L$  in Figure 7. Label this change by  $\phi$ , then  $\phi = \phi(L, l_{\mu_1}, l_{\mu_2})$  so in particular  $d\phi$  is a linear combination of  $dl_{\mu_1}$  and  $dl_{\mu_2}$ , or equivalently a linear combination of  $dl_\gamma$  and  $d\theta_\gamma$ , so the volume element is unchanged by the change  $d\phi$  and hence  $d\text{vol}$  changes by (24) and the theorem is proven.  $\square$

**5.2. Global coordinates.** The moduli space of orientable hyperbolic surfaces  $\mathcal{M}_{k,n,+}(\mathbf{L})$  possesses a double cover  $\mathcal{M}_{g,n}(\mathbf{L})$  of *oriented* hyperbolic surfaces of genus  $g = k/2$  on which the volume form (21) is well-defined without the  $\pm 1$  ambiguity. The double cover is required to make sense of the angle at each two-sided geodesic. One can choose at each two-sided curve the way in which to define  $\theta$  (for example, from one side of a geodesic in the decomposition turn right at a distinguished point and head towards a point distinguished from the other side) to leave an ambiguity  $\theta \mapsto \theta + l/2 \pmod{l}$  compared to (20). Furthermore, the change from  $\theta$  to  $\theta + l/2$  gives a different hyperbolic surface so we are left with  $\theta \pmod{l}$ . A flip  $\theta \mapsto l - \theta$  at every two-sided geodesic gives the same hyperbolic surface with different coordinates so we have a double cover of the moduli space of unoriented surfaces. Lift the angle  $\theta$  to take values in  $\mathbb{R}$ . The lengths  $l_i \in \mathbb{R}^+$  and angles  $\theta_i \in \mathbb{R}$  give global coordinates called *Fenchel-Nielsen coordinates* on the Teichmüller space of marked hyperbolic surfaces.

One would similarly like to do this for the moduli spaces  $\mathcal{M}_{k,n,-}(\mathbf{L})$ , i.e. take a double cover on which the volume form is well-defined without the  $\pm 1$  ambiguity. Teichmüller spaces of non-orientable hyperbolic surfaces have been studied by various authors. In [3, 10] Fenchel-Nielsen coordinates are defined on marked non-orientable hyperbolic surfaces. Jost [3] considers an enlarged Teichmüller space that combines orientable and non-orientable surfaces which naturally arises when compactifying the spaces. A double cover of the moduli space or Teichmüller space can be obtained by orienting the complement of a geodesic on a non-orientable surface when the complement is orientable. We only do this here in the simplest case of a Klein bottle minus a disk in order to demonstrate an integration formula.

The pair of pants decompositions of a hyperbolic surface are well-suited to Mirzakhani's technique of integration over the moduli space. However, for non-orientable hyperbolic surface it may be better to use Penner's coordinates [9] given by lengths of a maximal set of disjoint geodesic arcs perpendicular to the boundary. These coordinates consist of lengths and no angles. Lengths are a little more natural on a non-oriented surface. In this case the  $\pm 1$  ambiguity of the volume form on the moduli space comes from a choice of ordering for the coordinates just as for lengths of one-sided geodesics.

**5.3. Integration.** Mirzakhani showed how to use McShane's identity, and her generalised versions of the identity, to integrate functions on the moduli space, and in particular calculate the volume of the moduli space [6, 7, 8].

We give a very short description of her idea, before we apply it to a non-orientable example. Mirzakhani shows how to integrate functions of the form

$$F = \sum_{\gamma=h \cdot \gamma_0} f(l_\gamma)$$

where  $f$  is an arbitrary function and the sum is over the orbit of a geodesic under the mapping class group. When  $f$  decays fast enough the sum is well-defined on the moduli space. More generally, one can consider an arbitrary (decaying) function on collections of geodesics and sum over orbits of the mapping class group acting on the collection. Mirzakhani unfolds the integral of  $F$  to a moduli space  $\widehat{\mathcal{M}}_{g,n}(\mathbf{L})$  of pairs  $(\Sigma, \gamma)$  consisting of a hyperbolic surface  $\Sigma$  and a geodesic  $\gamma \subset \Sigma$ .

$$\begin{array}{c} \mathcal{T}_{g,n}(\mathbf{L}) \\ \downarrow \\ \widehat{\mathcal{M}}_{g,n}(\mathbf{L}) \\ \downarrow \\ \mathcal{M}_{g,n}(\mathbf{L}) \end{array}$$

The unfolded integral

$$\int_{\mathcal{M}_{g,n}(\mathbf{L})} F \cdot d\text{vol} = \int_{\widehat{\mathcal{M}}_{g,n}(\mathbf{L})} f(l_\gamma) \cdot d\text{vol}$$

can be expressed in terms of an integral over the simpler moduli space obtained by cutting  $\Sigma$  along the geodesic  $\gamma$ .

McShane's identity is exactly of the right form for Mirzakhani's scheme since it expresses the constant function  $F = L_1$  as a sum of functions of lengths over orbits of the mapping class group. In this case,

$$L_1 V_{g,n}(\mathbf{L}) = \int_{\mathcal{M}_{g,n}(\mathbf{L})} F \cdot d\text{vol} = \int_{\widehat{\mathcal{M}}_{g,n}(\mathbf{L})} f(l_{\gamma_1}, l_{\gamma_2}) \cdot d\text{vol}$$

expresses the volume  $V_{g,n}(\mathbf{L}) = \text{volume}(\mathcal{M}_{g,n})$  recursively in terms of simpler volumes of moduli spaces obtained by removing a pair of pants from  $\Sigma$  in topologically different ways. The simplest unfolding expresses the volume of  $\mathcal{M}_{1,1}$  as an integral over  $\mathbb{R}^+ \times [-1/2, 1/2]$ . In the example of the Klein bottle below, we see a similar unfolding to an integral over  $\mathbb{R}^+ \times \mathbb{R}^+$ .

The volume of  $\mathcal{M}_{k,n,-}(\mathbf{L})$  is infinite so we cannot integrate constant functions over the moduli space but we can integrate integrable functions.

We can take a double cover of  $\mathcal{M}_{2,1,-}$ , the moduli space of punctured Klein bottles (we have dropped the length  $L$  since it is zero), on which the volume form is well-defined. The double cover is obtained by orienting each surface on a complement of the two-sided geodesic  $\gamma$ . The volume form is

$$dl_\gamma \wedge d\theta_\gamma = \coth \frac{1}{2} l_{\gamma_i} \coth \frac{1}{2} l_{\gamma_{i+1}} dl_{\gamma_i} \wedge dl_{\gamma_{i+1}}$$

since the double cover has allowed us to choose the sign of  $\theta_\gamma$ , and also to distinguish  $\gamma_{i-1}$  from  $\gamma_{i+1}$  to put next to  $\gamma_i$ .

The length  $l_\gamma$  is well defined on the moduli space since  $\gamma$  is unique. The identity from Theorem 1

$$\sum_{i=-\infty}^{\infty} \frac{1}{1 + \sinh^2 \frac{1}{2} l_{\gamma_i} + \sinh^2 \frac{1}{2} l_{\gamma_{i+1}}} = \tanh \frac{1}{2} l_\gamma$$

enables us to unfold the integral of  $\tanh \frac{1}{2}l_\gamma$  over the moduli space, but this integral is infinite. Instead, integrate

$$F = \frac{\tanh \frac{1}{2}l_\gamma}{\cosh^n \frac{1}{2}l_\gamma} = \sum_{i=-\infty}^{\infty} \frac{(2 \sinh \frac{1}{2}l_{\gamma_i} \sinh \frac{1}{2}l_{\gamma_{i+1}})^n}{(1 + \sinh^2 \frac{1}{2}l_{\gamma_i} + \sinh^2 \frac{1}{2}l_{\gamma_{i+1}})^{n+1}}.$$

This identity uses (15) and the identity for  $n = 0$ .

We will calculate only the simplest case  $n = 1$

$$\begin{aligned} \int_{\mathcal{M}_{2,1,-}} F \cdot d\text{vol} &= \int_{\mathcal{M}_{2,1,-}} \sum_{i=-\infty}^{\infty} \frac{2 \sinh \frac{1}{2}l_{\gamma_i} \sinh \frac{1}{2}l_{\gamma_{i+1}}}{(1 + \sinh^2 \frac{1}{2}l_{\gamma_i} + \sinh^2 \frac{1}{2}l_{\gamma_{i+1}})^2} d\text{vol} \\ &= \int_{\widehat{\mathcal{M}}_{2,1,-}} \frac{2 \sinh \frac{1}{2}l_{\gamma_i} \sinh \frac{1}{2}l_{\gamma_{i+1}} \coth \frac{1}{2}l_{\gamma_i} \coth \frac{1}{2}l_{\gamma_{i+1}}}{(1 + \sinh^2 \frac{1}{2}l_{\gamma_i} + \sinh^2 \frac{1}{2}l_{\gamma_{i+1}})^2} dl_{\gamma_i} dl_{\gamma_{i+1}} \\ &= \int_0^\infty \int_0^\infty \frac{2 \cosh \frac{1}{2}x \cosh \frac{1}{2}y}{(1 + \sinh^2 \frac{1}{2}x + \sinh^2 \frac{1}{2}y)^2} dx dy. \\ &= 2\pi \end{aligned}$$

In this case, the integral can be performed without unfolding, since

$$\int_0^\infty \int_0^{l_\gamma} \frac{\tanh \frac{1}{2}l_\gamma}{\cosh \frac{1}{2}l_\gamma} d\theta_\gamma dl_\gamma = 2\pi.$$

Mirzakhani [8] used the volumes of the moduli spaces to study cohomology classes on the moduli space. She proved recursion relations between volumes of the moduli spaces which led to recursion relations between cohomology classes, reproving the Witten-Kontsevich Virasoro relations on the moduli space. It is not clear what the analogous setup should be on the moduli spaces of non-orientable surfaces since the volumes are infinite and hence intersection numbers do not exist. Nevertheless, we would hope to be able to integrate over the moduli spaces of non-orientable surfaces and get relations between cohomology classes on different moduli spaces. The degree  $4i$  tautological cohomology classes appearing in Wahl's work [12] on the cohomology of moduli spaces of non-orientable surfaces are the natural candidates to satisfy recursion relations.

## REFERENCES

- [1] Bowditch, Brian H. *A proof of McShane's identity via Markoff triples*. Bull. London Math. Soc. **28** (1996), 73-78.
- [2] Bowditch, Brian H. *Markoff triples and quasi-Fuchsian groups*. Proc. London Math. Soc. (3) **77** (1998), 697-736.
- [3] Jost, Jürgen *Minimal surfaces and Teichmüller theory* Tsing Hua Lectures on Geometry and Analysis, (Hsinchu, 1990-1991), 149-211, Internat. Press, Cambridge, MA, 1997.
- [4] McShane, Greg *A remarkable identity for lengths of curves*. Ph.D. Thesis, University of Warwick, 1991.
- [5] McShane, Greg *Simple geodesics and a series constant over Teichmüller space*. Invent. Math. **132** (1998), 607-632.
- [6] Mirzakhani, Maryam *Growth of the number of simple closed geodesics on hyperbolic surfaces* To appear in Annals of Math.
- [7] Mirzakhani, Maryam *Simple geodesics and Weil-Petersson volumes of moduli spaces of bordered Riemann surfaces*. To appear in Invent. Math.
- [8] Mirzakhani, Maryam *Weil-Petersson volumes and intersection theory on the moduli space of curves*. J. Amer. Math. Soc. **20** (2007), 1-23.
- [9] Penner, Robert C. *The decorated Teichmüller space of punctured surfaces*. Comm. Math. Phys. **113** (1987), 299-339.

- [10] Seppälä, Mika *Teichmüller spaces of Klein surfaces*. Ann. Acad. Sci. Fenn. Ser. A I Math. Dissertationes No. 15 (1978), 37 pp.
- [11] Ser Peow Tan, Yan Loi Wong, Ying Zhang *Generalizations of McShane's identity to hyperbolic cone-surfaces*. J. Diff. Geom. **72** (2006), 73-111.
- [12] Wahl, Nathalie *Homological stability for the mapping class groups of non-orientable surfaces*. Preprint (2006).
- [13] Wolpert, Scott *On the Weil-Petersson geometry of the moduli space of curves*. Amer. J. Math. **107** (1985), 969-997.

DEPARTMENT OF MATHEMATICS AND STATISTICS, UNIVERSITY OF MELBOURNE, AUSTRALIA  
3010, AND BOSTON UNIVERSITY, 111 CUMMINGTON ST, BOSTON MA 02215

*E-mail address:* pnorbury@math.bu.edu