

Cones and gauges in complex spaces : Spectral gaps and complex Perron-Frobenius theory.

Hans Henrik Rugh
University of Cergy-Pontoise, France

September 29, 2018

Abstract

We introduce complex cones and associated projective gauges, generalizing a real Birkhoff cone and its Hilbert metric to complex vector spaces. We deduce a variety of *spectral gap* theorems in complex Banach spaces. We prove a *dominated* complex cone-contraction Theorem and use it to extend the classical Perron-Frobenius Theorem to complex matrices, Jentzsch's Theorem to complex integral operators, a Kreĭn-Rutman Theorem to compact and quasi-compact complex operators and a Ruelle-Perron-Frobenius Theorem to complex transfer operators in dynamical systems. In the simplest case of a complex n by n matrix $A \in M_n(\mathbb{C})$ we have the following statement : Suppose that $0 < c < +\infty$ is such that $|\operatorname{Im} A_{ij} \overline{A}_{mn}| < c \leq \operatorname{Re} A_{ij} \overline{A}_{mn}$ for all indices. Then A has a 'spectral gap'.

1 Introduction

The Perron-Frobenius Theorem [Per07, Fro08] asserts that a real square matrix with strictly positive entries has a 'spectral gap', i.e. the matrix has a positive simple eigenvalue and all other eigenvalues are strictly smaller in modulus. More generally, let A be a bounded linear operator acting upon a real or complex Banach space and of spectral radius $r_{\text{sp}}(A)$. We say that A has a spectral gap if (1) it has a simple isolated eigenvalue λ the modulus of which equals $r_{\text{sp}}(A)$ and (2) the remaining part of the spectrum is contained in a disk centered at zero and of radius strictly smaller than $r_{\text{sp}}(A)$.

Jentzsch generalized in [Jen12] the Perron-Frobenius Theorem to integral operators with a strictly positive continuous kernel. The proof uses the Schauder-Tychonoff Theorem to produce a dual eigenvector and then a contraction on the kernel of this eigenvector to get a spectral gap. Kreĭn-Rutman [KR50, Theorem 6.3] (see also [Rut40] and [Rot44]) gave an abstract setting of this result by considering a punctured real closed cone mapped to its interior by a compact operator. Compactness of the operator essentially reduces the problem to finite dimensions.

Birkhoff, in a seminal paper [Bir57], developed a more elementary and intuitive (at least in our opinion) Perron-Frobenius 'theory' by considering the projective contraction of a cone equipped with its associated Hilbert metric. Birkhoff noted that this projective metric satisfies a *contraction principle*, i.e. any linear map preserving the cone is a contraction for the metric and the contraction is strict and uniform if the image of the cone has finite projective diameter.

All these results, or rather their proofs, make use of the 'lattice'-structure induced by a real cone on a real Banach space (see [Bir67] and also [Mey91]). On the other hand, from complex analysis we know that the Poincaré metric on the unit disk, $\mathbb{D} = \{z \in \mathbb{C} : |z| < 1\}$, and the induced metric on a hyperbolic Riemann surface enjoy properties similar to the Hilbert metric, in particular a *contraction principle* with respect to conformal maps. More precisely, if $\phi : U \rightarrow V$ is a conformal map between hyperbolic Riemann surfaces then its

conformal derivative never exceeds one. The map is a strict contraction unless it is a bijection (see e.g. [CG93, Chapter I.4: Theorems 4.1 and 4.2]). By considering analytic images of complex discs Kobayashi [Kob67, Kob70] (see also [Ves76]) constructed a hyperbolic metric on complex (hyperbolic) manifolds, a tool with many applications also in infinite dimensions (see e.g. [Rug02, Appendix D]).

Given a real cone contraction, perturbation theory allows on abstract grounds to consider ‘small’ complex perturbations but uniform estimates are usually hard to obtain. Uniform complex estimates are needed e.g. when proving local limit theorems and refined large deviation theorems for Markov additive processes (see [NN87] and references therein) and also for studying the regularity of characteristic exponents for time-dependent and/or random dynamical systems (see e.g. [Rue79, Rug02]). It is desirable to obtain a description of a projective contraction and, in particular, a spectral gap condition for complex operators without the above-mentioned restrictions. We describe in the following one way to accomplish this goal.

In section 2 we introduce families of \mathbb{C} -invariant cones in complex Banach spaces and a theory for the projective contraction of such cones. The central idea is simple, namely to use the Poincaré metric as a ‘gauge’ on 2-dimensional affine sections of a complex cone. At first sight, this looks like the Kobayashi construction. A crucial difference, however, is that we only consider disk images in 2-dimensional subspaces. Also we do not take infimum over chains (so as to obtain a triangular inequality, see Appendix A). This adapts well to the study of linear operators and makes computations much easier than for the general Kobayashi metric. Lemma 2.3 shows that this gauge is indeed projective. The contraction principle for the Poincaré metric translates into a contraction principle for the gauge and, under additional regularity assumptions, developed in section 3, into a projective contraction, and finally a spectral gap, with respect to the Banach space norm.

In sections 4 and 5 we consider real cones and define their *canonical complexification*. For example, $\mathbb{C}_+^n = \{u \in \mathbb{C}^n : |u_i + u_j| \geq |u_i - u_j|, \forall i, j\} = \{u \in \mathbb{C}^n : \operatorname{Re} u_i \bar{u}_j \geq 0, \forall i, j\}$ is the canonical complexification of the standard real cone, \mathbb{R}_+^n . We show that our complex cone contraction yields a genuine extension of the Birkhoff cone contraction : A real Birkhoff cone is *isometrically* embedded into its canonical complexification. It enjoys here the same contraction properties with respect to linear operators. We obtain in section 6 then one of our main results: When a complex operator is *dominated* by a sufficiently regular real cone-contraction (Assumption 6.1) then (Theorem 6.3) the complex operator has a spectral gap. It is of interest to note that the conditions on the complex operator are expressed in terms of a real cone and sometimes easy to verify. Sections 7-9 thus presents a selection of complex analogues of well-known real cone contraction theorems : A Perron-Frobenius Theorem for complex matrices (as stated at the end of the abstract), Jentzsch’s Theorem for complex integral operators, a Kreĭn-Rutman Theorem for compact and quasi-compact complex operators and a Ruelle-Perron-Frobenius Theorem for complex transfer operators.

Acknowledgements: I am grateful to A Douady for a suggestion in the proof of Lemma 2.4 and to the anonymous referee for several valuable suggestions and corrections.

2 Complex cones and gauges

Let $\widehat{\mathbb{C}} = \mathbb{C} \cup \{\infty\}$ denote the Riemann sphere. When $U \subset \widehat{\mathbb{C}}$ is an open connected subset avoiding at least three points one says that the set is *hyperbolic*. We write d_U for the corresponding hyperbolic metric. We refer to [CG93, Chapter I.4] or [Mil99, Chapter 2] for the properties of the hyperbolic metric which we use in the present paper. As normalization we use $ds = 2|dz|/(1 - |z|^2)$ on the unit disk \mathbb{D} and the metric d_U on U induced by a Riemann mapping

$\phi : \mathbb{D} \rightarrow U$. One then has :

$$d_{\mathbb{D}}(0, z) = \log \frac{1 + |z|}{1 - |z|}, \quad |z| = \tanh \frac{d_{\mathbb{D}}(0, z)}{2}. \quad (2.1)$$

Let E be a complex topological vector space. We denote by $\text{Span}\{x, y\} = \{\lambda x + \mu y : \lambda, \mu \in \mathbb{C}\}$ the complex subspace generated by two vectors x and y in E .

Definition 2.1

- (1) We say that a subset $\mathcal{C} \subset E$ is a **closed complex cone** if it is closed in E , \mathbb{C} -invariant (i.e. $\mathcal{C} = \mathbb{C} \mathcal{C}$) and contains at least one complex line.
- (2) We say that the closed complex cone \mathcal{C} is **proper** if it contains no complex planes, i.e. if x and y are independent vectors then $\text{Span}\{x, y\} \not\subset \mathcal{C}$.

Throughout this paper we will simply refer to a proper closed complex cone as a **\mathbb{C} -cone**.

Let \mathcal{C} be a \mathbb{C} -cone. Given a pair of non-zero vectors, $x, y \in \mathcal{C}^* \equiv \mathcal{C} - \{0\}$, we consider the subcone : $\text{Span}\{x, y\} \cap \mathcal{C}$. We wish to construct a ‘projective distance’ between the complex lines $\mathbb{C}x$ and $\mathbb{C}y$ within this subcone. We do this by considering the affine plane through $2x$ and $2y$, choosing coordinates (the choice to some extent being arbitrary) as follows :

$$D(x, y) \equiv D(x, y; \mathcal{C}) = \{\lambda \in \widehat{\mathbb{C}} : (1 + \lambda)x + (1 - \lambda)y \in \mathcal{C}\} \subset \widehat{\mathbb{C}}, \quad (2.2)$$

with the convention that $\infty \in D(x, y)$ iff $x - y \in \mathcal{C}$. The interior of this “slice” is denoted $D^o(x, y)$ (for the spherical topology on $\widehat{\mathbb{C}}$). We note that when x and y are linearly independent, continuity of the canonical mapping $\mathbb{C}^2 \rightarrow \text{Span}\{x, y\}$ implies that $D = D(x, y)$ is a closed subset of $\widehat{\mathbb{C}}$. As the cone is proper, $D \subset \widehat{\mathbb{C}}$ is a strict subset so that $\widehat{\mathbb{C}} - D$ is open and non-empty, whence contains (more than) 3 points. If, in addition, D^o is connected it is a hyperbolic Riemann surface ([CG93, Theorem I.3.1]).

Definition 2.2 Given a \mathbb{C} -cone, we define the **gauge**, $d_{\mathcal{C}} : \mathcal{C}^* \times \mathcal{C}^* \rightarrow [0, +\infty]$, between two points $x, y \in \mathcal{C}^*$ as follows : When two vectors are co-linear we set $d_{\mathcal{C}}(x, y) = 0$. If they are linearly independent and -1 and 1 belongs to the same connected component U of $D^o(x, y)$ we set :

$$d_{\mathcal{C}}(x, y) \equiv d_U(-1, 1) > 0. \quad (2.3)$$

In all remaining cases, we set $d_{\mathcal{C}} = \infty$.

When $V \subset \mathcal{C}$ is a (sub-)cone of the \mathbb{C} -cone \mathcal{C} we write $\text{diam}_{\mathcal{C}}(V^*) \equiv \sup_{x, y \in V^*} d_{\mathcal{C}}(x, y) \in [0, +\infty]$ for the projective ‘**diameter**’ of V in \mathcal{C} . We call it a diameter even though the gauge need not verify the triangular inequality, whence need not be a metric (see Appendix A for more on this issue).

Lemma 2.3 Let \mathcal{C} be a \mathbb{C} -cone. The gauge on the cone is symmetric and projective, i.e. for $x, y \in \mathcal{C}^*$ and $a \in \mathbb{C}^*$:

$$d_{\mathcal{C}}(y, x) = d_{\mathcal{C}}(x, y) = d_{\mathcal{C}}(ax, y) = d_{\mathcal{C}}(x, ay).$$

Proof: For $(1 + \mu)a + (1 - \mu) \neq 0$ we write

$$(1 + \mu)ax + (1 - \mu)y = \frac{(1 + \mu)a + (1 - \mu)}{2}((1 + R)x + (1 - R)y)$$

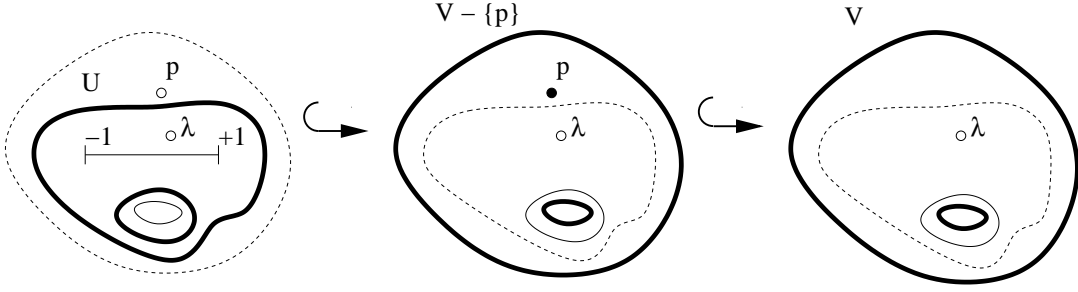


Figure 1: The sequence of inclusions $U \hookrightarrow V - \{p\} \hookrightarrow V$ in the proof of Lemma 2.4

with

$$R = R_a(\mu) = \frac{(1 + \mu)a - (1 - \mu)}{(1 + \mu)a + (1 - \mu)}.$$

Then R_a extends to a conformal bijection $R_a : \mu \in D(ax, y) \mapsto R_a(\mu) \in D(x, y)$ (a Möbius transformation of $\widehat{\mathbb{C}}$) preserving -1 and 1 . The hyperbolic metric is invariant under such transformations so indeed $d_{\mathcal{C}}(x, y) = d_{\mathcal{C}}(ax, y)$ (but both could be infinite). Similarly, the map $\lambda \mapsto -\lambda$ yields a conformal bijection between the domains $D(x, y)$ and $D(y, x)$, interchanging -1 and 1 and the symmetry follows. \square

Lemma 2.4 *Let $T : E_1 \rightarrow E_2$ be a complex linear map between topological vector spaces and let $\mathcal{C}_1 \subset E_1$ and $\mathcal{C}_2 \subset E_2$ be \mathbb{C} -cones for which $T(\mathcal{C}_1^*) \subset \mathcal{C}_2^*$. Then the map,*

$$T : (\mathcal{C}_1^*, d_{\mathcal{C}_1}) \rightarrow (\mathcal{C}_2^*, d_{\mathcal{C}_2}),$$

is a contraction. If the image has finite diameter, i.e. $\Delta = \text{diam}_{\mathcal{C}_2^} T\mathcal{C}_1^* < \infty$, then the contraction is strict and uniform. More precisely, there is $\eta = \eta(\Delta) < 1$ (depending on Δ only) for which*

$$d_{\mathcal{C}_2}(Tx, Ty) \leq \eta d_{\mathcal{C}_1}(x, y), \quad \forall x, y \in \mathcal{C}_1^*.$$

Proof : Let $x, y \in \mathcal{C}_1^*$ and set $D_1 = D(x, y; \mathcal{C}_1)$ and $D_2 = D(Tx, Ty; \mathcal{C}_2)$ for which we have

$$\{-1, 1\} \subset D_1 \subset D_2 \subset \widehat{\mathbb{C}}.$$

Suppose that $Tx, Ty \in \mathcal{C}_2^*$ are linearly independent and that D_2 and D_1 are hyperbolic (if not, $d_{\mathcal{C}_2}(Tx, Ty)$ vanishes and we are through). Since shrinking a domain increases hyperbolic distances, it follows that $d_{\mathcal{C}_2}(Tx, Ty) \leq d_{\mathcal{C}_1}(x, y)$ (although both could be infinite).

Suppose now that $\Delta < +\infty$. Then -1 and 1 belong to the same connected component, V , of $D^o(Tx, Ty)$. We may suppose that -1 and 1 also belong to the same connected component, U , of $D^o(x, y)$ (or else $d_{\mathcal{C}_1}(x, y) = \infty$) and we are through). Our assumptions imply that $U \subset V$ is a strict inclusion and that $\text{diam}_V(U) \leq \Delta$. Choose $\lambda \in U$ and [Dou04] pick $p \in V \setminus U$ for which $d_V(\lambda, p) \leq \Delta$ (this is possible as the inclusion $U \subset V$ is strict and the diameter of U did not exceed Δ). The inclusion $U \hookrightarrow V - \{p\}$ is non-expanding and the inclusion $V - \{p\} \hookrightarrow V$ is a contraction which has conformal derivative uniformly smaller than some $\eta = \eta(\Delta) < 1$ on the punctured Δ -neighborhood, $B_V(p, \Delta)^*$, of p (see Remark 2.5). In particular, the composed map (see Figure 1) $U \hookrightarrow V - \{p\} \hookrightarrow V$ has conformal derivative smaller than $\eta(\Delta)$ at $\lambda \in B_V(p, \Delta)^*$. As $\lambda \in U$ was arbitrary this is true at any point along a geodesic joining -1 and 1 in U so that

$$d_{\mathcal{C}_2}(Tx, Ty) = d_V(-1, 1) \leq \eta d_U(-1, 1) = \eta d_{\mathcal{C}_1}(x, y). \quad \square$$

Remark 2.5 *An explicit bound may be given using the expression $ds = |dz|/(|z| \log \frac{1}{|z|})$ for the metric on the punctured disk at $z \in \mathbb{D}^*$ (see e.g. [Mil99, Example 2.8]). Denoting, $t = \tanh \Delta/2$, we obtain the bound, $\eta(\Delta) = \frac{2t}{1-t^2} \log \frac{1}{t} = \sinh(\Delta) \log(\coth \frac{\Delta}{2}) < 1$. Often, however, it is possible to improve this bound. For example, suppose that U is contractible in V (e.g. if V is simply connected) and that U is contained in a hyperbolic ball of radius $0 < R < \infty$. Lifting to the universal cover we may assume that $V = \mathbb{D}$ and that $U = \{z \in \mathbb{D} : |z| < t\}$ with $0 < t = \tanh \frac{R}{2} < 1$. The inclusion $(U, d_U) \hookrightarrow (\mathbb{D}, d_{\mathbb{D}})$ has conformal derivative $t \frac{1-|z|^2/t^2}{1-|z|^2} \leq t$ for $z \in U$. We may thus use $\eta = \tanh \frac{R}{2} < 1$ for the contraction constant. Recall that for a real Birkhoff cone [Bir57] one may take $\eta = \tanh \frac{\Delta}{4}$ (an open interval in \mathbb{R} of diameter Δ is a ball of radius $\Delta/2$ in \mathbb{R}).*

3 Complex Banach spaces and regularity of \mathbb{C} -cones

Let X be a complex Banach space and let $\mathcal{C} \subset X$ be a \mathbb{C} -cone (Definition 2.1). We denote by X' the dual of X and we write $\langle \cdot, \cdot \rangle$ for the canonical duality $X' \times X \rightarrow \mathbb{C}$. We will consider a bounded linear operator $T \in L(X)$ which preserves \mathcal{C}^* and is a strict and uniform contraction with respect to our gauge on \mathcal{C} . We seek conditions that assure : (1) The presence of an invariant complex line (existence of an eigenvector of non-zero eigenvalue) and (2) A spectral gap. In short, an invariant line appears when the cone is not too ‘wide’ and the spectral gap when, in addition, the cone is not too ‘thin’.

Definition 3.1 *Let $\mathcal{C} \subset X$ be a \mathbb{C} -cone in a complex Banach space (in section 4 we will use the very same definition for a real cone in a real Banach space). When $m \in X'$ is a non-zero functional, bounded on the vector space generated by \mathcal{C} , we define the aperture of \mathcal{C} relative to m :*

$$K(\mathcal{C}; m) = \sup_{u \in \mathcal{C}^*} \frac{\|m\| \|u\|}{|\langle m, u \rangle|} \in [1, +\infty].$$

We define the aperture of \mathcal{C} to be : $K(\mathcal{C}) = \inf_{m \in X'^*} K(\mathcal{C}; m) \in [1, +\infty]$.

Definition 3.2

(1) We call \mathcal{C} inner regular if it has non-empty interior in X .

We say that \mathcal{C} is T^{n_0} -inner regular (with $n_0 \geq 0$) if there are $r > 0$ and $x_0 \in \mathcal{C}$ so that $x_0 + T^{n_0}B(0, r) \subset \mathcal{C}^*$ (when $n_0 = 0$ the cone is inner regular).

(2) We say that \mathcal{C} is outer regular if $K(\mathcal{C}) < +\infty$.

We say that \mathcal{C} has K -bounded sectional aperture (with $1 \leq K < +\infty$) iff for every pair $x, y \in X$, the sub-cone $\text{Span}\{x, y\} \cap \mathcal{C}$ is of K -bounded aperture, i.e. there is a non-zero linear functional, $m = m_{\{x, y\}} \in \text{Span}\{x, y\}'$, such that

$$|\langle m, u \rangle| \geq \frac{1}{K} \|u\| \|m\|, \quad \forall u \in \text{Span}\{x, y\} \cap \mathcal{C}. \quad (3.4)$$

(3) We say that \mathcal{C} is regular iff the cone is inner and outer regular.

Remarks 3.3 *When a cone is of bounded aperture then the cone has a bounded global transverse section not containing the origin. This is often a too strong requirement. For example, in L^1 -spaces this is usually ok but not in L^p with $1 < p \leq +\infty$ unless we are in finite dimensions. Being*

inner regular means containing an open ball and this typically fails in L^p for $1 \leq p < +\infty$, again with the exemption of the finite dimensional case. The notions of bounded sectional aperture and T^{n_0} -inner regularity, respectively, are more flexible and may circumvent the two above-mentioned restrictions. We illustrate this in Example 4.8 and Theorem 7.2.

It is necessary to create a passage between the cone-gauge and the Banach space norm. The regularity properties defined above will enable us to do so through the following two Lemmas :

Lemma 3.4 *Let \mathcal{C} be a \mathbb{C} -cone and let $x \in \mathcal{C}^*$, $u \in X$. Suppose that there is $r > 0$ such that $x + tu \in \mathcal{C}^*$ for all $t \in \mathbb{C}$ for which $|t| < r$. Then*

- (1) $d_{\mathcal{C}}(x, x + tu) \leq \frac{2}{r}|t| + o(|t|)$.
- (2) *If m is a linear functional on $\text{Span}\{x, u\}$, which never vanishes on the punctured subcone, $\text{Span}\{x, u\} \cap \mathcal{C}^*$, then also : $r |\langle m, u \rangle| \leq |\langle m, x \rangle|$.*
- (3) *If \mathcal{C} is of K -bounded sectional aperture then : $\|u\| \leq \frac{K}{r}\|x\|$.*

Proof: Let $|t| < r$. Using (2.2) and the scale-invariance of the cone we see that $D(x, x + tu) = \{\lambda \in \widehat{\mathbb{C}} : x + \frac{1-\lambda}{2}tu \in \mathcal{C}\}$. Our hypothesis then implies that $D(x, x + tu)$ contains a disc of radius $\frac{2r}{|t|}$, centered at 1. Shrinking a domain increases hyperbolic distances, whence

$$d_{\mathcal{C}}(x, x + tu) \leq d_{B(1, \frac{2r}{|t|})}(-1, 1) = d_{\mathbb{D}}(0, \frac{|t|}{r}) = \log \frac{r + |t|}{r - |t|} = \frac{2}{r}|t| + o(|t|).$$

If m is non-zero on the punctured subcone, then $0 < |\langle m, x + tu \rangle| = |\langle m, x \rangle + t\langle m, u \rangle|$ for all $|t| < r$ and this implies the second claim. For the last assertion let m be as in (3.4) with $\|m\| = K$. Possibly after multiplying x and u with complex phases we may assume that $\langle m, x \rangle \geq \langle m, ru \rangle > 0$. Then $2r\|u\| \leq \|x + ru\| + \|x - ru\| \leq \langle m, x + ru + x - ru \rangle \leq 2K\|x\|$. \square

Lemma 3.5 *Let \mathcal{C} be a closed complex cone of K -bounded sectional aperture. Then \mathcal{C} is proper, whence a \mathbb{C} -cone (Definition 2.1). If $x, y \in \mathcal{C}^*$ and $m = m_{\{x, y\}}$ is a functional associated to the subcone $\text{Span}\{x, y\} \cap \mathcal{C}$ as in (3.4) then :*

$$\left\| \frac{x}{\langle m, x \rangle} - \frac{y}{\langle m, y \rangle} \right\| \leq \frac{4K}{\|m\|} \tanh \frac{d_{\mathcal{C}}(x, y)}{4} \leq K \frac{d_{\mathcal{C}}(x, y)}{\|m\|}.$$

Proof: We normalize the functional so that $\|m\| = K$. Then $\|u\| \leq |\langle m, u \rangle| \leq K\|u\|$ for all $u \in \text{Span}\{x, y\} \cap \mathcal{C}$. Denote $\widehat{x} = \frac{x}{\langle m, x \rangle}$ and $\widehat{y} = \frac{y}{\langle m, y \rangle}$ and consider, as a function of $\lambda \in \mathbb{C}$, the point $u_{\lambda} = (1 + \lambda)\widehat{x} + (1 - \lambda)\widehat{y}$. When $u_{\lambda} \in \mathcal{C}$ the properties of m show that $\|u_{\lambda}\| \leq |\langle m, u_{\lambda} \rangle| = |(1 + \lambda) + (1 - \lambda)| \equiv 2$ and therefore,

$$|\lambda| \|\widehat{x} - \widehat{y}\| \leq \|u_{\lambda}\| + (\|\widehat{x}\| + \|\widehat{y}\|) \leq 4.$$

Setting $R = \frac{4}{\|\widehat{x} - \widehat{y}\|} \in [2, +\infty]$ we see that $D(\widehat{x}, \widehat{y}) \subset \overline{B(0, R)}$. The radius R is bounded iff x and y are independent so the cone is proper. Enlarging a domain decreases hyperbolic distances so

$$d_{\mathcal{C}}(x, y) = d_{D^{\circ}(\widehat{x}, \widehat{y})}(-1, 1) \geq d_{B(0, R)}(-1, 1) = d_{\mathbb{D}}\left(\frac{1}{R}, -\frac{1}{R}\right) = 2 \log \frac{1 + \frac{1}{R}}{1 - \frac{1}{R}}.$$

Therefore, $\frac{\|\widehat{x} - \widehat{y}\|}{4} = \frac{1}{R} \leq \tanh \frac{d_{\mathcal{C}}(x, y)}{4} \leq \frac{d_{\mathcal{C}}(x, y)}{4}$, and the stated bound follows. \square

Theorem 3.6 *Let \mathcal{C} be a \mathbb{C} -cone of K -bounded sectional aperture. Let $T \in L(X)$ be a strict cone-contraction, i.e. $T : \mathcal{C}^* \rightarrow \mathcal{C}^*$ with $\Delta = \text{diam}_{\mathcal{C}} T(\mathcal{C}^*) < \infty$. Then \mathcal{C} contains a unique T -invariant complex line, $\mathbb{C}h$.*

Proof: Let $x_0 \in \mathcal{C}^*$ and set $e_1 = Tx_0/\|Tx_0\| \in T(\mathcal{C}^*) \subset \mathcal{C}^*$. We will construct a Cauchy-sequence $(e_n)_{n \in \mathbb{N}}$ recursively. Given e_n , $n \geq 1$ choose, as in Definition 3.2 (2), a functional $m_n \in X'$ normalized so that $\|m_n\| = K$, associated to the subcone $\text{Span}\{e_n, Te_n\} \cap \mathcal{C}$. Set $\lambda_n = \langle m_n, Te_n \rangle / \langle m_n, e_n \rangle$ (for which we have the bound $0 < |\lambda_n| \leq \|T\| K$) and define the next element in our recursion :

$$e_{n+1} = \frac{\lambda_n^{-1} Te_n}{\|\lambda_n^{-1} Te_n\|} \in T^{n+1} \mathcal{C}^*.$$

Using Lemma 3.5 and then Lemma 2.4 (with a contraction constant $\eta < 1$) we obtain for $n \geq 1$:

$$\left\| \frac{e_n}{\langle m_n, e_n \rangle} - \frac{Te_n}{\langle m_n, Te_n \rangle} \right\| \leq d_{\mathcal{C}}(e_n, Te_n) \leq \text{diam} T^n \mathcal{C}^* \leq \Delta \eta^{n-1}.$$

As $1 \leq |\langle m_n, e_n \rangle| \leq K$ and $|\langle m_n, Te_n \rangle| \leq \|T\| K$ we get :

$$\|e_n - \lambda_n^{-1} Te_n\| \leq K \Delta \eta^{n-1} \quad \text{and} \quad \|\lambda_n e_n - Te_n\| \leq \|T\| K \Delta \eta^{n-1}. \quad (3.5)$$

Noting that $\|e_n\| = 1$, the first inequality implies :

$$\|e_n - e_{n+1}\| \leq 2K \Delta \eta^{n-1}. \quad (3.6)$$

The sequence, $(e_n)_{n \in \mathbb{N}}$, is therefore Cauchy, whence has a limit, $h = \lim_n e_n \in \mathcal{C}^*$, $\|h\| = 1$. The limit belongs to \mathcal{C} because the cone was assumed closed. Writing $(\lambda_{n+1} - \lambda_n)e_{n+1} = (T - \lambda_n)e_n + (\lambda_{n+1} - T)e_{n+1} + (T - \lambda_n)(e_{n+1} - e_n)$ and using the second inequality in (3.5) as well as (3.6) and $|\lambda_n| \leq \|T\| K$ we obtain

$$|\lambda_n - \lambda_{n+1}| \leq (1 + \eta + (2 + 2K)) \|T\| K \Delta \eta^{n-1}, \quad (3.7)$$

so also the limit $\lambda = \lim_n \lambda_n$ exists. But $\|Th - \lambda h\| = \lim_n \|Te_n - \lambda_n e_n\| = 0$ shows that $Th = \lambda h \in \mathcal{C}^*$ which implies that $\lambda \neq 0$, whence that $\mathbb{C}h \subset \mathcal{C}$ is a T -invariant complex line. Suppose that also $\mathbb{C}k \subset \mathcal{C}$ (with $k \neq 0$) is T -invariant. Then $d_{\mathbb{C}}(h, k) \leq \eta d_{\mathbb{C}}(Th, Tk) = \eta d_{\mathbb{C}}(h, k) \leq \eta \Delta < +\infty$ and this implies $d_{\mathbb{C}}(h, k) = 0$ so the two vectors must be linearly dependent. Thus, $\mathbb{C}h$ is unique. \square

Theorem 3.7 *Let $T \in L(X)$ and let \mathcal{C} be a \mathbb{C} -cone of K -bounded sectional aperture which is T^{n_0} -inner regular for some $n_0 \geq 0$. Suppose that T is a strict cone-contraction, i.e. $T : \mathcal{C}^* \rightarrow \mathcal{C}^*$ with $\Delta = \text{diam}_{\mathcal{C}} T(\mathcal{C}^*) < \infty$. Then T has a spectral gap.*

Proof: By the previous Theorem T has a unique eigenvector in the cone, $h \in \mathcal{C}^*$, with a non-zero complex eigenvalue, λ . In order to simplify the notation we replace T by $(\lambda)^{-1}T$ and assume thus that there is $h \in \mathcal{C}$, $\|h\| = 1$ for which $Th = h$. A slight complication is that h need not be in the interior of \mathcal{C} , or even worse, the interior of \mathcal{C} may be empty. T^{n_0} -inner regularity (Definition 3.2 (1)) allows us to proceed as follows: Let $x_0 \in \mathcal{C}^*$, $\|x_0\| = 1$, $n_0 \geq 0$ and $r > 0$ be such that $x_0 + T^{n_0}B(0, r) \subset \mathcal{C}^*$. We write $x_n = T^n x_0$, $n \geq 0$ for the iterates of x_0 . By taking limits in equations (3.6) and (3.7) we see that the sequences, $(e_n)_{n \in \mathbb{N}} \subset \mathcal{C}$ and $(\lambda_n)_{n \in \mathbb{N}} \subset \mathbb{C}^*$, constructed in the preceding theorem verify :

$$\|e_n - h\| \leq \frac{2K\Delta}{1-\eta} \eta^{n-1} \quad \text{and} \quad |\lambda_n - \lambda| \leq \frac{3 + \eta + 2K}{1-\eta} \|T\| K \Delta \eta^{n-1}, \quad n \geq 1.$$

Then $\|Te_n\| - 1 \leq \|Te_n - Th\| \leq \|T\| \frac{2K\Delta}{1-\eta} \eta^{n-1}$, so for all $n \geq 1$:

$$\|x_n\| = \|x_{n-1}\| \|Te_{n-1}\| = \|Tx_0\| \prod_{k=1}^{n-1} \|Te_k\| \leq \|T\| \prod_{k=0}^{\infty} (1 + \frac{\|T\| 2K\Delta}{1-\eta} \eta^k) \equiv M < \infty. \quad (3.8)$$

We also get that

$$\|x_{n+1} - x_n\| = \|(T - \lambda_n)e_n + (\lambda_n - 1)e_n\| \|x_n\| \leq M \|T\| K \frac{4+2K}{1-\eta} \Delta \eta^{n-1}. \quad (3.9)$$

Now let $u \in X$. By our choice of x_0 when $|t| < r/\|u\|$ then $x_0 + tT^{n_0}u \in \mathcal{C}^*$. By Lemma 3.4,

$$d_{\mathcal{C}}(x_0, x_0 + tT^{n_0}u) \leq \frac{2|t|}{r} \|u\| + o(\|tu\|).$$

Applying the contraction in Lemma 2.4, we get

$$d_{\mathcal{C}}(x_n, x_n + tT^{n_0+n}u) \leq \frac{2|t|}{r} \|u\| \eta^n + o(\|tu\| \eta^n).$$

In order to get a norm-estimate out of this we pick a sequence, m_n , $\|m_n\| = K$ (as in equation (3.4)), this time associated to the subcones, $\text{Span}\{x_n, T^{n_0+n}u\} \cap \mathcal{C}$. By Lemma 3.5,

$$\left\| \frac{x_n}{\langle m_n, x_n \rangle} - \frac{x_n + tT^{n_0+n}u}{\langle m_n, x_n \rangle + t\langle m_n, T^{n_0+n}u \rangle} \right\| \leq \frac{2|t|}{r} \|u\| \eta^n + o(\|tu\| \eta^n).$$

Develop the left hand side in t , multiply by $|\langle m_n, x_n \rangle|$ (which is bounded by MK) and retain the linear term to obtain

$$\|x_n \frac{\langle m_n, T^{n_0+n}u \rangle}{\langle m_n, x_n \rangle} - T^{n_0+n}u\| \leq \frac{2MK}{r} \eta^n \|u\|, \quad n \geq 0 \quad (3.10)$$

valid for any $u \in X$. Let us write $\alpha_n = \alpha_n(u) = \frac{\langle m_n, T^{n_0+n}u \rangle}{\langle m_n, x_n \rangle}$ for the coefficient to x_n . Since $x_0 + tT^{n_0}u \in \mathcal{C}^*$ whenever $|t| \|u\| \leq r$ and $T : \mathcal{C}^* \rightarrow \mathcal{C}^*$ we also have $x_n + tT^{n_0+n}u \in \mathcal{C}^*$ for such t -values. The second half of Lemma 3.4 then shows that

$$|\alpha_n| = \left| \frac{\langle m_n, T^{n_0+n}u \rangle}{\langle m_n, x_n \rangle} \right| \leq \frac{1}{r} \|u\|, \quad (3.11)$$

uniformly in n . Using the identity $x_n \alpha_n - x_{n+1} \alpha_{n+1} = (x_n - x_{n+1}) \alpha_n + T(x_n \alpha_n - T^{n_0+n}u) + (T^{n_0+n+1}u - x_{n+1} \alpha_{n+1})$. and the three bounds (3.9 - 3.11) we obtain for $n \geq 1$:

$$\|x_n \alpha_n - x_{n+1} \alpha_{n+1}\| \leq \frac{2MK}{r} \left(\frac{2+K}{1-\eta} \|T\| \Delta + \eta \|T\| + \eta^2 \right) \eta^{n-1} \|u\| \equiv c_2 \eta^{n-1} \|u\|.$$

Therefore, $h c^*(u) = \lim_n x_n \alpha_n(u)$ exists. The limit is necessarily proportional to h (since $x_n \in \mathbb{C}^* e_n$ and $e_n \rightarrow h$) and because of (3.11) and (3.8) we also have $|c^*(u)| \leq \frac{M}{r} \|u\|$. Then,

$$\|x_n \alpha_n - h c^*(u)\| \leq \frac{c_2}{1-\eta} \eta^{n-1} \|u\|,$$

so that

$$\|h c^*(u) - T^{n_0+n}u\| \leq \left(\frac{c_2}{1-\eta} + \frac{2MK}{r} \eta \right) \eta^{n-1} \|u\| \equiv C \eta^{n-1} \|u\|.$$

Linearity of T implies that the mapping $u \rightarrow c^*(u) = \langle c^*, u \rangle \in \mathbb{C}$ must be linear, and as a linear functional it is bounded in norm by M/r . Finally, this time returning to the unnormalized operator, we have shown that

$$\left\| h\langle c^*, u \rangle - (\lambda^{-1}T)^{n_0+n} u \right\| \leq C\eta^{n-1}\|u\|, \quad \forall n \in \mathbb{N}, \forall u \in X, \quad (3.12)$$

with $C < +\infty$. It follows that λ is a simple eigenvalue of T corresponding to the eigenprojection, $u \rightarrow h\langle c^*, u \rangle$ and that the remainder has spectral radius not exceeding $\eta|\lambda|$. \square

Example 3.8 Let X be a complex Banach space and consider $e \in X$, $\ell \in X'$ with $\langle \ell, e \rangle = 1$. We write $P = e \otimes \ell$ for the associated one dimensional projection. For $0 < \sigma < +\infty$ we set

$$\mathcal{C}_\sigma = \{x \in X : \|(1 - P)x\| \leq \sigma\|Px\|\}. \quad (3.13)$$

Then $B(e, \frac{\sigma\|e\|}{1 + (1 + \sigma)\|P\|}) \subset \mathcal{C}_\sigma$ and $K(\mathcal{C}_\sigma) \leq (1 + \sigma)\|P\|$ so that \mathcal{C}_σ is a regular \mathbb{C} -cone. Furthermore, if $0 < \sigma_1 < \sigma < +\infty$ a calculation shows that $\text{diam}_{\mathcal{C}_\sigma} \mathcal{C}_{\sigma_1}^* < +\infty$.

Remark 3.9 We have the following characterization of the spectral gap property : A bounded linear operator, $T \in L(X)$, has a spectral gap iff it is a strict contraction of a regular \mathbb{C} -cone. *Proof:* One direction is the content of Theorem 3.7 (since a regular cone in particular is of uniformly bounded sectional aperture). For the other direction one uses the spectral gap projection P to construct an adapted norm (equivalent to $\|\cdot\|$) : $\|x\|_\theta = \|Px\| + \sum_{k \geq 0} \theta^{-k} \|T^k(1 - P)x\|$ for some fixed choice of $\theta \in (\eta, 1)$. Using this norm to define the cone family in (3.13), it is not difficult to see that T is a strict and uniform contraction of \mathcal{C}_σ , $\sigma > 0$.

4 Real cones

Let $X_{\mathbb{R}}$ denote a real Banach space. Recall that a subset $\mathcal{C}_{\mathbb{R}} \subset X_{\mathbb{R}}$ is called a (real) proper closed convex cone if it is closed and convex and if

$$\mathbb{R}_+ \mathcal{C}_{\mathbb{R}} = \mathcal{C}_{\mathbb{R}}, \quad (4.14)$$

$$\mathcal{C}_{\mathbb{R}} \cap -\mathcal{C}_{\mathbb{R}} = \{0\}. \quad (4.15)$$

We note that convexity is a useful property that *a fortiori* is lost when dealing with complex cones. In the following, we will refer to a real proper closed convex cone as an \mathbb{R} -cone. We assume throughout that such a cone is non-trivial, i.e. not reduced to a point. Given an \mathbb{R} -cone one associates a projective (Hilbert) metric for which we here give two equivalent definitions (for details we refer to [Bir57, Bir67]). The first, originally given by Hilbert, uses cross-ratios and is very similar to our complex cone gauge : Let $\widehat{\mathbb{R}} = \mathbb{R} \cup \{\infty\}$ denote the extended real line (topologically a circle). For $x, y \in \mathcal{C}_{\mathbb{R}}^* \equiv \mathcal{C}_{\mathbb{R}} - \{0\}$, we write

$$\ell(x, y) = \{t \in \widehat{\mathbb{R}} : (1 + t)x + (1 - t)y \in \mathcal{C}_{\mathbb{R}} \cup -\mathcal{C}_{\mathbb{R}}\} \quad (4.16)$$

with the convention that $\infty \in \ell(x, y)$ iff $x - y \in \mathcal{C}_{\mathbb{R}} \cup -\mathcal{C}_{\mathbb{R}}$. Properness of the cone implies that $\ell(x, y) = \widehat{\mathbb{R}}$ iff x and y are co-linear. In that case we set their distance to zero. Otherwise, $\ell(x, y)$ is a closed (generalized) segment $[a, b] \subset \widehat{\mathbb{R}}$ containing the segment $[-1, 1]$, see Figure 3 in section 5.

The logarithm of the cross-ratio of $a, -1, 1, b \in \widehat{\mathbb{R}}$,

$$d_{\mathcal{C}_{\mathbb{R}}}(x, y) = R(a, -1, 1, b) = \log \frac{a-1}{a+1} \frac{b+1}{b-1}, \quad (4.17)$$

then yields the Hilbert projective distance between x and y . Birkhoff [Bir57] found an equivalent definition of this distance : For $x, y \in \mathcal{C}_{\mathbb{R}}^* \equiv \mathcal{C}_{\mathbb{R}} - \{0\}$, one defines

$$\beta(x, y) = \inf\{\lambda > 0 : \lambda x - y \in \mathcal{C}_{\mathbb{R}}\} \in (0, +\infty] \quad (4.18)$$

in terms of which :

$$d_{\mathcal{C}_{\mathbb{R}}}(x, y) = \log (\beta(x, y)\beta(y, x)) \in [0, +\infty]. \quad (4.19)$$

A simple geometric argument shows that indeed the two definitions are equivalent.

Given a linear functional, $m \in X'_{\mathbb{R}}$, the image of the cone, $\langle m, \mathcal{C}_{\mathbb{R}} \rangle$, equals either $\{0\}$, \mathbb{R}_+ , \mathbb{R}_- or \mathbb{R} . One defines the dual cone as $\mathcal{C}'_{\mathbb{R}} = \{m \in X'_{\mathbb{R}} : m|_{\mathcal{C}_{\mathbb{R}}} \geq 0\}$ and using Mazur's Theorem, cf. e.g. [Lang93, p. 88], one sees that the \mathbb{R} -cone itself may be recovered from :

$$\mathcal{C}_{\mathbb{R}} = \{x \in X_{\mathbb{R}} : \langle m, x \rangle \geq 0, \forall m \in \mathcal{C}'_{\mathbb{R}}\}. \quad (4.20)$$

Given an \mathbb{R} -cone $\mathcal{C}_{\mathbb{R}}$ we use Definition 3.1 (replacing \mathbb{C} by \mathbb{R} , complex by real) to define the aperture of $\mathcal{C}_{\mathbb{R}}$. It is given as the infimum of K -values for which there exists a linear functional m satisfying (see Figure 2)

$$\|u\| \leq \langle m, u \rangle \leq K\|u\|, \quad u \in \mathcal{C}_{\mathbb{R}}. \quad (4.21)$$

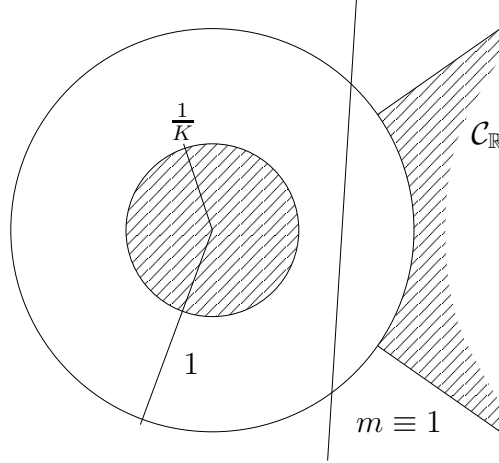


Figure 2: A real cone $\mathcal{C}_{\mathbb{R}}$ of K -bounded sectional aperture

Lemma 4.1 *The aperture, $K(\mathcal{C}_{\mathbb{R}}) \in [1, +\infty]$, of an \mathbb{R} -cone, $\mathcal{C}_{\mathbb{R}} \subset X_{\mathbb{R}}$, is determined by*

$$\frac{1}{K(\mathcal{C}_{\mathbb{R}})} = \inf \left\{ \frac{\|x_1 + \dots + x_n\|}{\|x_1\| + \dots + \|x_n\|} : x_i \in \mathcal{C}_{\mathbb{R}}^*, n \geq 1 \right\}. \quad (4.22)$$

Proof: Let $x_1, \dots, x_n \in \mathcal{C}_{\mathbb{R}}^*$ and note that $a = \sum_1^n x_i / \sum_1^n \|x_i\|$ belongs to $A \equiv \text{Conv}(\mathcal{C}_{\mathbb{R}} \cap \partial B(0, 1))$, the convex hull of cone-elements of norm one. The reciprocal of the right hand side in (4.22) therefore equals $r = \inf\{\|a\| : a \in A\} \in [0, 1]$. Suppose that $r > 0$. Then $B(0, r)$ and

$\text{Cl } A$ are disjoint convex subsets. The vector difference, $Z = \{a - b : a \in \text{Cl } A, b \in B(0, r)\}$, is open, convex and does not contain the origin, whence [Lang93, Lemma 2.2, p.89] there is $\ell \in X'_{\mathbb{R}}$ whose kernel does not intersect Z . We may normalize ℓ so that

$$B(0, r) \subset \{\ell < 1\} \quad \text{and} \quad \text{Cl } A \subset \{\ell \geq 1\}.$$

Then

$$\|x\| \leq \langle \ell, x \rangle \leq \frac{\|x\|}{r}, \quad \forall x \in \mathcal{C}_{\mathbb{R}}^*, \quad (4.23)$$

and therefore $K(\mathcal{C}_{\mathbb{R}}) \leq \frac{1}{r}$. To get the converse inequality let m be positive and verify (4.21). Then $\sum \|x_i\| \leq \sum \langle m, x_i \rangle = \langle m, \sum x_i \rangle \leq K \|\sum x_i\|$. \square

Lemma 4.2 *Let $\mathcal{C}_{\mathbb{R}} \subset X_{\mathbb{R}}$ be a d -dimensional \mathbb{R} -cone of K -bounded sectional aperture. Then $\mathcal{C}_{\mathbb{R}}$ itself is of dK -bounded aperture.*

Proof: Let $F \subset \mathbb{R}^d$. By a theorem of Caratheodory, a point in the convex hull, $\text{Conv} F$, is *a fortiori* in the convex hull of $d + 1$ points in F (see e.g. [Rud91, p.73]). If $x \in \partial \text{Conv} F$, we may even write it as a limit of convex combinations of d points in F . Now, apply this to the set A in the proof of the previous Lemma. In the formula, (4.22) it thus suffices to consider d cone-elements which we may order decreasingly according to their norm, $\|x_1\| \geq \|x_2\| \geq \dots \geq \|x_d\|$. Using Lemma 4.1 with $n = 2$, the K -bounded sectional aperture implies that

$$\|x_1 + \dots + x_d\| \geq \frac{1}{K} \|x_1\| + \frac{1}{K} \|x_2 + \dots + x_d\| \geq \frac{1}{K} \|x_1\| \geq \frac{1}{K} \frac{\|x_1\| + \dots + \|x_d\|}{d}.$$

Thus

$$\frac{\|x_1 + \dots + x_d\|}{\|x_1\| + \dots + \|x_d\|} \geq \frac{1}{dK},$$

and in view of Lemma 4.1, we see that $\mathcal{C}_{\mathbb{R}}$ is of dK bounded aperture. \square

Lemma 4.3 *Let $\mathcal{C}_{\mathbb{R}} \subset \mathbb{R}^d$ be an \mathbb{R} -cone. Then $\mathcal{C}_{\mathbb{R}}$ is outer regular.*

Proof : As in the previous Lemma it suffices to look at the supremum in (4.22) over d -tuples. The set $A \equiv \{x_1, \dots, x_d \in \mathcal{C}_{\mathbb{R}} : \|x_1\| + \dots + \|x_d\| = 1\}$ is compact and $\|x_1 + \dots + x_d\|$ is continuous and non-vanishing on A , whence has a minimum, $r > 0$. It follows that $K(\mathcal{C}_{\mathbb{R}}) \leq \frac{1}{r} < +\infty$. \square

Remark 4.4 *In the literature an \mathbb{R} -cone $\mathcal{C}_{\mathbb{R}}$ is said to be norm-directed (with a constant $0 < K < \infty$) if $\|x - y\| \leq K\|x + y\|$, $\forall x, y \in \mathcal{C}_{\mathbb{R}}$. For an \mathbb{R} -cone our notion of uniformly bounded sectional aperture is equivalent (up to a small unavoidable loss in constants) to that of being norm-directed. To see this note that if $\mathcal{C}_{\mathbb{R}}$ is of K -bounded sectional aperture and ℓ verifies (4.23) then $\forall x, y \in \mathcal{C}_{\mathbb{R}}$:*

$$\|x - y\| \leq \|x\| + \|y\| \leq \langle \ell, x \rangle + \langle \ell, y \rangle = \langle \ell, x + y \rangle \leq K\|x + y\|,$$

which shows that $\mathcal{C}_{\mathbb{R}}$ is K -norm-directed. Conversely, if $\mathcal{C}_{\mathbb{R}}$ is K -norm-directed then

$$\|x\| + \|y\| \leq \|x + y\| + \|x - y\| \leq (1 + K)\|x + y\|$$

and Lemma 4.1 shows that $\mathcal{C}_{\mathbb{R}}$ is of $(K+1)$ -bounded sectional aperture. For example, $(\mathbb{R}_+^d, \|\cdot\|_1)$ is 1-norm directed and of 1-bounded aperture, whereas $(\mathbb{R}_+^d, \|\cdot\|_\infty)$ is 1-norm directed, of 2-bounded sectional aperture but only of d bounded aperture. Lemma 3.4 (3) is a complex cone-analogue of being norm-directed.

Theorem 4.5 *Let $A \in L(X_{\mathbb{R}})$ and let $\mathcal{C}_{\mathbb{R}} \subset X_{\mathbb{R}}$ be an \mathbb{R} -cone which is A^{n_0} -inner regular (for some $n_0 \geq 0$) and K -norm-directed. Suppose that A is a strict cone-contraction, i.e. $A : \mathcal{C}_{\mathbb{R}}^* \rightarrow \mathcal{C}_{\mathbb{R}}^*$ with $\Delta_A = \text{diam}_{\mathcal{C}_{\mathbb{R}}} A(\mathcal{C}_{\mathbb{R}}^*) < +\infty$. Then A has a spectral gap. More precisely, there is $\lambda > 0$ and a one dimensional projection P for which $\lambda^{-1}A - P$ has spectral radius not greater than $\tanh \frac{\Delta_A}{4} < 1$.*

Proof: See [Bir57, Bir67] in the case of $\mathcal{C}_{\mathbb{R}}$ being inner regular and K -norm directed. When $\mathcal{C}_{\mathbb{R}}$ is assumed only A^{n_0} -inner regular with $n_0 > 0$ one may either adapt the proof of Birkhoff (easy) or use Remark 5.10 below.

Corollary 4.6 *Let $\mathcal{C}_{\mathbb{R}}$ be an \mathbb{R} -cone in \mathbb{R}^d , $d < +\infty$ and suppose that $A \in L(X_{\mathbb{R}})$ verifies $A(\mathcal{C}_{\mathbb{R}}^*) \subset \text{Int } \mathcal{C}_{\mathbb{R}}$. Then A has a spectral gap.*

Proof: Implicitly it is assumed that $\mathcal{C}_{\mathbb{R}}$ has non-empty interior. Lemma 4.3 shows that $\mathcal{C}_{\mathbb{R}}$ is outer regular, in particular, norm-directed. Local compactness of \mathbb{R}^d implies that $\text{diam}_{\mathcal{C}_{\mathbb{R}}} A(\mathcal{C}_{\mathbb{R}}^*) < +\infty$ so the Corollary follows from Birkhoff's Theorem. \square

Let $\mathcal{C}_{\mathbb{R}} \subset X_{\mathbb{R}}$ be an \mathbb{R} -cone. It is standard to write $x \preceq y \Leftrightarrow y - x \in \mathcal{C}_{\mathbb{R}}$ for the induced partial ordering of $x, y \in X_{\mathbb{R}}$. For $A, B \in L(X_{\mathbb{R}})$, we also write $A \preceq B \Leftrightarrow \forall x \in \mathcal{C}_{\mathbb{R}} : A(x) \preceq B(x)$.

The following dominated cone contraction theorem is trivial in the context of an \mathbb{R} -cone contraction. In section 6 we show that a similar (non-trivial) result holds in the complex case.

Theorem 4.7 *Let $A, P \in L(X_{\mathbb{R}})$ be contractions of the \mathbb{R} -cone $\mathcal{C}_{\mathbb{R}}$. Suppose that there are constants $0 < \alpha \leq \beta < +\infty$ for which $\alpha P \preceq A \preceq \beta P$. Then*

$$\text{diam}_{\mathcal{C}_{\mathbb{R}}} A(\mathcal{C}_{\mathbb{R}}^*) \leq 2 \log \frac{\beta}{\alpha} + \text{diam}_{\mathcal{C}_{\mathbb{R}}} P(\mathcal{C}_{\mathbb{R}}^*).$$

Proof: Given $x, y \in \mathcal{C}_{\mathbb{R}}^*$, suppose that $\lambda, \lambda' > 0$ are such that $\lambda Px - Py \in \mathcal{C}_{\mathbb{R}}$, $\lambda' Py - Px \in \mathcal{C}_{\mathbb{R}}$. Then also $\lambda \beta Ax - \alpha Ay \in \mathcal{C}_{\mathbb{R}}$ and $\lambda' \beta Ay - \alpha Ax \in \mathcal{C}_{\mathbb{R}}$ so that

$$d_{\mathcal{C}_{\mathbb{R}}}(Ax, Ay) \leq 2 \log \frac{\beta}{\alpha} + \log(\lambda \lambda')$$

and the claim follows by Birkhoff's characterization (4.19). \square

Example 4.8

- (1) *Let $A \in M_n(\mathbb{R})$ and suppose that $0 < \alpha \leq A_{ij} \leq \beta < +\infty$ for all indices. Setting $P_{ij} \equiv 1$ we see that*

$$P((\mathbb{R}_+^n)^*) = \{(t, \dots, t) : t > 0\}$$

which is of zero projective diameter in \mathbb{R}_+^n . By Theorem 4.7 we recover the standard result :

$$\text{diam}_{\mathbb{R}_+^n} A((\mathbb{R}_+^n)^*) \leq \Delta_A = 2 \log \frac{\beta}{\alpha}.$$

In particular, if $\lambda_1 > 0$ and $|\lambda_2|$ denote the leading eigenvalue and the second largest eigenvalue (in absolute value), respectively, then $\frac{|\lambda_2|}{\lambda_1} \leq \tanh \frac{\Delta_A}{4} = \frac{\beta - \alpha}{\beta + \alpha}$.

- (2) *The standard Perron-Frobenius Theorem generalizes easily to integral operators, cf. Jentzsch's Theorem [Jen12] and the generalization given by Birkhoff in [Bir57]. We present a somewhat different generalization : Let (Ω, μ) be a measure space and let $X_{\mathbb{R}} = L^p \equiv L^p(\Omega, \mu)$, $1 \leq p \leq +\infty$. Let $h \in L^p_+$ ($h > 0$, a.e.) and $m \in L^q_+$ ($m > 0$, a.e.) with $q = p/(p-1) \in [1, +\infty]$ being the conjugated exponent so that $0 < \int_{\Omega} h m d\mu < +\infty$. Let $k_A : \Omega \times \Omega \rightarrow \mathbb{R}_+$ be a $\mu \otimes \mu$ -measurable map. We suppose there are constants $0 < \alpha \leq \beta < +\infty$ so that for μ -almost all $x, y \in \Omega$:*

$$\alpha h(x)m(y) \leq k_A(x, y) \leq \beta h(x)m(y).$$

Let $A \in L(X_{\mathbb{R}})$ be the integral operator defined by $A\phi(x) = \int_{\Omega} k_A(x, y)\phi(y) d\mu(y)$. Then A has a spectral gap (again with a contraction rate given by $\frac{\beta-\alpha}{\beta+\alpha}$).

Proof: We write $\mathcal{C}_{\mathbb{R}} = L^p_+(\Omega, \mu)$ for the cone of positive L^p -functions ($\phi \geq 0$, a.e.) and compare the operator A with the one-dimensional projection $P\phi = h \int_{\Omega} m \phi d\mu$. Our assumption, $\int h m d\mu > 0$ shows that $P : \mathcal{C}_{\mathbb{R}}^* \rightarrow \mathcal{C}_{\mathbb{R}}^*$ and that $\Delta_P = 0$. Thus, $\text{diam}_{\mathcal{C}_{\mathbb{R}}} A(\mathcal{C}_{\mathbb{R}}^*) \leq 2 \log \frac{\beta}{\alpha}$.

In general, $\mathcal{C}_{\mathbb{R}}$ need not be inner regular (unless $p = \infty$). It is, however, A^{n_0} -inner regular (with $n_0 = 1$) for any value of $1 \leq p \leq \infty$. One has : $h + Au \geq h(1 - \beta \int m |u| d\mu)$ so $h + Au \in \mathcal{C}_{\mathbb{R}}^$ when $\|u\|_p < \frac{1}{\beta \|m\|_q}$. To see that $\mathcal{C}_{\mathbb{R}}$ is of uniformly bounded sectional aperture let $f, g \in \mathcal{C}_{\mathbb{R}}$ be of unit norm in L^p_+ , $1 \leq p < +\infty$ and pick $\tilde{f}, \tilde{g} \in L^q_+(\Omega)$ with $\|\tilde{f}\|_q = \|\tilde{g}\|_q = 1$ (the case $p = \infty, q = 1$ should be treated separately; we leave this to the reader) and $\int \tilde{f} f d\mu = \int \tilde{g} g d\mu = 1$. The functional $m(u) = \int (\tilde{f} + \tilde{g})u d\mu$ then verifies $\|u\|_p \leq m(u) \leq 2\|u\|_p$ for all $u \in \mathcal{C}_{\mathbb{R}} \cap \text{Span}\{f, g\}$. Thus $\mathcal{C}_{\mathbb{R}}$ is of 2-bounded sectional aperture.*

5 The canonical complexification of a real Birkhoff cone

A complex cone yields a genuine extension/generalization of the cone contraction described by Birkhoff [Bir67]. More precisely, we will show that any Birkhoff cone may be isometrically embedded in a complex cone, enjoying qualitatively the same contraction properties.

Let $X_{\mathbb{R}}$ be a Banach space over the reals. A complexification $X_{\mathbb{C}}$ of $X_{\mathbb{R}}$ is a complex Banach space, equipped with a bounded anti-linear complex involution, $J : X_{\mathbb{C}} \rightarrow X_{\mathbb{C}}$, $J^2 = \mathbf{1}$, $J(\lambda x) = \bar{\lambda} J(x)$, $J(x + y) = J(x) + J(y)$, $\lambda \in \mathbb{C}$, $x, y \in X_{\mathbb{C}}$, for which $X_{\mathbb{R}} = \frac{1}{2}(\mathbf{1} + J)X_{\mathbb{C}}$ is the real part. Then $X_{\mathbb{C}} = X_{\mathbb{R}} \oplus iX_{\mathbb{R}}$ is a direct sum. [Note that this is not the same as regarding $X_{\mathbb{C}}$ as a real Banach space. For example, \mathbb{C}^n is a complexification of \mathbb{R}^n for any ℓ^p -norm, $1 \leq p \leq \infty$, while the real dimension of \mathbb{C}^n is $2n$]. Usually J will be an isometry on $X_{\mathbb{C}}$ in which case the canonical projections, $\text{Re} = \frac{1}{2}(\mathbf{1} + J)$ and $\text{Im} = \frac{1}{2i}(\mathbf{1} - J)$, have norm one. We note that any real Banach space, $(X_{\mathbb{R}}, \|\cdot\|_{\mathbb{R}})$, admits a complexification, $X_{\mathbb{C}} = X_{\mathbb{R}} \oplus iX_{\mathbb{R}}$ as follows : We adopt the obvious rules for multiplying by complex numbers, set $J(x + iy) = x - iy$ and introduce a norm e.g. using real functionals,

$$\|x + iy\|_{\mathbb{C}} = \sup\{|\langle \ell, x \rangle + i\langle \ell, y \rangle| : \ell \in X'_{\mathbb{R}}, \|\ell\|_{\mathbb{R}} \leq 1\}.$$

The latter norm is equivalent (within a factor of 2) to any other norm on $X_{\mathbb{C}}$ having as real part the given space $(X_{\mathbb{R}}, \|\cdot\|_{\mathbb{R}})$. For the rest of this section $X_{\mathbb{R}}$ will denote the real part of a complex Banach space $X_{\mathbb{C}}$. A real linear functional, $m \in X'_{\mathbb{R}}$, extends to a complex linear functional by setting $\langle m, x + iy \rangle = \langle m, x \rangle + i\langle m, y \rangle$ for $x + iy \in X_{\mathbb{R}} \oplus iX_{\mathbb{R}}$.

Definition 5.1 Given an \mathbb{R} -cone $\mathcal{C}_{\mathbb{R}} \subset X_{\mathbb{R}}$ we define its canonical complexification :

$$\mathcal{C}_{\mathbb{C}} = \{u \in X_{\mathbb{C}} : \operatorname{Re} \langle m, u \rangle \overline{\langle \ell, u \rangle} \geq 0, \quad \forall m, \ell \in \mathcal{C}'_{\mathbb{R}}\}. \quad (5.24)$$

Proposition 5.2 We have the following **polarization identity** :

$$\mathcal{C}_{\mathbb{C}}^* = \{\lambda(x + iy) : \lambda \in \mathbb{C}, x \pm y \in \mathcal{C}_{\mathbb{R}}^*\} \quad (5.25)$$

Proof: Let $u \in \mathcal{C}_{\mathbb{C}}^*$. Our defining condition (5.24) means that $\langle m, u \rangle$ (assume here it is non-zero) must have an argument that vary within a $\pi/2$ angle as $m \in \mathcal{C}'_{\mathbb{R}}$ varies. Normalizing appropriately, we may write $u = \lambda v$ with $\lambda \in \mathbb{C}^*$ and $\operatorname{Arg} \langle m, v \rangle \leq \pi/4$. If we set $v = x + iy$ with $x, y \in X_{\mathbb{R}}$ then $|\langle m, y \rangle| \leq \langle m, x \rangle$ for all $m \in \mathcal{C}'_{\mathbb{R}}$. Hence, $\langle m, x \pm y \rangle \geq 0$ for all such functionals and by (4.20) this is equivalent to $x \pm y \in \mathcal{C}_{\mathbb{R}}$. If $x = y$ (or $x = -y$) then we may write $u = \lambda(1 + i)x$ (or $u = \lambda(1 - i)x$) so we may always assume $x \pm y \in \mathcal{C}_{\mathbb{R}}^*$. \square

Lemma 5.3 Let $\mathcal{C}_{\mathbb{R}}$ be an \mathbb{R} -cone of K -bounded aperture. Then its canonical complexification, $\mathcal{C}_{\mathbb{C}}$, is of $2\sqrt{2}K$ -bounded aperture.

Proof: Let $\ell \in X'_{\mathbb{R}}$ satisfy $\|x\| \leq \langle \ell, x \rangle \leq K\|x\|$, $x \in \mathcal{C}_{\mathbb{R}}$ and extend ℓ to a complex linear functional. When $u \in \mathcal{C}_{\mathbb{C}}$ we use polarization, Lemma 5.2, to write $u = \lambda(x + iy)$ with $\langle \ell, x \pm y \rangle \geq 0$. Then $\|x \pm y\| \leq \langle \ell, x \rangle \pm \langle \ell, y \rangle \leq K\|x \pm y\|$, from which $\|x\| \leq \langle \ell, x \rangle$ and $\|y\| \leq \langle \ell, x \rangle$ so that $\frac{1}{2}\|x + iy\| \leq \langle \ell, x \rangle \leq |\langle \ell, x \rangle + i\langle \ell, y \rangle|$. As $|\langle \ell, y \rangle| \leq \langle \ell, x \rangle$ we also have $|\langle \ell, x + iy \rangle| \leq \sqrt{2}\langle \ell, x \rangle \leq \sqrt{2}K\|x\| \leq \sqrt{2}K\|x + iy\|$. Therefore,

$$\frac{1}{2}\|u\| \leq |\langle \ell, u \rangle| \leq \sqrt{2}K\|u\|. \quad \square$$

Proposition 5.4 Let $\mathcal{C}_{\mathbb{R}}$ be an \mathbb{R} -cone. If $\mathcal{C}_{\mathbb{R}}$ is (1) inner regular/ (2) outer regular/ (3) of bounded sectional aperture then so is its canonical complexification.

Proof: (1) When $\mathcal{C}_{\mathbb{R}}$ contains a ball $B_{X_{\mathbb{R}}}(h, r)$ one verifies that $\mathcal{C}_{\mathbb{C}}$ contains the ball $B_{X_{\mathbb{C}}}(h, r/2)$.

(2) As shown in Lemma 5.3, if $V_{\mathbb{R}} \subset X_{\mathbb{R}}$ is of K -bounded aperture then $V_{\mathbb{C}}$ is of $2\sqrt{2}K$ -bounded aperture.

(3) Let $u_1, u_2 \in \mathcal{C}_{\mathbb{C}}^*$ and write $W = \operatorname{Span}_{\mathbb{C}}\{u_1, u_2\} \cap \mathcal{C}_{\mathbb{C}}$ for the sub-cone generated by these two elements. We also write $F = \operatorname{Span}_{\mathbb{R}}\{\operatorname{Re} u_1, \operatorname{Im} u_1, \operatorname{Re} u_2, \operatorname{Im} u_2\}$ and $V_{\mathbb{R}} = F \cap \mathcal{C}_{\mathbb{R}}$ which is an at most 4 and at least 1-dimensional \mathbb{R} -subcone of $\mathcal{C}_{\mathbb{R}}$. Now, if $w \in W$ then $w = \lambda'(x' + iy')$ with $x' \pm y' \in \mathcal{C}_{\mathbb{R}}$ and clearly also $x', y' \in F$. But then $x' \pm y' \in V_{\mathbb{R}}$ so that also $w \in V_{\mathbb{C}}$, with $V_{\mathbb{C}}$ being the complexification of $V_{\mathbb{R}}$. By Lemma 4.2, $V_{\mathbb{C}}$ is of $4K$ bounded aperture so by Lemma 5.3, $V_{\mathbb{C}}$ and therefore also W are of $8\sqrt{2}K$ bounded (complex) aperture. \square

Theorem 5.5 Let $\mathcal{C}_{\mathbb{R}}$ be an \mathbb{R} -cone and let $\mathcal{C}_{\mathbb{C}}$ denote its canonical complexification (5.24). Then $\mathcal{C}_{\mathbb{C}}$ is a \mathbb{C} -cone (Definition 2.1). Writing $d_{\mathcal{C}_{\mathbb{C}}}$ for our projective gauge on the complex cone, the natural inclusion,

$$(\mathcal{C}_{\mathbb{R}}^*, d_{\mathcal{C}_{\mathbb{R}}}) \hookrightarrow (\mathcal{C}_{\mathbb{C}}^*, d_{\mathcal{C}_{\mathbb{C}}}),$$

is an isometric embedding.

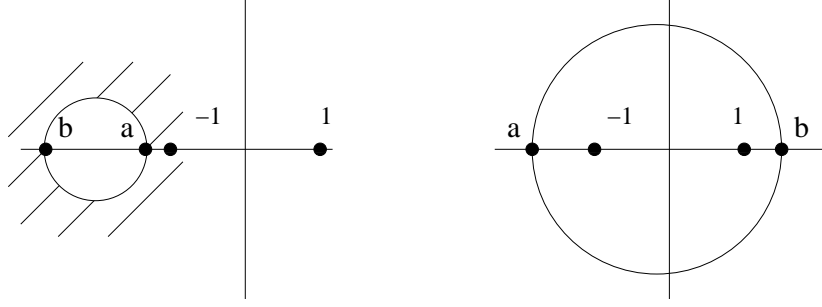


Figure 3: Illustration of two possible configurations of $D(x, y)$

Proof: The set $\mathcal{C}_{\mathbb{C}}$ is clearly \mathbb{C} -invariant. Consider independent vectors, $x, y \in \mathcal{C}_{\mathbb{R}}^*$. By Lemma 4.3 any finite dimensional subcone of $\mathcal{C}_{\mathbb{R}}$ is outer regular, so in particular of uniformly bounded sectional aperture. Our previous Lemma shows that the corresponding complex cone is of bounded sectional (complex) aperture. But then $\mathcal{C}_{\mathbb{C}}$ must be proper by Lemma 3.4(3).

Regarding the embedding we may normalize the points so that $\ell(x, y) = [a, b]$ is a bounded segment in \mathbb{R} . Define the ‘boundary’ points, $x_0 = (1+a)x + (1-a)y$ and $y_0 = (1+b)x + (1-b)y$. For any $\epsilon > 0$ the point $-\epsilon x_0 + (1+\epsilon)y_0$ is outside the closed convex cone $\mathcal{C}_{\mathbb{R}}$. By Mazur’s Theorem, [Lang93, p.88], we may separate this point from $\mathcal{C}_{\mathbb{R}}$ by a functional $\ell \in \mathcal{C}'_{\mathbb{R}}$. For any $\epsilon > 0$ we may then find $m, \ell \in \mathcal{C}'_{\mathbb{R}}$ for which

$$\langle m, x_0 \rangle = \langle \ell, y_0 \rangle = \epsilon \quad \text{and} \quad \langle m, y_0 \rangle = \langle \ell, x_0 \rangle = 1.$$

Then $u = \mu x_0 + \lambda y_0 \in \mathcal{C}_{\mathbb{C}}$ only if $\text{Re}(\epsilon\mu + \lambda)(\epsilon\bar{\lambda} + \bar{\mu}) \geq 0$ for any $0 < \epsilon \leq 1$ whence only if

$$\text{Re } \lambda \bar{\mu} \geq 0 \quad \Leftrightarrow \quad |\lambda + \mu|^2 \geq |\lambda - \mu|^2.$$

Conversely, when $\text{Re } \lambda \bar{\mu} \geq 0$ and $m, \ell \in \mathcal{C}'_{\mathbb{R}}$ then

$$\text{Re} \langle m, u \rangle \overline{\langle \ell, u \rangle} \geq \text{Re}(\lambda \bar{\mu}) (\langle m, y_0 \rangle \langle \ell, x_0 \rangle + \langle m, x_0 \rangle \langle \ell, y_0 \rangle) \geq 0,$$

so this condition is also sufficient. We thus have : $D(x_0, y_0) = \overline{\mathbb{D}}$. Therefore $D = D(x, y) \subset \widehat{\mathbb{C}}$ is a generalized disc, symmetric under complex conjugation for which $\ell(x, y) = D(x, y) \cap \widehat{\mathbb{R}}$ (see Figure 3). In this situation we know explicit formulae for both (4.17) the real and (2.1) the complex hyperbolic metrics in terms of cross-ratios so we get $d_{\mathcal{C}_{\mathbb{C}}}(x, y) = d_{D^o(x, y)}(-1, 1) = \log R(a, -1, 1, b) = d_{\mathcal{C}_{\mathbb{R}}}(x, y)$. \square

Corollary 5.6 *For $n \geq 1$ the set*

$$\mathbb{C}_+^n = \{u \in \mathbb{C}^n : \text{Re } u_i \overline{u_j} \geq 0, \forall i, j\} = \{u \in \mathbb{C}^n : |u_i + u_j| \geq |u_i - u_j|, \forall i, j\}$$

is a regular \mathbb{C} -cone. The inclusion, $((\mathbb{R}_+^n)^, d_{\mathbb{R}_+^n}) \hookrightarrow ((\mathbb{C}_+^n)^*, d_{\mathbb{C}_+^n})$ is an isometric embedding.*

Proof: Let $\ell_i \in (\mathbb{R}^n)'$, $i = 1, \dots, n$ denote the canonical coordinate projections then $\mathbb{R}_+^n = \{x \in \mathbb{R}^n : \langle \ell_i, x \rangle \geq 0, \forall i\}$ and $\mathbb{C}_+^n = \{u \in \mathbb{C}^n : \text{Re} \langle \ell_i, u \rangle \overline{\langle \ell_j, u \rangle} \geq 0, \forall i, j\}$. Thus, \mathbb{C}_+^n is the canonical complexification of the standard real cone \mathbb{R}_+^n . See Figure 4 for an illustration of \mathbb{C}_+^2 . \square

Below we shall need the following complex polarization

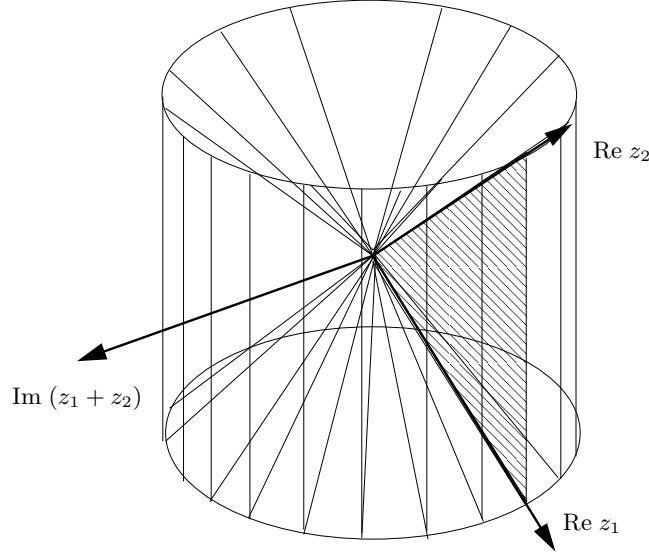


Figure 4: An attempt to illustrate the canonical complexification \mathbb{C}_+^2 of \mathbb{R}_+^2 in the coordinate system $(\text{Re } z_1, \text{Re } z_2, \text{Im } (z_1 + z_2))$ and setting $\text{Im } (z_1 - z_2) = 0$. We show the part of the cone contained in the region $(\text{Re } (z_1 + z_2))^2 + (\text{Im } (z_1 + z_2))^2 \leq 1$. The shaded region shows the intersection with the real cone, \mathbb{R}_+^2 .

Lemma 5.7 *Let $x \pm y \in \mathcal{C}_{\mathbb{R}}^*$ be at a distance $\Delta = d_{\mathcal{C}_{\mathbb{R}}}(x - y, x + y) < +\infty$. We may then find $\alpha \in \mathbb{R}$ so that the vector $x' + iy' = e^{i\alpha}(x + iy)$, or equivalently :*

$$\begin{aligned} x' &= x \cos \alpha - y \sin \alpha \\ y' &= x \sin \alpha + y \cos \alpha \end{aligned}$$

verifies:

$$x' + ty' \in \mathcal{C}_{\mathbb{R}}, \quad \forall |t| \leq \coth \frac{\Delta}{4}.$$

In particular, $x' \pm y' \in \mathcal{C}_{\mathbb{R}}^*$ and

$$|\langle \ell, y' \rangle| \leq \left(\tanh \frac{\Delta}{4} \right) \langle \ell, x' \rangle, \quad \forall \ell \in \mathcal{C}'_{\mathbb{R}}. \quad (5.26)$$

Proof: Possibly after replacing $(x + iy)$ by $e^{i\phi}(x' + iy')$ for a suitable $\phi \in \mathbb{R}$ we may assume that $x \in \mathcal{C}_{\mathbb{R}}$ and $y \notin \mathcal{C}_{\mathbb{R}} \cup -\mathcal{C}_{\mathbb{R}}$. Then

$$\begin{aligned} \ell(x - y, x + y) &= \{t \in \widehat{\mathbb{R}} : (1+t)(x - y) + (1-t)(x + y) \in \mathcal{C}_{\mathbb{R}} \cup -\mathcal{C}_{\mathbb{R}}\} \\ &= \{t \in \mathbb{R} : x - ty \in \mathcal{C}_{\mathbb{R}}\} \end{aligned}$$

is a real segment $[t_1, t_2]$ for which $]t_1, t_2[\supset [-1, 1]$ (see Figure 5). Now write $t = \tan(\theta)$, $\theta \in I \equiv]-\pi/2, \pi/2[$. Since $\cos(\theta) > 0$ we get in the θ -coordinate ;

$$\begin{aligned} \Theta(x, y) = [\theta_1, \theta_2] &= \{\theta \in I : x - \tan \theta y \in \mathcal{C}_{\mathbb{R}}\} \\ &= \{\theta \in I : \cos \theta x - \sin \theta y \in \mathcal{C}_{\mathbb{R}}\} \\ &= \{\theta \in I : \text{Re } e^{i\theta}(x + iy) \in \mathcal{C}_{\mathbb{R}}\} \end{aligned} \quad (5.27)$$

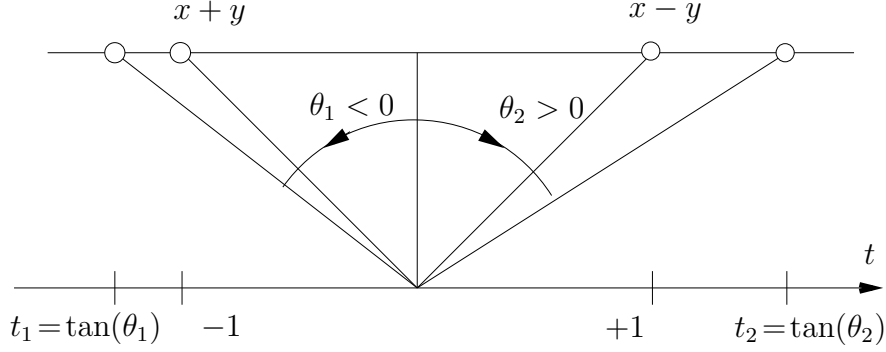


Figure 5: The subcone $\mathcal{C}_{\mathbb{R}} \cap \text{Span}\{x, y\}$ viewed in the x, y -coordinate system.

In θ -coordinates the projective distance between $x - y$ and $x + y$ is then given by

$$d(\theta_1, \theta_2) \equiv \log \left(\frac{\tan(\theta_2) + 1}{\tan(\theta_2) - 1} \times \frac{1 - \tan(\theta_1)}{1 + \tan(\theta_1)} \right).$$

If we do a complex rotation, $x' + iy' = e^{i\alpha}(x + iy)$ with $\alpha \in J \equiv] -\frac{\pi}{2} + \theta_1, \frac{\pi}{2} - \theta_2[$ then the last expression in (5.27) shows that $\Theta(x', y') = [\theta_1 - \alpha, \theta_2 - \alpha]$. Now, the derivative of $\alpha \in J \rightarrow d_{\mathcal{C}_{\mathbb{R}}}(x' - y', x' + y') = d(\theta_1 - \alpha, \theta_2 - \alpha)$ equals

$$\frac{2}{\cos(2(\theta_1 - \alpha))} - \frac{2}{\cos(2(\theta_2 - \alpha))},$$

so the minimal distance between $x' - y'$ and $x' + y'$ is obtained for $\alpha = -(\theta_2 + \theta_1)/2$. This corresponds to a symmetric configuration in which $\ell(x' - y', x' + y') = [-L, L]$ with $L = \tan \frac{\theta_2 - \theta_1}{2} > 1$ and $\Delta \geq d(x' - y', x' + y') = 2 \log \frac{L+1}{L-1}$ or equivalently,

$$L \geq \coth \frac{\Delta}{4}.$$

Since $x' + ty' \in \mathcal{C}_{\mathbb{R}}$ whenever $|t| \leq L$ we obtain the first claim. The second is a consequence of $\langle \ell, x' + ty' \rangle \geq 0$ for all $-L \leq t \leq L$. \square

Lemma 5.8 *Let $x_1, x_2 \in \mathcal{C}_{\mathbb{R}}$ be at a distance $\Delta = d_{\mathcal{C}_{\mathbb{R}}}(x_1, x_2) < +\infty$. Through a positive real rescaling, e.g. replacing x_1 by tx_1 for a suitable $t > 0$, we may assure that*

$$|\langle \ell, x_1 - x_2 \rangle| \leq \left(\tanh \frac{\Delta}{4} \right) \langle \ell, x_1 + x_2 \rangle, \quad \forall \ell \in \mathcal{C}'_{\mathbb{R}}.$$

Proof: From the Birkhoff characterization (4.19) of the projective distance we may rescale, say x_1 , to obtain $e^{\Delta/2}x_1 - x_2 \in \mathcal{C}_{\mathbb{R}}$ and $e^{\Delta/2}x_2 - x_1 \in \mathcal{C}_{\mathbb{R}}$. Then $\langle \ell, x_1 \rangle \leq e^{\Delta/2}\langle \ell, x_2 \rangle$ and $\langle \ell, x_2 \rangle \leq e^{\Delta/2}\langle \ell, x_1 \rangle$. From this we get : $(e^{\Delta/2} - 1)(\langle \ell, x_1 \rangle + \langle \ell, x_2 \rangle) - (e^{\Delta/2} + 1)(\langle \ell, x_1 \rangle - \langle \ell, x_2 \rangle) = 2(e^{\Delta/2}\langle \ell, x_2 \rangle - \langle \ell, x_1 \rangle) \geq 0$ and similarly with x_1 and x_2 interchanged. Rearranging terms the claim follows. \square

Proposition 5.9 *Let $\mathcal{C}_{\mathbb{R}}^1 \subset \mathcal{C}_{\mathbb{R}}$ be an inclusion of \mathbb{R} -cones and denote by $\mathcal{C}_{\mathbb{C}}^1 \subset \mathcal{C}_{\mathbb{C}}$ the inclusion of the corresponding complexified cones. Let $\Delta_{\mathbb{R}} = \text{diam}_{\mathcal{C}_{\mathbb{R}}}(\mathcal{C}_{\mathbb{R}}^1)^* \in [0, +\infty]$ and $\Delta_{\mathbb{C}} = \text{diam}_{\mathcal{C}_{\mathbb{C}}}(\mathcal{C}_{\mathbb{C}}^1)^* \in [0, +\infty]$ be the projective diameters of the respective inclusions. Then $\Delta_{\mathbb{R}}$ is finite iff $\Delta_{\mathbb{C}}$ is finite.*

Proof: From the embedding in Theorem 5.5 we see that $\Delta_{\mathbb{R}} \leq \Delta_{\mathbb{C}}$ which implies one direction.

To see the converse, suppose that $\eta = \tanh \Delta_{\mathbb{R}}/4 < 1$ and let $u_1, u_2 \in \mathcal{C}_{\mathbb{C}}^{1*}$. Possibly after rotating the polarization of u_1 and u_2 , we may by Lemma 5.7 assume that $u_1 = x_1 + iy_1$ and $u_2 = x_2 + iy_2$ with

$$|\langle \ell, y_1 \rangle| \leq \eta \langle \ell, x_1 \rangle \quad \text{and} \quad |\langle \ell, y_2 \rangle| \leq \eta \langle \ell, x_2 \rangle \quad (5.28)$$

for all $\ell \in \mathcal{C}'_{\mathbb{R}}$. Eventually applying a real rescaling of e.g. u_1 (which does not change its polarization), we may by Lemma 5.8 assure that in addition :

$$|\langle \ell, x_1 - x_2 \rangle| \leq \eta \langle \ell, x_1 + x_2 \rangle. \quad (5.29)$$

Let us write $u_{\lambda} = (1 + \lambda)u_1 + (1 - \lambda)u_2$, $\lambda \in \mathbb{C}$ and similarly for x_{λ} and y_{λ} . In order to prove our claim it suffices to find a fixed open neighborhood $U(\eta)$ of the segment $[-1; 1] \subset \mathbb{C}$, depending on η but not upon u_1 and u_2 , such that $u_{\lambda} \in \mathcal{C}_{\mathbb{C}}$ for every $\lambda \in U(\eta)$. Let $-1 \leq t \leq 1$. Then $|\langle \ell, y_t \rangle| \leq \eta \langle \ell, x_t \rangle$ and we get (with $\ell_1, \ell_2 \in \mathcal{C}'_{\mathbb{R}}$) (a) :

$$\operatorname{Re} \langle \ell_1, u_t \rangle \langle \ell_2, \bar{u}_t \rangle = \langle \ell_1, x_t \rangle \langle \ell_2, x_t \rangle + \langle \ell_1, y_t \rangle \langle \ell_2, y_t \rangle \geq (1 - \eta^2) \langle \ell_1, x_t \rangle \langle \ell_2, x_t \rangle$$

as well as (b) : $|\langle \ell, u_t \rangle| \leq \sqrt{1 + \eta^2} \langle \ell, x_t \rangle$. We also obtain the estimates (c) : $|\langle \ell, u_1 - u_2 \rangle| \leq \eta \sqrt{2} \langle \ell, x_1 + x_2 \rangle$ and (d) : $|\langle \ell, x_t \rangle| \geq (1 - \eta|t|) \langle \ell, x_1 + x_2 \rangle$. Let us write $\lambda = t + z$ with $-1 \leq t \leq 1$ and $z \in \mathbb{C}$. Using the expansion $\langle \ell, u_{\lambda} \rangle = \langle \ell, u_t \rangle + z \langle \ell, u_1 - u_2 \rangle$ and inserting the estimates (a)-(d) we obtain

$$\begin{aligned} & \operatorname{Re} \langle \ell_1, u_{\lambda} \rangle \langle \ell_2, \bar{u}_{\lambda} \rangle \\ & \geq (1 - \eta^2) \langle \ell_1, x_t \rangle \langle \ell_2, x_t \rangle - \\ & \quad |z| \eta \sqrt{2} \sqrt{1 + \eta^2} (\langle \ell_1, x_t \rangle \langle \ell_2, x_1 + x_2 \rangle + \langle \ell_1, x_1 + x_2 \rangle \langle \ell_2, x_t \rangle) \\ & \quad - |z|^2 2\eta^2 \langle \ell_1, x_1 + x_2 \rangle \langle \ell_2, x_1 + x_2 \rangle \\ & \geq \langle \ell_1, x_t \rangle \langle \ell_2, x_t \rangle \left(2 - \left(\sqrt{1 + \eta^2} + |z| \frac{\eta \sqrt{2}}{1 - \eta|t|} \right)^2 \right). \end{aligned}$$

This remains positive when $|z|$ is sufficiently small (recall that $1 - \eta|t| \geq 1 - \eta > 0$). The set of such $\lambda = t + z$ -values thus defines an open connected neighborhood, $U(\eta) \subset \mathbb{C}$ of the segment $[-1; 1] \subset \mathbb{C}$. Since enlarging a domain decreases hyperbolic distances, we conclude that $\Delta_{\mathbb{C}} \leq d_{U(\eta)}(1, -1) < \infty$. \square

Remark 5.10 Suppose that T is a real bounded linear operator, that $\mathcal{C}_{\mathbb{R}}$ is a T^{n_0} -inner regular (some $n_0 \geq 0$), norm-directed cone and that the real operator T maps $\mathcal{C}_{\mathbb{R}}$ into a subcone of finite projective diameter in $\mathcal{C}_{\mathbb{R}}$. By Birkhoff's Theorem, [Bir67], the operator has a spectral gap. In view of Remark 4.4 and the properties of the canonical complexification shown above, the same conclusion follows when considering the complexified operator acting on the canonically complexified cone. Our complex cone contraction thus contains the real contraction as a special case (but, of course, with a more complicated proof).

6 Dominated complex cone-contractions

A real operator P which contracts a real cone $\mathcal{C}_{\mathbb{R}}$ contracts *a fortiori* the corresponding complexified cone $\mathcal{C}_{\mathbb{C}}$ (easy). It is then natural to ask if this complex contraction may be preserved when

adding an imaginary part to the operator. Many of our applications below are cast over this idea and has lead us to state an abstract assumption for the action upon $\mathcal{C}_{\mathbb{R}}$ and a corresponding complex contraction Theorem for complexified cones :

Assumption 6.1 *Let $P \in L(X_{\mathbb{R}})$ be a contraction of an \mathbb{R} -cone $\mathcal{C}_{\mathbb{R}}$. Let $M \in L(X_{\mathbb{C}})$ be an operator acting upon the corresponding complex Banach space. We say that M is dominated by P with constants $0 \leq \gamma < \alpha \leq \beta < +\infty$ provided that for all $\ell, \ell_1, \ell_2 \in \mathcal{C}'_{\mathbb{R}}$ and $x, x_1, x_2 \in \mathcal{C}_{\mathbb{R}}$:*

$$\operatorname{Re}\langle \ell_1, Mx \rangle \langle \ell_2, \overline{Mx} \rangle \geq \alpha \langle \ell_1, Px \rangle \langle \ell_2, Px \rangle \quad (6.30)$$

$$\operatorname{Re}\langle \ell, Mx \rangle \langle \ell, \overline{Mx} \rangle \leq \beta \langle \ell, Px \rangle \langle \ell, Px \rangle \quad (6.31)$$

$$|\operatorname{Im}\langle \ell_1, Mx_1 \rangle \langle \ell_2, \overline{Mx_2} \rangle| \leq \gamma \langle \ell_1, Px_1 \rangle \langle \ell_2, Px_2 \rangle \quad (6.32)$$

We say that $\mathcal{C}_{\mathbb{R}}$ is M^{n_0} -inner regular ($n_0 \geq 0$) if there are $x_0 \in \mathcal{C}_{\mathbb{R}}$ and $C < \infty$ so that

$$|\langle \ell, M^{n_0}u \rangle| \leq C \langle \ell, x_0 \rangle \|u\|, \quad \forall u \in X_{\mathbb{C}}, \ell \in \mathcal{C}'_{\mathbb{R}}. \quad (6.33)$$

Remark 6.2 *The above conditions are \mathbb{R}_+ -invariant and also stable when taking convex combinations. It thus suffices to verify that these conditions hold for subsets, $V \subset \mathcal{C}_{\mathbb{R}}$ and $W \subset \mathcal{C}'_{\mathbb{R}}$ which are generating for the cone and the dual cone, respectively, i.e. for which :*

$$\mathcal{C}_{\mathbb{R}} = \operatorname{Cl} \operatorname{Conv}(\mathbb{R}_+ \times V) = \{x \in X_{\mathbb{R}} : \langle \ell, x \rangle \geq 0, \quad \forall \ell \in W\}.$$

Note also that when $\mathcal{C}_{\mathbb{R}}$ is inner regular the last condition (6.33) is automatically satisfied (choose for x_0 an interior point in $\mathcal{C}_{\mathbb{R}}$).

When $\gamma = 0$ an operator M verifying the above assumption is essentially real. Possibly after multiplication with a complex phase the operator maps $\mathcal{C}_{\mathbb{R}}$ into $\mathcal{C}_{\mathbb{R}}$ itself. The above condition then reduces to the real cone-dominated condition of Theorem 4.7. Our goal is here to show that the conclusion of that Theorem also applies when M is allowed to have a non-trivial imaginary part. It turns out that the allowed ‘amount’ of imaginary part depends on the rate of contraction of P .

Theorem 6.3 *Let $\mathcal{C}_{\mathbb{R}} \subset X_{\mathbb{R}}$ be a proper convex cone and let $P : \mathcal{C}_{\mathbb{R}}^* \rightarrow \mathcal{C}_{\mathbb{R}}^*$ be a strict cone-contraction, i.e. $\Delta_P = \operatorname{diam}_{\mathcal{C}_{\mathbb{R}}^*} P(\mathcal{C}_{\mathbb{R}}^*) < +\infty$. Write $\mathcal{C}_{\mathbb{C}}$ for the canonical complexification of $\mathcal{C}_{\mathbb{R}}$. Suppose that $M \in L(X_{\mathbb{C}})$ is P -dominated (Assumption 6.1) with constants that satisfy :*

$$\gamma \cosh \frac{\Delta_P}{2} < \alpha. \quad (6.34)$$

Then $M : \mathcal{C}_{\mathbb{C}}^ \rightarrow \mathcal{C}_{\mathbb{C}}^*$ and $\operatorname{diam}_{\mathcal{C}_{\mathbb{C}}^*} M(\mathcal{C}_{\mathbb{C}}^*) < +\infty$. If, in addition, $\mathcal{C}_{\mathbb{R}}$ is M^{n_0} -inner regular ($n_0 \geq 0$) and of uniformly bounded sectional aperture then M has a spectral gap.*

Proof: Let $u \in \mathcal{C}_{\mathbb{C}}^*$ and $\ell_1, \ell_2 \in \mathcal{C}'_{\mathbb{R}}$. We write $\eta = \tanh \frac{\Delta_P}{4} < +\infty$. The first step is to establish the following inequality (which, in particular, implies that $M : \mathcal{C}_{\mathbb{C}}^* \rightarrow \mathcal{C}_{\mathbb{C}}^*$) :

$$\operatorname{Re}\langle \ell_1, Mu \rangle \langle \ell_2, \overline{Mu} \rangle \geq \left(\frac{\alpha}{\cosh(\Delta_P/2)} - \gamma \right) |\langle \ell_1, Pu \rangle| |\langle \ell_2, Pu \rangle|. \quad (6.35)$$

We will use polarization twice to achieve this. First, write $u = e^{i\theta}(x + iy)$ with $\theta \in \mathbb{R}$ and $x \pm y \in \mathcal{C}_{\mathbb{R}}^*$. Then

$$\begin{aligned}
& \langle \ell_1, Mu \rangle \overline{\langle \ell_2, Mu \rangle} \\
&= \langle \ell_1, M(x + iy) \rangle \langle \ell_2, \overline{M(x - iy)} \rangle = \\
&= [\langle \ell_1, Mx \rangle \langle \ell_2, \overline{Mx} \rangle + \langle \ell_1, My \rangle \langle \ell_2, \overline{My} \rangle] + i [\langle \ell_1, My \rangle \langle \ell_2, \overline{Mx} \rangle - \langle \ell_1, Mx \rangle \langle \ell_2, \overline{My} \rangle] \\
&= \frac{1}{2} [\langle \ell_1, M(x + y) \rangle \langle \ell_2, \overline{M(x + y)} \rangle + \langle \ell_1, M(x - y) \rangle \langle \ell_2, \overline{M(x - y)} \rangle] + \\
&\quad \frac{i}{2} [\langle \ell_1, M(x + y) \rangle \langle \ell_2, \overline{M(x - y)} \rangle - \langle \ell_1, M(x - y) \rangle \langle \ell_2, \overline{M(x + y)} \rangle] \\
&\equiv \frac{1}{2}[A] + \frac{i}{2}[B].
\end{aligned}$$

Since $x \pm y \in \mathcal{C}_{\mathbb{R}}$ we may use inequality (6.30) of our assumption to deduce :

$$\begin{aligned}
\text{Re } A &\geq \alpha \langle \ell_1, P(x + y) \rangle \langle \ell_2, P(x + y) \rangle + \alpha \langle \ell_1, P(x - y) \rangle \langle \ell_2, P(x - y) \rangle \\
&= 2\alpha \langle \ell_1, Px \rangle \langle \ell_2, Px \rangle + \alpha \langle \ell_1, Py \rangle \langle \ell_2, Py \rangle \\
&= 2\alpha \text{Re} \langle \ell_1, P(x + iy) \rangle \langle \ell_2, P(x - iy) \rangle \\
&= 2\alpha \text{Re} \langle \ell_1, Pu \rangle \langle \ell_2, P\overline{u} \rangle.
\end{aligned}$$

For the second term we have by (6.32)

$$\begin{aligned}
|\text{Im } B| &\leq \gamma \langle \ell_1, P(x + y) \rangle \langle \ell_2, P(x - y) \rangle + \gamma \langle \ell_1, P(x - y) \rangle \langle \ell_2, P(x + y) \rangle \\
&= 2\gamma (\langle \ell_1, Px \rangle \langle \ell_2, Px \rangle - \langle \ell_1, Py \rangle \langle \ell_2, Py \rangle) \\
&\leq 2\gamma |\langle \ell_1, P(x + iy) \rangle| |\langle \ell_2, P(x - iy) \rangle| \\
&= 2\gamma |\langle \ell_1, Pu \rangle| |\langle \ell_2, P\overline{u} \rangle|,
\end{aligned}$$

where for the last inequality we used Schwarz' inequality. From these two estimates we get :

$$\text{Re} \langle \ell_1, Mu \rangle \overline{\langle \ell_2, Mu \rangle} \geq \alpha \text{Re} \langle \ell_1, Pu \rangle \langle \ell_2, P\overline{u} \rangle - \gamma |\langle \ell_1, Pu \rangle| |\langle \ell_2, P\overline{u} \rangle|. \quad (6.36)$$

We note that (6.36) is here independent of the choice of polarization. Since $x \pm y \in \mathcal{C}_{\mathbb{R}}^*$ we see that the elements $P(x + y) \in \mathcal{C}_{\mathbb{R}}^*$ and $P(x - y) \in \mathcal{C}_{\mathbb{R}}^*$ are at a projective distance not exceeding Δ_P . We may then use Lemma 5.7 to rotate the polarization again and write $Pu = e^{i\alpha}(x' + iy')$ where $|\langle \ell, y' \rangle| \leq \eta \langle \ell, x' \rangle$ for all $\ell \in \mathcal{C}_{\mathbb{R}}'$. But then

$$\text{Re} \langle \ell_1, Pu \rangle \langle \ell_2, P\overline{u} \rangle \geq \langle \ell_1, x' \rangle \langle \ell_2, x' \rangle + \langle \ell_1, y' \rangle \langle \ell_2, y' \rangle \geq (1 - \eta^2) \langle \ell_1, x' \rangle \langle \ell_2, x' \rangle.$$

We also obtain $|\langle \ell, Pu \rangle| = \sqrt{\langle \ell, x' \rangle^2 + \langle \ell, y' \rangle^2} \leq \sqrt{1 + \eta^2} \langle \ell, x' \rangle$ so that

$$\text{Re} \langle \ell_1, Pu \rangle \langle \ell_2, P\overline{u} \rangle \geq \frac{1 - \eta^2}{1 + \eta^2} |\langle \ell_1, Pu \rangle| |\langle \ell_2, P\overline{u} \rangle| = \left(\cosh \frac{\Delta_P}{2} \right)^{-1} |\langle \ell_1, Pu \rangle| |\langle \ell_2, P\overline{u} \rangle|.$$

Together with (6.36) this establishes (6.35).

In order to obtain an estimate for $\text{diam}_{\mathcal{C}_{\mathbb{C}}} M(\mathcal{C}_{\mathbb{C}}^*)$ we also need the following inequality :

$$|\langle \ell, Mu \rangle| \leq \sqrt{\beta + \gamma} |\langle \ell, Pu \rangle|, \quad \forall \ell \in \mathcal{C}_{\mathbb{R}}', u \in \mathcal{C}_{\mathbb{C}}. \quad (6.37)$$

This follows by setting $\ell_1 = \ell_2 = \ell$ in the expression for A and B above and using the upper bounds (6.31) and (6.32) of our Assumption :

$$A \leq \beta(\langle \ell, P(x + y) \rangle^2 + \langle \ell, P(x - y) \rangle^2) = 2\beta(\langle \ell, Px \rangle^2 + \langle \ell, Py \rangle^2) = 2\beta |\langle \ell, Pu \rangle|^2$$

and the bound $|B| = |\text{Im}B| \leq 2\gamma |\langle \ell, Pu \rangle|^2$ as before.

Consider $u_1, u_2 \in \mathcal{C}_{\mathbb{C}}^*$. Using the polarization identity, Proposition 5.25, we may assume that $u_1 = x_1 + iy_1$ with $x_1 \pm y_1 \in \mathcal{C}_{\mathbb{R}}^*$ so that $|\langle \ell, Py_1 \rangle| \leq \langle \ell, Px_1 \rangle$. Then also $\langle \ell, Px_1 \rangle \leq |\langle \ell, Pu_1 \rangle| \leq \sqrt{2} \langle \ell, Px_1 \rangle$ and with the same bounds for $u_2 = x_2 + iy_2$. Through a real rescaling, Lemma 5.8, we may also assume that $|\langle \ell, P(x_1 - x_2) \rangle| \leq \eta \langle \ell, P(x_1 + x_2) \rangle$. We also write $u_\lambda = (1 + \lambda)u_1 + (1 - \lambda)u_2$ with $\lambda = t + z$, $-1 \leq t \leq 1$ (and similarly for x_λ and y_λ). By the choice of polarization $x_t \pm y_t \in \mathcal{C}_{\mathbb{R}}$ so that $u_t \in \mathcal{C}_{\mathbb{C}}$, i.e. belongs to the complex cone for all $-1 \leq t \leq 1$. We want to show that when $|z|$ is small enough the same is true for Mu_{t+z} .

First note that $\langle \ell, Px_t \rangle \geq (1 - \eta|t|) \langle \ell, P(x_1 + x_2) \rangle$. Applying the inequality (6.37) we deduce that $|\langle \ell, Mu_t \rangle| \leq \sqrt{2(\beta + \gamma)} \langle \ell, Px_t \rangle$ and $|\langle \ell, M(u_1 - u_2) \rangle| \leq \sqrt{2(\beta + \gamma)} \langle \ell, P(x_1 + x_2) \rangle \leq \sqrt{2(\beta + \gamma)} \frac{\langle \ell, Px_t \rangle}{1 - \eta|t|}$. Using (6.35) on u_t and the expansion $\langle \ell, Mu_{t+z} \rangle = \langle \ell, Mu_t \rangle + z \langle \ell, M(u_1 - u_2) \rangle$, we obtain the inequality

$$\begin{aligned} & \text{Re} \langle \ell_1, Mu_{t+z} \rangle \langle \ell_2, \overline{Mu_{t+z}} \rangle \\ & \geq \text{Re} \langle \ell_1, Mu_t \rangle \langle \ell_2, \overline{Mu_t} \rangle \\ & \quad - |z| (|\langle \ell_1, Mu_t \rangle| |\langle \ell_2, M(u_1 - u_2) \rangle| + |\langle \ell_2, Mu_t \rangle| |\langle \ell_1, M(u_1 - u_2) \rangle|) \\ & \quad - |z|^2 |\langle \ell_1, M(u_1 - u_2) \rangle| |\langle \ell_2, M(u_1 - u_2) \rangle| \\ & \geq \langle \ell_1, Px_t \rangle \langle \ell_2, Px_t \rangle \times \left(\frac{\alpha}{\cosh(\Delta_P/2)} - \gamma + 2(\beta + \gamma) - 2(\beta + \gamma) \left(1 + \frac{|z|}{1 - \eta|t|} \right)^2 \right). \end{aligned} \tag{6.38}$$

The set of $t + z$ values, $-1 \leq t \leq 1$ for which the latter quantity is non-negative contains an open neighborhood, $U = U(\alpha, \beta, \gamma, \Delta_P)$ of the segment $[-1; 1] \subset \mathbb{C}$. It follows that

$$\text{diam}_{\mathcal{C}_{\mathbb{C}}} M(\mathcal{C}_{\mathbb{C}}^*) \leq d_U(-1, 1) < +\infty.$$

For the last assertion note that the condition (6.33) implies that

$$\text{Re} \langle \ell_1, x_0 + M^{n_0} u \rangle \langle \ell_2, x_0 + \overline{M^{n_0} u} \rangle \geq \langle \ell_1, x_0 \rangle \langle \ell_2, x_0 \rangle (1 - 2C\|u\| - C^2\|u\|^2)$$

which remains non-negative when $\|u\| \leq \frac{1}{C}(\sqrt{2} - 1)$. Thus $\mathcal{C}_{\mathbb{C}}$ is M^{n_0} -inner regular. By Proposition 5.4, $\mathcal{C}_{\mathbb{C}}$ is also of uniformly bounded sectional aperture so the conclusion follows from our spectral gap theorem, Theorem 3.7. \square

7 Applications

The most striking application is also the simplest. A complex Perron-Frobenius Theorem :

Theorem 7.1 *Let $A \in M_n(\mathbb{C})$ and suppose there is $0 < c < +\infty$ for which $|\text{Im} A_{ij} \overline{A_{mn}}| < c \leq \text{Re} A_{ij} \overline{A_{mn}}$ for all indices. Then A has a spectral gap.*

Proof : The cone $\mathcal{C}_{\mathbb{R}} = \mathbb{R}_+^n$ is regular in \mathbb{R}^n . By Corollary 5.6, $\mathcal{C}_{\mathbb{C}} = \mathbb{C}_+^n$ is regular in \mathbb{R}^n . We will compare M with the constant matrix $P_{ij} \equiv 1$ with respect to the real cone \mathbb{R}_+^n . As in Example 4.8(1), $\Delta_P = 0$. The canonical basis and its dual generates the cone and its dual, respectively, cf. remark 6.2. The constants from Assumption 6.1 then become (sups and infs over all indices) (a) $\alpha = \inf \text{Re} A_{ij} \overline{A_{kl}}$, (b) $\beta = \sup \text{Re} A_{ij} \overline{A_{kl}}$ and (c) $\gamma = \sup |\text{Im} A_{ij} \overline{A_{kl}}|$. Our spectral gap

condition of Theorem 6.3 simply reads $\gamma < \alpha$ and by finiteness of n this is equivalent to the stated assumptions on A . \square

In the following, denote by $\text{osc}(h) = \text{ess sup}(h) - \text{ess inf}(h)$ the essential oscillation of a real valued function h on a measured space. Theorem 7.1 may (almost) be viewed as a special case of the following complex version of a result of Jentzsch [Jen12] :

Theorem 7.2 *Let (Ω, μ) be a measure space and let $X = L^p(\Omega, \mu)$, with $1 \leq p \leq +\infty$. Let $h \in L^p$, $h > 0$ a.e. and $m \in L^q$, $m > 0$ a.e. with $\frac{1}{p} + \frac{1}{q} = 1$ so that $0 < \int h m d\mu < +\infty$, cf. Example 4.8(2). Given $g \in L^\infty(\Omega \times \Omega)$ we define the integral operator, $M_g \in L(X)$:*

$$M_g \phi(x) = h(x) \int_{\Omega} e^{g(x,y)} \phi(y) m(y) \mu(dy). \quad (7.39)$$

Set $\theta = \text{osc}(\text{Im } g)$ and $\Lambda = \text{osc}(\text{Re } g)$. Suppose that $\theta < \pi/4$ and that $\tan \theta < \exp(-2\Lambda)$. Then M_g has a spectral gap.

Proof: As in Example 4.8(2) we consider the \mathbb{R} -cone $\mathcal{C}_{\mathbb{R}} = \{\phi \in X_{\mathbb{R}} : \phi \geq 0 \text{ (a.e.)}\}$ and we compare with $P\phi = h \int_{\Omega} \phi m d\mu$. We have that $P : \mathcal{C}_{\mathbb{R}}^* \rightarrow \mathcal{C}_{\mathbb{R}}^*$ and $\Delta_P = 0$. We obtain the following estimate for the constants

$$\text{Re } e^{g(x,y)+\overline{g(x',y')}} \geq \alpha \equiv e^{2\text{ess inf Re } g} \cos \theta \quad \text{and} \quad \text{Im } e^{g(x,y)+\overline{g(x',y')}} \leq \gamma \equiv e^{2\text{ess sup Re } g} \sin \theta.$$

Since $|\langle \ell, M_g \phi \rangle| \leq \langle \ell, h \rangle e^{2\text{ess sup Re } g} \|m\|_q \|\phi\|_p$, $\phi \in X_{\mathbb{C}}$ and $\ell \in \mathcal{C}'_{\mathbb{R}}$, the cone $\mathcal{C}_{\mathbb{R}}$ is M_g -inner regular. As shown in Example 4.8 (2) the real cone has bounded sectional aperture so by Proposition 5.4 (3), the same is true for the complexified cone. The spectral gap condition of Theorem 6.3 then translates into the stated condition on θ and Λ . \square

8 A complex Kreĭn-Rutman Theorem

Let X be a complex Banach space. We denote by $\text{Gr}_2(X)$ denote the set of complex planes in X , i.e. subsets of the form $\mathbb{C}x + \mathbb{C}y$ with x and y independent vectors in X . If we write $S(X)$ for the unit sphere in X then

$$d_2(F, F') = \text{dist}_H(F \cap S(X), F' \cap S(X)), \quad F, F' \in \text{Gr}_2(X)$$

defines a metric on $\text{Gr}_2(X)$. In the following let us fix a norm on \mathbb{C}^n . The choice may affect the constants below but is otherwise immaterial. The space $(\text{Gr}_2(\mathbb{C}^n), d_2)$ is then a sequentially compact metric space.

Lemma 8.1 *Let $V \subset X$ be a \mathbb{C} -cone and let $F \in \text{Gr}_2(X)$. Suppose there is $u \in F$, $r > 0$ such that $B(u, r) \cap V = \emptyset$. Then $V_F = F \cap V$ has at most $1 + \frac{\|u\|}{r}$ bounded aperture.*

Proof: Let $m \in (F)'$ be a linear functional with $u \in \ker m$ and $\|m\| = 1$. Choose $x \in F$ for which $|\langle m, x \rangle| = \|x\|$. If $ax + bu \in V_F$ then $u + \frac{a}{b}x \notin B(u, r)$ so that $|b| \leq \frac{|a|}{r}\|x\|$ and therefore,

$$\|ax + bu\| \leq |a|\|x\|(1 + \frac{\|u\|}{r}) = |\langle m, ax + bu \rangle|(1 + \frac{\|u\|}{r}).$$

The 2-dimensional space F is spanned by u and x so $K(V_F) \leq 1 + \frac{\|u\|}{r}$. \square

Lemma 8.2 *Let $V \subset \mathbb{C}^n$ be a \mathbb{C} -cone. Then there is $K < \infty$ so that V is of K -bounded sectional aperture.*

Proof: Suppose that this is not the case. Then we may find a sequence F_n of planes for which the aperture $K(V \cap F_n)$ diverges. Taking a subsequence we may assume that F_n converges in $\text{Gr}_2(X)$ to a plane F . As V is proper, $V \cap F$ is a strict subset of F . Thus there is $u \in F - V$. But V is closed in \mathbb{C}^n so there is $r > 0$ so that $B(u, r)$ is disjoint from V as well. Given another complex plane, F' , we may find $u' \in F'$ for which $\|u - u'\| \leq \|u\|d_2(F, F')$. When F and F' are close enough, $r' = r - \|u\|d_2(F, F') > 0$ and $B(u', r')$ is also disjoint from V . By our previous Lemma, $V \cap F'$ is of aperture not exceeding $1 + \|u\|/(r - \|u\|d_2(F, F'))$. But this contradicts the divergence of $K(V \cap F_n)$ as $F_n \rightarrow F$. \square

Lemma 8.3 *Let $V \subset \mathbb{C}^n$ be a \mathbb{C} -cone and let $W \subset V$ be a closed complex sub-cone with $W^* \subset \text{Int } V$. Then there is $\Delta = \Delta(W, V) < +\infty$ such that for $x, y \in W^*$:*

$$d_W(x, y) < +\infty \Rightarrow d_V(x, y) \leq \Delta.$$

Proof: We denote by $\pi : \mathbb{C}^n - \{0\} \rightarrow \mathbb{C}P^{n-1}$ the canonical projection to complex projective space. We consider $\mathbb{C}P^{n-1}$ as a metric space with the metric $d_{\mathbb{C}P^{n-1}}$ as in (A.45). The projected image, $\pi(W^*)$, is compact in the open set $\pi(\text{Int } V^*) \subset \mathbb{C}P^{n-1}$ so there is $\epsilon = \epsilon(W, V) > 0$ for which the ϵ -neighborhood of $\pi(W^*)$ is contained in $\pi(V^*)$.

Let $x, y \in W^*$ be linearly independent and suppose that $d_W(x, y) < +\infty$. Let $F \in \text{Gr}_2(\mathbb{C}^n)$ be the complex plane containing x and y . Denote by C the connected set in $\pi(F^*)$ containing x and y . Let $\xi_i \in C$, $i \in J$ be an $\epsilon/3$ -maximally separated set in C . Thus, the balls $B(\xi_i, \frac{\epsilon}{6})$, $i \in J$ are all disjoint and $\bigcup_{i \in J} B(\xi_i, \frac{\epsilon}{3}) = \mathbb{C}P^{n-1}$. The cardinality of J is bounded by a constant depending on ϵ only. Then $B(\xi_i, \frac{2\epsilon}{3}) \subset \pi(V^*)$, $i \in J$ so by Lemma A.1(2) each $B(x_i, \frac{\epsilon}{3})$, $i \in J$ is of radius not greater than $\log \frac{1+1/2}{1-1/2} = \log 3$ for the d_V -metric. Also $\bigcup_{i \in J} B(\xi_i, \frac{\epsilon}{3})$ contains C which is connected. It follows that $d_V(x, y)$ does not exceed $2 \log 3 \text{ Card}(J)$. which is bounded by a constant depending on ϵ only. \square

Theorem 8.4 *Let $V \subset \mathbb{C}^n$ be a closed subset which is \mathbb{C} -invariant and contains no complex planes (in terms of Definition 2.1, V is a \mathbb{C} -cone). Suppose that $A : \mathbb{C}^n \rightarrow \mathbb{C}^n$ is a linear map for which $A(V^*) \subset \text{Int } V$. Then A has a spectral gap.*

Proof : We write $W = A(V)$ for the image of V and use the notation and constants from the two previous Lemmas. First note that for $x, y \in V$,

$$d_V(x, y) < \infty \Rightarrow d_V(Ax, Ay) \leq \eta d_V(x, y) \quad \text{and} \quad d_V(Ax, Ay) \leq \Delta.$$

To see this note that when $d_V(x, y) < \infty$ then $d_V(Ax, Ay) < \infty$ so by Lemma 8.3, $d_V(Ax, Ay) \leq \Delta$. If \mathcal{C}^* denotes the connected component of $F \cap V^*$ containing x and y then also $\text{diam}_V A(\mathcal{C}^*) \leq \Delta$. By Lemma 2.4, $d_V(Ax, Ay) \leq \eta d_{\mathcal{C}}(x, y) \leq \eta d_V(x, y)$. Iterating this argument we see that $\text{diam}_V A^n(\mathcal{C}^*) \leq \Delta \eta^{n-1}$, $n \geq 1$. By Lemma 8.2, V is of K -bounded sectional aperture, so Lemma A.1(1) assures that $\text{diam}_{\mathbb{C}P^{n-1}} A^n(\mathcal{C}^*) \leq 2K\Delta\eta^{n-1}$. Fix $n_1 < +\infty$ so that $2K\Delta\eta^{n_1-1} \leq \epsilon/3$.

Now let ξ_i , $i \in J$ be an $\epsilon/3$ -maximally separated set in W . Setting $V_i = \pi^{-1}B(\xi_i, \epsilon)$ with $i \in J$ we see that $\text{diam}_{\mathbb{C}P^{n-1}} A^n V_i^* \leq \epsilon/3$, $n \geq n_1$. It follows that there is a map, $\tau : J \rightarrow J$ so that $A^n V_i^* \subset W_{\tau(i)} \equiv \pi^{-1}B(\xi_{\tau(i)}, 2\epsilon/3)$, $n \geq n_1$. Since J is of finite cardinality, τ must have a cycle. Thus, there are $i_1 \in J$ and $n_1 < +\infty$ for which $A^{n_1}(V_{i_1}) \subset W_{i_1}$. The cone W_{i_1}

is regular (easy) and of bounded diameter in V_{i_1} so A^{n_1} has a spectral gap and therefore also A . \square

When the operator is sufficiently regular one may weaken the assumptions on the contraction and the outer regularity of the cone. This is illustrated by the following complex version of a theorem of Kreĭn and Rutman [KR50, Theorem 6.3] :

Theorem 8.5 *Let $\mathcal{C} \subset X_{\mathbb{C}}$ be a \mathbb{C} -cone in the Banach space $X_{\mathbb{C}}$. Let $A \in L(X_{\mathbb{C}})$ be a quasi-compact operator or a compact operator of strictly positive spectral radius and suppose that A verifies*

$$A : \mathcal{C}^* \rightarrow \mathcal{C}^o, \quad (8.40)$$

Then A has a spectral gap.

Proof : Let P be the spectral projection associated with eigenvalues on the spectral radius circle, $\{\lambda \in \mathbb{C} : |\lambda| = r_{\text{sp}}(A)\}$. By hypothesis $\text{im}P$ is finite dimensional and we may find $\theta \in \mathbb{R}$ such that

$$r_{\text{sp}}(A(1 - P)) < \theta < r_{\text{sp}}(A).$$

We claim that $\mathcal{C}^* \cap \text{im}P$ is non-empty : Let $x \in \mathcal{C}^*$ and define $e_n = A^n x / \|A^n x\| \in \mathcal{C}^*$, $n \in \mathbb{N}$.

Suppose first that $Px \neq 0$. Then $\lim_{n \rightarrow \infty} \|A^n(1 - P)x\| / \|A^n Px\| = 0$ so that the distance between e_n and $\text{im}P$ tends to zero. Since $\text{im}P$ is locally compact and e_n is bounded we may extract a convergent sub-sequence $e^* = \lim e_{n_k} \in \text{im}P \cap \mathcal{C}^*$. Suppose instead that $Px = 0$ then $Ax \in \mathcal{C}^o$ so there is $r > 0$ for which $B(Ax, r) \subset \mathcal{C}$. We may then replace x by $Ax + u$ where $u \in \text{im}P$, $\|u\| < r$ and we are back in the first case. Thus $\mathcal{C}_P^* = \mathcal{C}^* \cap \text{im}P \neq \emptyset$. Now,

$$A : \mathcal{C}_P^* \rightarrow (A \mathcal{C}^*) \cap \text{im}P \subset \mathcal{C}^o \cap \text{im}P = \mathcal{C}_P^o,$$

the latter for the topology in $\text{im}P$. In particular, \mathcal{C}_P^o is non-empty so \mathcal{C}_P is an inner regular \mathbb{C} -cone in a finite dimensional space and $A : \mathcal{C}_P^* \rightarrow \mathcal{C}_P^o$. We may then apply the finite dimensional contraction theorem, Theorem 8.4, to $A_P = A|_{\text{im}P} \in L(\text{im}P)$. It follows that A_P , whence also our original operator A has a spectral gap. \square

Remark 8.6 *In the real cone version (replacing \mathbb{C} by \mathbb{R}) of theorem 8.5 it is not necessary to assume that the spectral radius of A is strictly positive. This forms part of the conclusion. To see this pick $x \in \mathcal{C}^*$ of norm one. Then $Ax \in \mathcal{C}^o$ so there is $\lambda > 0$ for which $B(Ax, \lambda) \subset \mathcal{C}$. Therefore, $Ax - \lambda x \in \mathcal{C}$ and then also $B(A^2x, \lambda^2) = A(Ax - \lambda x) + \lambda B(Ax, \lambda) \subset \mathcal{C}$ by the properties of an \mathbb{R} -cone. More generally, $B(A^n x, \lambda^n) \subset \mathcal{C}$. As $0 \in \partial \mathcal{C}$ it follows that*

$$r_{\text{sp}}(A) \geq \limsup \sqrt[n]{|A^n x|} \geq \lambda > 0.$$

The fact that this conclusion is non-trivial is illustrated e.g. by the operator, $A\phi(t) = \int_0^s \phi(s) ds$, $0 \leq t \leq 1$, which is compact when acting upon $\phi \in X = C^0([0, 1])$. It contracts (though not strictly) the cone of positive elements but has spectral radius zero.

In the complex setup, if one assumes that \mathcal{C} is of K -bounded sectional aperture then strict positivity of $r_{\text{sp}}(A)$ also comes for free : Suppose that $x \in \mathcal{C}$, $|x| = 1$ and $B(Ax, r) \subset \mathcal{C}$, $r > 0$. Then $Ax + \lambda x \in \mathcal{C}^$, $\forall |\lambda| < r$ and also $A^{n+1}x + \lambda A^n x \in \mathcal{C}^*$ for such λ -values. By Lemma 3.4 we see that $|A^{n+1}x| \geq \frac{r}{K}|A^n x| > 0$ from which $r_{\text{sp}}(A) \geq \frac{r}{K} > 0$.*

9 A complex Ruelle-Perron-Frobenius Theorem

The Ruelle-Perron-Frobenius Theorem, [Rue68, Rue69, Rue78] (see also [Bow75]), ensures a spectral gap for certain classes of real, positive operators with applications in statistical mechanics and dynamical systems. Ferrero and Schmitt [FS79, FS88] used Birkhoff's Theorem on cone contraction to give a conceptually new proof of the Ruelle-Perron-Frobenius Theorem. See also [Liv95] and [Bal00] for further applications in dynamical systems. We present here a generalization to a complex setup.

Let (Ω, d) be a metric space of finite diameter, $D < +\infty$. When $\phi : \Omega \rightarrow \mathbb{R}$ (or \mathbb{C}) we denote by $\text{Lip}(\phi) = \sup_{x \neq y} |\phi_x - \phi_y|/d(x, y) \in [0, +\infty]$ the associated Lipschitz constant and by $|\phi|_0$ the supremum. Then $X_{\mathbb{R}} = \{\phi : \Omega \rightarrow \mathbb{R} \mid \|\phi\| \equiv |\phi|_0 + \text{Lip}(\phi) < +\infty\}$ (and similarly for $X_{\mathbb{C}}$) is a Banach algebra.

Let $U \subset \Omega$ and let $f : U \rightarrow \Omega$ be an unramified covering map of Ω which is uniformly expanding. For simplicity, we will take it to be of finite degree (it is an instructive exercise to extend Theorem 9.1 below to maps of countable degree). More precisely, we assume that there is $0 < \rho < 1$ and a finite index set J so that for every couple $y, y' \in \Omega$ we have a pairing $\mathcal{P}(y, y') = \{(x_j, x'_j) : j \in J\}$ of the pre-images, $f^{-1}(y) = \{x_j\}_{j \in J}$ and $f^{-1}(y') = \{x'_j\}_{j \in J}$, for which $d(x_j, x'_j) \leq \rho d(y, y')$, $j \in J$.

Fix an element $g \in X_{\mathbb{C}}$ and define for $\phi \in C^0(M)$ (or $\phi \in X_{\mathbb{C}}$) :

$$M_g \phi(y) = \sum_{x: f(x)=y} e^{g(x)} \phi(x), \quad y \in \Omega.$$

The norm of M_g when acting upon $C^0(M)$ (in the uniform norm) is given by

$$\|M_g\|_0 = \sup_{y \in \Omega} \sum_{x: f(x)=y} e^{\text{Re} g(x)},$$

and a straight-forward calculation shows that $M_g \in L(X_{\mathbb{C}})$ with $\|M\| \leq \|M\|_0(1 + \rho \text{Lip } g)$.

Theorem 9.1 *Denote $a = \text{Lip Re } g$, $b = \text{Lip Im } g$ and $\theta = \text{osc Im } g$. Suppose that*

$$\left(\theta + \frac{2\rho^2 D b}{1 - \rho + \rho^2 D a} \right) \exp \left(1 + \rho \frac{1 + \rho}{1 - \rho} D a \right) \frac{4}{1 - \rho} < 1.$$

Then $M_g \in L(X_{\mathbb{C}})$ has a spectral gap.

Proof : We will compare M_g with the real operator $P = M_{\text{Re } g}$. For $\sigma > 0$ the set,

$$\mathcal{C}_{\sigma, \mathbb{R}} = \{\phi : \Omega \rightarrow \mathbb{R}_+ \mid \langle \ell_{y, y'}, \phi \rangle \equiv \phi(y) - e^{-\sigma d(y, y')} \phi(y') \geq 0, \quad \forall y, y' \in \Omega\}, \quad (9.41)$$

defines a proper convex cone in $X_{\mathbb{R}}$ which in addition is regular. Inner regularity : Let $\mathbf{1}(x) \equiv 1$, $x \in \Omega$ and $h \in X_{\mathbb{R}}$. Then $\mathbf{1} + h \in \mathcal{C}_{\sigma, \mathbb{R}}$ provided $\text{Lip } h / (1 - |h|_0) \leq \sigma$. Whence $B(\mathbf{1}, \min(\sigma, 1)) \subset \mathcal{C}_{\sigma, \mathbb{R}}$. Outer regularity : Pick $x_0 \in \Omega$ and set $\ell_0(\phi) = \phi(x_0)$. For $\phi \in \mathcal{C}_{\sigma, \mathbb{R}}$ we have $\text{Lip } \phi \leq \sigma |\phi|_0$ so that $\|\phi\| \leq (1 + \sigma) |\phi|_0 \leq (1 + \sigma) e^{\sigma D} \ell_0(\phi)$, and this shows outer regularity.

Let $0 < \sigma' < \sigma$ and $\phi_1, \phi_2 \in \mathcal{C}_{\sigma', \mathbb{R}}^*$. As in (4.18) let $\beta_{\sigma}(\phi_1, \phi_2) = \inf\{\lambda > 0 : \lambda \phi_1 - \phi_2 \in \mathcal{C}_{\sigma, \mathbb{R}}\}$. A calculation using the defining properties of the cone-family yields :

$$\beta_{\sigma}(\phi_1, \phi_2) \leq \sup_{d > 0} \frac{1 - \exp(-(\sigma + \sigma')d)}{1 - \exp(-(\sigma - \sigma')d)} \sup_{y \in \Omega} \frac{\phi_2(y)}{\phi_1(y)} \leq \frac{\sigma + \sigma'}{\sigma - \sigma'} \sup_{y \in \Omega} \frac{\phi_2(y)}{\phi_1(y)},$$

and we get the following bound for the diameter $\Delta_{\mathbb{R}} = \text{diam}_{\mathcal{C}_{\sigma, \mathbb{R}}} \mathcal{C}_{\sigma', \mathbb{R}}^*$, cf. (4.19) :

$$\Delta_{\mathbb{R}} \leq 2 \log \frac{\sigma + \sigma'}{\sigma - \sigma'} + \sup_{y, y' \in \Omega} \log \frac{\phi_2(y) \phi_1(y')}{\phi_1(y) \phi_2(y')} \leq 2 \log \frac{\sigma + \sigma'}{\sigma - \sigma'} + 2 D \sigma' < +\infty.$$

The injection $\mathcal{C}_{\sigma', \mathbb{R}} \hookrightarrow \mathcal{C}_{\sigma, \mathbb{R}}$ is thus a uniform contraction for the respective projective metrics. Given $\phi \in \mathcal{C}_{\sigma, \mathbb{R}}$ and using the pairing $\mathcal{P}(y, y')$ we get for the operator $P = M_{\text{Reg}}$:

$$P\phi(y) = \sum_{x: f(x)=y} e^{\text{Re } g(x)} \phi(x) \geq \sum_{x': f(x')=y'} e^{\text{Re } g(x') - (a+\sigma)d(x, x')} \phi(x') \geq e^{-\rho(a+\sigma)d(y, y')} P\phi(y').$$

This implies that $P : \mathcal{C}_{\sigma, \mathbb{R}} \rightarrow \mathcal{C}_{\sigma', \mathbb{R}}$ with $\sigma' = \rho(a + \sigma)$. If we choose $\sigma > a\rho/(1 - \rho)$ then P becomes a strict cone contraction of the regular cone $\mathcal{C}_{\sigma, \mathbb{R}}$. We also get the estimate (to obtain an a priori estimate for the contraction one may here try to optimize for the value of σ) :

$$\frac{\Delta_P}{2} \leq \log \frac{\sigma + \rho(\sigma + a)}{\sigma - \rho(\sigma + a)} + D \rho(\sigma + a). \quad (9.42)$$

By Theorem 4.5, $P \in L(X_{\mathbb{R}})$ has a spectral gap (see [Rue68, FS79] and also [Liv95]).

Returning to the complex operator, M_g , let us fix $y, y' \in \Omega$ and the corresponding pairing of pre-images $\mathcal{P}(y, y')$ as described above. Let $\phi \in \mathcal{C}_{\sigma', \mathbb{R}}^*$ and write $\langle \ell_{y, y'}, M_g \phi \rangle = \sum_j \langle \mu_j(g), \phi \rangle$ with

$$\langle \mu_j(g), \phi \rangle \equiv e^{g(x_j)} \phi(x_j) - e^{-\sigma d(y, y') + g(x'_j)} \phi(x'_j), \quad j \in J.$$

In order to compare with the real operator, we define complex numbers w_j , $j \in J$, through the relation

$$\langle \mu_j(g), \phi \rangle = e^{i \text{Im } g(x_j)} w_j \langle \mu_j(\text{Re } g), \phi \rangle.$$

Equivalently (when the denominator is non-zero) :

$$e^{i \text{Im } g(x_j)} w_j = \frac{e^{g(x_j)} \phi(x_j) - e^{-\sigma d(y, y') + g(x'_j)} \phi(x'_j)}{e^{\text{Re } g(x_j)} \phi(x_j) - e^{-\sigma d(y, y') + \text{Re } g(x'_j)} \phi(x'_j)}.$$

We may apply Lemma 9.3 below with the bounds $\text{Re}(z_1 - z_2) \geq (\sigma - \rho(\sigma + a)) d(y, y')$ and $|\text{Im}(z_1 - z_2)| \leq \rho b d(y, y')$ to deduce that

$$|\text{Arg } w_j| \leq s_0 \equiv \frac{\rho b}{\sigma - \rho(\sigma + a)}. \quad \text{and} \quad 1 \leq |w_j|^2 \leq 1 + s_0^2. \quad (9.43)$$

Given $i, j \in J$ we have :

$$\langle \mu_j(g), \phi \rangle \overline{\langle \mu_i(g), \phi \rangle} = \left(e^{i(\text{Im } g(x_j) - \text{Im } g(x_i))} w_j \overline{w_i} \right) \langle \mu_j(\text{Re } g), \phi \rangle \langle \mu_i(\text{Re } g), \phi \rangle.$$

The two last factors are real and non-negative (because $\sigma - \rho(\sigma + a) > 0$) and the complex pre-factor belongs to the set

$$A = \{r e^{iu} : 1 \leq r \leq 1 + s_0^2, \quad |u| \leq \theta + 2s_0\}.$$

Summing over all indices we therefore obtain

$$\langle \ell_{y, y'}, M_g \phi_1 \rangle \langle \ell_{w, w'}, \overline{M_g \phi_2} \rangle = Z \langle \ell_{y, y'}, P \phi_1 \rangle \langle \ell_{w, w'}, P \phi_2 \rangle,$$

in which Z is an average of numbers in A whence belongs to $\text{Conv}(A)$, the convex hull of A .

When $\theta + 2s_0 < \pi/4$ we conclude that the bounds in Assumption 6.1 are verified for the constants $\alpha = \cos(\theta + 2s_0)$, $\gamma = (1 + s_0^2) \sin(\theta + 2s_0)$ and $\beta = 1 + s_0^2$. The spectral gap condition in Theorem 6.3 then reads as follows :

$$(1 + s_0^2) \tan(\theta + 2s_0) \cosh \frac{\Delta_P}{2} < 1. \quad (9.44)$$

Now, in order to get a more tractable and explicit formula we make the following (not optimal) choice for σ :

$$\sigma = \frac{2a\rho}{1-\rho} + \frac{1}{\rho D}.$$

Then $\sigma' = \rho(a + \sigma) \leq \frac{1+\rho}{2}\sigma$ so that $(\sigma + \rho(a + \sigma))/(\sigma - \rho(a + \sigma)) \leq (3 + \rho)/(1 - \rho)$. Using (9.42) we obtain

$$\cosh \frac{\Delta_P}{2} \leq e^{\Delta_P/2} = \frac{3 + \rho}{1 - \rho} \exp \left(1 + 2a D \rho \frac{1 + \rho}{1 - \rho} \right).$$

One also checks that $(\theta + 2s_0) \frac{4}{1-\rho} < 1$ implies that $(1 + s_0^2) \tan(\theta + 2s_0) \frac{3+\rho}{1-\rho} < 1$ so we may replace (9.44) by the stronger condition

$$(\theta + 2s_0) \exp \left(1 + \rho \frac{1 + \rho}{1 - \rho} D a \right) \frac{4}{1 - \rho} < 1.$$

Finally inserting $s_0 = \rho^2 D b / (1 - \rho + \rho^2 D a)$ we obtain the claimed condition which is thus sufficient for a spectral gap. \square

Remark 9.2 *In the literature, one often includes a statement on Gibbs measures as well. If we let $\lambda h \otimes \mu$ denote the leading spectral projection of $P = M_{\text{Re } g}$, then positivity of P implies that the ‘state’ $\phi \in X_{\mathbb{R}} \mapsto \nu(\phi) = \mu(\phi h)$ is uniformly bounded with respect to $|\phi|_0$. By continuity, ν extends to a linear functional on $C^0(\Omega)$. If, in addition, we assume Ω compact, then by Riesz, this functional defines a Borel probability measure $d\nu$ on Ω . The measure is invariant and strongly mixing for f . It is known as a Gibbs measure for f and the weight g . This part of the theorem, however, needs the partial ordering induced by the cone of positive continuous functions and does not extend to a complex setup (in general, it is even false there).*

In the proof we made use of the following complex estimate :

Lemma 9.3 *Let $z_1, z_2 \in \mathbb{C}$ be such that $\text{Re } z_1 > \text{Re } z_2$ and define $w \in \mathbb{C}$ through*

$$e^{i \text{Im } z_1} w \equiv \frac{e^{z_1} - e^{z_2}}{e^{\text{Re } z_1} - e^{\text{Re } z_2}}.$$

Then

$$|\text{Arg } w| \leq \frac{|\text{Im}(z_1 - z_2)|}{\text{Re}(z_1 - z_2)} \quad \text{and} \quad 1 \leq |w|^2 \leq 1 + \left(\frac{\text{Im}(z_1 - z_2)}{\text{Re}(z_1 - z_2)} \right)^2.$$

Proof: Writing $t = \text{Re}(z_1 - z_2) > 0$ and $s = \text{Im}(z_1 - z_2)$ we have :

$$w = \frac{1 - e^{-t-is}}{1 - e^{-t}}.$$

Taking real and imaginary parts, $\text{Re } w = \frac{1 - e^{-t} \cos s}{1 - e^{-t}}$ and $\text{Im } w = \frac{e^{-t} \sin s}{1 - e^{-t}}$, we get $|w|^2 = 1 + \frac{\sin^2(s/2)}{\sinh^2(t/2)} \leq 1 + \left(\frac{s}{t}\right)^2$. Also $|\frac{\partial}{\partial s} \log w| = |\frac{1}{w} \frac{\partial w}{\partial s}| = \frac{e^{-t}}{|1 - e^{-t-is}|} \leq \frac{e^{-t}}{1 - e^{-t}} \leq \frac{1}{t}$ so that $|\text{Arg } w| \leq \frac{|s|}{t}$. \square

A Projective space

Let X be a complex Banach space. Given non-zero elements $x, y \in X^* \equiv X - \{0\}$ we write $x \sim y$ iff $\mathbb{C}x = \mathbb{C}y$. Let $\pi : X^* \rightarrow X^*/\sim$ denote the quotient map and write $[x] = \mathbb{C}^*x$ for the equivalence class of $x \in X^*$. We equip the quotient space $\pi(X^*)$ with the following metric

$$d_{\pi(X^*)}([x], [y]) = \text{dist}_H(\mathbb{C}x \cap S, \mathbb{C}y \cap S) = \inf \left\{ \left\| \frac{\mu x}{\|\mu x\|} - \frac{\nu y}{\|\nu y\|} \right\| : \mu, \nu \in \mathbb{C}^* \right\}, \quad x, y \in X^* \quad (\text{A.45})$$

in which dist_H is the Hausdorff distance between non-empty sets and $S = S(X)$ is the unit-sphere.

Lemma A.1

1. Let $\mathcal{C} \subset X$ be a \mathbb{C} -cone of K -bounded sectional aperture. Then for all $x, y \in \mathcal{C}^*$:

$$d_{\pi(X^*)}([x], [y]) \leq 2K d_{\mathcal{C}}(x, y).$$

2. Let $x \in X^*$, $r > 0$ and set $V = \pi^{-1}B_{\pi(X^*)}([x], r)$. Then for all $y \in V$

$$d_V(x, y) \leq \log \frac{r + d_{\pi(X^*)}([x], [y])}{r - d_{\pi(X^*)}([x], [y])}.$$

Proof: Using the inequality

$$\left\| \frac{x}{\|x\|} - \frac{y}{\|y\|} \right\| \leq 2\|x - y\| \min \left\{ \frac{1}{\|x\|}, \frac{1}{\|y\|} \right\}, \quad x, y \in X^* \quad (\text{A.46})$$

we obtain from Lemma 3.5 :

$$\left\| \frac{x/\langle m, x \rangle}{\|x/\langle m, x \rangle\|} - \frac{y/\langle m, y \rangle}{\|y/\langle m, y \rangle\|} \right\| \leq 2\|m\| \left\| \frac{x}{\langle m, x \rangle} - \frac{y}{\langle m, y \rangle} \right\| \leq 2K d_{\mathcal{C}}(x, y)$$

and the first conclusion follows. For the second claim, normalize so that $d_{\pi(X^*)}([x], [y]) = \|x - y\| < r$ and $\|x\| = \|y\| = 1$. Let $u_\lambda = \frac{1+\lambda}{2}x + \frac{1-\lambda}{2}y = x + \frac{1-\lambda}{2}(y - x)$. By (A.46), $\left\| \frac{u_\lambda}{\|u_\lambda\|} - x \right\| \leq \frac{|1-\lambda|}{2}\|y - x\|$ which remains smaller than r when $|1-\lambda| < \frac{2r}{\|x-y\|} \equiv 2R \in (2, +\infty]$. Then $d_V(x, y) \leq d_{B_{\mathbb{C}}(1, 2R)}(-1, 1) = d_{\mathbb{D}}(0, \frac{1}{R}) = \log \frac{R+1}{R-1}$ \square

Given any two points $x, y \in \mathcal{C}^*$ we may follow Kobayashi [Kob67, Kob70] and define a projective pseudo-distance between x and y through :

$$\tilde{d}_{\mathcal{C}}(x, y) = \inf \left\{ \sum d_{\mathcal{C}}(x_i, x_{i+1}) : x_0 = x, x_1, \dots, x_n = y \in \mathcal{C}^* \right\}.$$

Since $d_{\pi(X^*)}$ is a (projective) metric, the previous Lemma implies that

Theorem A.2 Suppose that \mathcal{C} is of K -bounded sectional aperture in X . Then the inclusion map, $(\mathcal{C}^*, \tilde{d}_{\mathcal{C}}) \rightarrow (\mathcal{C}^*, d_{\pi(X^*)})$ is $2K$ -Lipschitz.

In other words, this new distance does not degenerate when taking the inf over finite chains, so distinct complex lines in \mathcal{C} have a non-zero $\tilde{d}_{\mathcal{C}}$ -distance. This is conceptually very nice, but, in our context, not particularly useful. The reason is that even if $T \in L(X)$ maps \mathcal{C}^* into a subset of finite diameter in \mathcal{C}^* for the metric \tilde{d} this does not seem to imply a uniform contraction of T , i.e. no spectral gap. We leave a further study of this metric to the interested reader.

References

- [Ahl73] L. V. Ahlfors, Conformal Invariants: Topics in Geometric Function Theory, McGraw-Hill, (1973).
- [Bal00] V. Baladi, Transfer Operators and Decay of Correlations, World Scientific Singapore (2000).
- [Bir57] G. Birkhoff, Extensions of Jentzsch's theorem, *Trans. Amer. Math. Soc.*, **85**, 219-227 (1957).
- [Bir67] G. Birkhoff: Lattice Theory, 3rd edn., Amer. Math. Soc. Coll. Publ., Providence, (1967).
- [Bow75] R. Bowen, Equilibrium states and the ergodic theory of Anosov diffeomorphisms, Springer (Lecture Notes in Math., Vol. **470**), Berlin, (1975).
- [CG93] L. Carleson and T. Gamelin: Complex Dynamics, Springer (1993).
- [Dou04] I am indepted to A. Douady for the elegant argument in the proof of Lemma 2.4.
- [FS79] P. Ferrero and B. Schmitt, Ruelle's Perron-Frobenius theorem and projective metrics, *Coll. Math. Soc. J Bolyai* **27** (1979).
- [FS88] P. Ferrero and B. Schmitt, Produits aléatoires d'opérateurs matrices de transfert, *Prob. Th. and Rel. Fields.* **79**, 227-248 (1988).
- [Fro08] G. Frobenius, Über Matrizen aus nicht negativen Elementen , *S.-B. Preuss. Akad. Wiss.*, 456-477 (1908 and 1912).
- [Jen12] R. Jentzsch, Über Integralgleichungen mit positivem Kern., *J. Reine Angew. Math.* **141** 235-244 (1912).
- [Kel98] G. Keller: Equilibrium states in Ergodic Theory, Cambridge Univ. Press, Cambridge (1998).
- [Kob67] S. Kobayashi, Invariant distances on complex manifolds and holomorphic mappings, *J. Math. Soc. Japan* **19**, 460-480 (1967).
- [Kob70] S. Kobayashi, Hyperbolic manifolds and holomorphic mappings, New York, Wiley (1970).
- [KR50] M. G. Kreĭn and M. A. Rutman, Linear operators leaving invariant a cone in a Banach space, *Uspekhi Matem. Nauk.* **3**, 3-95 (1948). Translation in *Amer. Math. Soc. Transl.* **26**, 199-325 (1950).
- [Kran00] S. G. Krantz, Function Theory of several complex variables, AMS (2000).
- [Lang93] S. Lang, Real and Functional Analysis, Springer-Verlag (1993).
- [Liv95] C. Liverani, Decay of Correlations, *Annals Math.* **142**, 239-301 (1995).
- [Mey91] P. Meyer-Nieberg, Banach Lattices, Springer Berlin (1991).
- [Mil99] J. Milnor, Dynamics of One Complex Variable, Vieweg (1999).
- [McMul94] C. T. McMullen, Complex Dynamics and Renormalisation, Annals of Math. Studies 135, Princeton Univ. Press (1994).

- [NN87] P. Ney and E. Numellin, Markov Additive Processes, I and II, *Ann. Proba.* **15**, 561-592, 593-609 (1987).
- [Per07] O. Perron, Zur Theorie der Matrices, *Math. Ann.* **64**, 248-263 (1907).
- [Rot44] E. Rothe, On non-negative functional transformations, *Amer. J. Math.* **66**, 245-254 (1944);
- [Rud91] W. Rudin, Functional analysis, McGraw-Hill, 2nd ed. (1991).
- [Rue68] D. Ruelle, Statistical Mechanics of a one-dimensional lattice gas, *Comm. Math. Phys.*, **9**, 269-278 (1968).
- [Rue69] D. Ruelle, Statistical Mechanics: Rigorous results, Benjamin, (1969).
- [Rue78] D. Ruelle, Thermodynamic Formalism, Addison-Wesley, Reading, MA, (1978).
- [Rue79] D. Ruelle, Analytic Properties of the Characteristic Exponents of Random Matrix Products, *Adv. in Math.*, **32**, no.1, 68-80 (1979).
- [Rug02] H. H. Rugh, Coupled maps and analytic function spaces, *Ann. Sci. Éc. Norm. Sup.*, **35**, 489-535 (2002).
- [Rut40] M. A. Rutman, Sur les opérateurs totalement continus linéaires laissant invariant un certain cône. *Rec. Math. [Mat. Sbornik] N. S.* **8 (50)**, 77-96 (1940).
- [Ves76] E. Vesentini, Invariant metrics on Convex Cones, *Ann. Sci. Norm. Sup. Pisa*, **3**, 671-696 (1976).
- [Zin99] M. Zinsmeister, Thermodynamic Formalism and Holomorphic Dynamical Systems, Amer. Math. Soc. (1999).