

MANIFOLDS ASSOCIATED WITH $(\mathbb{Z}_2)^n$ -COLORED REGULAR GRAPHS

ZHIQIANG BAO AND ZHI LÜ

ABSTRACT. This article describes a canonical way to expand certain kind of $(\mathbb{Z}_2)^{n+1}$ -colored regular graphs into closed n -manifolds (by adding cells determined by the edge-colorings inductively), and shows that every closed combinatorial n -manifold can be obtained in this way. Simple equivalent conditions for a colored graph to admit such expansion is also found in the case when $n \leq 3$.

1. INTRODUCTION

In 1998, Goresky, Kottwitz and MacPherson [GKM] established the GKM theory, which gives a direct link between equivariant topology and combinatorics (or more precisely, a link between GKM manifolds and GKM graphs), so that the most essential properties of a GKM manifold X , such as the equivariant cohomology and Betti numbers of X , can be expressed in terms of its corresponding GKM graph. A lot of works have been carried on since then, showing that theories such as equivariant de Rham theory, equivariant cohomology theory etc. can be expressed on GKM graphs in terms of combinatorics (see, e.g. [BGH], [GH], [GZ1], [GZ2], [GZ3], [GZ4], [MMP], [MP]). In the GKM theory, the action group is a torus. Alternately, when the action group is chosen as being a 2-torus, there is also an analogous theory, namely the mod 2 GKM theory (see [BGH] or [L]), which has successfully been applied to find the lower bound of the number of fixed points and to study the equivariant cobordism classification in [L].

The work of this article is mainly motivated by the GKM theory. We shall describe a canonical way to expand certain kind of $(\mathbb{Z}_2)^{n+1}$ -colored regular graphs into closed n -manifolds by adding cells determined by the edge-colorings inductively. However, we shall carry out our work in mod 2 category. Thus, first let us recall some basic facts about mod 2 GKM theory, which inspires us to study regular graphs with “good” $(\mathbb{Z}_2)^{n+1}$ -colorings. Suppose that $G = (\mathbb{Z}_2)^{n+1}$ (the 2-torus of rank $n + 1$), it is also the $(n + 1)$ -dimensional linear space over \mathbb{Z}_2 . Let $EG \rightarrow BG$ be the universal principal G -bundle, where $BG = EG/G$ is the classifying space of G . It is well-known that

Date: September 20, 2006.

2000 *Mathematics Subject Classification.* Primary 57Q15, 57S17, 05C15, 05C25; Secondary 20F65, 55N91.

Key words and phrases. Colored regular graph, skeletal expansion.

The first author was supported by FANEDD Grant No. 200214 and NSFC Grant No. 10201002. The second author was supported by grants from NSFC (No. 10371020) and JSPS (No. P02299).

$BG = (\mathbb{R}P^\infty)^{n+1}$ and

$$H^*(BG; \mathbb{Z}_2) = \mathbb{Z}_2[t_0, t_1, \dots, t_n]$$

is the \mathbb{Z}_2 -polynomial ring over t_0, t_1, \dots, t_n , where the t_i 's are one-dimensional generators.

Now suppose that X is a closed manifold with an effective G -action such that the fixed point set X^G is finite, which implies $\dim X \geq n + 1$ (see [AP]). Then the *Borel construction* $EG \times_G X$ is defined as the orbit space of the induced diagonal action Δ_G on $EG \times X$, i.e.,

$$EG \times_G X = (EG \times X) / \Delta_G,$$

so that the equivariant cohomology of X is

$$H_G^*(X; \mathbb{Z}_2) = H^*(EG \times_G X; \mathbb{Z}_2).$$

As shown in [L], to the G -manifold X , one can always assign a regular graph Γ with a label $\alpha(e) \in \text{Hom}(G, \mathbb{Z}_2)$ for each edge e in Γ . GKM theory points out that when the G -manifold X satisfies certain conditions, its equivariant cohomology will be a free module over $H^*(BG; \mathbb{Z}_2)$, and can be explicitly read out from (Γ, α) :

$$H_G^*(X; \mathbb{Z}_2) = \{f : V_\Gamma \rightarrow \mathbb{Z}_2[t_0, \dots, t_n] \mid f(v) \equiv f(w) \pmod{\alpha(e)} \text{ for } e \in E_v \cap E_w\}$$

where V_Γ denotes the vertex set of Γ , and E_v denotes the set of all edges in Γ that are adjacent to v .

In the extreme case where X is an $(n + 1)$ -manifold, the associated graph Γ with X^G as its vertex set can be derived as follows.

Every real irreducible representation of G is one-dimensional, so it must be a homomorphism $\rho : G \rightarrow GL(1, \mathbb{R})$. Moreover, for each $g \in G$, $\rho(g) = (\pm 1)$ since g is an involution. Therefore, by identifying the multiplicative group $\{(1), (-1)\}$ with \mathbb{Z}_2 , one can identify the set of all real irreducible representations of G with $\text{Hom}(G, \mathbb{Z}_2)$. Notice that $\text{Hom}(G, \mathbb{Z}_2) \cong G$ is also an $(n + 1)$ -dimensional linear space over \mathbb{Z}_2 .

Now choose a point $v \in X^G$, and choose a linear identification $\phi_v : T_v X \rightarrow \mathbb{R}^{n+1}$. Since G acts effectively on X , the induced tangent representation at v can be expressed as an $(n + 1)$ -dimensional real representation $\rho : G \rightarrow GL(n + 1, \mathbb{R})$, which can be further split into $n + 1$ real irreducible representations

$$\rho_0, \rho_1, \dots, \rho_n \in \text{Hom}(G, \mathbb{Z}_2).$$

Clearly the set $\{\rho_0, \rho_1, \dots, \rho_n\}$ is independent of the choice of ϕ_v .

For each ρ_i , subgroup $\mathfrak{g}_i = \ker \rho_i$ is of co-dimension one in G , and the 1-dimensional component of the fixed set of \mathfrak{g}_i acting on X is a circle S_i (see, e.g., [AP] or [CF]). Since $G/\mathfrak{g}_i \cong \mathbb{Z}_2$, the G -action on X induces an involution on S_i , so S_i contains only two fixed points v and w in X^G . Draw an *oriented* edge from v to w with a “label” ρ_i . Since the labelled oriented edges always appear in pairs with reversing orientations, one can merge each pair into an *unoriented* edge, so that the S_i determine an edge with v, w as its endpoints (i.e., a 1-valent graph). Then, our desired graph Γ is the union of all these 1-valent graphs, and it is called the *moment graph*, and the “labelling

map" $\alpha : E_\Gamma \rightarrow \text{Hom}(G, \mathbb{Z}_2)$ is called the *axial function*, where E_Γ denotes the set of all unoriented edges.

It is obvious that in this simple case, the moment graph Γ is a regular $(n + 1)$ -valent graph, while the axial function $\alpha : E_\Gamma \rightarrow \text{Hom}(G, \mathbb{Z}_2)$ satisfies the following two conditions:

- (1) for each vertex v in Γ , if e_0, \dots, e_n are all edges adjacent to v , then $\alpha(e_0), \dots, \alpha(e_n)$ linearly span $\text{Hom}(G, \mathbb{Z}_2)$ (because they form an irreducible decomposition of the tangent representation of G at v);
- (2) for each edge e in Γ , let $\mathfrak{g}_e = \ker \alpha(e)$ and v, w denote two endpoints of e . If $\{e_0, \dots, e_n\}$ and $\{e'_0, \dots, e'_n\}$ are the sets of edges adjacent to v, w respectively, then

$$\{\alpha(e_0)|_{\mathfrak{g}_e}, \dots, \alpha(e_n)|_{\mathfrak{g}_e}\} = \{\alpha(e'_0)|_{\mathfrak{g}_e}, \dots, \alpha(e'_n)|_{\mathfrak{g}_e}\}$$

(because they form irreducible decompositions of two equivalent tangent representations of \mathfrak{g}_e at v and w respectively). It is not difficult to verify that this is equivalent to

$$\begin{aligned} & \{\text{Span}(\alpha(e_0), \alpha(e)), \dots, \text{Span}(\alpha(e_n), \alpha(e))\} \\ &= \{\text{Span}(\alpha(e'_0), \alpha(e)), \dots, \text{Span}(\alpha(e'_n), \alpha(e))\}. \end{aligned}$$

Reversely, given a finite connected regular graph Γ together with some axial function α satisfying the previous two conditions, a natural question is that *from the pair (Γ, α) we can extract what information on the topology of manifolds*. This seems to be an open-ended question. Recently, some interesting and beautiful works in this aspect have been done by some mathematicians. For example, in [GZ2] Guillemin and Zara obtained some purely combinatorial analogues of the main results in the GKM theory. In addition, they also obtained a realization theorem for abstract GKM-graphs: for an abstract GKM graph (Γ, α) , there exists a complex manifold X and a GKM action of the torus T on X such that (Γ, α) is its GKM graph. Note that the constructed complex manifold X is not compact and equivariantly formal, and admits no canonical compactification.

This article will deal with the problem from a different viewpoint in the mod 2 category. Beginning with a general $(\mathbb{Z}_2)^{n+1}$ -colored finite connected regular $(n + 1)$ -valent graph Γ satisfying the above two conditions for its axial function α , we shall give a canonical way to inductively attach cells on Γ to form an n -dimensional cell complex K , so that the 1-skeleton of K is just Γ . Here we call this procedure the *skeletal expansion*. Our hope is that the topology of manifolds can be understood by using combinatorial information extracted from the colored graphs. We study when this procedure of cell-gluing can be performed to the end until one obtains a closed manifold, and we also show that every closed combinatorial n -manifold can be obtained in this way (see Theorem 2.4 and Theorem 2.5).

It should be pointed out that this article is also motivated by the work of Davis and Januszkiewicz [DJ] on the reconstruction of small covers. An $(n + 1)$ -dimensional convex

polytope $P \subset \mathbb{E}^{n+1}$ is just an $(n+1)$ -dimensional compact manifold which is the intersection of a finite set of half-spaces in \mathbb{E}^{n+1} . It naturally becomes a cell decomposition of B^{n+1} , and has a minimum set of defining half-spaces, each of which corresponds to an n -dimensional face of P . Denote the set of all these co-dimension one faces by $\mathcal{F}(P)$. If every vertex is surrounded by exactly $(n+1)$ faces in $\mathcal{F}(P)$, then P is called an $(n+1)$ -*simple convex polytope*. Clearly, the one skeleton of each $(n+1)$ -simple convex polytope is a regular $(n+1)$ -valent graph $\Gamma(P)$.

If P is an $(n+1)$ -simple convex polytope, a *characteristic function* is a map $\lambda : \mathcal{F}(P) \rightarrow G = (\mathbb{Z}_2)^{n+1}$ such that the $(n+1)$ faces in $\mathcal{F}(P)$ adjacent to each vertex are sent to $(n+1)$ linearly independent vectors in G . Each such $\lambda : \mathcal{F}(P) \rightarrow G$ is dual to an axial function $\alpha_\lambda : E_{\Gamma(P)} \rightarrow \text{Hom}(G, \mathbb{Z}_2)$, such that for each edge $e \in E_{\Gamma(P)}$ and those faces $F \in \mathcal{F}(P)$ of containing e , $\alpha_\lambda(e)(\lambda(F)) = 0$. It is easy to see that both λ and α_λ are determined to each other.

An $(n+1)$ -dimensional closed manifold X is called a *small cover* over P , if it admits an effective and locally standard G -action, such that the orbit space $X/G = P$. In [DJ], Davis and Januszkiewicz observed that for each simple convex polytope P and characteristic function $\lambda : \mathcal{F}(P) \rightarrow G$, there is a canonical way to construct a small cover $X(\lambda)$ over P , and every small cover over P can be reconstructed in this way. In [LM], Lü and Masuda showed further that $X(\lambda)$ and $X(\lambda')$ are equivariantly diffeomorphic if and only if (P, λ) and (P, λ') are isomorphic. Moreover, $\Gamma(P)$ is exactly the moment graph for $X(\lambda)$, and α_λ is the corresponding axial function.

The problem of reconstructing manifolds and G -actions from moment graphs is simple in the case of small covers, because the orbit space X/G is bounded by S^n with a very nice regular cell decomposition corresponding to ∂P , and this cell complex is topologically dual to a triangulation of S^n . If X/G is an $(n+1)$ -dimensional orbifold bounded by a general n -manifold M not homeomorphic to S^n , the problem of reconstructing G -manifold X (even just an n -manifold M) compatible with the moment graph would become much more complicated. We remark that if the graph Γ is the 1-skeleton of a simple convex polytope P and the coloring α on it is induced by a characteristic function λ , then the skeletal expansion of (Γ, α) will reproduce the pre-defined cell decomposition on ∂P . More generally, if the graph Γ with α is the moment graph of an $(n+1)$ -dimensional mod 2 GKM $(\mathbb{Z}_2)^{n+1}$ -manifold X , and the orbit space is a compact $(n+1)$ -manifold with boundary equal to M , then the skeletal expansion of (Γ, α) will produce a cell decomposition of M .

The arrangement of this article is as follows. Some notations and main results will be stated in Section 2. In Sections 3 and 4 we will discuss the lower-dimensional cases, and the final section will be devoted to giving the proofs of main results.

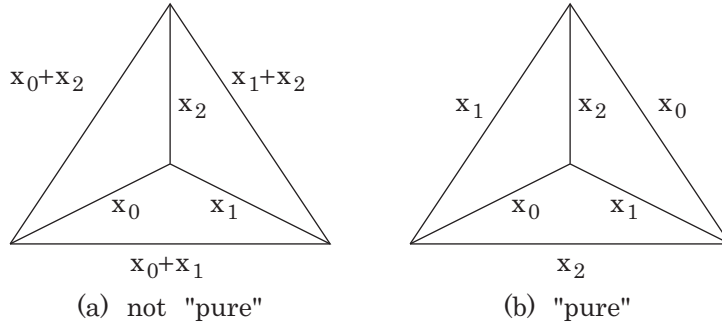
Acknowledgements. The authors would like to thank M. Masuda, F. Luo and X. R. Zhang for very helpful discussions leading to the results in dimensions two and three.

2. NOTATIONS AND MAIN RESULTS

In this section, we will first define some standard notations and state our main results. Suppose $G = (\mathbb{Z}_2)^{n+1}$ and Γ is a finite connected regular $(n+1)$ -valent graph. A G -coloring is a map

$$\alpha : E_\Gamma \rightarrow \text{Hom}(G, \mathbb{Z}_2),$$

such that at each vertex, the colors of the $(n+1)$ edges adjacent to it are linearly independent vectors (here *the color of an edge e* is simply the vector $\alpha(e)$). Notice that for some technical reason, the edge colors are in $\text{Hom}(G, \mathbb{Z}_2) \cong G$, but *not* in G . If in addition, the total image of α contains only $(n+1)$ vectors x_0, \dots, x_n , then call α a “pure” G -coloring, which is just the *ordinary edge coloring* (see Fig. 1).

FIGURE 1. Examples of G -colored graphs

For each subgraph $\Delta \subseteq \Gamma$, let $\text{Span } \alpha(\Delta)$ denote the linear space spanned by all colors of edges in Δ , and call it *the color of Δ* . Let

$$\dim_\alpha \Delta = \dim \text{Span } \alpha(\Delta).$$

If K is a triangulation of a manifold M and graph Γ is its 1-skeleton, then each k -dimensional simplex $\Delta \in K$ can be characterized by the 1-skeleton of $\partial\Delta$, which is a subgraph of Γ . Motivated by this idea, we introduce the following concept of k -nest for colored graph.

Definition 2.1. Call a proper subgraph $\Delta \subsetneq \Gamma$ a k -dimensional colored nest (or just k -nest) associated with (Γ, α) if

- (1) Δ is connected;
- (2) $\dim_\alpha \Delta = k$;
- (3) for every connected subgraph $\Delta' \supsetneq \Delta$, $\dim_\alpha \Delta' > k$.

If $\Delta' \supsetneq \Delta$ is also a colored nest, then call Δ a *face of Δ'* . Let $K(\Gamma, \alpha)$ denote the set of all colored nests of (Γ, α) , and call

$$K_k(\Gamma, \alpha) = \{\Delta \in K(\Gamma, \alpha) \mid \dim_\alpha \Delta \leq k\}$$

its k -dimensional colored nest-skeleton (or just k -skeleton).

Remark. Suppose $\text{Hom}(G, \mathbb{Z}_2)$ is spanned by $n + 1$ vectors x_0, \dots, x_n . Let $\mathcal{S}(G, \mathbb{Z}_2)$ denote the \mathbb{Z}_2 -exterior algebra generated by these vectors, which consists of all square-free (i.e., we require $x_0^2 = 0, \dots, x_n^2 = 0$ in $\mathcal{S}(G, \mathbb{Z}_2)$) \mathbb{Z}_2 -polynomials of x_0, \dots, x_n , and let $\mathcal{S}^k(G, \mathbb{Z}_2)$ denote its linear subspace spanned by all degree k monomials, namely

$$x_0 \cdots x_{k-1}, x_0 \cdots x_{k-2}x_k, \dots, x_{n-k+1} \cdots x_n.$$

Then $\mathcal{S}^1(G, \mathbb{Z}_2) = \text{Hom}(G, \mathbb{Z}_2)$, so the color of each edge can also be considered as an element in $\mathcal{S}(G, \mathbb{Z}_2)$. Furthermore, for any m -dimensional linear subspace $L \subseteq \mathcal{S}^1(G, \mathbb{Z}_2)$, choose a basis y_1, \dots, y_m for L , one can easily verify that $\eta_L = y_1 \cdots y_m \in \mathcal{S}^m(G, \mathbb{Z}_2)$ is independent of the choice of y_1, \dots, y_m . Therefore, for each connected subgraph $\Delta \subseteq \Gamma$, $L = \text{Span } \alpha(\Delta)$ determines a unique homogeneous \mathbb{Z}_2 -polynomial $\eta_L \in \mathcal{S}^{\dim \alpha \Delta}(G, \mathbb{Z}_2)$. In particular, one can extend the coloring α to a “coloring”

$$\tilde{\alpha} : K(\Gamma, \alpha) \rightarrow \mathcal{S}(G, \mathbb{Z}_2).$$

Clearly a 0-nest v is just a vertex of Γ . A 1-nest e is an edge in E_Γ together with its two ends. A 2-nest γ is a maximal arc or maximal circle such that $\dim_\alpha \gamma = 2$.

Definition 2.2. Suppose that for each edge e_1 with endpoints v, w and each edge e_0 adjacent to v , there is one and only one edge e_2 adjacent to w such that

$$\text{Span}(\alpha(e_0), \alpha(e_1)) = \text{Span}(\alpha(e_1), \alpha(e_2)),$$

then call α a “good” coloring. Clearly “pure” colorings are always “good” colorings. Call the map $\theta : E_\Gamma \times E_\Gamma \rightarrow E_\Gamma$ sending each pair (e_0, e_1) to e_2 the *connection* associated with α .

Remark. Notice that consider $\alpha(e_i)$ as elements in $\mathcal{S}^1(G, \mathbb{Z}_2)$, and assuming that the colors of edges adjacent to each vertex are linearly independent, then the above equation is equivalent to $\alpha(e_0)\alpha(e_1) = \alpha(e_1)\alpha(e_2)$, and is also equivalent to

$$\prod_{e \in E(u)} \alpha(e) \equiv \prod_{e \in E(v)} \alpha(e) \pmod{\alpha(e_1)},$$

where $E(p)$ denotes the set of all edges in Γ adjacent to a vertex p . Notice also that if X is an $(n + 1)$ -dimensional closed manifold with an effective and locally standard G -action such that the fixed point set X^G is finite, then orbit space X/G is a nice manifold with corners (see, [D] and [LM]), and axial function on its moment graph is in fact a “good” coloring.

Lemma 2.1. Suppose $n \geq 2$ and (Γ, α) is a finite connected G -colored regular graph, then α is “good” if and only if each k -nest of $K(\Gamma, \alpha)$ is a connected regular k -valent subgraph.

Proof. Suppose α is “good”. Fix a k -nest Δ , for any vertex p let E_p denote the set of all edges inside Δ adjacent to p , and let L_p denote the linear space spanned by $\{\alpha(e) \mid e \in E_p\}$. Now let us show that for any two vertices u, v connected by an edge $e_0 \in \Delta$, $L_u = L_v$.

If this is not true, suppose without loss of generality that there is an edge $e_0 \in E_u$ such that $\alpha(e_0) \notin L_v$. Then the connection of α points out an edge $e_2 \in E_\Gamma$ adjacent to v , such that

$$\text{Span}(\alpha(e_0), \alpha(e_1)) = \text{Span}(\alpha(e_1), \alpha(e_2)).$$

Since $\alpha(e_2) \in \text{Span } \alpha(\Delta)$ and Δ is maximal, e_2 must be an edge inside Δ , so $e_2 \in E_v$ and $\alpha(e_2) \in L_v$, which implies

$$\alpha(e_0) \in \text{Span}(\alpha(e_1), \alpha(e_2)) \in L_v,$$

a contradiction.

Since Δ is connected, this implies that L_p is the same for all vertex p in Δ . Therefore for any vertex p in Δ , $L_p = \text{Span } \alpha(\Delta)$. However, this is a k dimensional linear space, thus the valence of p in Δ must be always k .

On the other hand, suppose every 2-nest is a regular 2-valent graph. For each edge e_1 with endpoints v, w and each edge e_0 adjacent to v , let $\tilde{\gamma}$ be the graph formed by edges with colors inside $\text{Span}(\alpha(e_0), \alpha(e_1))$ together with their vertices, and let γ be its connected component containing e_0 and e_1 . Then γ is a 2-nest, so the valence of γ at w equals two. This implies that there is exactly one edge $e_2 \neq e_1$ adjacent to w , such that $\alpha(e_2) \in \text{Span}(\alpha(e_0), \alpha(e_1))$. Hence α is “good”. \square

Remark. The proof actually shows that if α is “good”, then for any linear subspace L , the edges in $\alpha^{-1}(L) = \{e \in E_\Gamma | \alpha(e) \in L\}$ together with their vertices also forms a disjoint union of some regular graphs.

Recall that a *regular cell decomposition* of a topological space M is a cell decomposition K such that

- (1) for each cell $\Delta \in K$, let B be the unit *open* ball with dimension equal to $\dim \Delta$, and let S be its boundary sphere, then the characteristic map $\phi : B \rightarrow \Delta \subseteq M$ extends to a homeomorphism $\phi : (\overline{B}, S) \rightarrow (\overline{\Delta}, \partial\Delta)$ where $\partial\Delta = \overline{\Delta} \setminus \Delta \subseteq M$;
- (2) for each cell $\Delta \in K$, its boundary sphere $\partial\Delta$ is the union of some cells in K .

Definition 2.3. Suppose $k \leq n$, M is a topological space which has a k -dimensional finite regular cell decomposition K , If there is a one-one correspondence $\kappa : K \rightarrow K_k(\Gamma, \alpha)$ preserving dimensions and face relations, then call (M, K) a *k-skeletal expansion* of (Γ, α) and call $K_k(\Gamma, \alpha)$ a *G-colored cell decomposition* of M . If $k = n$ and M is a closed manifold, then call M a $(\mathbb{Z}_2)^{n+1}$ -colorable manifold.

Remark. If Γ is the 1-skeleton of an $(n+1)$ -simple convex polytope P , and $\alpha : E_\Gamma \rightarrow \text{Hom}(G, \mathbb{Z}_2)$ is dual to a characteristic function of P (c.f. section 1), then ∂P with the induced cell decomposition is an n -skeletal expansion of (Γ, α) .

Apparently 1-skeletal expansion always exists, one can simply choose the vertices of Γ as the 0-cells and choose the edges in E_Γ as the 1-cells.

Lemma 2.2. Suppose $n \geq 2$, and the coloring α is “good”, then (Γ, α) always has a 2-skeletal expansion.

Proof. By Lemma 2.1 each 2-nest is a connected regular 2-valent graph. Therefore they must be all embedded circles, thus one can glue discs to each of these circles in the graph to get a 2-skeletal expansion. \square

Remark. Suppose $n \geq 2$ and $\alpha : E_\Gamma \rightarrow \text{Hom}(G, \mathbb{Z}_2)$ is “pure”, then (Γ, α) always has a 2-skeletal expansion. Notice that a 2-nest in this case must be a simple closed curve in Γ consisting of even number of edges with alternating edge-coloring. We call them *bi-colored circles*.

High dimensional skeletal expansions can be built up inductively using the following lemma, which can be easily proved similarly.

Lemma 2.3. *Suppose that α is “good”, (Γ, α) has a k -skeletal expansion (M, K) , and $\kappa : K \rightarrow K_k(\Gamma, \alpha)$ is the one-one correspondence. For each $k+1$ edges $e_0, \dots, e_k \in E_\Gamma$ sharing one common vertex v , let Δ be the unique $(k+1)$ -nest containing e_0, \dots, e_k , and let*

$$F^k(e_0, \dots, e_k) = \bigcup_{\kappa(\sigma) \subseteq \Delta} \sigma.$$

If each such $F^k(e_0, \dots, e_k)$ is a k -sphere, then one can glue a $(k+1)$ -cell to each k -sphere and obtains a $(k+1)$ -skeletal expansion of (Γ, α) . \square

In general, M is only a topological space but not a manifold, so it would be quite natural to ask the following three questions:

- (Q1) When will a finite connected regular $(n+1)$ -valent graph Γ with a “good” $(\mathbb{Z}_2)^{n+1}$ -coloring admits an n -skeletal expansion?
- (Q2) If (Γ, α) admits an n -skeletal expansion (M, K) , when will M be a closed manifold?
- (Q3) What kind of n -dimensional manifold can be $(\mathbb{Z}_2)^{n+1}$ -colorable?

In the next two sections, we will give a complete answer to these questions in dimensions 2 and 3. For dimensions higher than 3, question (Q1) is still open, due to the difficulties in recognizing regular cell decomposition of S^3 . However, questions (Q2) and (Q3) are solved completely by the following two theorems.

Theorem 2.4. *Suppose $G = (\mathbb{Z}_2)^{n+1}$, (Γ, α) is a G -colored finite connected regular $(n+1)$ -valent graph, in which α is a “good” coloring, and (M, K) is an n -skeletal expansion of (Γ, α) . Then M is an n -dimensional closed manifold.*

An n -dimensional *closed combinatorial manifold* is a connected topological space with a finite n -dimensional regular cell decomposition, such that the link complex of each k -cell is an embedded $(n-k-1)$ -sphere. Notice that every closed differentiable manifold is a closed combinatorial manifold (see e.g. [W]), and every closed combinatorial manifold is a closed (topological) manifold.

Theorem 2.5. *Every n -dimensional closed combinatorial manifold is $(\mathbb{Z}_2)^{n+1}$ -colorable. One can choose “pure” colorings for doing this.*

Remark. It is not difficult to see that this is also a necessary condition for being colorable, namely an n -dimensional closed manifold is $(\mathbb{Z}_2)^{n+1}$ -colorable *if and only if* it is a closed combinatorial manifold.

3. $(\mathbb{Z}_2)^3$ -COLORABLE CLOSED SURFACES

Let us first examine the case $n = 2$, which is surprisingly simple.

Theorem 3.1. *Suppose $G = (\mathbb{Z}_2)^3$, Γ is a finite connected regular 3-valent graph, and $\alpha : E_\Gamma \rightarrow \text{Hom}(G, \mathbb{Z}_2)$ is a “good” coloring. Then (Γ, α) has a 2-skeletal expansion (M, K) in which M is a closed surface.*

Proof. By Lemma 2.2 (Γ, α) must have a 2-skeletal expansion (M, K) . Moreover, each edge is used exactly twice by 2-cells, this gives a pairing of arcs on the boundary of those 2-cells. Therefore, gluing these cells together along boundary will give a closed surface. \square

As an example of application, the two graphs in Fig. 1 both satisfy the above conditions. It is not difficult to see that the surface corresponds to Fig. 1 (a) is a sphere, while the surface for Fig. 1 (b) is a projective plane.

Theorem 3.2. *Every closed surface M is $(\mathbb{Z}_2)^3$ -colorable. Moreover, one can choose planar graphs and “pure” colorings for doing this.*

Remark. The first sentence is in fact a corollary of Theorem 2.5. Notice that the graph used in Fig. 2 for projective plane $1P^2$ is exactly the same as Fig. 1 (b).

Proof. The graphs for building up closed surfaces are shown in Fig. 2, in which (x_0, x_1, x_2) forms a basis for $(\mathbb{Z}_2)^3$. By Theorem 3.1 these graphs all have 2-skeletal expansions, and the corresponding topological space will automatically become closed surfaces. Now let us determine the type for these surfaces.

The graph for S^2 is just a simple exercise. Now let us consider the graph for gT^2 . The graph has $8g$ vertices, $12g$ edges, and $2g + 2$ bi-colored circles, which are listed below:

color	notation	2-nest
Span(x_0, x_1)	β	$(A_{11}A_{12}A_{15}A_{16} \cdots A_{g1}A_{g2}A_{g5}A_{g6})$
	γ_1	$(A_{13}A_{14}A_{17}A_{18})$
	\vdots	\vdots
	γ_g	$(A_{g3}A_{g4}A_{g7}A_{g8})$
Span(x_0, x_2)	ξ	$(A_{11}A_{18}A_{13}A_{12}A_{15}A_{14}A_{17}A_{16} \cdots$ $\cdots A_{g1}A_{g8}A_{g3}A_{g2}A_{g5}A_{g4}A_{g7}A_{g6})$
Span(x_1, x_2)	η_1	$(A_{11}A_{12}A_{13}A_{14}A_{15}A_{16}A_{17}A_{18})$
	\vdots	\vdots
	η_g	$(A_{g1}A_{g2}A_{g3}A_{g4}A_{g5}A_{g6}A_{g7}A_{g8})$

Suppose (M, K) is its 2-skeletal expansion. Then one can choose an orientation on each of these bi-colored circles, such that when two bi-colored circles share a common edge,

they induce opposite orientations on that edge. This implies that M is an orientable surface. Moreover, its Euler characteristic number is $8g - 12g + (2g + 2) = 2 - 2g$, so M is indeed gT^2 .

As for the graph for kP^2 , it has $4k$ vertices, $6k$ edges, and $k + 2$ bi-colored circles, which are listed below:

color	notation	2-nest
$\text{Span}(x_0, x_1)$	β	$(A_{11}A_{14}A_{12}A_{13} \cdots A_{k1}A_{k4}A_{k2}A_{k3})$
$\text{Span}(x_0, x_2)$	ξ	$(A_{11}A_{12}A_{14}A_{13} \cdots A_{k1}A_{k2}A_{k4}A_{k3})$
$\text{Span}(x_1, x_2)$	η_1	$(A_{11}A_{12}A_{13}A_{14})$
	\vdots	\vdots
	η_k	$(A_{k1}A_{k2}A_{k3}A_{k4})$

Suppose (M, K) is its 2-skeletal expansion. The 2-cells bounded by β and ξ can not have opposite orientations on all their common boundary arcs, so M must be a non-orientable surface, while its Euler characteristic number equals to $4k - 6k + (k + 2) = 2 - k$. Thus M is indeed kP^2 . \square

Remark. The graphs for gT^2 and kP^2 are actually constructed from the graphs for T^2 and P^2 by doing *connected sums*. Suppose Γ_i is a regular 3-valent graph with “pure” coloring $\alpha_i : E_{\Gamma_i} \rightarrow \{x_0, x_1, x_2\}$ and (M_i, K_i) is its 2-skeletal expansion ($i = 1$ or 2). If e_1, e_2 are two edges in Γ_1, Γ_2 respectively with the same color, then one can cut them open, reconnect the four ends in the other way, and form a new regular 3-valent graph Γ with “pure” coloring $\alpha : E_{\Gamma} \rightarrow \{x_0, x_1, x_2\}$. Suppose (M, K) is its 2-skeletal expansion, then it is not difficult to see that M equals to the connected sum of M_1 and M_2 .

4. $(\mathbb{Z}_2)^4$ -COLORABLE CLOSED 3-MANIFOLDS

Now let us consider the case $n = 3$.

Theorem 4.1. *Suppose $G = (\mathbb{Z}_2)^4$, Γ is a connected regular 4-valent graph, and $\alpha : E_{\Gamma} \rightarrow \text{Hom}(G, \mathbb{Z}_2)$ is a “good” G -coloring. Then (Γ, α) has a 3-skeletal expansion (M, K) (by Theorem 2.4 M must be a closed 3-manifold) if and only if:*

$$\#\{3\text{-nests}\} = \#\{2\text{-nests}\} - \#\{\text{vertices}\}.$$

Proof. First let us use ν_k to denote (only in this proof) the number of k -nests in Γ . Now suppose (Γ, α) has a 3-skeletal expansion (M, K) , then by Theorem 2.4 M is a closed 3-manifold, and it is not difficult to see that $\nu_0 - \nu_1 + \nu_2 - \nu_3$ equals to the Euler characteristic number of M , which must equal to 0. Since Γ is a regular 4-valent graph, $\nu_1 = 2\nu_0$, so we get $\nu_3 = \nu_2 - \nu_0$.

On the other hand, suppose that $\nu_3 = \nu_2 - \nu_0$. First choose a 2-skeletal expansion (M_2, K_2) for (Γ, α) according to Lemma 2.3. For each three edges e_0, e_1, e_2 sharing a common vertex, suppose Δ is the unique 3-nest containing them, and suppose $F = F^2(e_0, e_1, e_2)$. Let $\nu_k(\Delta)$ denote the number of k -nests in Δ , then the Euler characteristic number of F equals to $\chi(\Delta) = \nu_0(\Delta) - \nu_1(\Delta) + \nu_2(\Delta)$, since F is a 2-skeletal expansion of

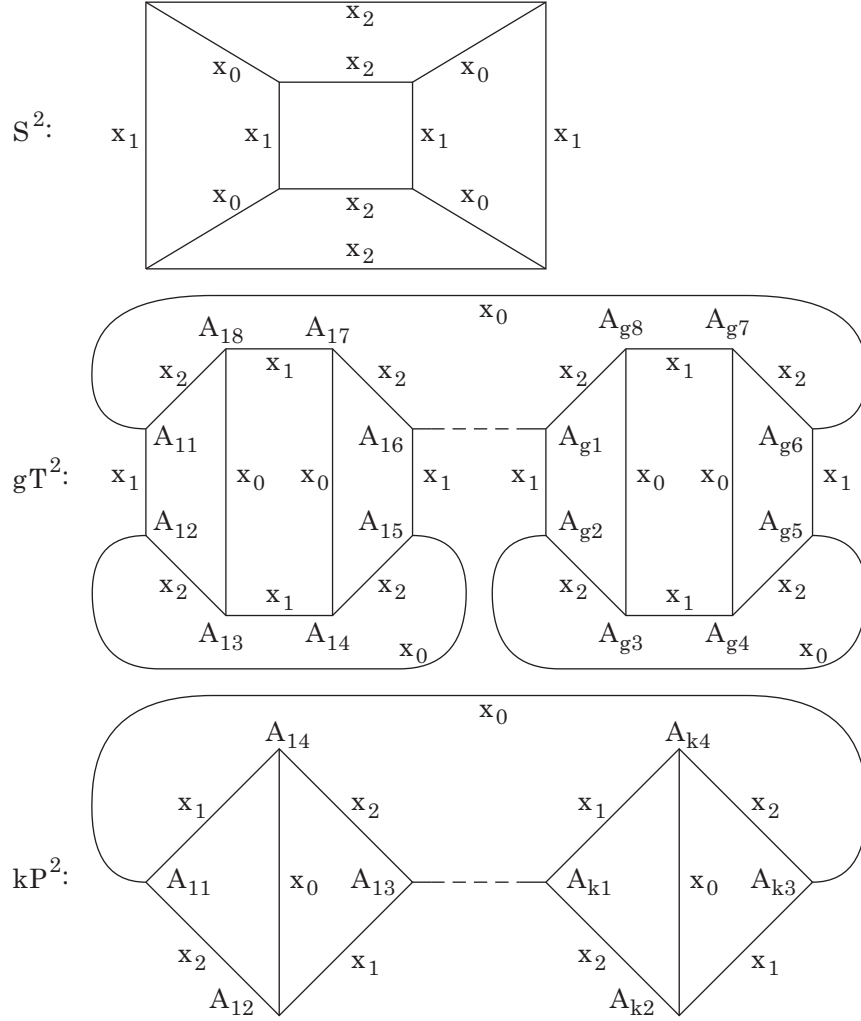


FIGURE 2. Graphs for coloring closed surfaces

Δ . However, F is in fact a closed surface, so $\chi(\Delta) \leq 2$. Because Δ is a regular 3-valent graph without loop edge, $\nu_1(\Delta) = 3\nu_0(\Delta)/2$. Thus,

$$\nu_2(\Delta) - \nu_0(\Delta)/2 \leq 2.$$

Because every k edges ($k = 0, 1, 2$, or 3) sharing a common vertex determine a unique k -nest, we know that every vertex is the face of exactly four 3-nests, and every 2-nest is the face of exactly two 3-nests. Therefore sum up the above inequality over all 3-nests, one obtains

$$2\nu_2 - 2\nu_0 \leq 2\nu_3.$$

Our assumption implies that the inequalities here must all be equalities. Consequently those $F^2(e_0, e_1, e_2)$ must all be spheres. Hence by Lemma 2.3, one can add some 3-cells

to these spheres and get a 3-skeletal expansion (M, K) . By Theorem 2.4, M must be a closed 3-manifold. \square

To understand intuitively why M must be a closed 3-manifold (without invoking Theorem 2.4), we can consider the local picture near a vertex v (see Fig. 3). Choose some local coordinates such that v becomes $(0, 0, 0)$ and the adjacent edges become (locally) $e_0 \rightsquigarrow \{(t, 0, 0) \mid 0 < t < 1\}$, $e_1 \rightsquigarrow \{(t, 0, 0) \mid -1 < t < 0\}$, $e_2 \rightsquigarrow \{(0, t, 0) \mid 0 < t < 1\}$, $e_3 \rightsquigarrow \{(0, t, 0) \mid -1 < t < 0\}$. Suppose $\alpha(e_i) = x_i$.

For each $i \neq j \in \{0, 1, 2, 3\}$, there is exactly one 2-cell σ_{ij} adjacent to both e_i and e_j , let us glue it to e_i and e_j (locally) as follows:

$$\begin{aligned} \sigma_{01} &\rightsquigarrow \{(t, 0, s) \mid -1 < t < 1, -1 < s < 0\} \\ \sigma_{02} &\rightsquigarrow \{(t, s, 0) \mid 0 < t < 1, 0 < s < 1\} \\ \sigma_{03} &\rightsquigarrow \{(t, s, 0) \mid 0 < t < 1, -1 < s < 0\} \\ \sigma_{12} &\rightsquigarrow \{(t, s, 0) \mid -1 < t < 0, 0 < s < 1\} \\ \sigma_{13} &\rightsquigarrow \{(t, s, 0) \mid -1 < t < 0, -1 < s < 0\} \\ \sigma_{23} &\rightsquigarrow \{(0, t, s) \mid -1 < t < 1, 0 < s < 1\} \end{aligned}$$

For each $i \neq j \neq k \in \{0, 1, 2, 3\}$, there is exactly one 3-cell Δ_{ijk} adjacent to three edges e_i , e_j and e_k , and we can glue it to e_i , e_j and e_k (locally) as follows:

$$\begin{aligned} \Delta_{012} &\rightsquigarrow \{(t, s, u) \mid -1 < t < 1, 0 < s < 1, -1 < u < 0\} \\ \Delta_{013} &\rightsquigarrow \{(t, s, u) \mid -1 < t < 1, -1 < s < 0, -1 < u < 0\} \\ \Delta_{023} &\rightsquigarrow \{(t, s, u) \mid 0 < t < 1, -1 < s < 1, 0 < u < 1\} \\ \Delta_{123} &\rightsquigarrow \{(t, s, u) \mid -1 < t < 0, -1 < s < 1, 0 < u < 1\} \end{aligned}$$

The possibility of this arrangement implies that every vertex v has a neighborhood in M homeomorphic to \mathbb{E}^3 . Thus the combinatorial nature of (M, K) implies that M is a closed 3-manifold.

On the other hand, one can also use this canonical picture to verify G -colorability of a general 3-manifold, by finding cell decomposition that locally looks like the above canonical picture near each vertex.

Theorem 4.2. *Every closed 3-manifold is $(\mathbb{Z}_2)^4$ -colorable. Moreover, one can use only four 3-cells to do this.*

Remark. Notice that the first half of the statement is also a corollary to Theorem 2.5, since every closed 3-manifold has a (in fact unique up to diffeomorphism) differential structure (see e.g. [M]), which implies that every closed 3-manifold is a closed combinatorial manifold. Notice also that for 3-manifolds the graph may *not* be planar anymore, and may contain double-edges.

Proof. Recall the idea of Heegaard splitting (see e.g. [H]): suppose H^\pm are two genus- g handle-bodies (here we require $g > 0$), $F^\pm = \partial H^\pm$ are two genus- g closed orientable surfaces, and $f : F^- \rightarrow F^+$ is a homeomorphism, then one can glue H^- to H^+ along the boundary using f and get a closed 3-manifold $M = H^+ \cup_f H^-$. Every closed 3-manifold M can be obtained in this way and the corresponding (H^+, H^-, f) is called a *Heegaard splitting* for M .

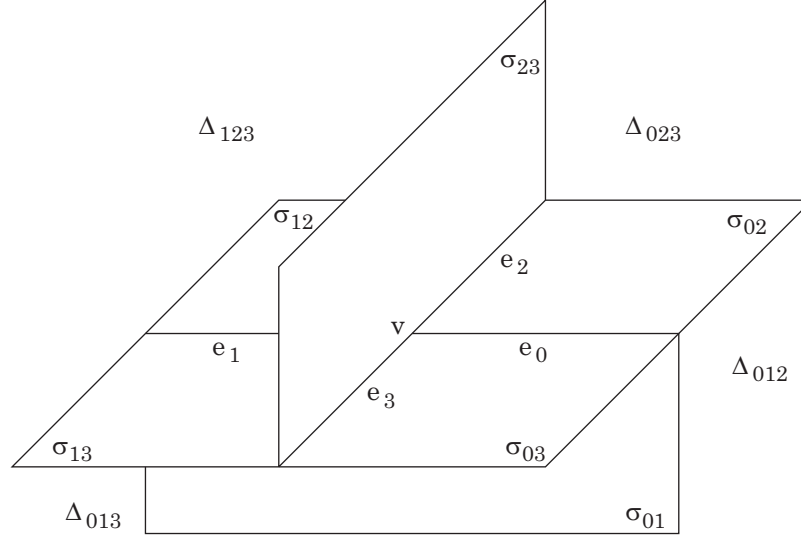
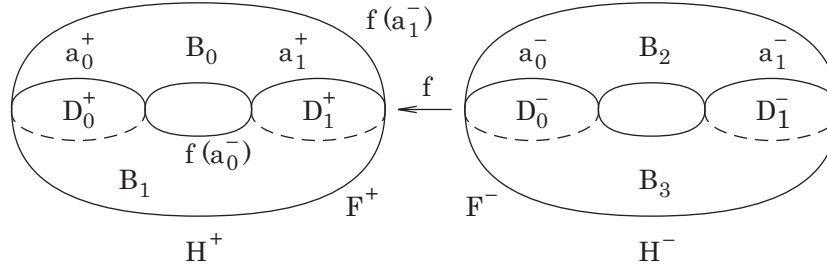


FIGURE 3. Local picture near a vertex of 3-skeletal expansion

FIGURE 4. A Heegaard splitting for S^3

Each genus- g handle-body H can be further decomposed into two balls $B_{\pm}(H)$ in a canonical way along $(g + 1)$ disjoint non-separating discs $D_0(H), \dots, D_g(H)$. Let us decompose H^+ and H^- in this way. For notational convenience, let $D_i^{\pm} = D_i(H^{\pm})$

$$B_0 = B_+(H^+), B_1 = B_-(H^+), B_2 = B_+(H^-), B_3 = B_-(H^-),$$

and let $a_i^{\pm} = \partial(D_i^{\pm}) \subseteq \partial H^{\pm}$ (see Fig. 4).

Notice that the topological type of $M = H^+ \cup_f H^-$ here is preserved when changing f isotopically, while those $f(a_j^-)$ will be moved around on F^+ when doing so. Clearly one can isotopically adjust f a little bit, such that each $f(a_j^-)$ intersects those a_i^+ transversely in a finite number of times. Moreover, one can isotopically adjust f a little bit further, adding some redundant turns to those $f(a_j^-)$, such that for any $i, j \in \{0, 1, \dots, g\}$,

$$a_i^+ \cap (f(a_0^-) \cup \dots \cup f(a_g^-)) \neq \emptyset, (a_0^+ \cup \dots \cup a_g^+) \cap f(a_j^-) \neq \emptyset,$$

and all those a_i^+ and $f(a_j^-)$ together cut F^+ into small *disc* regions.

Now the points in $(a_0^+ \cup \dots \cup a_g^+) \cap (f(a_0^-) \cup \dots \cup f(a_g^-))$ cuts those a_i^+ and $f(a_j^-)$ into edges, and these edges together form a finite connected regular 4-valent graph $\Gamma \subseteq F^+$. Suppose $\{t_0, \dots, t_3\}$ is a basis for G , and $\{x_0, \dots, x_3\}$ is the dual basis in $\text{Hom}(G, \mathbb{Z}_2)$, namely $x_i(t_j) = \delta_{ij}$. Define a characteristic function $\lambda : B_i \mapsto t_i$, and then define the edge coloring $\alpha : E_\Gamma \rightarrow \text{Hom}(G, \mathbb{Z}_2)$ as follows: $\alpha(e)(\lambda(B_i)) = 0$ if and only if $e \subset \partial B_i$. In fact each $e \in E_\Gamma$ lies within the boundary of exactly three of B_0, \dots, B_3 , suppose the fourth ball is B_i , then $\alpha(e) = x_i$. It is easy to see that the colors of the four edges around each vertex of Γ enumerate $\{x_0, \dots, x_3\}$, so α is a “pure” coloring.

Let us calculate the 3-skeletal expansion of (Γ, α) . In fact each bi-colored circle of Γ is either the boundary of a disc region of

$$F^+ \setminus (a_0^+ \cup \dots \cup a_g^+ \cup f(a_0^-) \cup \dots \cup f(a_g^-))$$

or one of those a_i^+ (bounds D_i^+ in H^+) or $f(a_j^-)$ (bounds D_j^- in H^-). Let those D_i^\pm and disc regions be the 2-cells, one obtains a 2-skeletal expansion (M_2, K_2) , in which M_2 is obtained by gluing each D_i^- to $F^+ \cup D_0^+ \cup \dots \cup D_g^+$ along boundary, such that a_i^- is identified with $f(a_i^-)$. Since an edge $e \subseteq \partial B_i$ if and only if $\alpha(e) \neq x_i$, all edges in each ∂B_i form a connected regular 3-valent subgraph $\Delta_i \subseteq \Gamma$ with $\dim_\alpha \Delta_i = 3$, and $\{\Delta_0, \dots, \Delta_3\}$ enumerates all 3-nests. Hence by adding B_0, \dots, B_3 as the 3-cells, one obtains a 3-skeletal expansion (M_3, K_3) . Clearly $M_3 = \bigcup_{\sigma \in K_3} \sigma$ is just the original closed 3-manifold M . \square

As an example, Fig. 5 (a) shows the colored graph corresponding to the Heegaard splitting of S^3 in Fig. 4. For a more fancy picture of this graph see Fig. 5 (b).

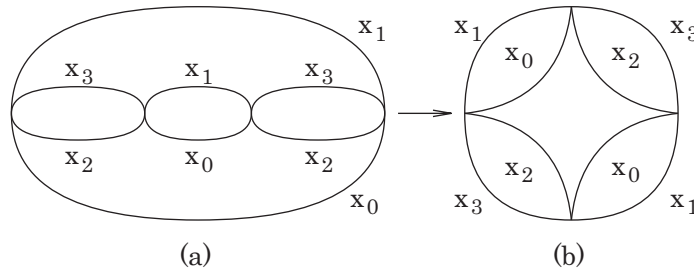
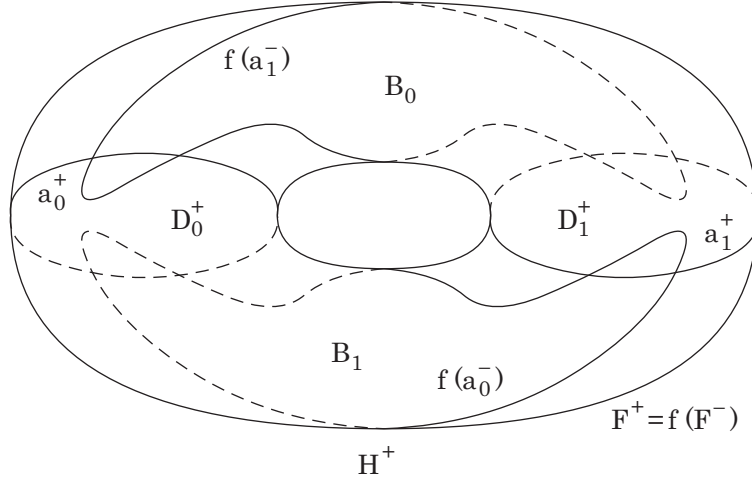
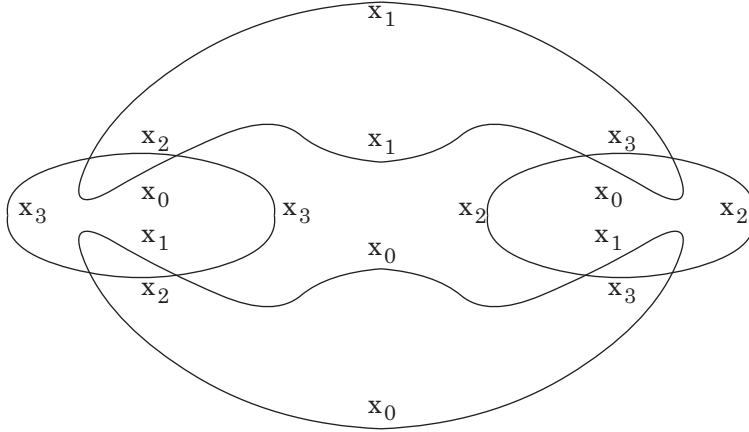


FIGURE 5. Colored graph for S^3

Another example is $S^2 \times S^1$. Fig. 6 shows a nice Heegaard splitting, such that every small region on F^+ is a disc (the picture for H^- is omitted), and Fig. 7 is the corresponding colored graph.

Remark. Similar to the case of simple convex polytopes, the colorings here are also induced by characteristic functions on the n -dimensional faces. However, the cell decompositions here are not dual to any triangulation, this is different from the case of simple convex polytopes or the graphs constructed in the proof of Theorem 2.5. In fact a triangulation for a closed 3-manifold has at least two 3-simplices, so it has at least five vertices, which implies that its dual regular cell decomposition has at least five 3-cells.

FIGURE 6. A Heegaard splitting for $S^2 \times S^1$ FIGURE 7. Colored graph for $S^2 \times S^1$

5. HIGH DIMENSIONAL CASES

Proof of Theorem 2.4. Because of the combinatorial nature of (M, K) , for any cell $\sigma \in K$ with dimension ≥ 1 and any two points u, v inside σ (away from $\partial\sigma$), u has a neighborhood homeomorphic to \mathbb{E}^n if and only if v does so. Therefore we only need to verify that every point in M sufficiently close to a vertex has a neighborhood homeomorphic to \mathbb{E}^n . Now choose a vertex v , we will show that v has a neighborhood homeomorphic to the space

$$C_n = \{(t_0, \dots, t_n) \in \mathbb{E}^{n+1} \mid t_0 \cdots t_n = 0, 0 \leq t_0 < 1, \dots, 0 \leq t_n < 1\},$$

which is homeomorphic to \mathbb{E}^n .

The arguments are quite similar to the case $n = 3$ in section 3. Choose a local coordinate such that v becomes $(0, \dots, 0)$ and the adjacent edges become (locally) $e_0 \rightsquigarrow$

$\{(t, 0, \dots, 0) \mid 0 < t < 1\}, e_1 \rightsquigarrow \{(0, t, 0, \dots, 0) \mid 0 < t < 1\}, \dots, e_n \rightsquigarrow \{(0, \dots, 0, t) \mid 0 < t < 1\}$. Suppose $\alpha(e_i) = x_i$.

For each $i_1 < \dots < i_k \in \{0, \dots, n\}$, there is a unique k -nest $\Delta_{i_1 \dots i_k}$ containing e_{i_1}, \dots, e_{i_k} , and by Lemma 2.1 these $\Delta_{i_1 \dots i_k}$ enumerate all k -nests containing v . Suppose $\sigma_{i_1 \dots i_k}$ is the k -cell corresponding to $\Delta_{i_1 \dots i_k}$. By an induction on k one can adjust the local coordinates such that each of these $\sigma_{i_1 \dots i_k}$ becomes (locally)

$$\{(t_0, \dots, t_n) \mid 0 < t_{i_1} < 1, \dots, 0 < t_{i_k} < 1, t_j = 0 \text{ for all other } j\}$$

The possibility of this arrangement implies that every vertex v has a neighborhood in M homeomorphic to the cone C_n , which is homeomorphic to \mathbb{E}^n . Thus the combinatorial nature of (M, K) implies that every point in M has a neighborhood homeomorphic to \mathbb{E}^n . M is connected since Γ is connected, and M is compact because it has only finitely many cells. Therefore M is a closed n -manifold. \square

Before proving Theorem 2.5, let us recall some notations. If cell σ is a face of cell σ' and $\sigma \neq \sigma'$, we write $\sigma \prec \sigma'$. Now suppose that K is a finite regular cell decomposition of M , then the *barycentric subdivision* $\text{Sd } K$ is a simplicial complex, such that every k -simplex in $\text{Sd } K$ corresponds to a sequence of cells $\sigma_0 \prec \dots \prec \sigma_k \in K$, we denote such a simplex by $[\sigma_0 \dots \sigma_k]$, and call it a *flag*. Notice that such a simplicial complex always exists and is a triangulation of M . When K itself is a triangulation of M , $[\sigma_0 \dots \sigma_k]$ is just the convex hull spanned by $\tilde{\sigma}_0, \dots, \tilde{\sigma}_k$, where $\tilde{\sigma}$ denotes the barycenter of σ .

For each cell $\sigma \in K$, the *link complex*

$$\text{Lk } \sigma = \{[\sigma_0 \dots \sigma_k] \in \text{Sd } K \mid \sigma \prec \sigma_0 \prec \dots \prec \sigma_k\}.$$

If M is connected and has a finite regular cell decomposition K , and

$$\forall \sigma \in K, |\text{Lk } \sigma| \cong S^{n-\dim \sigma - 1}$$

($|\text{Lk } \sigma|$ is the union of all cells in $\text{Lk } \sigma$), then M is called an *n -dimensional closed combinatorial manifold*. Notice that if K satisfies this condition, then $\text{Sd } K$ also satisfies this condition.

Finally for each cell $\sigma \in K$, the *dual block*

$$\mathfrak{D}\sigma = \{[\sigma_0 \dots \sigma_k] \in \text{Sd } K \mid \sigma = \sigma_0 \prec \dots \prec \sigma_k\}.$$

If K satisfies the previous condition, then these dual blocks are all cells (in fact $\overline{\mathfrak{D}\sigma}$ is the topological cone on $\text{Lk } \sigma$), and they also form a finite regular cell decomposition of M , denoted it by $\mathfrak{D}K$; in particular, the 1-skeleton of this dual cell decomposition is a regular graph. It is clear that $\mathfrak{D} : K \rightarrow \mathfrak{D}K$ is a one-one correspondence *reversing face relations*, and $\dim \mathfrak{D}\sigma = n - \dim \sigma$.

Proof of Theorem 2.5. Suppose that K' is a finite regular cell decomposition of M satisfying

$$\forall \sigma \in K', |\text{Lk } \sigma| \cong S^{n-\dim \sigma - 1}.$$

Let $K'' = \text{Sd } K'$ be its barycentric subdivision, it also satisfies this condition, thus one can define a dual regular cell decomposition $K = \mathfrak{D}K''$. Let us define a coloring α for the 1-skeleton of K (denoted by Γ) as follows:

Let x_0, \dots, x_n be a linear basis for $\text{Hom}(G, \mathbb{Z}_2)$. For each 1-cell $\sigma = \mathfrak{D}_{K''}[\sigma_0 \cdots \sigma_{n-1}] \in \Gamma$ (here $\sigma_0 \prec \cdots \prec \sigma_{n-1} \in K'$), suppose that

$$\{0, \dots, n\} \setminus \{\dim \sigma_0, \dots, \dim \sigma_{n-1}\} = \{k\},$$

then let $\alpha(\sigma) = x_k$. Because $\mathfrak{D}_{K''}$ reverses face relations, for each vertex $v \in K$, say $v = \mathfrak{D}_{K''}[\sigma_0 \cdots \sigma_n]$ (here $\sigma_0 \prec \cdots \prec \sigma_n \in K'$), there are exactly $(n+1)$ edges in K adjacent to v , namely

$$e_k = \mathfrak{D}_{K''}[\sigma_0 \cdots \sigma_{k-1} \sigma_{k+1} \cdots \sigma_n], \quad k = 0, \dots, n.$$

Since $\alpha(e_k) = x_k$, this implies that (Γ, α) is a finite regular $(n+1)$ -valent graph with “pure” G -coloring (see Fig 8).

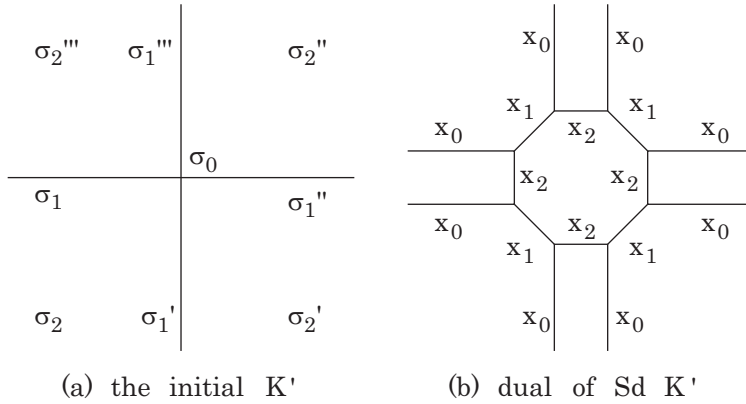


FIGURE 8. The dual graph of barycentric subdivision

Now for any m -cell $\Delta = \mathfrak{D}_{K''}[\sigma_{j_0} \cdots \sigma_{j_{n-m}}]$ (here $\sigma_{j_0} \prec \cdots \prec \sigma_{j_{n-m}} \in K'$ and $\dim \sigma_{j_k} = j_k$), let $\kappa(\Delta)$ be the 1-skeleton of $\partial\Delta$. Then a vertex $v' = \mathfrak{D}_{K''}[\sigma'_0 \cdots \sigma'_n]$ (here $\sigma'_0 \prec \cdots \prec \sigma'_n \in K'$) is a vertex of $\kappa(\Delta)$ if and only if

$$\sigma'_{j_0} = \sigma_{j_0}, \dots, \sigma'_{j_{n-m}} = \sigma_{j_{n-m}},$$

and an edge $e' = \mathfrak{D}_{K''}[\sigma'_0 \cdots \sigma'_{k-1} \sigma'_{k+1} \cdots \sigma'_n]$ adjacent to v' is an edge of $\kappa(\Delta)$ if and only if $k \notin \{j_0, \dots, j_{n-m}\}$, namely $\alpha(e') \in \{x_{i_1}, \dots, x_{i_m}\}$

$$(i_1 < \cdots < i_m \in \{0, \dots, n\} \setminus \{j_0, \dots, j_{n-m}\}).$$

This implies that $\kappa(\Delta)$ is a connected regular m -valent subgraph of Γ with edge-colors in $\{x_{i_1}, \dots, x_{i_m}\}$, hence $\kappa(\Delta)$ is an m -nest in $K(\Gamma, \alpha)$.

Therefore the correspondence $\kappa : K \rightarrow K(\Gamma, \alpha)$, sending each cell in K to the 1-skeleton of its boundary complex, is a well defined map which preserves dimensions and face relations. κ is also a one-one correspondence. In fact, for any m -nest Δ , suppose $v = \mathfrak{D}_{K''}[\sigma_0 \cdots \sigma_n]$ is a vertex in Δ and e_{i_1}, \dots, e_{i_m} are the m edges in Δ adjacent to v , with each $e_{i_k} = \mathfrak{D}_{K''}[\sigma_0 \cdots \sigma_{i_k-1} \sigma_{i_k+1} \cdots \sigma_n]$. Then any inverse image of Δ under κ must contain v and these edges, and there does exist a unique m -cell containing e_{i_1}, \dots, e_{i_m} , namely $\mathfrak{D}_{K''}[\sigma_{j_0} \cdots \sigma_{j_{n-m}}]$ (here $j_0 < \cdots < j_{n-m} \in \{0, \dots, n\} \setminus \{i_1, \dots, i_m\}$). Clearly

$\mathfrak{D}_{K''}[\sigma_{j_0} \cdots \sigma_{j_{n-m}}]$ is the one and only cell that is sent to Δ by κ . Thus κ must be a one-one correspondence. \square

As an example of calculation, let us reproduce the “cubic” graph for S^n as a $\mathfrak{D}(\text{Sd } K')$. Take a regular cell decomposition K' for S^n with two i -cells at each dimension $i \in \{0, 1, \dots, n\}$:

$$\begin{aligned}\sigma_i^{(1)} &= \{(t_0, \dots, t_n) \in \mathbb{E}^{n+1} \mid \\ &\quad t_0^2 + \cdots + t_i^2 = 1, t_i > 0, t_{i+1} = \cdots = t_n = 0\}; \\ \sigma_i^{(2)} &= \{(t_0, \dots, t_n) \in \mathbb{E}^{n+1} \mid \\ &\quad t_0^2 + \cdots + t_i^2 = 1, t_i < 0, t_{i+1} = \cdots = t_n = 0\}.\end{aligned}$$

Notice that $\sigma_i^{(\epsilon_i)} \prec \sigma_j^{(\epsilon_j)}$ if and only if $i < j$. Therefore $K = \mathfrak{D}(\text{Sd } K')$ contains 2^{n+1} vertices, each has the form

$$\mathfrak{D}[\sigma_0^{(\epsilon_0)} \cdots \sigma_n^{(\epsilon_n)}], \quad \epsilon_0, \dots, \epsilon_n \in \{1, 2\}.$$

To give the graph a more fancy looking, identify each such vertex with

$$v(\epsilon) = ((-1)^{\epsilon_0}, \dots, (-1)^{\epsilon_n}) \in \mathbb{E}^{n+1}.$$

Two vertices $v(\epsilon)$ and $v(\tau)$ are connected by an edge in K of the form

$$\mathfrak{D}[\sigma_0^{(\epsilon_0)} \cdots \sigma_{i-1}^{(\epsilon_{i-1})} \sigma_{i+1}^{(\epsilon_{i+1})} \cdots \sigma_n^{(\epsilon_n)}]$$

(colored x_i) if and only if $\tau_i \neq \epsilon_i$ while for all other j , $\tau_j = \epsilon_j$. This implies that we can also identify each such edge with the line segment

$$= \{(t_0, \dots, t_n) \in \mathbb{E}^{n+1} \mid -1 \leq t_i \leq 1, \forall j \neq i, t_j = (-1)^{\epsilon_j}\}.$$

Hence one obtains the 1-skeleton of the $(n+1)$ -dimensional cube

$$\mathcal{C} = [-1, 1]^{n+1} \subset \mathbb{E}^{n+1},$$

and each edge of this graph is colored x_i if and only if it is parallel to the t_i -axis. When $n = 2$, this equals to the graph for S^2 in Fig. 2.

Remark. There is in fact a more general way of doing skeletal expansions. For example take the colored graph in Fig. 1 (a), one can also glue Möbius bands instead of discs to each of the bi-colored circles, the result would be a closed surface homeomorphic to $4P^2$.

To describe this more accurately, let us describe the operations which we called “generalized skeletal expansion”. We will use an induction on the dimensions. Generalized 1-skeletal expansion of a regular graph Γ with “good” coloring α is just Γ itself. For $k > 1$ the generalized k -skeletal expansion is a space M^k together with a defining sequence \mathfrak{E}^k of gluing operations, which expands Γ to M^k . Suppose (Γ, α) has a k -skeletal expansion (M^k, \mathfrak{E}^k) , \mathfrak{E}^k also induces a k -skeletal expansion for the disjoint union of all $(k+1)$ -nests in Γ , denote it by (F^k, \mathfrak{E}^k) . Suppose further that F^k is the boundary of a $(k+1)$ -dimensional compact manifold \tilde{M}^{k+1} (may not be connected), then one can glue \tilde{M}^{k+1} onto M^k to form a new space M^{k+1} . Add this operation to \mathfrak{E}^k to form a new sequence of operations \mathfrak{E}^{k+1} , and we call $(M^{k+1}, \mathfrak{E}^{k+1})$ the *generalized $(k+1)$ -skeletal*

expansion of (Γ, α) . Clearly in each dimension ordinary skeletal expansions (if they exist) are uniquely determined by the colored graphs up to cell isomorphisms, while the generalized skeletal expansions are not.

As an example, let us study the colored regular 4-valent graph Γ shown in Fig. 9. It admits a 2-skeletal expansion, but admits no 3-skeletal expansion, since by Theorem 4.1

$$\#\{3\text{-nests}\} - \#\{2\text{-nests}\} + \#\{\text{vertices}\} = 5 - 12 + 8 \neq 0.$$

In fact Γ has five 3-nests. When doing (ordinary) 2-skeletal expansion on their disjoint union, two of them (both colored $x_1x_2x_3$) yields $\mathbb{R}P^2$, while the other three (colored $x_0x_1x_2$, $x_0x_1x_3$ and $x_0x_2x_3$) yields S^2 . However, one can still glue three 3-cells to those S^2 , glue an $\mathbb{R}P^2 \times I$ to the two $\mathbb{R}P^2$, and finally glue the boundary surfaces of all these blocks together according to the chosen (ordinary) 2-skeletal expansion. The resulting space of this generalized 3-skeletal expansion is homeomorphic to $\mathbb{R}P^2 \times S^1$. This graph Γ even has a generalized 4-skeletal expansion, since $\mathbb{R}P^2 \times S^1$ is the boundary of the compact 4-manifold $\mathbb{R}P^2 \times B^2$.

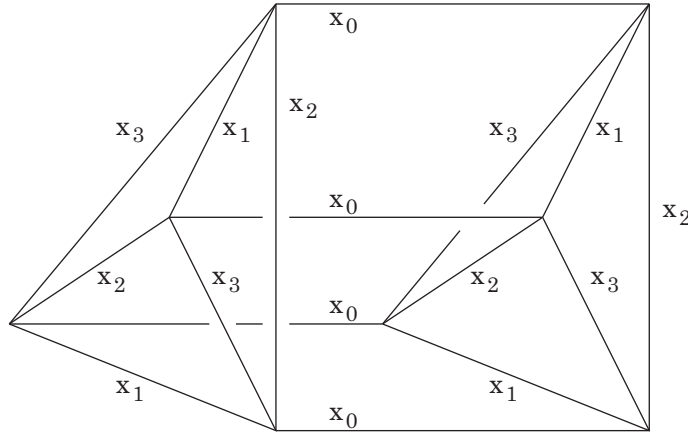


FIGURE 9. Graph admitting generalized 3-skeletal expansion

Finally, we propose the following conjecture:

Conjecture. If Γ is a regular $(n+1)$ -valent graph with a “good” $(\mathbb{Z}_2)^{n+1}$ -coloring α , and (Γ, α) admits a generalized $(n+1)$ -skeletal expansion (M, \mathfrak{E}) , in which M is a compact $(n+1)$ -manifold with boundary. Then there is a mod 2-GKM manifold X with an effective $(\mathbb{Z}_2)^{n+1}$ -action, such that the corresponding pair of moment graph and axial function is just (Γ, α) .

REFERENCES

- [AP] C. Allday, V. Puppe, *Cohomological Methods in Transformation Groups*, Cambridge Studies in Advanced Mathematics, **32**, Cambridge University Press, 1993.
- [BGH] D. Biss, V. Guillemin, T. S. Holm, *The mod 2 cohomology of fixed point sets of anti-symplectic involutions*, Adv. Math. **185** (2004), 370–399.

- [CF] P. E. Conner, E. E. Floyd, *Differentiable periodic maps*, Springer-Verlag, 1964.
- [D] M. Davis, *Groups generated by reflections and aspherical manifolds not covered by Euclidean space*, Ann. of Math. **117** (1983), 293–324.
- [DJ] M. Davis, T. Januszkiewicz, *Convex polytopes, Coxeter orbifolds and torus actions*, Duke Math. J. **62** (1991), 417–451.
- [GH] V. Guillemin and T. Holm, *GKM theory for torus actions with nonisolated fixed points*, Int. Math. Res. Not. **40** (2004), 2105–2124.
- [GHZ] V. Guillemin, T. Holm and C. Zara, *A GKM description of the equivariant cohomology ring of a homogeneous space*, J. Algebraic Combin. **23** (2006), 21–41.
- [GKM] M. Goresky, R. Kottwitz, R. MacPherson, *Equivariant cohomology, Koszul duality, and the localization theorem*, Invent. Math. **131** (1998), 25–83.
- [GZ1] V. Guillemin and C. Zara, *Equivariant de Rham theory and graphs*, Asian J. Math. **3** (1999), 49–76.
- [GZ2] V. Guillemin, C. Zara, *1-Skeleta, Betti numbers, and equivariant cohomology*, Duke Math. J. **107** (2001), 283–349.
- [GZ3] V. Guillemin and C. Zara, *The existence of generating families for the cohomology ring of a graph*, Adv. Math. **174** (2003), 115–153.
- [GZ4] V. Guillemin, C. Zara, *G-actions on graphs*, Internat. Math. Res. Notices **10** (2001), 519–542.
- [H] J. Hempel, *3-Manifolds*, Annals Math. Studies **86**, Princeton U. Press, 1976.
- [L] Z. Lü, *Graphs and $(\mathbb{Z}_2)^k$ -actions*, arXiv:math.AT/0508643.
- [LM] Z. Lü, M. Masuda, *Equivariant classification of 2-torus manifolds*, preprint.
- [MMP] H. Maeda, M. Masuda, T. Panov, *Torus graphs and simplicial posets*, arXiv: math.AT/0511582.
- [MP] M. Masuda, T. Panov, *On the cohomology of torus manifolds*, Osaka J. Math. **43** (2006), 1–36.
- [M] E. E. Moise, *Geometric Topology in Dimensions 2 and 3*, Springer, 1977.
- [W] J. H. C. Whitehead, *On C^1 -complexes*, Ann. Math. **41** (1940), 809–824.

LMAM, SCHOOL OF MATHEMATICAL SCIENCES, PEKING UNIVERSITY, BEIJING, 100871, P.R.CHINA.
E-mail address: bzq@math.pku.edu.cn

INSTITUTE OF MATHEMATICS, SCHOOL OF MATHEMATICAL SCIENCES, FUDAN UNIVERSITY, SHANGHAI, 200433, P.R.CHINA.
E-mail address: zlu@fudan.edu.cn