

# ADS MANIFOLDS WITH PARTICLES AND EARTHQUAKES ON SINGULAR SURFACES

FRANCESCO BONSANTE AND JEAN-MARC SCHLENKER

**ABSTRACT.** We prove an “Earthquake Theorem” for closed hyperbolic surfaces with cone singularities where the total angle is less than  $\pi$ : the action of the space of measured laminations on Teichmüller space by left earthquakes is simply transitive. This is strongly related to another result: the space of “globally hyperbolic” AdS manifolds with cone singularities (of given angle) along time-like geodesics is parametrized by the product of two copies of the Teichmüller space with some marked points (corresponding to the cone singularities).

## 1. INTRODUCTION AND RESULTS

**The Earthquake Theorem.** Let  $\Sigma$  be a closed surface with a hyperbolic metric  $h$ , and let  $\lambda$  be a measured lamination on  $\Sigma$ . Then  $\lambda$  can be uniquely realized as a measured geodesic lamination for  $h$ . Thurston [11, 12] defined the image of  $h$  by the *right earthquake* along  $\lambda$ , called  $E_\lambda^r(h)$  here, in a way which can be described simply when the support of  $\lambda$  is a disjoint union of closed curves: it is obtained by cutting  $\Sigma$  along each geodesics in the support of  $\lambda$ , doing a fractional Dehn twist by the length corresponding to the weight assigned to the curve by  $\lambda$ , and gluing back. This defines a map:

$$E^r : \mathcal{M}_\Sigma \times \mathcal{T}_\Sigma \rightarrow \mathcal{T}_\Sigma .$$

Thurston then proved that the corresponding action of  $\mathcal{ML}_\Sigma$  on  $\mathcal{T}_\Sigma$  is simply transitive: given  $h, h' \in \mathcal{T}_\Sigma$ , there is a unique  $\lambda \in \mathcal{ML}_\Sigma$  such that  $E_\lambda^r(h) = h'$ . A different proof was given by Kerckhoff [6].

**The Mess proof of the Earthquake Theorem.** Yet another proof of the Earthquake Theorem was later discovered by Mess [8] as a by-product of the geometric properties of globally hyperbolic maximal compact (GHMC) Anti-de Sitter (AdS) manifolds. Mess discovered that such manifolds share several remarkable properties with quasi-Fuchsian hyperbolic manifolds. In particular the space of those manifolds (containing a space-like surface diffeomorphic to  $\Sigma$ ) is parametrized by the product of two copies of  $\mathcal{T}_\Sigma$ .

GHMC AdS manifolds also have a convex core, with a boundary which has a hyperbolic induced metric and which is “pleated” along a measured geodesic laminations. Earthquakes are natural analogs in AdS geometry of grafting in quasi-Fuchsian geometry, and some geometric properties of GHMC AdS manifold then yield the Earthquake Theorem as a consequence of the Mess parametrization of the space of those manifolds by  $\mathcal{T}_\Sigma \times \mathcal{T}_\Sigma$ .

**Surfaces with cone singularities.** From this point on we consider a closed surface  $\Sigma$  with  $n$  distinct marked points  $x_1, \dots, x_n$ . We are interested in the hyperbolic metrics on  $\Sigma$  with cone singularities at the  $x_i$ . Given such a metric, we call  $\theta_i$  the angle at  $x_i$ ,  $1 \leq i \leq n$ . It follows from a result of Troyanov [13] that, given the  $\theta_i$ , those metrics are in one-to-one correspondence with the conformal structures on  $\Sigma$ , so that, considered up to the isotopies fixing the  $x_i$ , those metrics are parametrized by  $\mathcal{T}_{\Sigma,n}$ , the Teichmüller space of  $\Sigma$  with  $n$  marked points. Setting  $\theta := (\theta_1, \dots, \theta_n)$ , we will often denote by  $\mathcal{T}_{\Sigma,n,\theta}$  the space of hyperbolic metrics on  $\Sigma$  with cone singularities at the  $x_i$  of angles given by the  $\theta_i$  (considered up to isotopies fixing the marked points).

It is interesting to note at this point that the theory of geodesic laminations works on hyperbolic surfaces with cone singularities quite like it does on closed hyperbolic surfaces, as long as the cone angles  $\theta_i$  are less than  $\pi$ .

**Lemma 1.1.** *Suppose that  $\theta_i < \pi, 1 \leq i \leq n$ . Then each measured lamination in the complement of the  $x_i$  in  $\Sigma$  can be realized uniquely as a geodesic lamination.*

The proof (which is elementary) can be found in section 3. In addition, still under the hypothesis that the angles are less than  $\pi$ , the geodesic laminations can not come too close to the singular points, and it follows that earthquakes along measured geodesic laminations do not change the angles at the cone points.

We will call  $\mathcal{ML}_{\Sigma,n}$  the space of measured laminations on the complement of the  $x_i$  in  $\Sigma$ . It is well known (see [4]) that  $\mathcal{ML}_{\Sigma,n}$  is homeomorphic to a ball of dimension  $6g - 6 + 2n$ , where  $g$  is the genus of  $\Sigma$ .

**Earthquakes on singular surfaces.** The first result of this paper is an extension of the Earthquake Theorem to hyperbolic surfaces with cone singularities.

**Theorem 1.2.** *The action of  $\mathcal{ML}_{\Sigma,n}$  on  $\mathcal{T}_{\Sigma,n,\theta}$  by right earthquakes is simply transitive: for all  $h, h' \in \mathcal{T}_{\Sigma,n,\theta}$ , there is a unique  $\lambda \in \mathcal{ML}_{\Sigma,n}$  such that  $E_r(\lambda)(h) = h'$ .*

**AdS manifolds with particles.** The second theme considered here — which is strongly related to the first — concerns 3-dimensional AdS manifolds with cone singularities along time-like lines. Such cone singularities are called “particles” here, since they are sometimes used in the 2 + 1-gravity community to model massive, spin-less point particles. A precise definition is given in section 3. We are in particular interested in “globally hyperbolic compact maximal” AdS manifolds with “particles”, extending those considered by Mess [8]. An AdS manifold with “particles” (cone singularities along time-like lines)  $M$  is GHMC if:

- it contain a closed, oriented, locally convex space-like surface  $S$  which is “orthogonal to the singular line” (in a manner which is described in section 3),
- every inextendible time-like curve in  $M$  intersects  $S$  exactly once,
- if  $M'$  is another AdS manifold with particles satisfying the first two properties in which  $M$  can be isometrically embedded, then  $M' = M$ .

**Definition 1.3.** We call  $\mathcal{GH}_{\Sigma,n}$  the space of GHMC AdS metrics on  $\Sigma \times \mathbb{R}$ , with cone singularities at the lines  $\{x_i\} \times \mathbb{R}$  for  $1 \leq i \leq n$ , considered up to isotopies fixing the singular lines. Given  $\theta := (\theta_1, \dots, \theta_n) \in (0, \pi)^n$ , we also call  $\mathcal{GH}_{\Sigma,n,\theta}$  the subspace of those metrics for which the angle at the line  $\{x_i\} \times \mathbb{R}$  is  $\theta_i$ .

Note that we will sometimes abuse notations and write about a GHMC AdS metric or a GHMC AdS manifold indifferently.

**The right and left metrics associated to a GHMC manifold.** Let  $\theta := (\theta_1, \dots, \theta_n) \in (0, \pi)^n$ , and let  $M \in \mathcal{GH}_{\Sigma,n,\theta}$ . By definition  $S$  contains an oriented, space-like, convex surface  $S$  which is “orthogonal” to the singular lines. Let  $I$  be the induced metric on  $S$ , let  $J$  be the complex structure associated to  $I$ , and let  $B$  be the shape operator of  $S$ . It is then possible to define two metrics  $\mu_l$  and  $\mu_r$  on  $S$  as:

$$\mu_l := I((E + JB) \cdot, (E + JB) \cdot), \quad \mu_r := I((E - JB) \cdot, (E - JB) \cdot).$$

This corresponds to the metrics  $I_{\pm}^{\#}$  defined in [7], the notations presented here are better suited for our needs. It is proved in [7] that those two metrics are hyperbolic, with cone singularities at the intersections of  $S$  with the “particles”, where their angle is equal to the angle of  $M$  at the corresponding “particle”. Moreover it is also proved in [7] that  $\mu_l$  and  $\mu_r$  (considered up to isotopy) do not depend on the choice of  $S$ . So this construction defines two maps

$$\mu_l, \mu_r : \mathcal{GH}_{\Sigma,n,\theta} \rightarrow \mathcal{T}_{\Sigma,n,\theta}.$$

When no “particle” is present,  $\mu_l$  and  $\mu_r$  are the hyperbolic metrics corresponding to the right and left representations considered by Mess [8].

The second main result here is that, as for non-singular GHMC AdS manifolds, the maps  $\mu_l$  and  $\mu_r$  provide a parametrization of  $\mathcal{GH}_{\Sigma,n,\theta}$ .

**Theorem 1.4.** *The map  $(\mu_l, \mu_r) : \mathcal{GH}_{\Sigma,n,\theta} \rightarrow \mathcal{T}_{\Sigma,n,\theta} \times \mathcal{T}_{\Sigma,n,\theta}$  is one-to-one.*

**The structure of GHMC AdS manifolds with particles.** The proof of Theorem 1.2 uses Theorem 1.4 along with some properties which were discovered by Mess for non-singular GHMC AdS manifolds, which extend directly to GHMC AdS manifolds with particles. In particular, those manifolds contain a smallest convex subset — where “smallest” is understood with respect to the inclusion — called its convex core. We call  $CC(M)$  the convex core of a GHMC AdS manifold  $M$ .

**Lemma 1.5.** *The boundary of  $CC(M)$  has two connected components, called  $\partial_+ CC(M)$  and  $\partial_- CC(M)$ . Each is a space-like surface (outside its intersection with the singular set of  $M$ ), which is “orthogonal” to  $M_s$  (as defined in section 3). Its induced metric is hyperbolic, and it is “pleated” along a measured geodesic lamination.*

The structure of  $M$  can be readily understood from its convex core, exactly as for non-singular GHMC AdS manifolds.

**Lemma 1.6.** (1) *Let  $x \in \partial CC(M)$ , and let  $H$  be a space-like plane containing  $x$  which is a support plane of  $CC(M)$  at  $x$ . Let  $n$  be the future-oriented unit vector at  $x$  which is orthogonal to  $H$ . Then the geodesic maximal segment starting from  $x$  in the direction of  $n$  has length  $\pi/2$ .*  
 (2)  *$M$  is the union of the future of  $\partial_- CC(M)$  and of the past of  $\partial_+ CC(M)$ , and their intersection is equal to  $CC(M)$ .*

Moreover, the metric on the future of the past boundary of the convex core can be expressed, in a fairly simple way, in terms of the induced metric and the measured bending lamination, on the past boundary of the convex core.

## 2. OUTLINE OF THE PROOFS

**The general idea of the proof.** The proofs of Theorem 1.2 uses a “deformation” argument, in which we fix  $\theta \in (0, \pi)^n$ . We fix a hyperbolic  $h \in \mathcal{T}_{\Sigma, n, \theta}$  and consider the map

$$\begin{aligned} E^r(h) : \mathcal{ML}_{\Sigma, n} &\rightarrow \mathcal{T}_{\Sigma, n, \theta} \\ \lambda &\mapsto E_\lambda^r(h). \end{aligned}$$

Our goal is to show that this map is homeomorphism. This follows from some basic points:

- (1)  $E^r(h)$  is a local homeomorphism,
- (2) it is proper,
- (3) its target space  $\mathcal{T}_{\Sigma, n, \theta}$  is simply connected, while  $\mathcal{ML}_{\Sigma, n}$  is connected.

The first point is better understood using a detour through the other setting considered here, that of GHMC AdS manifolds. In that context it is quite clear that  $\mu_l(g)$  and  $\mu_r(g)$  by construction determine the holonomy of  $g$  (this contrasts with the corresponding statement in the hyperbolic setting, for which a real argument is necessary, see [9]). The first point for earthquakes on hyperbolic surfaces then follows using the properties, outlined in the next paragraph, of the boundary of the convex core of GHMC AdS manifolds. The second point can be formulated as a compactness statement: if a sequence of GHMC AdS metrics is such that its left and right hyperbolic metrics are converging, then it has a converging subsequence. Finally the third point follows from elementary geometric arguments. We give below a more precise outline of each of those points.

**Convex subsets and the convex core.** This simple argument actually has to be used with a twist. Namely, the properness of  $(\mu_l, \mu_r)$  is not so simple to prove in the context of GHMC AdS manifolds (with particles) and it is much simpler to prove it using arguments from the earthquake side of the picture, while the relation between the “AdS manifolds” and the “earthquake” sides is given by the existence, in GHMC AdS manifolds, of a “convex core”. Both connected components of the boundary of the convex core have a hyperbolic induced metric and are “bent” along a measured lamination. A key point, discovered by Mess, is that the right and left hyperbolic metrics are obtained from the two induced metrics by earthquakes along the measured bending laminations; this still holds for AdS manifolds with particles.

**Local deformations.** The first point of the proof outlined above is the fact that the map  $(\mu_l, \mu_r)$  is a local homeomorphism. This is the object of section 6. The situation is notably simplified here by the fact that GHMC AdS manifolds (with particles) can be “reconstructed” from the data of a space-like surface (with its induced metric and shape operator). From this data one can construct in a natural way two hyperbolic metrics, and those metrics are invariant under deformation of the surface in a given 3-manifold. This leads to the identification between the tangent space to  $\mathcal{GH}_{\Sigma, n, \theta}$  and the tangent space of  $\mathcal{T}_{\Sigma, n, \theta} \times \mathcal{T}_{\Sigma, n, \theta}$ .

**Compactness.** The second point in the outline of proof above is the fact that the map  $(\mu_l, \mu_r)$  is proper. This translates as a compactness statements: if a sequence  $(g_n)_{n \in \mathbb{N}}$  in  $\mathcal{GH}_{\Sigma, n, \theta}$  is such that the sequence  $(\mu_l(g_n), \mu_r(g_n))_{n \in \mathbb{N}}$  converges, then  $(g_n)_{n \in \mathbb{N}}$  has a converging subsequence.

We will show that this follows, through a geometric argument based on the properties of the convex core, of a compactness lemma for earthquakes on hyperbolic surfaces with cone singularities.

**Lemma 2.1.** *Let  $\theta = (\theta_1, \dots, \theta_n)$  be fixed. Let  $\mu \in \mathcal{T}_{\Sigma, n, \theta}$ . The map  $E^r(\mu) : \mathcal{ML}_{\Sigma, n} \rightarrow \mathcal{T}_{\Sigma, n, \theta}$  is proper.*

**Topological arguments.** Once we know that the map  $E^r \cdot (h)$  is a local homeomorphism and that it is proper we can affirm that it is a covering. However we also know that its target space,  $\mathcal{T}_{\Sigma, n, \theta}$ , is simply connected, while its domain,  $\mathcal{ML}_{\Sigma, n}$ , is connected. It follows that  $E^r \cdot (h)$  is a homeomorphism, thus proving Theorem 1.2.

**Parametrization of the space of GHMC AdS spaces.** The proof of Theorem 1.4 then follows directly from Theorem 1.2 using the properties of the boundary of the convex core of GHMC AdS manifolds, already alluded to above.

## 3. BACKGROUND MATERIAL

This section contains a number of important facts which are presumably well-known facts (or close to facts which are well-known), mostly concerning hyperbolic surfaces or AdS manifolds.

**Geodesic laminations on cone surfaces.** It was mentioned in the introduction that the theory of geodesic laminations work well on hyperbolic surfaces with cone singularities, provided that the singular angles are less than  $\pi$ . A key reason for this is that embedded geodesics can not come too close to the singularities.

*Remark 3.1.* There is a decreasing function  $\rho : (0, \pi) \rightarrow \mathbb{R}_+$  as follows. Let  $S$  be a surface with a complete hyperbolic metric with cone singularities, with positive singular curvature, and let  $x$  be one of the singular points, with cone angle  $\theta \in (0, \pi)$ . Then any complete embedded geodesic in  $S$  is at distance at least  $\rho(\theta)$  from  $x$ .

The proof is left to the reader, the basic idea is that, in a neighborhood of  $x$ , the metric on  $S$  is isometric to the metric on a hyperbolic cone of angle  $\theta$  near the vertex. However, in such cones, the geodesics which are too close from the vertex can not be embedded.

**Lemma 3.2.** *Let  $S$  be a closed hyperbolic surface with cone singularities, with angle in  $(0, \pi)$  at the singular points. Let  $S_0$  be the complement of the singular points. Then any lamination in  $S_0$  can be realized as a geodesic lamination for the hyperbolic metric on  $S_0$ .*

*Proof.* Let  $x_1, \dots, x_n$  be the singular points on  $S$ , and let  $g$  be the hyperbolic metric on the complement of the  $x_i$ . It follows for instance from [13] that there exists a one-parameter family of hyperbolic metrics  $(g_t)_{t \in [0, 1]}$  with cone singularities (or cusps) at the  $x_i$  such that  $g_0 = g$  and that  $g_1$  is a complete hyperbolic metric with cusps at the  $x_i$ . Moreover it is possible to demand that the angle at the cone singularities remain in  $(0, \pi - \epsilon)$  for all  $t \in (0, 1)$ , where  $\epsilon$  is some strictly positive constant.

Let  $\lambda$  be a lamination on  $S_0$ . It is well-known (see [4]) that it can be realized uniquely as a lamination which is geodesic for  $g_1$ . Let  $E$  be the set of all  $t \in [0, 1]$  such that, for all  $s \in [t, 1]$ ,  $\lambda$  can be realized uniquely as a geodesic lamination  $\lambda_s$  in  $g_s$ . Then  $E$  is open (because geodesic laminations can be deformed to “follow” a deformation of the underlying hyperbolic metric) and closed by the previous remark. So  $0 \in E$ , which proves the statement.  $\square$

**Particles in AdS manifolds.** The Anti-de Sitter space  $H_1^3$  — called the AdS space here — is a Lorentz space of constant curvature  $-1$ . We only consider it here in dimension 3. It is not simply connected. It can be obtained as the quadric:

$$H_1^3 := \{x \in \mathbb{R}_2^4 \mid \langle x, x \rangle = -1\}$$

in the 4-dimension flat space of signature 2,  $\mathbb{R}_2^4$ , with the induced metric.

There is a useful projective model of the AdS space, obtained by considering the interior of a quadric of signature  $(1, 1)$  in the sphere  $S^3$ , with its “Hilbert metric”. We do not elaborate much here on the geometry of the AdS space and refer the reader to e.g. [10, 8].

An AdS manifold is a manifold locally modeled on the AdS space. We are interested here in AdS cone-manifolds of a special kind, which have “conical” singularities along time-like lines; such singularities will be called “particles”. They have a simple local description. Consider a time-like geodesic  $c$  in the AdS space, and let  $D$  be a domain in  $H_1^3$  bounded by two geodesic time-like half-planes, both bounded by  $c$ , with an angle  $\theta$  between them (the angle is well-defined since  $c$  is supposed to be time-like). There is a natural way to glue isometrically the two half-planes so that the identification is the identity on  $c$ , and we call  $H_{1, \theta}^3$  the resulting space. The complement of  $c$  in  $H_{1, \theta}^3$  is locally modeled on the AdS space — there is no singularity at the gluing — while  $c$  corresponds to a cone singularity with angle  $\theta$ , which is the local model we use for “particles”.

We then define a *AdS manifold with particles* to be a manifold such that the complement of a disjoint union of open curves is endowed with a Lorentz metric, and such that each point has a neighborhood isometric either to an open subset of the AdS space or to a neighborhood of a point of  $c$  in  $H_{1, \theta}^3$ , for some value of  $\theta$  in  $(0, \pi)$ .

Note that by construction the angle  $\theta$  is constant along a “particle”.

**GHMC AdS manifolds with particles.** In the local model described above for the neighborhood of the “particles” there is a natural notion of “horizontal” totally geodesic plane: those are the image, under the gluing construction, of the restriction to  $D$  of the totally geodesic planes orthogonal to  $c$  in  $H_1^3$ . Note that, under the gluing construction, those planes are sent to totally geodesic surfaces, i.e., the intersection of those planes with the two half-planes bounding  $D$  are glued together and no singularity occurs. By construction there is a unique horizontal plane containing each point of  $c$ .

We define a *space-like surface* in  $H_{1, \theta}^3$  to be a surface which:

- intersects the singular set  $c$  at exactly one point  $x$ ,
- is space-like outside  $x$  and locally convex,
- is such that the tangent plane at a sequence of points converging to  $x$  converges to the tangent plane to the (unique) horizontal plane at  $x$ .

In other terms, what we call “space-like surfaces” are really surfaces which, in addition to being “space-like” outside the singular set, are “orthogonal” to the singular set in a natural way.

Returning to an AdS manifold with particles  $M$ , recall that any point in  $M$  has a neighborhood which is isometric to an open set in some  $H_{1,\theta}^3$ , for some  $\theta \in (0, \pi)$ . It is therefore quite natural to define a *space-like* surface in  $M$  as a subset which corresponds, in each of the neighborhoods, to a space-like surface in  $H_{1,\theta}^3$ .

There is also a natural notion of *time-like curves* in AdS manifolds with particles; they are curves which are time-like (in the usual sense) outside the singular set, and which might follow segments of the singular set, but in such a way that any time function is monotonous along them.

**Globally hyperbolic AdS manifolds.** We are now almost ready to define a GHMC AdS manifold with particles. Given an AdS manifold with particles  $M$ , a *Cauchy surface* in  $M$  is a closed, space-like surface such that any inextendible time-like curve in  $M$  intersects  $S$  exactly once.

**Definition 3.3.** Let  $M$  be an AdS manifold with particles. It is **convex globally hyperbolic** (called GH here) if it contains a Cauchy surface which is locally convex. It is **convex globally hyperbolic maximal** (or GHM) if moreover any GH AdS manifold with particles  $M'$  containing a subset isometric to  $M$  is itself isometric to  $M$ .

Note that the condition that the Cauchy surface is locally convex is perhaps not necessary; it is conceivable that all maximal globally hyperbolic AdS manifolds — containing a Cauchy surface which is perhaps not locally convex — actually contain another Cauchy surface which is locally convex. We do not elaborate on this point here and simply assume that this condition is satisfied, since it is necessary in the sequel.

Given an AdS manifold with particles  $M$ , it is possible to “smooth out” the singularities to obtain a Lorentz manifold  $N$  which is very close to  $M$  in the sense that the time-oriented curves are almost the same in  $N$  as in  $M$ . Therefore, one can apply to AdS manifolds with particles the classical results of Geroch [5] concerning global hyperbolicity: an AdS manifold with particles is globally hyperbolic if and only if it has a foliation by Cauchy surfaces, and also if and only if, given two points  $x$  and  $y$ , the intersection of the future cone of  $x$  with the past cone of  $y$  is compact.

It follows that, in a GHM AdS manifold, the intersection between the future cone of a point and the past cone of another point is compact.

#### 4. EARTHQUAKES ON SURFACES WITH PARTICLES

Let  $S$  denote a hyperbolic surface with cone singularities at  $x_1, \dots, x_n$ , with cone angles  $\theta = (\theta_1, \dots, \theta_n) \in (0, \pi)$ .

If  $\lambda$  is a weighted multicurve on  $S$  then *the right earthquake* along  $\lambda$  is the fractional negative Dehn twist along each curve with shear factor equal to the corresponding weight. The corresponding point in  $\mathcal{T}_{\Sigma,n,\theta}$  will be denoted by  $E_\lambda^r(S)$ .

The following proposition ensures that the definition of  $E_\lambda^r(S)$  can be extended by continuity to every measured geodesic lamination.

**Proposition 4.1.** *Let  $(\lambda_k)$  be a sequence of weighted multicurves converging to a measured geodesic lamination  $\lambda$ . Then the sequence  $E_{\lambda_k}^r(S)$  of hyperbolic surfaces with cone singularities is convergent in  $\mathcal{T}_{\Sigma,n,\theta}$ .*

Given a measured geodesic lamination  $\lambda$ , the surface  $E_\lambda^r(S)$  is the limit of  $E_{\lambda_k}^r(S)$ , where  $\lambda_k$  is any sequence of weighted multicurve converging to  $\lambda$ .

**Corollary 4.2.** *The map*

$$\begin{aligned} E^r(S) : \mathcal{ML}_{\Sigma,n} &\rightarrow \mathcal{T}_{\Sigma,n,\theta} \\ \lambda &\mapsto E_\lambda^r(S) \end{aligned}$$

*is continuous.*

The remaining part of this Section will be devoted to prove Proposition 4.1.

Denote by  $\tilde{\Sigma}$  the universal covering of  $\Sigma \setminus \{x_1, \dots, x_n\}$  and by  $dev : \tilde{\Sigma} \rightarrow \mathbb{H}^2$  a developing map of  $S$ .

Given a weighted multicurve  $\lambda$ , let  $\tilde{\lambda}$  be its lifting on  $\tilde{\Sigma}$ .

Given an oriented arc  $c$  in  $\tilde{\Sigma}$  transverse to  $\tilde{\lambda}$ , consider the leaves of  $\tilde{\lambda}$ , say  $l_1, \dots, l_k$ , cutting  $c$ . An orientation is induced on each  $l_i$ , by requiring that at the intersection point with  $c$  a positive tangent vector of  $c$  and a positive tangent vector of  $l_i$  form a positive basis.

For each  $i$ , denote by  $u(l_i, a_i)$  the element of  $PSL(2, \mathbb{R})$ , representing a negative translation along  $dev(l_i)$  with translation length equal to the weight  $a_i$  of  $l_i$ . A simple argument shows that the element

$$u(l_1, a_1) \circ \dots \circ u(l_k, a_k)$$

actually depend only on the endpoints  $x, y$  of  $c$  and will be denoted  $\beta_\lambda(x, y)$ .

In such a way a map

$$\beta_\lambda : \tilde{\Sigma} \times \tilde{\Sigma} \rightarrow PSL(2, \mathbb{R})$$

is defined. Such a map is a  $\pi_1(\Sigma \setminus \{x_1, \dots, x_n\})$ -invariant  $PSL(2, \mathbb{R})$ -valued cocycle, that is

1.  $\beta_\lambda(x, y) \circ \beta_\lambda(y, z) = \beta_\lambda(x, z)$
2.  $\beta_\lambda(\gamma x, \gamma y) = h(\gamma) \beta_\lambda(x, y) h(\gamma)^{-1}$

where  $h : \pi_1(\Sigma \setminus \{x_1, \dots, x_n\}) \rightarrow PSL(2, \mathbb{R})$  is the holonomy representation of  $S$ .

Moreover, given a point  $x_0 \in \tilde{\Sigma} \setminus \tilde{\lambda}$  the map

$$\begin{aligned} dev_\lambda : \tilde{\Sigma} &\rightarrow \mathbb{H}^2 \\ x &\mapsto \beta_\lambda(x, x_0) dev(x) \end{aligned}$$

is a developing map for  $E_\lambda^r(S)$  and

$$\begin{aligned} h_\lambda : \pi_1(\Sigma \setminus \{x_1, \dots, x_n\}) &\rightarrow PSL(2, \mathbb{R}) \\ \gamma &\mapsto \beta_\lambda(\gamma x_0, x_0) \circ h(\gamma) \end{aligned}$$

is the corresponding holonomy representation.

To prove Proposition 4.1 it is sufficient to show that for a sequence  $\lambda_n$  of weighted multicurves converging to a measured geodesic lamination  $\lambda$ , the sequence  $dev_{\lambda_n}$  converges to a developing map. This fact is an easy consequence of the following Lemma.

**Lemma 4.3.** *If  $\lambda_k$  is a convergent sequence of weighted multicurves then  $\beta_{\lambda_k}$  converges to a  $\pi_1(\Sigma \setminus \{x_1, \dots, x_n\})$ -invariant  $PSL(2, \mathbb{R})$ -valued cocycle.*

*Proof.* Since  $\beta_{\lambda_k}$  are cocycles it is sufficient to prove that  $\beta_{\lambda_k}(x, y)$  converges if a geodesic segment  $c$  joins  $x$  to  $y$ .

The proof is based on the following Lemma.

**Lemma 4.4.** *Let  $c$  be a geodesic arc in  $S$  joining two leaves  $l_1, l_2$  of  $\lambda$ . Then there exists a geodesic arc  $c'$  that satisfies the following properties:*

1. *It is homotopic to  $c$  through a family of arcs joining  $l_1$  to  $l_2$  in  $S \setminus \{x_1, \dots, x_n\}$ .*
2. *It is orthogonal to both  $l_1$  and  $l_2$ .*

The proof of this lemma will be postponed until the end of this proof. An easy consequence of Lemma 4.4 is that two leaves  $l$  and  $l'$  of  $\tilde{\lambda}$  cutting  $c$  are sent by  $dev$  to disjoint geodesics.

Take a partition of  $c$  in segments  $c_1, \dots, c_N$  with endpoints  $x_i, x_{i+1}$  such that the length of each  $c_i$  is less than  $\varepsilon$ . For every  $k > 0$  and  $i = 1, \dots, N$  denote by  $u_{k,i} = \beta_{\lambda_k}(x_i, x_{i+1})$ ,  $m_{k,i}$  the mass of  $c_i$  with respect to  $\lambda_k$  and  $l_{k,i}$  a leaf of  $\lambda_k$  meeting  $c_i$ . If  $\varepsilon$  is sufficiently small there exists a constant  $C$  such that

$$\|u_{k,i} - u(l_{k,i}, m_{k,i})\| \leq C \varepsilon m_{k,i}$$

(the norm we consider is the operatorial norm of  $PSL(2, \mathbb{R})$  and the inequality is a consequence of the fact that  $dev$  sends leaves of  $\tilde{\lambda}$  cutting  $c$  to disjoint geodesics, see Chapter 3 of [3]).

If  $c_i$  intersects  $\tilde{\lambda}$  then choose a leaf  $l_i$  of  $\tilde{\lambda}$  and  $l_{k,i}$  can be chosen converging to  $l_i$  as  $k \rightarrow +\infty$ . It follows that up to changing  $C$

$$\|u_{k,i} - u(l_i, m_{k,i})\| \leq C \varepsilon m_{k,i}.$$

Since  $\beta_{\lambda_k}(x, y) = u_{k,1} \circ \dots \circ u_{k,N}$  and  $u_{k,i}$ 's runs in a compact set of  $PSL(2, \mathbb{R})$ , there exists a constant  $C'$  such that

$$\|\beta_{\lambda_k}(x, y) - \beta_{\lambda_h}(x, y)\| \leq C' \sum_{i=1}^N \|u_{k,i} - u_{h,i}\|.$$

Now if  $c_i$  intersects  $\tilde{\lambda}$  then

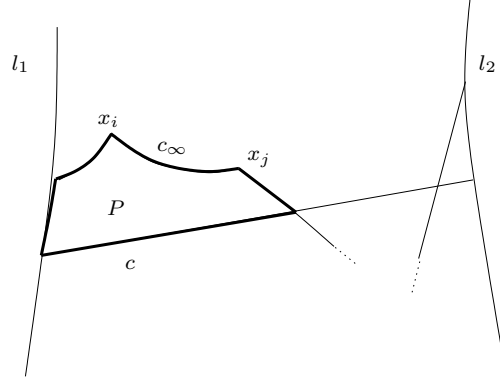
$$\|u_{k,i} - u_{h,i}\| \leq C \varepsilon (m_{k,i} + m_{h,i}) + C'' |m_{k,i} - m_{h,i}|$$

otherwise

$$\|u_{k,i} - u_{h,i}\| \leq C \varepsilon (m_{k,i} + m_{h,i}) + C'' (m_{k,i} + m_{h,i})$$

If  $A$  denotes the union of  $c_i$ 's that does not meet  $\tilde{\lambda}$  then we get

$$\|\beta_{\lambda_k}(x, y) - \beta_{\lambda_h}(x, y)\| \leq K(\varepsilon(\tilde{\lambda}_k(c) + \tilde{\lambda}_h(c)) + \sum_{i=1}^N |m_{k,i} - m_{h,i}| + \tilde{\lambda}_k(A) + \tilde{\lambda}_h(A))$$



for some  $K > 0$ . Since  $\tilde{\lambda}_k \rightarrow \tilde{\lambda}$  as  $k \rightarrow +\infty$  and since the mass of  $A$  with respect to  $\tilde{\lambda}$  is 0 by definition, it follows that  $\beta_{\lambda_k}(x, y)$  is a Cauchy sequence.  $\square$

*Proof of Lemma 4.4.* Consider the family  $\mathcal{S}$  of arcs in  $S \setminus \{x_1, \dots, x_n\}$  homotopic to  $c$  through arcs joining  $l_1$  to  $l_2$  and avoiding the singularities.

Consider a sequence  $c_k \in \mathcal{S}$  minimizing the length. The sequence  $c_k$  converges to an arc  $c_\infty$  in  $S$ . If  $c_\infty$  avoids the singularities then it is clear that it belongs to  $\mathcal{S}$ . Moreover, by standard variational arguments, it is geodesic and orthogonal to both  $l_1$  and  $l_2$ .

Suppose by contradiction that  $c_\infty$  intersects some singularity. Then it is not difficult to see that it is piecewise geodesic with vertices at singular points. Since it is homotopic to  $c$  there exists an embedded hyperbolic polygon  $P$  whose boundary is contained in  $c \cup c' \cup l_1 \cup l_2$ . Moreover, at least one vertex of this polygon can be supposed to lie on a singular point. Since the cone angles are less than  $\pi$ ,  $P$  is convex. It follows that the length of  $c'$  can be shortened.  $\square$

## 5. CONVEX SUBSETS IN ADS MANIFOLDS WITH PARTICLES

**Globally hyperbolic convex subsets.** Let  $M$  be an AdS manifold with particles. We are interested in convex subsets in  $M$ , and in particular in the “convex core” which will be defined below. This convex core always contains a closed space-like surface, and this is also the case of many (perhaps all) convex subsets. For technical reasons, we are lead to include this property in the definition of convex subsets, so that we consider here “globally hyperbolic” convex subsets.

**Definition 5.1.** Let  $\Omega$  be a non-empty, connected subset of  $M$ . It is *GH convex* if:

- $\Omega$  contains a closed, space-like surface  $S$ ,
- $\Omega$  has a space-like, locally convex boundary.

It follows from the considerations made below that this definition is equivalent to a “global” definition: any geodesic segment in  $M$ , with endpoints in  $\Omega$ , is actually contained in  $\Omega$ . However the definition given here is more convenient here. We will often write “convex” instead of “GH convex”, hoping that it does not confuse the reader.

**Convex GHM AdS manifolds contain a compact GH convex subset.** The reason why we consider only *convex* GHM manifolds is that they always contain a compact, GH convex subset. This will be used below to show that they actually contain a smallest such convex subset, their “convex core”.

*Remark 5.2.* Suppose that  $M$  contains a closed, space-like, locally convex surface  $S_0$ . Then  $M$  contains another such surface, arbitrarily close to  $S_0$ , which in addition is smooth.

*Proof.* For each  $\epsilon > 0$ , let  $S_\epsilon$  be the set of points at distance  $\epsilon$  from  $S_0$  on its concave side. Then  $S_\epsilon$  is not only convex, but it is uniformly convex (its principal curvatures are bounded from below by a positive constant depending on  $\epsilon$ ), because the set of points at distance  $\epsilon$  from a geodesic plane in  $AdS_3$  is uniformly strictly convex (actually even umbilic). So smoothing  $S_\epsilon$  yields a surface  $S$  as needed.  $\square$

**Lemma 5.3.** *Let  $M$  be a convex GHM AdS manifold with particles. Then  $M$  contains a compact, GH convex subset.*

*Proof.* By definition of a convex GHM manifold,  $M$  contains a closed, space-like, locally convex surface  $S_0$  which is orthogonal to the particles. By the previous remark  $M$  also contains a close, space-like, locally convex surface  $S$ , which in addition is smooth.

Let  $I$  and  $B$  be the induced metric and shape operator of  $S$ , respectively. Consider the manifold  $S \times [0, \pi/2]$  with the metric:

$$G_S := -dt^2 + I((\cos(t)E + \sin(t)B)\cdot, (\cos(t)E + \sin(t)B)\cdot) ,$$

where  $t$  is the coordinate in  $[0, \pi/2]$  and  $E$  is the identity morphism on  $TS$ . A simple computation shows that the metric  $g_S$  is locally modeled on  $H_1^3$  — except at the points which project to singular points of  $S$ , where there are of course cone singularities. Also by construction (and because  $M$  is maximal),  $(S \times [0, \pi/2], g_S)$  embeds isometrically into  $M$ , with the surface  $S \times \{t\}$  sent to the set of points at distance  $t$  from  $S$  on the convex side. Finally note that  $(S \times [0, \pi/2], g_S)$  has locally convex boundary, and that its shape operator at  $t = \pi/2$  is simply  $B^{-1}$ . So the image of  $S \times [0, \pi/2]$  in  $M$  is a GH convex subset which is compact, as required.  $\square$

**The distance to a convex subset is bounded.** Another key property of GHM AdS manifolds is that the distance from a GH convex subset to the boundary is always less than  $\pi/2$ .

**Lemma 5.4.** *Let  $M$  be a convex GHM AdS manifold, and let  $K$  be a GH convex, compact subset of  $M$ . For each  $x \in M \setminus K$ , the maximal time-like geodesic segment(s) joining  $x$  to  $K$  has (have) length less than  $\pi/2$ .*

The proof is based on a simple proposition concerning the closest point projection on a convex subset in an AdS manifold. We call  $\exp_K$  the normal exponential map, which is defined on the unit normal bundle of  $\partial K$  (the set of tangent vectors to  $M$  at points of  $\partial K$  which are orthogonal to a support plane of  $K$ ), and  $\exp_K^r$  the restriction to the set of vectors of norm equal to  $r$ .

**Proposition 5.5.** *Let  $M$  be a GHM AdS manifold, and let  $K$  be a GH convex subset of  $M$ . Let  $x \in M \setminus K$  be at distance less than  $\pi/2$  from  $K$ .*

- (1) *There exists a (time-like) geodesic segment  $\gamma$  which has maximal length going from  $x$  to  $\partial K$ , which connects  $x$  to a point  $y \in \partial K$ . Let  $r$  be its length.*
- (2)  *$\partial K$  is  $C^{1,1}$  smooth at  $y$ , with principal curvatures bounded from below, and its shape operator  $B$  is such that  $\cos(r)E - \sin(r)B$  is non-negative.*
- (3) *Let  $P$  be the support plane of  $K$  at  $y$ , let  $\Pi' : T_y M \rightarrow T_x M$  be the parallel transport along  $\gamma$ , and let  $\Pi$  be its restriction from  $P$  to its image. Then the map  $\Pi^{-1} \circ d\exp_K^r : P \rightarrow P$  is equal to:*

$$\Pi^{-1} \circ d\exp_K^r = \cos(r)E - \sin(r)B .$$

*Proof.* We suppose without loss of generality that  $x$  is in the future of  $K$ . Since  $M$  is GH and  $K$  contains a Cauchy surface, any past-oriented time-like curve starting from  $x$  intersects  $K$ . In particular this holds for all time-like geodesics, so a simple compactness argument based on the time cone of  $x$  shows that there exists a time-like geodesic segment of maximal length connecting  $x$  to  $K$ . This segment is not necessarily unique.

For point (2) note first that, since  $\gamma$  has maximal length, the plane  $P$  orthogonal to  $\gamma$  at  $y$  is a support plane of  $K$ . Since  $r < \pi/2$ , each point  $z$  of  $P$  in a small neighborhood of  $y$  is connected to  $x$  by a unique maximizing geodesic, and the Hessian of the distance to  $x$  on  $P$  is equal to  $-\cotan(r)I$ , where  $I$  is the induced metric on  $P$ .

Suppose now (as a first step) that  $\partial K$  is smooth at  $x$ . Then, again because  $r < \pi/2$ , any point in  $\partial K$  close enough to  $y$  is connected to  $x$  by a unique maximizing geodesic, and the Hessian of the distance to  $x$  on  $\partial K$  is the same as on  $P$  except for an additional term involving the second fundamental form:

$$\text{Hess}(r) = -\cotan(r)I + \text{II} .$$

Since  $y$  is a point where  $r$  has a maximum,  $-\cotan(r)I + \text{II}$  is negative semi-definite, which means precisely that  $\cos(r)E - \sin(r)B$  is non-negative.

This argument — along with the convexity of  $K$  — shows that  $\partial K$  has to be  $C^{1,1}$  smooth at  $y$ , with bounded principal curvatures satisfying the inequality in point (2).

For point (3) consider a geodesic segment  $\gamma : [0, r] \rightarrow \text{AdS}_3$ , and let  $u$  be a unit vector field along  $\gamma([0, r])$  which is parallel and orthogonal to  $\gamma([0, r])$ . For all  $v, w \in \mathbb{R}$  there is a unique Jacobi field  $Y$  along  $\gamma([0, r])$  with  $Y(0) = vu$  and  $Y'(0) = wu$ , it is equal to  $Y(s) = (v \cos(s) + w \sin(s))u$  at  $\gamma(r)$ ,  $0 \leq s \leq r$ . We can apply this computation with  $u$  equal to a principal vector at  $x$ ,  $v = 1$ , and  $w$  equal to the principal curvature corresponding to  $x$ , this yields point (3).  $\square$

*Proof of Lemma 5.4.* We suppose again, still without loss of generality, that  $x$  is in the future of  $K$ .

The first point is that there exists a space-like curve  $c : [0, L] \rightarrow M$  which begins on  $\partial K$  and ends at  $x$ . This follows again from the global hyperbolicity of  $M$ ; since every past-directed time-like and light-like curve starting from  $x$  intersects  $K$ , it is also true for some space-like curves starting from  $x$ .



Consider the distance to  $K$ , it is a function, which we still call  $r$ , defined in  $M \setminus K$ . We suppose (by contradiction) that  $x = c(L)$  is at distance at least  $\pi/2$  from  $K$ , and let  $t_0$  be the minimum of all  $t \in [0, L]$  for which  $c(t)$  is at distance at least  $\pi/2$  from  $K$ .

The function  $r$  is continuous but not  $C^1$ , since there are points which are joined to  $K$  by two maximizing (time-like) geodesic segments. However this function  $r$  is almost everywhere  $C^1$ . It follows that it is possible to choose a “generic” space-like curve  $c$ , which intersects the points where  $r$  is not  $C^1$  on a set  $E$  of measure 0, so that  $r$  is continuous and, for  $s \notin E$ ,  $r$  is  $C^1$  at  $s$  and there is a maximizing segment between  $c(s)$  and  $K$ . At such points, we call  $\pi(s)$  the endpoint on  $\partial K$  of the maximizing curve between  $x$  and  $K$ .

So  $\pi : [0, t_0] \rightarrow \partial K$  is well-defined and continuous except on  $E$ , and it is Lipschitz on the complement of  $E$ ; its derivative  $\pi'(s)$  is defined almost everywhere. We now suppose that  $c$  is parametrized in such a way that  $\pi$  is parametrized at speed 1 on the complement of  $E$ .

It follows from point (3) of the previous proposition that for  $s \notin E$  the norm of the image of  $\pi'(s)$  by the map  $\exp_K^{r(s)}$  is equal to  $\|(\cos(r)E - \sin(r)B)\pi'(s)\|$ , so that (using point (2) of the proposition) it is bounded by  $\cos(r)$ . But this vector is the “horizontal” component of  $c'(s)$  (its projection on the kernel of  $dr$  in  $T_{c(s)}M$ ). Since  $c$  is space-like, it follows that  $|(r \circ c)'(s)| \leq \cos(r)$ . So the function  $r \circ c$  is well-defined on  $[0, t_0]$ , continuous, and it is a solution outside  $E$  of the differential inequality:  $y'(s) \leq \cos(y(s))$ , with  $y(0) = 0$  by definition of  $c$ . It follows quite directly that  $y(t_0) < \pi/2$ , which contradicts the definition of  $t_0$ . This shows that  $x$  is at distance less than  $\pi/2$  from  $K$ , as announced.  $\square$

**The existence of the convex core.** It is now possible, using in particular Lemma 5.4, to show that the intersection between two GH convex subsets of  $M$  is itself non-empty and GH convex. This is a key point in proving the existence of a “convex core” in  $M$ .

**Lemma 5.6.** *Let  $\Omega, \Omega'$  be two GH convex subsets of  $M$ . Then  $\Omega \cap \Omega'$  is non-empty and GH convex.*

*Proof.* Suppose that this is not the case, then there is a connected domain  $D$  in  $M \setminus (\Omega \cup \Omega')$  which is in the future of one of the sets and in the past of the others. We suppose (without loss of generality) that  $D$  is in the future of  $\Omega$  and in the past of  $\Omega'$ . Let:

$$dD := \partial D \cap \partial \Omega, \quad d'D := \partial D \cap \partial \Omega'.$$

Then both  $dD$  and  $d'D$  are locally convex, space-like surfaces, and they have the same boundary (which could be empty). Moreover they are both orthogonal to the singular lines that they intersect.

Clearly any future-oriented time-like geodesic segment starting from  $dD$  and orthogonal to it is disjoint from the singular locus of  $M$  — because  $dD$  is orthogonal to the singular locus and convex — and it has to intersect  $d'D$ . Conversely, past-oriented time-like geodesic segments starting from  $d'D$  and orthogonal to it have to intersect  $dD$ . It follows that the function  $r : dD \times d'D \rightarrow \mathbb{R}_{>0}$  sending two points to their “time-like” length has a maximum, corresponding to a time-like geodesic segment  $\gamma$  going from  $dD$  to  $d'D$ .

Let  $x$  and  $y$ , respectively, be the intersection points of  $\gamma$  with  $dD$  and with  $d'D$ . Let  $P$  be the plane orthogonal to  $\gamma$  at  $x$ , and let  $P'$  be the plane orthogonal to  $\gamma$  at  $y$ . Clearly  $P$  and  $P'$  are support planes of  $\Omega$  and  $\Omega'$ , respectively.

For each point  $z \in P$  in a neighborhood of  $x$  in  $P$ , we call  $h(z)$  the length of the geodesic segment  $\gamma_z$  starting from  $z$ , orthogonal to  $P$ , and ending on  $P'$ . A simple computation shows that the Hessian of  $h$  at  $x$  is equal to  $\tan(r)I$ , where  $r$  is the length of  $\gamma$  and  $I$  is the induced metric on  $P$ . In particular this Hessian is positive definite at  $x$ .

Now consider the length  $l(z)$  of the segment between  $dD$  and  $d'D$  of the geodesic extending  $\gamma_z$ , still as a function of  $z$ . This function is larger than  $h$ , and is equal to  $r$  at  $z = x$ . Since the Hessian of  $h$  is positive definite at  $x$ ,  $l$  also has a local minimum at  $x$ , and this contradicts the definition of  $\gamma$  as realizing the maximum of the distance between  $dD$  and  $d'D$ . This proves that there is no domain  $D$  as supposed, and therefore that  $\Omega \cap \Omega'$  is non-empty and GH convex.  $\square$

It follows from the previous lemma and from Lemma 5.3 that  $M$  contains a minimal GH convex subset.

**Lemma 5.7.** *Let  $M$  be a GHMC AdS manifold, then  $M$  contains a non-empty GH convex subset  $C(M)$  which is minimal: any non-empty GH convex subset  $\Omega$  in  $M$  contains  $C(M)$ .*

*Proof.* We already know that  $M$  contains a GH convex subset (Lemma 5.3) and that the intersection of two GH convex subsets is GH convex. We can therefore consider the intersection  $K$  of all GH convex subsets in  $M$ , it is clear that it intersects all time-like curves in  $M$  and that it has locally convex boundary. The only point that remains to prove is that it has space-like boundary, since a limit of space-like surfaces could a priori be

light-like. We do the proof here for the future boundary of  $K$ , denoted by  $\partial_+ K$ , the same argument applies with obvious changes to the past boundary  $\partial_- K$ .

The first point is that there exists a space-like surface  $S_-$  which is in the past of  $\partial_- K$ , and which is locally convex (in such a way that its future region has locally convex boundary). This follows from the construction made in the proof of Lemma 5.3. Moreover, the definition of  $K$  shows that all points of  $\partial_+ K$  are at distance less than  $\pi/2$  from  $S_-$ , i.e., they are connected to  $S_-$  by a maximal time-like geodesic segment of length less than  $\pi/2$ .

Let  $\Omega$  be the set of points at distance less than  $\pi/2$  in the future of  $S_-$ . We consider the function  $u$  defined, on  $\Omega$ , as the sine of the distance to  $S_-$ . Note that the distance function to a convex space-like surface, considered on the side which is convex, is smooth (as long as this distance is less than  $\pi/2$ ) so  $u$  is a smooth function on  $\Omega$ . Moreover it satisfies the equation:

$$\text{Hess}(u) \leq ug ,$$

where  $g$  is the AdS metric on  $M$ . To check this equation note that it is satisfied (and is actually an equality) if  $S_-$  is totally geodesic. If  $x \in \Omega$  and if  $v \in T_x \Omega$  is the direction of the maximal geodesic segment from  $x$  to  $S_-$ , the Hessian of  $u$  behaves on  $\mathbb{R}v$  as the Hessian of the distance to a geodesic plane, and on the plane orthogonal to  $v$  it is smaller since  $S_-$  is convex.

Now suppose that there exists a point  $x \in \partial_+ K$  where  $\partial_+ K$  is light-like. Then, since  $\partial_+ K$  is convex, there exists a light-like past-oriented geodesic ray  $\gamma$  contained in a support plane of  $\partial_+ K$  at  $x$ . Let  $(\gamma_k)$  be a sequence of space-like geodesic rays converging to  $\gamma$ , parametrized at unit speed. Then

$$\lim_{k \rightarrow \infty} (u \circ \gamma_k)'(0) = -\infty ,$$

and  $(u \circ \gamma_k)'' \leq u \circ \gamma_k$  by the estimate on the Hessian of  $u$ . Therefore, for  $k$  large enough,  $\gamma_k$  intersects  $S_-$  at time  $t_k$ , with  $\lim_{k \rightarrow \infty} t_k = 0$ . It follows that  $\gamma$  intersects  $S_-$ , this contradicts the convexity of  $\partial_+ K$ .  $\square$

As for non-singular AdS manifolds, we call  $C(M)$  the *convex core* of  $M$ .

**The geometry of the convex core.** The boundary of the convex core of a GHM AdS manifold with particles shares all the important properties of the boundary of a non-singular GHM AdS manifold (as studied in [8]), which are also the same as for quasi-Fuchsian hyperbolic manifolds (including those with particles as in [7, 9]).

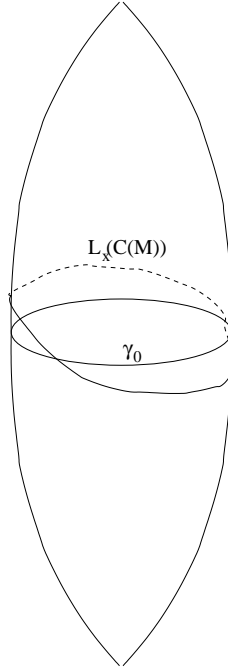
**Lemma 5.8.** *Let  $M$  be a convex GHM AdS manifold with particles. The boundary of its convex core is the disjoint union of two space-like surfaces. Each is a “pleated” surface which is orthogonal to the “particles”. Its induced metric is hyperbolic, with cone singularities at the intersections with the particles, of angle equal to the angle of  $M$  at the corresponding singular lines. The support of its bending lamination is at finite distance from the cone points.*

*Proof.* By construction,  $\partial C(M)$  is convex and “minimal”, it follows that it is ruled — any point is contained either in a geodesic or in an ideal triangle contained in  $\partial C(M)$ . So, by the same arguments as in the hyperbolic case (see [11]) it is developable, i.e., its induced metric is hyperbolic, and it is “bent” along a measured geodesic lamination.

To show that it is orthogonal to the singular locus of  $M$ , let  $x \in \partial C(M)$  be a point contained in a singular curve of  $M$ . We consider the link  $L_x(M)$  of  $M$  at  $x$  (the set of geodesic rays in  $M$  starting from  $x$ , with the natural angular metric). It is a (real) projective surface with two singular points. It is also endowed naturally with a “distance”, coming from the angles between the geodesic rays starting from  $x$ , which is locally modeled on the de Sitter plane for space-like rays, and on the hyperbolic plane for the time-like rays (except the two rays which follow the singular line of  $M$  containing  $x$ ).  $L_x(M)$  also contains a closed curve  $\gamma_0$ , which is the union of rays orthogonal to the singular line containing  $x$ , which is geodesic for the metric just described (and a line for the real projective structure on  $L_x(M)$ ). We call  $h$  the oriented distance to  $\gamma_0$  (i.e., the length of the maximal geodesic connecting a point to  $\gamma_0$ ), with a plus sign if this segment is past-oriented, and a minus sign if it is future-oriented). It is well-defined on the “de Sitter” part of  $L_x(M)$  (corresponding to the space-like rays).

In  $L_x(M)$  we consider the link  $L_x(C(M))$  of  $C(M)$  at  $x$ , namely, the set of geodesic rays starting from  $x$  for which a neighborhood of  $x$  is contained in  $C(M)$ . Since  $\partial C(M)$  is space-like,  $\partial L_x(C(M))$  is a space-like curve contained in the “de Sitter” part of  $L_x(M)$ . It follows from the convexity of  $C(M)$  that  $\partial L_x(C(M))$  is a locally convex curve.

Let  $y$  be point of  $\partial L_x(C(M))$  where  $h$  attains its minimum. Then there is a geodesic segment  $\gamma_y$  in  $L_x(M)$  containing  $y$ , which is a support line of  $\partial L_x(C(M))$  at  $y$ , and such that the restriction of  $h$  to  $y$  is extremal at  $y$ . Considering the geometry of  $L_x(M)$  shows that there is a maximal extension of  $\gamma_y$  as an embedded curve in  $L_x(M)$  which is symmetric with respect to  $y$  (it has the same length on both sides of  $y$ ).


 FIGURE 1. The link of  $C(M)$  at a singular point.

The fact that the cone angle of  $M$  at the line containing  $x$  is less than  $\pi$  then shows that the restriction of  $h$  to  $\gamma_y$  is everywhere positive, and that it has a maximum at  $y$ . However the convexity of  $\partial L_x(C(M))$  shows that it is “below”  $\gamma_y$ : any geodesic orthogonal to  $\gamma_0$  intersects  $\gamma_y$  and  $\partial L_x(C(M))$  once, and the value of  $h$  at the intersection with  $\gamma_y$  is bigger than the value of  $h$  at the intersections with  $\partial L_x(C(M))$ .

This already shows that  $h(y)$  can not be positive, otherwise the restriction of  $h$  to  $\partial L_x(C(M))$  would have a strict maximum at  $y$ , contradicting the definition of  $y$ . The same argument shows that if  $h(y) = 0$  then  $h = 0$  everywhere on  $\partial L_x(C(M))$ , i.e.,  $\partial L_x(C(M)) = \gamma_0$ .

But  $h(y)$  can not be negative, otherwise  $h$  would be negative everywhere on  $\gamma_y$ , and therefore on  $\partial L_x(C(M))$ . This would mean that any plane intersecting the singular line containing  $x$  orthogonally a little “below”  $x$  would cut a small cone off  $C(M)$ , leaving a piece of  $C(M)$  which would remain GH convex and thus contradicting the definition of  $C(M)$  as a minimal GH convex set.

So the only possibility is that  $\partial L_x(C(M)) = \gamma_0$ , so that  $\partial C(M)$  is orthogonal at  $x$  to the singular locus of  $M$ .

A direct consequence of this orthogonality is that the induced metric on  $\partial C(M)$  has cone singularities at the intersection of  $\partial C(M)$  with the singular curves of  $M$ , and that the cone angles at that points are the same as the cone angles at the corresponding singular lines of  $M$ .

This also shows that no leave of the bending lamination of  $\partial C(M)$  can go through  $x$ , since otherwise  $\partial L_x(C(M))$  could not be geodesic. So the leaves of the bending lamination are embedded geodesics (for the induced metric on  $\partial C(M)$ ), and the fact that the cone angle at  $x$  is strictly less than  $\pi$  then implies that those geodesics can not enter a ball centered at  $x$  (of radius depending on the cone angle at  $x$ ).  $\square$

Note that the arguments given here are almost the same as for the corresponding hyperbolic setting, as in the appendix of [9]. Note also that the condition that the cone angles at the singularities are less than  $\pi$  seems to be really necessary to insure that the boundary of the convex core is orthogonal to the singular lines. An interesting example can be found in [2], it has “particles” with cone angles equal to  $\pi$  and it seems that the boundary of the convex core is not “orthogonal” to those particles, and that it is bent along a geodesic segment joining its intersections with the two singular lines.

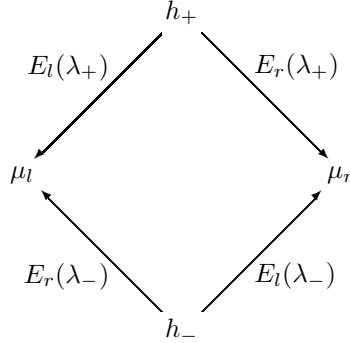
**From the convex core to earthquakes.** There is an important relation between convex pleated surfaces in GHMC AdS manifolds and earthquakes on hyperbolic surfaces, which was discovered by Mess [8]. It can be stated in the convex of GHMC AdS manifolds with particles as follows.

**Lemma 5.9.** *Let  $M$  be a GHM AdS manifold with particles. Let  $h_+, h_-$  be the induced metrics on the upper and lower boundaries of the convex core, let  $\lambda_+, \lambda_-$  be the measured bending lamination of those upper and lower*

boundary components, and let  $\mu_l, \mu_r$  be the right and left hyperbolic metrics. Then

$$\mu_l = E_l(\lambda_+)(h_+) = E_r(\lambda_-)(h_-) , \quad \mu_r = E_l(\lambda_-)(h_-) = E_r(\lambda_+)(h_+) .$$

It follows that  $\mu_l = E_l(2\lambda_+)(\mu_r) = E_r(2\lambda_-)(\mu_r)$ .



A proof can be found in [7], it is based on local arguments so that the presence of cone singularities has basically no influence. This is also mostly close to the arguments given by Mess [8] in the non-singular case, although more use was made there of the representation of the fundamental group of the manifold (which can be tricky when there are “particles”).

### Reconstruction from the boundary of the convex core.

**Definition 5.10.** A convex **pleated surface** in  $M$  is a closed, convex, space-like surface,  $S$  orthogonal to the singular locus of  $M$ , which is ruled: for any point  $x \in S$ , other than in the singular set of  $M$ ,  $x$  is contained in the interior either of a geodesic segment of  $M$  contained in  $S$ , or of a geodesic disk contained in  $S$ .

A pleated surface is the union of disjoint totally geodesic pieces, which are either complete space-like geodesics in  $M$ , or open domains which are space-like and totally geodesic in  $M$ , with geodesic boundary.

**Lemma 5.11.** *Let  $M$  be a GHM AdS manifold with particles. The only convex pleated surfaces in  $M$  are the future and past boundary components of the convex core.*

*Proof.* Let  $S$  be a convex pleated surface in  $M$ , with bounding a convex domain in its past. An argument in the proof of Lemma 5.3 shows that  $S$  is the future boundary of a GH convex subset of  $M$ , it follows that  $S$  is contained in the future of the future boundary of the convex core of  $M$ ,  $\partial_+ C(M)$ . Moreover Proposition 5.5 shows that any point of  $S$  is at distance less than  $\pi/2$  from  $\partial_+ C(M)$ . We suppose (by contradiction) that  $S$  is not equal to  $\partial_+ C(M)$ .

Consider the function  $u$  defined in the future of  $\partial_+ C(M)$  as the sine of the distance to  $\partial_+ C(M)$ . We have already seen that  $u$  is continuous. Moreover, for almost all  $x$  in the future of  $\partial_+ C(M)$ , there is a neighborhood of  $x$  in which all points are connected to  $\partial_+ C(M)$  by a unique maximal geodesic. When the endpoint of that geodesic segment on  $\partial_+ C(M)$  is outside the bending lamination,  $u$  is then a solution of  $\text{Hess}(u) = ug$ , where  $g$  is the AdS metric on  $M$ .

Given a space-like geodesic segment  $\gamma : [-r, r] \rightarrow M$  parametrized at unit speed in the future of  $\partial_+ C(M)$ , the function  $y = u \circ \gamma$  is continuous, satisfies  $y'' = y$  at points where  $u$  is smooth, and its derivative has a positive jump at points  $s$  such that  $\gamma(s)$  is connected to  $\partial_+ C(M)$  by more than one maximal geodesic segment. So  $y$  satisfies  $y'' \geq y$  in a distributional sense.

Let's return to the context described above, with  $x$  a point of  $S$  where the distance to  $\partial_+ C(M)$  is positive. Since  $S$  is a convex pleated surface, it is ruled, so we can choose  $\gamma$  so that its image is contained in  $S$  and that  $\gamma(0) = x$ . Then the restriction of  $u$  to  $\gamma$  can not have a local maximum at  $x$ , which provides a contradiction.  $\square$

**Lemma 5.12.** *Let  $h$  be a hyperbolic metric with cone singularities (of angles  $\theta_1, \dots, \theta_n \in (0, \pi)$ ) on  $S$ , and let  $\lambda$  be a measured bending lamination in the complement of the cone points. There is a unique GHM AdS metric with particles on  $S \times (0, 1)$  such that  $h$  and  $\lambda$  are the induced metric and measured bending lamination on the future boundary of the convex core.*

*Proof.* The hyperbolic metric  $h$  and the measured lamination  $\lambda$  determine an isometric embedding of the universal cover of the complement of the cone points in  $S$  into  $AdS_3$  which is equivariant under an action of the fundamental group  $\Gamma$  of the complement of the cone points in  $S$ .

Consider the normal exponential map of  $S$  towards the convex side of  $S$ . It is the map:

$$G : U^1 NS \times (0, \pi/2) \rightarrow M .$$

Here  $U^1 NS$  is the normal bundle of  $S$ , i.e., the set of unit vectors at points of  $S$  for which the oriented orthogonal plane is a support plane of  $S$ . The map is defined by sending  $(n, t)$ , where  $n$  is a unit vector at  $x \in S$ , to  $\exp_x(tn)$ , where  $\exp_x$  is the exponential map at  $x$ .

The convexity of  $S$  then shows that this map is locally injective on  $S \times (0, \pi/2)$ . So this map can be used to pull back the AdS metric to a locally AdS metric on  $S \times (0, \pi/2)$ , with cone singularities at the lines  $x \times (0, \pi/2)$ , where  $x$  is a cone point of  $S$ . This shows that  $S$  has an embedding into an AdS manifold  $N$  with image a convex pleated surface with induced metric  $h$  and measured pleating lamination  $\lambda$ . By definition  $N$  is contained in a GHMC AdS manifold  $M$ , also containing a pleated surface with induced metric  $h$  and measured pleating lamination  $\lambda$ .

In addition, Lemma 5.11 shows that  $S$  can only be a connected component of the convex core of  $M$ . Since a GHMC AdS manifold is obviously determined by the future boundary of its convex core, the lemma follows.  $\square$

**Reconstructing a GHMC AdS manifold from its convex core.** The arguments developed above show that, given the convex core of a GHMC AdS manifold  $M$ , it is possible to understand the global geometry of  $M$  in a simple way. This is an immediate extension of statements already well-known in the non-singular case, see [1].

**Lemma 5.13.** *Let  $M$  be a GHM AdS manifold with particles, which is topologically  $\Sigma \times (0, 1)$ , with cone angles  $\theta_1, \dots, \theta_n \in (0, \pi)$ . Let  $\Omega_+$  be the set of points at distance at most  $\pi/2$  in the past of the future boundary of the convex core, and let  $\Omega_-$  be the set of points at distance at most  $\pi/2$  in the future of the past boundary of the convex core. Then*

$$M = \Omega_+ \cup \Omega_- , \quad \Omega_+ \cap \Omega_- = C(M) .$$

Moreover,

$$\text{Vol}(M) + \text{Vol}(C(M)) = \frac{\pi}{2} \left( 2\pi\chi(\Sigma) + \sum_{i=1}^n (2\pi - \theta_i) \right) + \frac{L(\lambda)}{2} ,$$

where  $\lambda$  is the measured bending lamination of the boundary of the convex core and  $L(\lambda)$  is its length.

Note that the quantity  $2\pi\chi(\Sigma) + \sum_{i=1}^n (2\pi - \theta_i)$  is  $2\pi$  times a natural ‘‘Euler characteristic’’ of a closed surface with cone singularities, it is equal for instance to the area of any hyperbolic metric with prescribed singular angles on such a surface.

*Proof.* Let  $\partial_- C(M)$  and  $\partial_+ C(M)$  be the past and future boundary components of  $C(M)$ , respectively. Since  $\partial_- C(M)$  is a locally convex surface (with the convex part of its complement in the future direction) we can consider the normal exponential map of  $\partial_- C(M)$ , as in the proof of the previous lemma. Again it is locally injective on time  $t \in (0, \pi/2)$ , and can be used to pull back the AdS metric to a locally convex AdS metric (with particles) on a ‘‘slice’’ of width  $\pi/2$  in the future of  $\partial_- C(M)$ .

This construction, and the definition of  $M$  as a *maximal* globally hyperbolic space, shows that  $M$  contains the image of this map, which corresponds to the space  $\Omega_+$  appearing in the lemma.

On the other hand, there is no point in  $M$  which is at distance larger than  $\pi/2$  in the future of  $\partial_- C(M)$ . Indeed, suppose that some point  $x \in M$  is at distance  $\pi/2$  in the future of  $\partial_- C(M)$ . Let  $\gamma_0$  be a maximizing geodesic in  $M$  from  $x$  to a point  $y \in \partial_- C(M)$ .  $y$  is contained in a maximal totally geodesic stratum  $\sigma$  of  $\partial_- C(M)$ , and, for all points  $y' \in \sigma$ , the geodesic orthogonal to  $\sigma$  at  $y'$  arrives at  $x$  after time exactly  $\pi/2$ .

But the universal cover  $\tilde{\sigma}$  of  $\sigma$  is non-compact, and we can consider a sequence  $(y_n)$  of points in it, going to infinity. Let  $\gamma_n$  be the projection to  $M$  of the geodesic segment of length  $\pi/2$  orthogonal to  $\tilde{\sigma}$  at  $y_n$ , so that the other endpoint of  $\gamma_n$  is  $x$ . Then the sequence  $(\gamma_n)$  converges, in all compact sets containing  $x$ , to a light-like geodesic which does not intersect the universal cover of  $\partial_- C(M)$ , contradicting the global hyperbolicity of  $M$ .

This proves that the future of  $\partial_- C(M)$  is equal to the image by  $G$  of  $\partial_- C(M) \times (0, \pi/2)$ , or in other terms  $\Omega_+$ . The same argument applies for the past of  $\partial_+ C(M)$ , and this proves the first part of the lemma.

For the second point, let  $\lambda_+$  and  $\lambda_-$  be the measured bending lamination of the future and past boundary components of  $C(M)$ . The statement will clearly follow if we prove that

$$\text{Vol}(\Omega_+) = \frac{\pi}{4} A(\partial_- C(M)) + \frac{L(\lambda_-)}{2} ,$$

where  $A(\partial_- C(M))$  is the area of the induced metric on  $\partial_- C(M)$  and  $L(\lambda_-)$  is the length of the measured lamination  $\lambda_-$ . We will prove that this relation holds when the support of  $\lambda_-$  is a disjoint union of closed

curves; the general result for  $\Omega_+$  then follows by approximating  $\partial_-\Omega_+$  by a sequence of pleated surfaces with such a measured bending lamination.

So suppose that the support of  $\lambda_-$  is the union of closed curves  $\gamma_1, \dots, \gamma_p$ , each with a weight  $\lambda_i, 1 \leq i \leq p$ . Then  $\Omega_+$  can be decomposed as the union of two areas:

- the set  $\Omega_0$  of points  $x \in \Omega_+$  which “project” to a point of  $\partial_-C(M)$  which is not in the support of  $\lambda_-$ ,
- the sets  $\Omega_i$  of points  $x \in \Omega_+$  which project to  $\gamma_i$ .

The volume of the first domain can be computed by integrating over the distance to  $\partial_-C(M)$ , it is equal to:

$$\text{Vol}(\Omega_0) = \int_{\partial_-C(M) \setminus \cup_i \gamma_i} \int_{r=0}^{\pi/2} \cos(r)^2 dr da = \frac{\pi}{4} \int_{\partial_-C(M) \setminus \cup_i \gamma_i} da = \frac{\pi}{4} A(\partial_-C(M)) .$$

The same kind of computation shows that:

$$\text{Vol}(\Omega_i) = L(\gamma_i) \lambda_i \int_0^{\pi/2} \cos(r) \sin(r) dr = \frac{L(\gamma_i) \lambda_i}{2} ,$$

and it follows that

$$\text{Vol}(\Omega_+) = \frac{\pi}{4} A(\partial_-C(M)) + \frac{L(\lambda_-)}{2} ,$$

as needed.  $\square$

## 6. LOCAL DEFORMATIONS

This section is devoted to local (or infinitesimal) deformations of GHM AdS manifolds with particles.

**Convex space-like surfaces in GHMC manifolds.** In this section we consider a closed, convex space-like surface  $S \subset M$  which is orthogonal to the singularities. We call  $S_r$  the regular set of  $S$  — the complement in  $S$  of the set of singular points — and  $\Gamma := \pi_1(S_r)$ . There is a natural morphism

$$\phi_M : \Gamma \rightarrow SO_0(2, 2)$$

obtained from the holonomy representation of  $M$ , because  $\pi_1(S) = \pi_1(M_r)$ .

Given  $S$  it is also possible to define two hyperbolic metrics on it, called  $\mu_l$  and  $\mu_r$  in the introduction. Note that this depends on the fact that  $S$  is convex (it is actually sufficient to suppose that the curvature of the induced metric on  $S$  does not vanish, but this happens to be true for all convex surfaces).

Those two metrics have cone singularities at the intersections of  $S$  with the singular lines of  $M$ , see [7]. Note that this point depends on the fact that  $S$  is orthogonal to the singular lines of  $M$ .

**The left and right representations.** We have already mentioned in the introduction that  $SO_0(2, 2)$  is the product of two copies of  $PSL(2, \mathbb{R})$ . It follows that the representation  $\phi_M : \Gamma \rightarrow SO_0(2, 2)$  can be identified with a pair of representations  $(\phi_l, \phi_r)$  of  $\Gamma$  in  $PSL(2, \mathbb{R})$ .

**Lemma 6.1.**  *$\phi_l$  and  $\phi_r$  are the holonomy representations of  $\mu_l$  and  $\mu_r$ , respectively.*

The proof can be found in [7].

We introduce a simple notation. For each cone point  $x_i$  of  $S$ ,  $1 \leq i \leq n$ , we call  $\gamma_i$  the element of  $\Gamma$  corresponding to the simple closed curve going once around  $x_i$ .

A direct consequence of the previous lemma and of the following remark is that the images by  $\phi_l$  and by  $\phi_r$  of  $\gamma_i$  are hyperbolic rotations of angle  $\theta_i$ , where  $\theta_i$  is the angle of the singular curve of  $M$  which intersects  $S$  at  $x_i$ .

*Remark 6.2.* Let  $\rho \in SO_0(2, 2)$  be an AdS isometry, and let  $\rho_l, \rho_r$  be its left and right components. Let  $\alpha \in (0, 2\pi)$ .  $\rho$  is a (pure) rotation of angle  $\alpha$  around a time-like geodesic in AdS if and only if  $\rho_l$  and  $\rho_r$  are both hyperbolic rotations of angle  $\alpha$ .

### Deformations of the holonomy representation of $M$ .

**Lemma 6.3.** *The first-order deformations of  $M$ , among GHM AdS manifolds with particles with the same cone angles, are parametrized by the first-order deformations of  $\phi_M$ , as a morphism from  $\Gamma$  to  $SO_0(2, 2)$ , such that, for each  $i \in \{1, \dots, n\}$ , the image of  $\gamma_i$  remains a pure rotation of angle  $\theta_i$ .*

*Proof.* Consider a first-order deformation of the AdS metric on  $M$ , among GHMC AdS metrics with the same cone angles. The corresponding first-order variation of the holonomy representation of  $M$  is then a first-order deformation of  $\phi_M$ , and the images of the  $\gamma_i$  remain a pure rotation of angle  $\theta$ .

Consider now a one-parameter deformation  $\phi_t$  of  $\phi_M$ ,  $t \in [0, \epsilon]$ , such that the images of each  $\gamma_i$  remains a pure rotations of angle  $\theta_i$ . Let  $\tilde{M}$  be the universal cover of the complement of the singular lines in  $M$ . There is natural local isometry from  $\tilde{M}$  to  $AdS_3$ , the developing map of  $M$ . Let  $\tilde{S}$  be the universal cover of the regular part of  $S$ . Then the developing map of  $M$  restricts to an immersion:

$$\psi_M : \tilde{S} \rightarrow AdS_3 ,$$

which is equivariant under the action  $\phi_M$ . Its image is a locally convex surface, which is ramified at the images of the cone points.

Given the one-parameter deformation  $\phi_t$ , it is possible to construct a one-parameter deformation  $\psi_t$  of  $\psi_M$ , among embeddings of  $\tilde{S}$  into  $AdS_3$ , such that  $\psi_t$  is equivariant under the action of  $\phi_t$ . This can be achieved for instance by choosing a fundamental domain  $D$  in  $\tilde{S}$  and constructing a deformation of  $\psi_M$  on  $D$  in such a way that  $D$  can be “glued” to its images under the action of a set of generators of  $\Gamma$ . Moreover it is possible to choose this deformation so that, for  $t$  small enough, the image of  $\tilde{S}$  remains locally convex.

Then for  $\alpha > 0$  small enough and for  $t$  small enough, we can consider the normal exponential map:

$$\exp_n : \tilde{S} \times (-\alpha, \alpha) \rightarrow AdS_3 ,$$

sending  $(x, t)$  to the image of  $tn_x$  by the exponential map at  $\psi_t(x)$ , where  $n_x$  is the future-oriented unit normal orthogonal to  $\psi_t(\tilde{S})$  at  $\psi_t(x)$ . This map  $\exp_n$  is a local homeomorphism, so that it can be used to pull back the AdS metric of the target space to an AdS metric on  $\tilde{S} \times (-\alpha, \alpha)$ , which has a natural isometric action of  $\Gamma$  through  $\phi_t$ .

The quotient  $\tilde{S} \times (-\alpha, \alpha) / \phi_t(\Gamma)$  is an AdS manifold with particles, which contains a closed, locally convex, space-like surface (the quotient of  $\psi_t(\tilde{S})$ ). So its maximal extension is a GHMC AdS manifold with particles, with holonomy representation equal to  $\phi_t$ , as needed.

Note that any one-parameter deformation of  $M$  (still under the same angle conditions) can be constructed in this manner, and that the resulting manifold depends only on the variation of the holonomy representation. This completes the proof of the lemma.  $\square$

**A key infinitesimal rigidity lemma.** We now have the tools necessary to prove the main lemma of this section: the first-order deformations of  $M$  are parametrized by the first-order deformations of its left and right hyperbolic metrics.

**Lemma 6.4.** *The map  $(\mu_l, \mu_r) : \mathcal{GH}_{\Sigma, n, \theta} \rightarrow \mathcal{T}_{\Sigma, n, \theta} \times \mathcal{T}_{\Sigma, n, \theta}$  is a local homeomorphism.*

*Proof.* According to Lemma 6.3, the first-order deformations of  $M$  are parametrized by the first-order deformations of its holonomy representation, among morphisms of  $\Gamma$  in  $SO_0(2, 2)$  sending each  $\gamma_i$  to a pure rotation of angle  $\theta_i$ . But Remark 6.2 shows that those deformations are characterized by the deformations of the left and right hyperbolic metrics, which can be any deformations of  $\mu_l$  and  $\mu_r$  among hyperbolic metrics with the same angle at the cone singularities of  $S$ .  $\square$

**Consequences for earthquakes.** The previous lemma has a direct application for earthquakes on hyperbolic surfaces with cone singularities.

**Lemma 6.5.** *Let  $h \in \mathcal{T}_{\Sigma, n, \theta}$ . The map  $E^r(h) : \lambda \mapsto E^r_\lambda(h)$  is a local homeomorphism.*

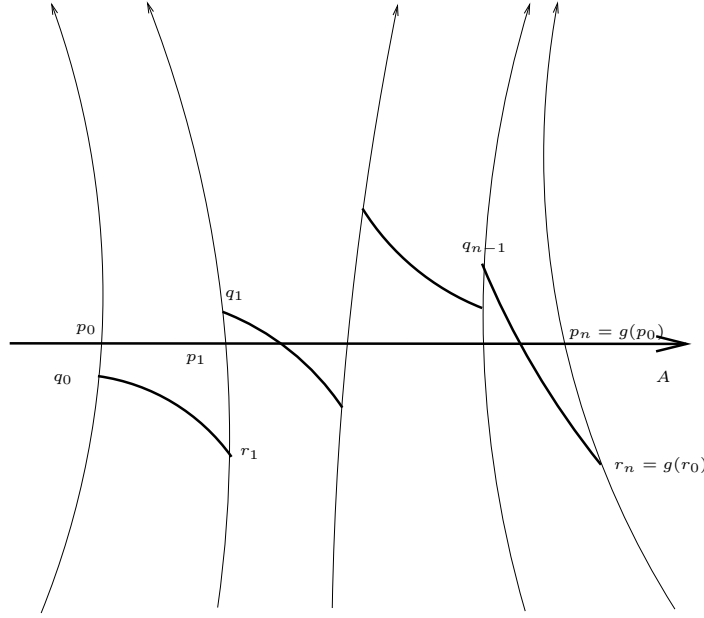
*Proof.* Suppose that  $\lambda \in \mathcal{ML}_{\Sigma, n}$  is a point where  $E^r(h)$  is not a local homeomorphism. Since  $E^r(h)$  is a map between two manifolds of the same dimension, it follows that it has a first-order deformation  $\lambda'$  such that  $dE^r(h)(\lambda') = 0$ .

Let  $\lambda_+ := \lambda/2$ , and let  $h_+ := E^r_{\lambda_+}(h)$ . Then, according to Lemma 5.9 and to Lemma 5.12,  $h_+$  and  $\lambda_+$  are the induced metric and bending lamination of the upper boundary component of the convex core of a GHMC AdS manifold  $M$ , and the left and right hyperbolic metrics of  $M$  are  $\mu_l = h$  and  $\mu_r = E^r_{2\lambda_+}(h) = E^r_\lambda(h)$ , respectively.

The definition of  $\lambda'$  then shows that there exists a first-order deformation of  $M$  which does not change either its left or its right hyperbolic metric, this contradicts Lemma 6.4.  $\square$

## 7. COMPACTNESS

This section is devoted to the proof of Lemma 2.1, which states that, for a fixed element  $\mu \in \mathcal{T}_{\Sigma, n, \theta}$ , the map  $E^r(\mu) : \mathcal{ML}_{\Sigma, n} \rightarrow \mathcal{T}_{\Sigma, n, \theta}$  is proper. In the whole section we fix  $\theta = (\theta_1, \dots, \theta_n)$ .



### A compactness lemma for earthquakes.

**Lemma 7.1.** *Given  $\lambda \in \mathcal{ML}_{\Sigma,n}$  and  $\mu \in \mathcal{T}_{\Sigma,n,\theta}$  let  $\mu' = E_{\lambda}^r(\mu)$ . Then, for every closed geodesic  $\gamma$  of  $\Sigma$  the following estimate holds*

$$\ell_{\mu}(\gamma) + \ell_{\mu'}(\gamma) \geq \lambda(\gamma)$$

where  $\ell_{\mu}(\gamma)$  denotes the length of  $\gamma$  with respect to  $\mu$ .

*Proof.* By a standard approximation argument, it is sufficient to prove the statement under the hypothesis that  $\lambda$  is a weighted multicurve. Moreover we can assume  $\lambda(\gamma) > 0$ .

Let  $\tilde{\Sigma}_{\mu}$  and  $\tilde{\Sigma}_{\mu'}$  the metric universal covering of the regular part of  $\Sigma$  with respect to  $\mu$  and  $\mu'$  respectively (here  $\Sigma$  is regarded as a punctured surface). The lamination  $\lambda$  lifts to a lamination  $\tilde{\lambda}$  of  $\tilde{\Sigma}_{\mu}$  and the right earthquake along  $\tilde{\lambda}$ , say  $\tilde{E}^r$ , is the lifting of  $E^r$ . Thus for every covering transformation  $g$  of  $\tilde{\Sigma}_{\mu}$  there exists a unique covering transformation, say  $H(g)$ , such that the following equivariance formula holds

$$\tilde{E}^r \circ g = H(g) \circ \tilde{E}^r.$$

Let  $g$  be a covering transformation of  $\tilde{\Sigma}_{\mu}$  representing a loop of  $\Sigma$  freely homotopic to  $\gamma$ . There exists a  $g$ -invariant complete geodesic  $A = A(g)$  in  $\tilde{\Sigma}_{\mu}$  such that the projection of  $A(g)$  on  $\Sigma$  is the geodesic representative of  $\gamma$  with respect to  $\mu$ .

Analogously the projection of  $A(H(g)) \subset \tilde{\Sigma}_{\mu'}$ , is the geodesic representative of  $\gamma$  with respect to  $\mu'$ . The inverse image,  $A'$ , through  $\tilde{E}^r$  of  $A(H(g))$  is a  $g$ -invariant union of disjoint geodesic segments whose end-points lie on some leaves of  $\tilde{\lambda}$ . More precisely if  $\{l_i\}_{i \in \mathbb{Z}}$  is the set of geodesics cutting  $A$  enumerated so that  $l_i$  and  $l_{i+1}$  intersect  $A$  in consecutive points  $p_i$  and  $p_{i+1}$  of  $A \cap \tilde{\lambda}$ , then  $A'$  is the union of geodesic segments joining a point  $q_i \in l_i$  to a point  $r_{i+1} \in l_{i+1}$ .

Let  $A$  be oriented in such a way that  $g$  is a positive translation. The sequence  $p_i$  can be supposed to be increasing. Moreover each  $l_i$  can be oriented in such a way that the intersection of  $A$  with it is positive. Let  $x_i$  (resp.  $y_i$ ) denote the signed distance of  $q_i$  (resp.  $r_i$ ) from  $p_i$  on  $l_i$ . Since after the right earthquake  $A'$  becomes a continuous line,  $x_i - y_i$  is equal to the weight of the leaf  $l_i$ .

If  $g(p_0) = p_n$  for some  $n > 0$  clearly we have  $x_{i+n} = x_i$  and  $y_{i+n} = y_i$ . Moreover  $\ell_{\mu}(\gamma)$  is equal to the sum of the lengths of the geodesic segments  $[p_0, p_1], \dots, [p_{n-1}, p_n]$ , whereas  $\ell_{\mu'}(\gamma)$  is equal to the sum of the geodesic segments  $[q_0, r_0], \dots, [q_{n-1}, r_n]$ . From the triangular inequality we get that

$$x_i \leq y_{i+1} + \ell([p_i, p_{i+1}]) + \ell([q_i, r_{i+1}])$$

that is

$$x_i - y_{i+1} \leq \ell([p_i, p_{i+1}]) + \ell([q_i, r_{i+1}]).$$



Summing the last inequality for  $i = 0, \dots, n-1$  we get

$$\sum_{i=0}^{n-1} x_i - y_i \leq \ell_\mu(\gamma) + \ell_{\mu'}(\gamma)$$

Since the left hand of this inequality is the mass of  $\gamma$  with respect to  $\lambda$ , the proof is complete.  $\square$

**Proof of Lemma 2.1.** Let  $(\lambda_k)_{k \in \mathbb{N}}$  be a divergent sequence in  $\mathcal{ML}_{\Sigma,n}$  and  $\mu_k = E_{\lambda_k}^r(\mu)$  for some fixed  $\mu \in \mathcal{T}_{\Sigma,n,\theta}$ . We have to prove that  $(\mu_k)_{k \in \mathbb{N}}$  is a divergent sequence in  $\mathcal{T}_{\Sigma,n,\theta}$ .

Since  $(\lambda_k)_{k \in \mathbb{N}}$  is divergent, there exists a closed geodesic  $\gamma$  such that  $\lambda_n(\gamma) \rightarrow +\infty$ . Then by Lemma 7.1,  $\ell_{\mu_k}(\gamma) \rightarrow +\infty$ , so  $(\mu_k)_{k \in \mathbb{N}}$  does not admit a convergent subsequence.

## 8. PROOF OF THE MAIN RESULTS

**Proof of Theorem 1.2.** As mentioned in section 2 we fix  $\theta = (\theta_1, \dots, \theta_n) \in (0, \pi)^n$  and  $h \in \mathcal{T}_{\Sigma,n,\theta}$ . We then consider the map  $E^r(h) : \mathcal{ML}_{\Sigma,n} \rightarrow \mathcal{T}_{\Sigma,n,\theta}$ . It is a local homeomorphism by Lemma 6.5, and is proper by Lemma 2.1. Therefore it is a covering. However  $\mathcal{T}_{\Sigma,n,\theta}$  is simply connected and  $\mathcal{ML}_{\Sigma,n}$  is connected, therefore this map is a homeomorphism, and the lemma follows.

**Proof of Theorem 1.4.** Again we consider a fixed choice of  $\theta = (\theta_1, \dots, \theta_n) \in (0, \pi)^n$ . Let  $\mu_l, \mu_r \in \mathcal{T}_{\Sigma,n,\theta}$ . By Theorem 1.2 there exists a unique  $\lambda \in \mathcal{ML}_{\Sigma,n}$  such that  $\mu_r = E_\lambda^r(\mu_l)$ .

Let  $\lambda_+ := \lambda/2$ , and let  $h_+ := E_{\lambda_+}^r(\mu_l)$ . By Lemma 5.12 there exists a (unique) GHMC AdS metric  $g$  on  $\Sigma \times (0, 1)$  for which the induced metric and the measured bending lamination on the upper boundary of the convex core are  $h_+$  and  $\lambda_+$ , respectively. It then follows from Lemma 5.9 that the left and right hyperbolic metrics of  $g$  are  $\mu_l$  and  $\mu_r$ , respectively.

Conversely, let  $g'$  be a GHMC AdS metric on  $\Sigma \times (0, 1)$  for which the left and right hyperbolic metrics are  $\mu_l$  and  $\mu_r$ , respectively. Let  $h'_+$  and  $\lambda'_+$  be the induced metric and measured bending lamination on the upper component of the boundar of the convex core of  $(\Sigma \times (0, 1), g')$ . Then Lemma 5.9 shows that  $\mu_r = E_{\lambda'_+}^r(h'_+)$ , while  $\mu_l = E_{\lambda'_+}^l(h'_+)$ , so that  $\mu_r = E_{2\lambda'_+}^r(\mu_l)$ . It follows that  $g'$  is the metric  $g$  constructed above, and this finishes the proof of Theorem 1.4.

## 9. SOME CONCLUDING REMARKS

**A note on the definition of GHMC manifolds used here.** The reader might wonder why we consider here *convex* globally hyperbolic manifolds, i.e., AdS manifolds which contain a space-like surface which is convex (see Definition 3.3). It is quite possible that a weaker condition – the existence of a compact Cauchy surface, which is not necessarily convex – is sufficient, and that any AdS manifold containing such a Cauchy surface contains one which is convex. We do not further consider this question here since it is quite distinct from our main centers of interest.

**Other possible proofs.** It appears quite possible that arguments close to those used by Kerckhoff [6] can be applied to the setting of hyperbolic surfaces with cone singularities, however the extension is not completely clear. We suppose that the condition that the cone angles are less than  $\pi$  should appear also in such arguments.

Other arguments used without on non-singular surfaces, however, make a stronger use of the geometry of the universal cover of the surface. Those are presumably well adapted to the singular surfaces considered here.

## REFERENCES

1. Riccardo Benedetti and Francesco Bonsante, *Canonical wick rotations in 3-dimensional gravity*, math.DG/0508485. To appear, Mem. Amer. Math. Soc., 2005.
2. Riccardo Benedetti and Enore Guadagnini, *Geometric cone surfaces and  $(2+1)$ -gravity coupled to particles*, Nuclear Phys. B **588** (2000), no. 1-2, 436–450. MR **MR1787158** (2001g:83094)
3. D. B. A. Epstein and A. Marden, *Convex hulls in hyperbolic spaces, a theorem of Sullivan, and measured pleated surfaces*, Analytical and geometric aspects of hyperbolic space (D. B. A. Epstein, ed.), L.M.S. Lecture Note Series, vol. 111, Cambridge University Press, 1986.
4. A. Fathi, F. Laudenbach, and V. Poenaru, *Travaux de Thurston sur les surfaces*, Société Mathématique de France, Paris, 1991, Séminaire Orsay, Reprint of *Travaux de Thurston sur les surfaces*, Soc. Math. France, Paris, 1979 [MR 82m:57003], Astérisque No. 66-67 (1991).
5. Robert Geroch, *Domain of dependence*, J. Mathematical Phys. **11** (1970), 437–449. MR **MR0270697** (42 #5585)
6. Steven P. Kerckhoff, *The Nielsen realization problem*, Ann. of Math. (2) **117** (1983), no. 2, 235–265. MR **MR690845** (85e:32029)
7. Kirill Krasnov and Jean-Marc Schlenker, *Minimal surfaces and particles in 3-manifolds*, math.DG/0511441, 2005.
8. G. Mess, *Lorentz spacetimes of constant curvature*, Preprint I.H.E.S./M/90/28, 1990.
9. Sergiu Moroianu and Jean-Marc Schlenker, *Quasi-Fuchsian manifolds with particles*, math.DG/060344, v2., 2006.

10. B. O'Neill, *Semi-riemannian geometry*, Academic Press, 1983.
11. William P. Thurston, *Three-dimensional geometry and topology.*, Recent version available on <http://www.msri.org/publications/books/gt3m/>, 1980.
12. ———, *Earthquakes in two-dimensional hyperbolic geometry*, Low-dimensional topology and Kleinian groups (Coven-try/Durham, 1984), London Math. Soc. Lecture Note Ser., vol. 112, Cambridge Univ. Press, Cambridge, 1986, pp. 91–112. MR **MR903860 (88m:57015)**
13. Marc Troyanov, *Prescribing curvature on compact surfaces with conical singularities*, Trans. Amer. Math. Soc. **324** (1991), no. 2, 793–821.

SCUOLA NORMALE SUPERIORE, PIAZZA DEI CAVALIERI, 56100 PISA, ITALY

*E-mail address:* `bonsante@sns.it`

INSTITUT DE MATHÉMATIQUES, UNIVERSITÉ PAUL SABATIER, 31062 TOULOUSE CEDEX 9, FRANCE

*E-mail address:* `schlenker@math.ups-tlse.fr`