

ISOPERIMETRIC INEQUALITIES AND MIXING TIME FOR A RANDOM WALK ON A RANDOM POINT PROCESS

PIETRO CAPUTO AND ALESSANDRA FAGGIONATO

ABSTRACT. We consider the random walk on a simple point process on \mathbb{R}^d , $d \geq 2$, whose jump rates decay exponentially in the α -power of jump length. The case $\alpha = 1$ corresponds to the phonon-induced variable-range hopping in disordered solids in the regime of strong Anderson localization. Under mild assumptions on the point process, we show for $\alpha \in (0, d)$ that the random walk confined to a cubic box of side L has a.s. Cheeger constant of order at least L^{-1} and mixing time of order L^2 . For the Poisson point process we prove that at $\alpha = d$ there is a transition from diffusive to subdiffusive behavior of the random walk.

Key words: Random walk in random environment, point process, isoperimetric inequality, mixing time, isoperimetric profile, percolation.

AMS 2000 Mathematics Subject Classification: 60K37, 60G55, 82C41.

1. INTRODUCTION

We consider the following model of a random walk in random environment. We let ξ denote the realization of a simple point process on \mathbb{R}^d and identify ξ with the countable collection of its points. We study the continuous time Markov chain with state space ξ , with jump rate from x to y given by a negative exponential of the euclidean distance to some power $\alpha > 0$:

$$r(x, y) = e^{-|x-y|^\alpha}, \quad x, y \in \xi. \quad (1.1)$$

The canonical example is obtained when ξ is the realization of a homogeneous Poisson point process but our assumptions on the environment will allow more general processes. We shall consider the random walk obtained by confining the particle to a cubic box $\Lambda_L \subset \mathbb{R}^d$ with side L , i.e. the random walk with rates (1.1) on $\xi_L := \xi \cap \Lambda_L$. If ξ is the regular grid \mathbb{Z}^d then it is well known that the Cheeger constant or *conductance* of the Markov chain is of order at least L^{-1} and that the *mixing time* is of order L^2 , see e.g. [20]. We shall show that for dimension $d \geq 2$, $\alpha < d$ these diffusive-type estimates continue to hold in our setting, for typical realizations of the underlying point process. We shall establish our results by way of estimates on the so-called isoperimetric profile of the random walk. This will be achieved by combining stochastic domination and percolation techniques. Similar results have been recently shown to hold in the case of a random walk on the super-critical percolation cluster [1, 15]. The case $\alpha > d$, with ξ a Poisson point process will be shown to be sub-diffusive in the sense that Cheeger's constant is smaller than any inverse power of L , thus implying that the mixing time is larger than any power of L . In the critical case $\alpha = d$ we find a transition from sub-diffusive to diffusive behavior as the intensity of the process increases. In a separate work we will analyze the one-dimensional case [4] in detail. Before describing our results let us add a few lines to motivate our work.

In the recent work [7] a variant of this model with $\alpha = 1$ has been studied where each point $x \in \xi$ is given an independent random energy E_x and the rates in (1.1) are multiplied by a Boltzmann-type factor involving the initial and final energies E_x, E_y . This can be seen as a model for the study of the phonon-induced hopping conductivity observed in disordered solids in the regime of strong Anderson localization, see [7] and references therein. Under suitable assumptions on the underlying point process the authors obtain an invariance principle for the random walk and prove, in dimension $d \geq 2$, a lower bound on the effective diffusivity which coincides with the prediction of Mott law for the conductivity.

The invariance principle obtained in [7] is based on classical homogenization results [6] which allow to prove that the law of the rescaled random walk converges to the law of a brownian motion, *in probability* with respect to the environment. To prove *almost sure* convergence a different approach is required, see [3, 14] for two different ways of obtaining the almost sure invariance principle in the case of a random walk on the super-critical percolation cluster. The situation in our continuum model is slightly different and we shall come back to the almost sure convergence problem in future work. One of the by-products of the isoperimetric inequalities we establish in the present paper is the almost sure Poincaré inequality for finite boxes which may be seen both as a first confirmation of the diffusive behavior of the random walk for almost all environment and, according to the approach of [14], as a first step in the program of proving an almost sure invariance principle. In this context, the introduction of the energy marks E_x at the points $x \in \xi$ does not cause any additional technical difficulty and we will restrict here to the model defined by (1.1) corresponding to the case of all energies E_x 's being equal.

Finally, we point out some technical features of the random walk considered here that make its analysis somewhat subtle, especially for a fixed environment: The random walk is genuinely non uniformly elliptic, the particle can perform arbitrarily large jumps and, when visiting a very isolated region of ξ , spends much time there but when leaving such a region it performs a very long jump. This trapping effect will become particularly clear in the analysis of the random walk on a Poisson point process, where the transition from diffusive to subdiffusive behavior comes from trapping in isolated points.

1.1. Main results. The main assumptions on the point process are described as follows. We consider a simple point process \mathcal{P} on \mathbb{R}^d , $d \geq 2$, i.e. a probability measure \mathcal{P} on the set Ω of locally finite subsets ξ of \mathbb{R}^d , endowed with the σ -algebra \mathcal{F} generated by the counting variables $N_\Lambda : \xi \rightarrow \#(\xi \cap \Lambda)$ (cardinality function), Λ a bounded Borel subset of \mathbb{R}^d . We refer to [5] for a basic reference on point processes.

We write $\mathcal{P}_{*,\rho}$ if \mathcal{P} is the homogeneous Poisson point process with intensity $\rho > 0$. Given a realization ξ of the point process and a bounded Borel subset $\Lambda \subset \mathbb{R}^d$ we shall often write $\xi(\Lambda) = N_\Lambda(\xi)$ for the number of points of ξ belonging to Λ . For any $K \in \mathbb{R}_+$ we write $Q_K = [0, K)^d$ for the cube of side K in \mathbb{R}^d . Consider the partition of \mathbb{R}^d into translates of Q_K , i.e. $\mathbb{R}^d = \cup_{x \in \mathbb{Z}^d} B_x$, $B_x := xK + Q_K$ and declare *good* a box B_x iff $\xi(B_x) \geq 1$. The configuration of good boxes may be described by the random field $\sigma = \sigma(K) := \{\sigma_x(\xi)\}_{x \in \mathbb{Z}^d}$ defined by

$$\sigma_x(\xi) := \chi(\xi(B_x) \geq 1), \quad (1.2)$$

where $\chi(A)$ denotes the indicator function of the event A . We can now state our main assumption.

Assumption (A1) We say that \mathcal{P} satisfies assumption (A1) if for every $0 < p < 1$ there exists $K \in \mathbb{R}_+$ such that the random field $\sigma(K)$ defined in (1.2) stochastically dominates the independent Bernoulli process on \mathbb{Z}^d with parameter p .

We recall that the above statement is equivalent to say that we can construct the process $\sigma = \sigma(K)$ and the independent Bernoulli process Z on \mathbb{Z}^d with parameter p on the same probability space in such a way that $\sigma_x \geq Z_x$ almost surely. We refer to [12] for more on stochastic domination by Bernoulli product measures.

It is easy to check that $\mathcal{P}_{*,\rho}$ satisfies (A1), for any $\rho > 0$. We shall see (see Section 4 below) that this assumption is satisfied by processes with non-trivial correlation structure as well, provided a suitable mixing condition is satisfied. We will also consider the stochastic order between point processes defined in the standard way, see e.g. [8]. For two processes $\mathcal{P}, \mathcal{P}'$ we write $\mathcal{P}' \preceq \mathcal{P}$ if \mathcal{P}' is stochastically dominated by \mathcal{P} . This is equivalent to the existence of a coupling of the fields $\mathcal{P}, \mathcal{P}'$ such that almost surely $\xi' \subset \xi$, with (ξ, ξ') denoting the random sets with marginal distributions given by \mathcal{P} and \mathcal{P}' respectively. In particular, it follows that if there exists $\rho > 0$ such that $\mathcal{P} \succeq \mathcal{P}_{*,\rho}$ then \mathcal{P} satisfies (A1).

For every $L \in \mathbb{N}$, Λ_L is the cubic box centered at the origin and ξ_L denotes the restriction of the process to Λ_L , i.e.

$$\Lambda_L = \left[-\frac{L}{2}, \frac{L}{2} \right]^d, \quad \xi_L = \xi \cap \Lambda_L.$$

Before stating the results we need another regularity assumption which guarantees that local fluctuations in the number of points are not too large in our process. We shall consider the cubes $\Gamma_x := (C_1 \log L)x + [0, C_1 \log L]^d$, $x \in \mathbb{Z}^d$, with side $C_1 \log L$ for some $C_1 \in \mathbb{R}_+$. We write I_L for the set of $x \in \mathbb{Z}^d$ such that $\Gamma_x \cap \Lambda_L \neq \emptyset$.

Assumption (A2) We say that \mathcal{P} satisfies assumption (A2) if for all $C_1 < \infty$ (here $C_1 \log L$ is the side of the cubes Γ_x) there exists $C < \infty$ such that \mathcal{P} -almost surely

$$\xi(\Gamma_x) \leq C(\log L)^d, \quad \forall x \in I_L, \quad (1.3)$$

for L sufficiently large.

Here, and in all our statements below we use the following convention: Given a sequence of events $\{E_L\}_{L \in \mathbb{N}}$ we say that E_L holds \mathcal{P} -a.s. for L sufficiently large if there exists Ω_0 with $\mathcal{P}(\Omega_0) = 1$ such that for every $\xi \in \Omega_0$ there is $L_0(\xi) < \infty$ such that $\xi \in E_L$ for all $L \in \mathbb{N}$ with $L \geq L_0(\xi)$. In particular, the statement (1.3) says that if we define the event

$$E_L = \{\xi : \xi(\Gamma_x) \leq C(\log L)^d, \forall x \in I_L\}$$

then E_L holds eventually \mathcal{P} -almost surely. The requirement (1.3) is certainly satisfied by Poisson point processes (see Section 4) and therefore by any process \mathcal{P} such that $\mathcal{P} \preceq \mathcal{P}_{*,\rho}$ for some finite intensity ρ . We refer to Section 4 for more examples.

Let us remark that a simple consequence of assumptions (A1) and (A2) is that there exists $C < \infty$ such that the inequalities

$$C^{-1} L^d \leq \xi(\Lambda_L) \leq C L^d, \quad (1.4)$$

hold \mathcal{P} -a.s. for L sufficiently large, where $\xi(\Lambda_L)$ is the number of points of ξ in Λ_L .

For any non-empty subset $U \subset \xi_L$ we define $U^c := \xi_L \setminus U$. The constant I_U is given by

$$I_U(\xi) := \frac{1}{\#(U)} \sum_{x \in U, y \in U^c} e^{-|x-y|^\alpha}, \quad (1.5)$$

where $\#(U)$ stands for the number of points in U . I_U is sometimes called the conductance of the set U . For $t \in (0, 1)$ the isoperimetric profile $\varphi_L(t)$ is defined by

$$\varphi_L(t, \xi) := \inf_{\substack{U \subset \xi_L: \\ \#(U) \leq t\xi(\Lambda_L)}} I_U(\xi). \quad (1.6)$$

Cheeger's constant is defined by $\Phi_L := \varphi_L(\frac{1}{2})$. The main result is an almost sure lower bound on $\varphi_L(t) = \varphi_L(t, \xi)$ for $t \in (0, \frac{1}{2}]$.

Theorem 1.1. *Assume (A1) and (A2) and $\alpha < d$. For every $\varepsilon > 0$ there exists $\delta > 0$ such that \mathcal{P} -a.s.*

$$\varphi_L(t) \geq \delta \min \left\{ \frac{1}{L^\varepsilon}, \frac{1}{t^{1/d} L} \right\}, \quad 0 < t \leq \frac{1}{2}, \quad (1.7)$$

for all L sufficiently large. In particular, Cheeger's constant satisfies \mathcal{P} -a.s.

$$\Phi_L \geq \delta L^{-1}, \quad (1.8)$$

for all L sufficiently large.

Recall that when ξ coincides deterministically with \mathbb{Z}^d , the standard isoperimetric inequality applies showing that $\varphi_L(t) \geq \delta t^{-1/d} L^{-1}$, for any $0 < t \leq \frac{1}{2}$, see e.g. [20]. Theorem 1.1 shows that up to scales that are smaller than any power of L these estimates continue to hold in our model.

The Poincaré constant $\gamma(L) = \gamma(L, \xi)$ is defined by

$$\gamma(L) := \sup_{f: \xi_L \rightarrow \mathbb{R}} \frac{1}{\xi(\Lambda_L)} \frac{\sum_{x, y \in \xi_L} (f(x) - f(y))^2}{\sum_{x, y \in \xi_L} e^{-|x-y|^\alpha} (f(x) - f(y))^2}. \quad (1.9)$$

This quantity is also known as the *relaxation time* and it coincides with the inverse of the spectral gap associated to the random walk defined as follows.

Let $X_t = X_t(\xi)$ denote the continuous-time Markov chain with state space ξ_L and infinitesimal generator $\mathcal{L}(x, y)$, $x, y \in \xi_L$ given by

$$\mathcal{L}(x, y) = e^{-|x-y|^\alpha}, \quad x \neq y \quad \text{and} \quad \mathcal{L}(x, x) = - \sum_{z: z \in \xi_L, z \neq x} \mathcal{L}(x, z). \quad (1.10)$$

Then $-\mathcal{L}$ is a non-negative definite matrix and its smallest non-zero eigenvalue λ_1 (the spectral gap) is given by $\lambda_1 = 1/\gamma(L)$. The estimate of Theorem 1.1 and an application of the well known bound

$$\gamma(L) \leq 8 \Phi_L^{-2}$$

(see e.g. [20]) imply that assuming (A1) and (A2) and $\alpha < d$ then there exists $C < \infty$ such that \mathcal{P} -a.s.

$$\gamma(L) \leq C L^2, \quad (1.11)$$

for all L sufficiently large. The Poincaré inequality (1.11) gives us some information on the speed with which the law of the random walk at time t converges to the (reversible) uniform distribution

$$\mu(x) = \frac{1}{\xi(\Lambda_L)}, \quad x \in \xi_L.$$

Namely, let

$$H_t(x, y) = \sum_{n=0}^{\infty} \frac{t^n}{n!} \mathcal{L}^n(x, y), \quad (1.12)$$

denote the kernel of the random walk on ξ_L , i.e. the probability that $X_t = y$ conditioned on $X_0 = x$. We define the (uniform) *mixing time* $\tau(L)$ by

$$\tau(L) = \inf \left\{ t > 0 : \sup_{x, y \in \xi_L} \frac{|H_t(x, y) - \mu(y)|}{\mu(y)} \leq \frac{1}{e} \right\}. \quad (1.13)$$

Well known bounds (see e.g. [20]) then allow to estimate

$$\tau(L) \leq \gamma(L) (1 + \log \xi(\Lambda_L)). \quad (1.14)$$

From (1.11) and the fact that $\xi(\Lambda_L) = O(L^d)$ almost surely (see (1.4)) we obtain that for some $C < \infty$, \mathcal{P} -a.s.

$$\tau(L) \leq C L^2 \log L, \quad (1.15)$$

for L sufficiently large.

Note that this estimate is only based on the bound $\Phi_L \geq \delta L^{-1}$ for Cheeger's constant. Theorem 1.1 however shows that small sets can have a larger conductance. As first observed by Lovasz and Kannan [13] this fact can be used to obtain better bounds on the mixing time than (1.14). We will use refinements of this idea obtained recently in [16, 9], to show that Theorem 1.1 implies the following improvement on (1.15).

Corollary 1.2. *Assume (A1) and (A2) and $\alpha < d$. There exists $C < \infty$ such that \mathcal{P} -a.s.*

$$\tau(L) \leq C L^2, \quad (1.16)$$

for all L sufficiently large.

Note that (1.16) is a strengthening of the estimate (1.11), since it always holds (see e.g. [20]) that

$$\gamma(L) \leq C \tau(L). \quad (1.17)$$

Remark 1. Under suitable assumptions one can show that the bound in Corollary 1.2 is tight up to constant factors. Namely, set $f(x) = |x|$ in (1.9) and define $A_1 := \Lambda_{\frac{L}{2}}$ and $A_2 := \Lambda_{\frac{3L}{4}}$ so that

$$\begin{aligned} \sum_{x, y \in \xi_L} (f(x) - f(y))^2 &\geq 2 \sum_{x \in \xi_L \cap A_1} \sum_{y \in \xi_L \cap A_2^c} (|x| - |y|)^2 \\ &\geq \xi(A_1) \xi(\Lambda_L \setminus A_2) \frac{L^2}{8}. \end{aligned} \quad (1.18)$$

Suppose that there exists $c > 0$ such that \mathcal{P} -a.s.

$$\xi(A_1) \xi(\Lambda_L \setminus A_2) \geq c L^{2d}, \quad (1.19)$$

for L sufficiently large. Note that (1.19) always holds under assumption (A1). Suppose further that there exists $C < \infty$ such that \mathcal{P} -a.s.

$$\sum_{x, y \in \xi_L} e^{-|x-y|^\alpha} (|x| - |y|)^2 \leq C L^d, \quad (1.20)$$

for L sufficiently large. Going back to the definition of the Poincaré constant (1.9) and using (1.20) and (1.19) it follows that there exists $\delta > 0$ such that \mathcal{P} -a.s.

$$\gamma(L) \geq \delta L^2, \quad (1.21)$$

for all L sufficiently large. From (1.17) we derive the same estimate for $\tau(L)$. We shall discuss the validity of (1.20) for several models in Section 4.

The estimates in (1.11), Corollary 1.2 and in (1.21) can be interpreted as the validity of diffusive behavior for the random walk with a fixed environment in the case $\alpha < d$. Let us now turn to a discussion of the case $\alpha \geq d$. We restrict here to homogeneous Poisson point processes $\mathcal{P} = \mathcal{P}_{*,\rho}$ but the same proof allows to establish analogous results in a larger class of models including e.g. diluted lattices. Points i) and ii) below give sub-diffusive estimates on the Poincaré constant $\gamma(L)$ which, by (1.17) can be turned into estimates on $\tau(L)$. From points ii) and iii) we see that if $\alpha = d$, for $\mathcal{P} = \mathcal{P}_{*,\rho}$ there is a transition from sub-diffusive to diffusive behavior as the intensity ρ is increased.

Theorem 1.3. *i) $\alpha > d$. For every $\rho > 0$, for any $\delta > 0$,*

$$\gamma(L) \geq L^{\frac{1}{\delta}}, \quad (1.22)$$

$\mathcal{P}_{,\rho}$ -a.s. for L sufficiently large.*

ii) $\alpha = d$ (small density). For every $\delta > 0$, there exists $\rho_0 > 0$ such that for any $0 < \rho \leq \rho_0$

$$\gamma(L) \geq L^{\frac{1}{\delta}}, \quad (1.23)$$

$\mathcal{P}_{,\rho}$ -a.s. for L sufficiently large.*

iii) $\alpha = d$ (high density). There exist $C < \infty$ and $\rho_1 < \infty$ such that, for any $\rho \geq \rho_1$

$$\tau(L) \leq C L^2, \quad (1.24)$$

$\mathcal{P}_{,\rho}$ -a.s. for L sufficiently large.*

The rest of the paper is organized as follows. In Section 2 we prove Theorem 1.1 and Corollary 1.2. In Section 3 we prove Theorem 1.3. In Section 4 we discuss examples of point processes satisfying the various assumptions required in the main statements.

2. PROOF OF THEOREM 1.1 AND COROLLARY 1.2

2.1. The basic construction. We shall partition the space \mathbb{R}^d according to three different scales: $K, C_1 \log L, C_2(\log L)^{\frac{1}{d}}$, where K, C_1, C_2 are suitably large constants (independent of L). Accordingly we will denote by B_x the cubes of side K (as in the previous section), by Γ_x the cubes of side $C_1 \log L$ and by W_x the cubes of side $C_2(\log L)^{\frac{1}{d}}$. These are assumed to be of the form $ax + [0, a)^d$, $x \in \mathbb{Z}^d$, for $a = K, C_1 \log L, C_2(\log L)^{\frac{1}{d}}$ respectively. At cost of replacing a with $(L/2)/\lfloor (L/2)/a \rfloor = a(1 + o(1))$, with some abuse of notation we assume that the box Λ_L is partitioned by the a -cubes.

2.1.1. *The cluster of grey cubes.* Let us look at the partition into K -cubes B_x . As in the introduction we call good a cube B_x such that $\xi(B_x) \geq 1$. On the same probability space of the point process we consider the independent Bernoulli process which assigns to a box B_x the color *grey* with probability p and the color *white* with probability $1 - p$. From our assumption (A1) we may assume that whenever a cube B_x is grey then it is also good. A collection of cubes is said to be connected if any two cubes B_x, B_y belonging to it can be joined by a path of adjacent cubes, where two cubes B_z and $B_{z'}$ are said to be adjacent if their centers are at distance K . We call \mathcal{C}_L the largest connected component of grey cubes B_x such that $B_x \subset \Lambda_L$, see Figure 1. This is well defined since with probability 1 there is eventually a unique cluster with maximal cardinality (see e.g. [10]). We refer to \mathcal{C}_L as the cluster of grey cubes.

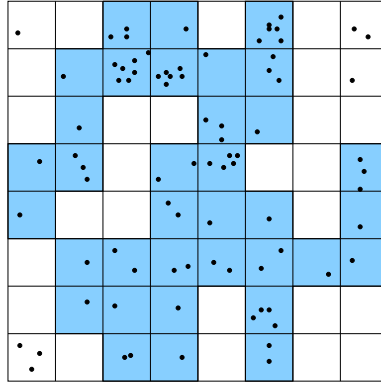


FIGURE 1. A realization ξ_L of the point process in Λ_L and the cluster \mathcal{C}_L .

2.1.2. *Density of the cluster of grey cubes.* We shall use the following fact. Let $\{\Gamma_x\}_{x \in I_L}$ denote the collection of $C_1 \log L$ -cubes such that $\Gamma_x \subset \Lambda_L$ for every $x \in I_L$. Then there exists $\delta > 0$ such that if K and C_1 are sufficiently large then \mathcal{P} -a.s.

$$|\mathcal{C}_L \cap \Gamma_x| \geq \delta (\log L)^d, \quad \forall x \in I_L, \quad (2.1)$$

for all L sufficiently large. Here $|\mathcal{C}_L \cap \Gamma_x|$ stands for the volume of the intersection as a subset of \mathbb{R}^d .

Due to (A1) the grey K -cubes correspond to a Bernoulli site percolation with parameter p that can be taken arbitrarily close to 1 by choosing K large. Hence it is enough to check the above result for Bernoulli site percolation with $p < 1$ sufficiently large. Indeed, for $d = 2$ it follows from the properties of the Kesten grid described in Section 2.1 of [15], while for $d \geq 3$ it can be derived from Theorems 1.2 and 3.1 in [17]. Note that these theorems concern Bernoulli bond percolation but one can adapt the arguments in [17] to the case of Bernoulli site percolation.

Another consequence of assumption (A1) is that every $C_2(\log L)^{\frac{1}{d}}$ -cube W_x included in Λ_L must contain at least one grey K -cube B_z , and hence at least one point of ξ_L . Indeed, the probability that there exists one cube $W_x \subset \Lambda_L$ containing no grey K -cube is bounded from above by

$$\left(\frac{L}{C_2 \log L} \right)^d (1 - p)^{\frac{C_2^d}{K^d} \log L}, \quad (2.2)$$

which is summable in $L \in \mathbb{N}$ if C_2 is sufficiently large. The Borel–Cantelli lemma then shows that almost surely, every $W_x \subset \Lambda_L$ contains at least one grey K -cube eventually.

2.1.3. Isoperimetric inequality for \mathcal{C}_L . As shown in [1] and [15], if p is close to 1 it is not very hard to establish good isoperimetric bounds for the percolation cluster. We shall now state these estimates explicitly in our context.

For any collection $A \subset \mathcal{C}_L$ of K -cubes we define ∂A as the collection of K -cubes B_y 's such that $B_y \in \mathcal{C}_L \setminus A$ and B_y is adjacent to some K -cube belonging to A . $|A|$ and $|\partial A|$ will denote their respective volumes as subsets of \mathbb{R}^d .

Lemma 2.1. *For suitably large values of the constant K the following holds. There exist positive constants κ, C such that \mathcal{P} -almost surely, for L sufficiently large, every collection $A \subset \mathcal{C}_L$ such that $\frac{1}{2}|\mathcal{C}_L| \geq |A| \geq C(\log L)^{\frac{d}{d-1}}$ satisfies*

$$\frac{|\partial A|}{|A|} \geq \kappa \frac{1}{|A|^{\frac{1}{d}}}. \quad (2.3)$$

A similar result holds for Bernoulli bond percolation with parameter $p < 1$ close to 1 as stated in Lemma 2.6 of [1]. Note that Lemma 2.6 there covers the more general case of p super-critical but its proof requires more delicate renormalization arguments ([1, 15]) if p is not sufficiently large. In particular, for large p the proof of Lemma 2.6 in [1] is based only on Lemma 2.1 and Section 2.4 there. It is easy to adapt this proof to the case of Bernoulli site percolation with parameter close to 1 and check that the asymptotically almost sure estimates of [1] can be lifted to almost sure bounds via the usual Borel–Cantelli argument. Hence, due to assumption (A1), Lemma 2.1 follows by observing that the family of grey cubes corresponds to a Bernoulli site percolation with parameter arbitrarily close to 1 if K is chosen large enough.

When the collection A is such that $0 < |A| \leq C(\log L)^{\frac{d}{d-1}}$ we simply observe that since ∂A is non-empty, $|\partial A| \geq K^d$ and therefore

$$\frac{|\partial A|}{|A|} \geq \frac{K^d}{C(\log L)^{\frac{d}{d-1}}}. \quad (2.4)$$

Together with Lemma 2.1 this shows that for any $A \subset \mathcal{C}_L$ such that $\frac{1}{2}|\mathcal{C}_L| \geq |A| > 0$ we have

$$\frac{|\partial A|}{|A|} \geq \kappa \min \left\{ \frac{1}{|A|^{\frac{1}{d}}}, \frac{1}{(\log L)^{\frac{d}{d-1}}} \right\}, \quad (2.5)$$

for a suitable constant $\kappa > 0$.

2.2. Proof of Theorem 1.1. We are given an arbitrary set $U \subset \xi_L$ with $\#(U) \leq \frac{1}{2}\xi(\Lambda_L)$ and we have to estimate

$$I_U = \frac{1}{\#(U)} \sum_{x \in U, y \in U^c} e^{-|x-y|^\alpha}, \quad (2.6)$$

where U^c stands for the complement w.r.t. ξ_L , i.e. $U^c = \xi_L \setminus U$.

We call $S = S(U)$ the union of cubes $B_x \in \mathcal{C}_L$ which intersect U (see Figure 2):

$$S = \{B_x \in \mathcal{C}_L : B_x \cap U \neq \emptyset\}. \quad (2.7)$$

Also, we let $T = T(U)$ denote the union of cubes $B_x \in \mathcal{C}_L$ which intersect U^c :

$$T = \{B_x \in \mathcal{C}_L : B_x \cap U^c \neq \emptyset\}. \quad (2.8)$$

Roughly speaking, the idea of the proof will be to exploit as much as possible the isoperimetric estimates for the region S as a subset of \mathcal{C}_L (Lemma 2.1). We shall consider two separate cases according to whether $\#(U) > \gamma|S|$ or $\#(U) \leq \gamma|S|$, where γ is a suitably large constant to be fixed below. If $\#(U) > \gamma|S|$ we show that in this case the set U contains islands, whose number is (neglecting logarithmic corrections) proportional to $\#(U)$, and each of which contributes at least $L^{-\varepsilon}$ to the numerator in I_U . If $\#(U) \leq \gamma|S|$ and the set S is not too large we can essentially rely on Lemma 2.1. Finally, it remains to discuss the case when S is large in \mathcal{C}_L (e.g. $S = \mathcal{C}_L$). In this case, either the set T is large as well, in which case we must have $S \cap T$ large and this produces a large numerator in I_U , or T is small compared to $\#(U^c)$, in which case things can be handled as in the case $\#(U) > \gamma|S|$ discussed above, by switching from U to U^c .

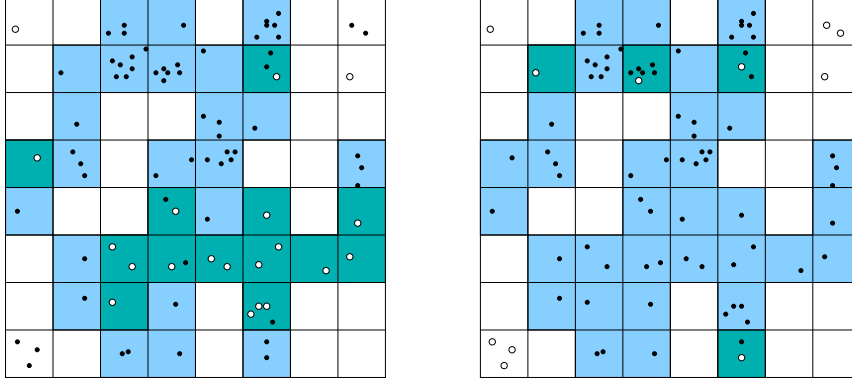


FIGURE 2. The same realizations ξ_L, \mathcal{C}_L as in Figure 1 with two different choices of the set U (\circ denotes a point in U , \bullet a point in U^c). The set $S \subset \mathcal{C}_L$ is the union of the darker cubes.

2.2.1. *The case $\#(U) > \gamma|S|$.* Recall the definition of the $C_1 \log L$ -cubes Γ_x . Let m denote the number of cubes Γ_x such that $U \cap \Gamma_x \neq \emptyset$. Such $C_1 \log L$ -cubes are called *special*. Thanks to Assumption (A2) we may assume that

$$m \geq \frac{\#(U)}{C (\log L)^d}, \quad (2.9)$$

for some constant $C < \infty$. Special cubes are divided into *strong* and *weak* according to whether besides points of U they also contain points of U^c . Namely, a special cube Γ is called strong if $\Gamma \cap U^c \neq \emptyset$ and weak if $\Gamma \cap U^c = \emptyset$, see Figure 3.

Suppose Γ_w is a given weak special cube. Since $\Gamma_w \cap U^c = \emptyset$, we must have

$$S \cap \Gamma_w = \mathcal{C}_L \cap \Gamma_w, \quad (2.10)$$

where, with some abuse, we identify a collection of cubes with their union. Indeed, if B_y is a K -cube with $B_y \in \Gamma_w \cap \mathcal{C}_L$ then we must have $B_y \cap \xi_L \neq \emptyset$ and $B_y \cap U^c = \emptyset$, hence $B_y \cap U \neq \emptyset$ and therefore $B_y \in S$. Thus, by the density property (2.1) we have

$$|S \cap \Gamma_w| \geq \delta (\log L)^d, \quad (2.11)$$

for some constant $\delta > 0$. Letting m_1 denote the number of weak special cubes in Λ_L and summing the contributions (2.11) of each weak special cube Γ_w we obtain

$$|S| \geq \delta m_1 (\log L)^d. \quad (2.12)$$

Now, we observe that there are more strong special cubes than weak special cubes, i.e. that $m_1 < m/2$. Indeed, otherwise from (2.9) and (2.12) we would obtain

$$|S| \geq \delta \frac{m}{2} (\log L)^d \geq \frac{\delta}{2C} \#(U), \quad (2.13)$$

which contradicts $\#(U) > \gamma|S|$, if γ is large enough.

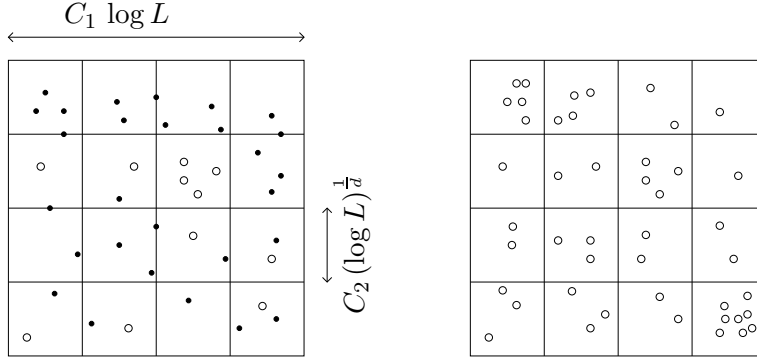


FIGURE 3. Two special cubes, strong (left) and weak (right).

Let Γ_s be a given strong special cube. We claim that

$$\sum_{\substack{x \in U \cap \Gamma_s, \\ y \in U^c \cap \Gamma_s}} e^{-|x-y|^\alpha} \geq e^{-c(\log L)^{\frac{\alpha}{d}}}, \quad (2.14)$$

for $c = (2\sqrt{d}C_2)^\alpha$. To establish (2.14) it is sufficient to show that we can find two vertices $x, y \in \Gamma_s$ such that $x \in U$, $y \in U^c$ and $|x - y| \leq 2\sqrt{d}C_2(\log L)^{\frac{1}{d}}$.

The two points x and y with the above property can be found as follows. Let $\{W_i\}$ denote the collection of $C_2(\log L)^{\frac{1}{d}}$ -cubes W_i such that $W_i \subset \Gamma_s$. Since $\Gamma_s \subset \Lambda_L$, from (2.2) we know that each of the cubes W_i contains at least one point of ξ_L . Moreover, by definition of strong special cube we know that Γ_s contains a point $z \in U$ and one point $z' \in U^c$. Let $z = z_0, z_1, \dots, z_n = z'$ denote a path joining the two points z, z' , such that

1. $z_i \in \xi_L$ for every $i = 1, \dots, n-1$,
2. $|z_i - z_{i+1}| \leq 2\sqrt{d}C_2(\log L)^{\frac{1}{d}}$ for every $i = 1, \dots, n-1$.

Such a path exists, since each of the cubes W_i contains at least one point of ξ_L . Let $k = \min\{i \geq 1 : z_i \in U^c\}$. The needed points x, y are obtained by setting $x := z_{k-1}$, $y := z_k$. This ends the proof of (2.14).

From (2.13) we know that there are at least $m/2$ strong special cubes. Restricting to strong special cubes Γ_s and using (2.14) we can then estimate

$$\sum_{x \in U, y \in U^c} e^{-|x-y|^\alpha} \geq \sum_{\Gamma_s} \sum_{\substack{x \in U \cap \Gamma_s, \\ y \in U^c \cap \Gamma_s}} e^{-|x-y|^\alpha} \geq \frac{m}{2} e^{-c(\log L)^{\frac{\alpha}{d}}}. \quad (2.15)$$

Thanks to (2.15) and (2.9) we see that (recall that $\alpha < d$ here) for every $\varepsilon > 0$, for any L sufficiently large

$$I_U = \frac{1}{\#(U)} \sum_{x \in U, y \in U^c} e^{-|x-y|^\alpha} \geq \frac{e^{-c(\log L)^{\frac{\alpha}{d}}}}{2C(\log L)^d} \geq L^{-\varepsilon}. \quad (2.16)$$

This ends the case $\#(U) > \gamma|S|$.

Remark 2. We point out that the argument leading to (2.16) above never used the fact that $\#(U) \leq \frac{1}{2}\xi(\Lambda_L)$. This will be needed in the rest of the argument below.

Remark 3. Also, we remark that (2.16) is the only piece of the proof using the assumption $\alpha < d$. In fact, the same estimate as in (2.16) would hold in the case $\alpha = d$ if one could choose the constant c arbitrarily small. Since $c = (2\sqrt{d}C_2)^\alpha$, this can be achieved by taking C_2 small. However, the constant C_2 must be large enough in order to guarantee that almost surely all $C_2(\log L)^{\frac{1}{d}}$ -cubes $W_x \subset \Lambda_L$ are occupied by at least one point of ξ , for L large enough, see (2.2). These observations will be used in the proof of Theorem 1.3.

2.2.2. *The case $\#(U) \leq \gamma|S|$.* From our basic construction any K -cube in S has at least one point in U and any K -cube in $\mathcal{C}_L \setminus S$ has at least one point in U^c . Therefore

$$\sum_{x \in U, y \in U^c} e^{-|x-y|^\alpha} \geq \delta \max\{|\partial S|, |\partial(\mathcal{C}_L \setminus S)|\}, \quad (2.17)$$

where $\delta = \delta(d, K, \alpha)$ is a positive constant.

We now prove our claim under the assumption that $|S| \leq a|\mathcal{C}_L|$ for some given constant $a \in (\frac{1}{2}, 1)$. We will remove this restriction afterwards. In this case we have

$$\#(U) \leq \gamma|S| \leq \gamma \min\left\{|S|, \frac{a}{1-a}|\mathcal{C}_L \setminus S|\right\}.$$

Setting $S^\# = S$ if $|S| \leq \frac{1}{2}|\mathcal{C}_L|$ and $S^\# = \mathcal{C}_L \setminus S$ if $|S| > \frac{1}{2}|\mathcal{C}_L|$, from (2.17) we obtain

$$I_U \geq \frac{\delta(1-a)}{\gamma a} \frac{|\partial S^\#|}{|S^\#|}. \quad (2.18)$$

Using (2.5) we conclude that

$$I_U \geq \frac{\kappa \delta(1-a)}{\gamma a} \min\left\{\frac{1}{|S^\#|^{\frac{1}{d}}}, \frac{1}{(\log L)^{\frac{d}{d-1}}}\right\}. \quad (2.19)$$

Since there is at least one point of U in each cube of S then $|S| \leq K^d \#(U)$. Moreover, since $|S^\#| \leq |S|$ we arrive at the bound

$$I_U \geq \frac{\kappa \delta(1-a)}{\gamma a} \min\left\{\frac{1}{\#(U)^{\frac{1}{d}} K}, \frac{1}{(\log L)^{\frac{d}{d-1}}}\right\}. \quad (2.20)$$

We now have to remove the restriction $|S| \leq a|\mathcal{C}_L|$. In particular, nothing prevents our set S to coincide with \mathcal{C}_L . Suppose then that $|S| > a|\mathcal{C}_L|$. Let T denote the set defined by (2.8) and assume that $|T| \geq 2(1-a)|\mathcal{C}_L|$. Then $|\mathcal{C}_L \setminus T| \leq (2a-1)|\mathcal{C}_L|$ and $|S| \leq |S \cap T| + (2a-1)|\mathcal{C}_L|$. Therefore, in this case

$$|S \cap T| \geq (1-a)|\mathcal{C}_L|. \quad (2.21)$$

Clearly, any cube $B_y \in S \cap T$ contains at least one point of U and at least one point of U^c . Therefore

$$\sum_{x \in U, y \in U^c} e^{-|x-y|^\alpha} \geq \delta_1 |S \cap T|, \quad (2.22)$$

where $\delta_1 = \delta_1(d, K, \alpha)$ is a positive constant. From (2.1) we know that $|\mathcal{C}_L| \geq \delta_2 L^d$ for some $\delta_2 > 0$. Moreover, from (1.4) we have $\xi(\Lambda_L) = O(L^d)$. Using $\#(U) \leq \frac{1}{2} \xi(\Lambda_L)$ we see that (2.21) and (2.22) imply

$$I_U \geq \delta, \quad (2.23)$$

for some $\delta > 0$.

The bound (2.23) was obtained using $|T| \geq 2(1-a)|\mathcal{C}_L|$. If, on the contrary $|T| < 2(1-a)|\mathcal{C}_L|$ then observe that from the trivial bound $\xi(\Lambda_L) \geq K^{-d}|\mathcal{C}_L|$ we have

$$\#(U^c) \geq \frac{1}{2} \xi(\Lambda_L) \geq \frac{1}{2K^d} |\mathcal{C}_L| > \frac{1}{4K^d} \frac{1}{(1-a)} |T|. \quad (2.24)$$

Therefore $\#(U^c) > \gamma|T|$ if a is sufficiently close to 1, where γ has been fixed in the previous part of the proof.

Now, since $\#(U) \leq \#(U^c)$ we have $I_U \geq I_{U^c}$. Moreover, the collection of K -cubes T is for the set U^c exactly what S is for U , see (2.7) and (2.8). As discussed in Remark 2 we can repeat the argument leading to (2.16) with U replaced by U^c and S replaced by T since that argument applies despite the fact that now $\#(U^c) > \frac{1}{2} \xi(\Lambda_L)$. Thanks to the bound $\#(U^c) > \gamma|T|$, we can therefore estimate as in (2.16):

$$I_U \geq I_{U^c} \geq L^{-\varepsilon}. \quad (2.25)$$

2.2.3. Conclusion. To finish the proof of Theorem 1.1 we only have to gather the estimates in (2.16), (2.20), (2.23) and (2.25) to obtain that for arbitrary $\varepsilon > 0$ there exists $c > 0$ such that \mathcal{P} -a.s., for all L sufficiently large we have

$$I_U \geq c \min \left\{ L^{-\varepsilon}, \#(U)^{-\frac{1}{d}} \right\}, \quad (2.26)$$

for any set $U \subset \xi_L$ with $\#(U) \leq \frac{1}{2} \xi(\Lambda_L)$. Passing to the function φ_L defined in (1.6) we arrive at the almost sure estimate

$$\varphi_L(t) \geq c \min \left\{ \frac{1}{L^\varepsilon}, \frac{1}{t^{\frac{1}{d}} \xi(\Lambda_L)^{\frac{1}{d}}} \right\}. \quad (2.27)$$

Since by (1.4) $\xi(\Lambda_L) = O(L^d)$ almost surely, (2.27) immediately implies the estimate in Theorem 1.1.

Remark 4. For further applications related to the Palm distribution (see Section 4.4), we point out that the proof given above can be easily adapted to show that for every $\varepsilon > 0$ there exists $\delta > 0$ such that \mathcal{P} -a.s., for all $0 < t \leq 1/2$,

$$\inf_{z \in \Lambda_1} \inf_{\substack{U \subset \xi_{z, L-1}: \\ \#(U) \leq t \#(\xi_{z, L-1})}} \frac{1}{\#(U)} \sum_{x \in U, y \in \xi_{z, L-1} \setminus U} e^{-|x-y|^\alpha} \geq \delta \min \left\{ \frac{1}{L^\varepsilon}, \frac{1}{t^{1/d} L} \right\}, \quad (2.28)$$

for L sufficiently large, where

$$\xi_{z, L-1} := \xi \cap \Lambda_{z, L-1}, \quad \Lambda_{z, L-1} := \Lambda_{L-1} + z.$$

We sketch below the argument needed to derive (2.28).

Fix $z \in \Lambda_1$, consider $U \subset \xi_{z,L-1}$ with $\#(U) \leq \frac{1}{2}\#(\xi_{z,L-1})$ and set $U^c := \xi_{z,L-1} \setminus U$. Replace in the previous proof \mathcal{C}_L with \mathcal{C}_{L-2} and keep all the remaining notation (up to the above substitutions). Note that $\xi_{z,L-1} \subset \Lambda_{z,L-1} \subset \Lambda_L$ and that, due to (1.4),

$$c_1 L^d \leq \#(\xi_{L-2}) \leq \#(\xi_{z,L-1}) \leq \#(\xi_L) \leq c_2 L^d, \quad (2.29)$$

for suitable positive constants c_1, c_2 which do not depend on z . Moreover, observe that (2.1) still holds with \mathcal{C}_L replaced with \mathcal{C}_{L-2} and that, by choosing C_2 large enough, every $C_2(\log L)^{\frac{1}{d}}$ -cube included in Λ_{L-2} must contain a point of ξ , and hence a point of $\xi_{z,L-1}$ (see the derivation of (2.2)).

Consider the case $\#(U) > \gamma|S|$ of Section 2.2.1. All the arguments before (2.14) remain true, but the explanation of (2.10) is now as follows: every K -cube in \mathcal{C}_{L-2} contains a point in $\xi_{L-2} \subset \xi_{z,L-1}$ and in particular, if B_y is a K -cube with $B_y \in \Gamma_w \cap \mathcal{C}_{L-2}$, it must be $B_y \cap \xi_{z,L-1} \neq \emptyset$ and $B_y \cap U^c = \emptyset$, hence $B_y \cap U \neq \emptyset$ and therefore $B_y \in S$. In order to establish (2.14) we need to show that each strong special cube Γ_s contains points x, y such that $x \in U$, $y \in U^c$ and $|x - y| \leq c(d) C_2 (\log L)^{\frac{1}{d}}$. The arguments given in the proof of Theorem 1.1 have to be slightly modified by defining $\{W_i\}$ as the family of $C_2(\log L)^{\frac{1}{d}}$ -cube included in Λ_{L-2} and observing that each W_i must contain a point of $\xi_{z,L-1}$, while the set $\Gamma_s \setminus \Lambda_{L-2}$ is very thin since it is included in $\Lambda_L \setminus \Lambda_{L-2}$. Having (2.14), (2.16) is derived as in the proof of Theorem 1.1.

Both the case $\#(U) \leq \gamma|S|$ of Section 2.2.1 and the conclusions of Section 2.2.3 do not need any additional modification.

2.3. Proof of Corollary 1.2. It suffices to apply the average conductance bound derived in Corollary 1.1 of [9], see also [16] for a similar bound. In our context, this can be stated as follows.

Lemma 2.2. *For any $L \in \mathbb{N}$, the mixing time $\tau(L)$ satisfies*

$$\tau(L) \leq 4 \int_{4/\xi(\Lambda_L)}^{4e} \frac{dt}{t \varphi_L^*(t)^2}, \quad (2.30)$$

where $\varphi_L^*(t) = \varphi_L(t)$ for $t \leq \frac{1}{2}$ and $\varphi_L^*(t) = \Phi_L = \varphi_L(\frac{1}{2})$ for $t > \frac{1}{2}$.

The proof of Lemma 2.2 is given in [9] for the case of a continuous-time Markov kernel H_t as in (1.12) with generator \mathcal{L} of the form $K - 1$ where K is a stochastic matrix. Our generator is not of this form (see (1.10)) but a close check of the proof in [9] (see Theorem 1.1 and its corollaries there) reveals that the estimate in Lemma 2.2 above holds without modification for our model.

To finish the proof of Corollary 1.2 we take $\varepsilon = \frac{1}{2}$ in Theorem 1.1 and observe that neglecting multiplicative constants the integral in (2.30) can be bounded from above by

$$\int_{4/\xi(\Lambda_L)}^{L^{-d/2}} \frac{dt}{t L^{-1}} + \int_{L^{-d/2}}^{1/2} \frac{dt}{t^{1-2/d} L^{-2}} + \int_{1/2}^{4e} \frac{dt}{t L^{-2}}. \quad (2.31)$$

Since by (1.4) $\xi(\Lambda_L) = O(L^d)$ almost surely, the first term contributes at most $O(L \log L)$. The second and third terms are both $O(L^2)$. This ends the proof.

3. PROOF OF THEOREM 1.3

We start with the case $\alpha > d$. Here we show that for any $\rho > 0$, for any $\delta > 0$, $\mathcal{P}_{*,\rho}$ -a.s.

$$\Phi_L \leq L^{-\frac{1}{\delta}}, \quad (3.1)$$

for L sufficiently large, where Φ_L is Cheeger's constant. The claim (1.22) will then follow from the standard bound $\gamma(L) \geq \frac{1}{2} \Phi_L^{-1}$, see e.g. [20].

To prove (3.1) we observe that \mathcal{P} -a.s., for L sufficiently large, then at least one of the $C_2(\log L)^{\frac{1}{d}}$ -cubes $W_x \subset \Lambda_L$ has the property that there is exactly one point x_* in $\xi \cap W_x$ such that $d(x_*, W_x^c)$ (euclidean distance from x_* to the complement of W_x) is larger than $\frac{1}{4} C_2(\log L)^{\frac{1}{d}}$. Indeed, let W be a given $C_2(\log L)^{\frac{1}{d}}$ -cube, and call w the cube with the same center as W but with side equal to $\frac{1}{2} C_2(\log L)^{\frac{1}{d}}$. Let E denote the event that $\xi(w) = 1$ and $\xi(W \setminus w) = 0$. Then

$$\begin{aligned} q &:= \mathcal{P}_{*,\rho}(E) = \mathcal{P}_{*,\rho}(\xi(w) = 1) \mathcal{P}_{*,\rho}(\xi(W \setminus w) = 0) \\ &= \rho \frac{C_2^d}{2^d} \log L e^{-\rho \frac{C_2^d}{2^d} \log L} e^{-\rho C_2^d \left(1 - \frac{1}{2^d}\right) \log L} \\ &= \rho \frac{C_2^d}{2^d} \log L e^{-\rho C_2^d \log L}. \end{aligned} \quad (3.2)$$

Since there are $L^d / C_2^d \log L$ cubes W_x in Λ_L , the probability that there is no $W_x \subset \Lambda_L$ with the property above is bounded from above by

$$(1 - q)^{L^d / C_2^d \log L} \leq e^{-\frac{q L^d}{C_2^d \log L}}. \quad (3.3)$$

For every $\rho > 0$ we can find C_2 small enough so that e.g. $q L^d \geq L^{\frac{d}{2}}$, which implies that (3.3) is summable. Therefore our claim about the existence of the point x_* follows from the Borel–Cantelli lemma.

Once we have the point x_* as above we can choose $U = \{x_*\}$ and we obtain

$$\Phi_L \leq I_U \leq \xi(\Lambda_L) e^{-(\frac{1}{4} C_2(\log L)^{\frac{1}{d}})^\alpha}. \quad (3.4)$$

Since $\alpha > d$ and $\xi(\Lambda_L) = O(L^d)$ almost surely (see (1.4)), this concludes the proof of (3.1).

We turn to the case $\alpha = d$. Here the constant C_2 of the $C_2(\log L)^{\frac{1}{d}}$ -cubes W_x plays an important role. We start with the case ρ small. In this case we proceed with the same argument leading to (3.1). Namely, however large the constant C_2 , using (3.2) and (3.3) we see that if ρ is suitably small (e.g. $\rho < d/(2C_2^d)$) we can find the desired point x_* as above with probability 1. Then, as in (3.4)

$$\Phi_L \leq I_U \leq \xi(\Lambda_L) e^{-\frac{C_2^d}{4^d} \log L}. \quad (3.5)$$

Since $\xi(\Lambda_L) = O(L^d)$ almost surely, (3.1) follows by taking C_2 large (and ρ small) enough.

To prove the claim for ρ large we use the same argument as in the proof of Theorem 1.1. Recall that the only place where the constant α had a role in that proof was in (2.16). As explained in Remark 3, in the case $\alpha = d$ we need to take C_2 sufficiently small, so that (2.16) holds with, say, $\varepsilon = \frac{1}{2}$. Also, note that this value of ε in the estimate for the isoperimetric profile φ_L in (1.7) is sufficient to prove Corollary 1.2, see (2.31).

Therefore, we only need to exploit the fact that if ρ is suitably large then C_2 can be small and we still have that almost surely all $C_2(\log L)^{\frac{1}{d}}$ -cubes $W_x \subset \Lambda_L$ intersect ξ_L . This is possible since if W_x is a $C_2(\log L)^{\frac{1}{d}}$ -cube such that $W_x \subset \Lambda_L$ then

$$\mathcal{P}_{*,\rho}(\xi(W_x) = 0) = e^{-\rho C_2^d \log L}.$$

Therefore the probability that there exists one such cube with $\xi(W_x) = 0$ is bounded above by

$$L^d e^{-\rho C_2^d \log L}.$$

Thus, the Borel–Cantelli lemma shows that it suffices to take $\rho > (d+1)/C_2^d$. This ends the proof of Theorem 1.3.

4. EXAMPLES

We are going to find sufficient conditions that guarantee that the process \mathcal{P} satisfies assumptions (A1) and (A2). To check the stochastic domination requirement (A1) a very useful criterium is provided by one of the main results of [12], which can be reformulated as follows in our setting. Recall that $B_x, x \in \mathbb{Z}^d$ are the cubes of side K and σ_x is the indicator of the event $\xi(B_x) \geq 1$. For every $x \in \mathbb{Z}^d$ and $D > 0$, let $U_{D,x}$ denote the set $U_{D,x} = \{y \in \mathbb{Z}^d : |y - x| > D\}$.

Lemma 4.1. *Suppose there exist $D > 0$ such that for all $x \in \mathbb{Z}^d$*

$$\mathcal{P}(\sigma_x = 1 \mid \sigma = \zeta \text{ on } U_{D,x}) \geq p, \quad (4.1)$$

for \mathcal{P} -a.a. $\zeta \in \{0,1\}^{\mathbb{Z}^d}$, where $p = p(D, K)$ is such that $\lim_{K \rightarrow \infty} p(D, K) = 1$. Then there exists $\rho = \rho(D, K)$ with $\lim_{K \rightarrow \infty} \rho(D, K) = 1$, such that the random field $\{\sigma_x\}$ stochastically dominates the product Bernoulli process with parameter ρ .

Proof. This is a special case of Theorem 1.3 in [12]. \square

To check assumption (A2) one can use the following criterium. Recall that $W_x, x \in \mathbb{Z}^d$ are the cubes of side $C_2(\log L)^{\frac{1}{d}}$.

Lemma 4.2. *Suppose there exist $a > 0$ and $b > 0$ such that for all $z \in \mathbb{R}^d$ and $\ell > 0$*

$$\mathbb{E}_{\mathcal{P}} \left[e^{a\xi(z + \Lambda_\ell)} \right] \leq e^{b|\Lambda_\ell|}. \quad (4.2)$$

Then for all C_2 there exists $C < \infty$ such that for all $x \in \mathbb{Z}^d$ with $W_x \cap \Lambda_L \neq \emptyset$

$$\xi(W_x) \leq C \log L,$$

\mathcal{P} -a.s. for L sufficiently large. In particular, \mathcal{P} satisfies (A2).

Proof. This follows immediately from the Borel–Cantelli lemma. Indeed, for a fixed $x \in \mathbb{Z}^d$, (4.2) implies

$$\mathcal{P}(\xi(W_x) \geq C \log L) \leq e^{-aC \log L} \mathbb{E}_{\mathcal{P}}[e^{a\xi(W_x)}] \leq e^{-(aC - bC_2^d) \log L}.$$

Then if C is large enough, we see that

$$\sum_{x: W_x \cap \Lambda_L \neq \emptyset} \mathcal{P}(\xi(W_x) \geq C \log L)$$

is summable in $L \in \mathbb{N}$. \square

As discussed in Remark 1 the reverse bound $\gamma(L) \geq \delta L^2$ can be obtained as soon as (1.19) and (1.20) hold. While (1.19) is easily seen to hold under the ergodicity assumption or under assumption (A1), the bound (1.20) is slightly less obvious. The following lemma shows that (1.20) holds if we assume that \mathcal{P} is dominated by a point process $\tilde{\mathcal{P}}$ satisfying a certain decay of correlations. Let $N_x, x \in \mathbb{Z}^d$ denote the number of points in the unit cubes $x + [0, 1)^d$.

Lemma 4.3. *Suppose that $\mathcal{P} \preceq \tilde{\mathcal{P}}$, $\sup_{x \in \mathbb{Z}^d} \mathbb{E}_{\tilde{\mathcal{P}}} (N_x^2) < \infty$ and that the following clustering property holds for $\tilde{\mathcal{P}}$: there exists a decreasing function $f : \mathbb{R}_+ \rightarrow \mathbb{R}_+$ and $\varepsilon > 0$ with $\limsup_{\ell \uparrow \infty} f(\ell) \ell^{1+\varepsilon} < \infty$, such that for all $\{x_i\} \in \mathbb{Z}^d$, $i = 1, \dots, 4$*

$$|\text{Cov}_{\tilde{\mathcal{P}}}(N_{x_1}N_{x_2}, N_{x_3}N_{x_4})| \leq f(d(\{x_1, x_2\}, \{x_3, x_4\})). \quad (4.3)$$

Then, for any $\alpha > 0$, (1.20) holds for \mathcal{P} .

Proof. Let D denote the expression in the left hand side of (1.20). We can bound, by taking the constant C suitably large,

$$D \leq C W_L, \quad W_L := \sum_{x_1, x_2 \in S_L} N_{x_1} N_{x_2} e^{-\frac{1}{2}|x_1 - x_2|^\alpha},$$

where $S_L = \{x \in \mathbb{Z}^d : (x + [0, 1)^d) \cap \Lambda_L \neq \emptyset\}$. Then we only need to prove that $W_L \leq C L^d$ \mathcal{P} -a.s. for L sufficiently large.

Since $\mathbb{E}_{\tilde{\mathcal{P}}}(N_x N_y) \leq \sup_x \mathbb{E}_{\tilde{\mathcal{P}}}(N_x^2) < \infty$, for $\tilde{\mathcal{P}}$ we have

$$\mathbb{E}_{\tilde{\mathcal{P}}}(W_L) \leq C \sum_{x_1, x_2 \in S_L} e^{-\frac{1}{2}|x_1 - x_2|^\alpha} \leq C_0 L^d,$$

for some finite constant C_0 . Moreover, $\mathcal{P} \preceq \tilde{\mathcal{P}}$ implies that

$$\mathcal{P}(W_L \geq 2C_0 L^d) \leq \tilde{\mathcal{P}}(W_L \geq 2C_0 L^d). \quad (4.4)$$

Therefore Chebyshev's inequality yields

$$\mathcal{P}(W_L \geq 2C_0 L^d) \leq C_0^{-2} L^{-2d} \text{Var}_{\tilde{\mathcal{P}}}(W_L). \quad (4.5)$$

Using (4.3)

$$\begin{aligned} \text{Var}_{\tilde{\mathcal{P}}}(W_L) &= \sum_{x_1, x_2, x_3, x_4 \in S_L} e^{-\frac{1}{2}|x_1 - x_2|^\alpha - \frac{1}{2}|x_3 - x_4|^\alpha} \text{Cov}_{\tilde{\mathcal{P}}}(N_{x_1}N_{x_2}, N_{x_3}N_{x_4}) \\ &\leq \sum_{x_1, x_2, x_3, x_4 \in S_L} e^{-\frac{1}{2}|x_1 - x_2|^\alpha - \frac{1}{2}|x_3 - x_4|^\alpha} f(d(\{x_1, x_2\}, \{x_3, x_4\})). \end{aligned}$$

By symmetry

$$\begin{aligned} &\sum_{x_1, x_2, x_3, x_4 \in S_L} e^{-|x_1 - x_2|^\alpha - |x_3 - x_4|^\alpha} f(d(\{x_1, x_2\}, \{x_3, x_4\})) \\ &\leq 4 \sum_{\ell=0}^L \sum_{x_1 \in S_L} \sum_{x_2 \in \mathbb{Z}^d} e^{-\frac{1}{2}|x_1 - x_2|^\alpha} \sum_{\substack{x_3 \in S_L : \\ |x_1 - x_3|_\infty = \ell}} \sum_{x_4 \in \mathbb{Z}^d} e^{-\frac{1}{2}|x_3 - x_4|^\alpha} f(\ell) \\ &\leq C L^d \sum_{\ell=0}^L f(\ell) \ell^{d-1} \leq C' L^{2d-1-\varepsilon}. \end{aligned}$$

This shows that $\text{Var}_{\tilde{\mathcal{P}}}(W_L) \leq C' L^{2d-1-\varepsilon}$, for some constant C' . From (4.5)

$$\mathcal{P}(W_L \geq 2C_0 L^d) \leq C L^{-1-\varepsilon},$$

for some other constant C , and the claim (1.20) follows from the Borel–Cantelli lemma. \square

We turn to some specific examples.

4.1. Poisson processes. Suppose $\mathcal{P} = \mathcal{P}_{*,\rho}$ is the homogeneous Poisson point process with intensity $\rho > 0$. Then (A1) is obviously satisfied since $\xi(B_x)$ are i.i.d. Poisson random variables with parameter ρK^d and σ_x are independent Bernoulli variables with $p = 1 - e^{-\rho K^d}$. It follows that (A1) is satisfied by any \mathcal{P} such that $\mathcal{P} \succeq \mathcal{P}_{*,\rho}$ for some $\rho > 0$. Moreover, $\mathcal{P}_{*,\rho}$ satisfies the hypothesis of Lemma 4.2 with $b = \rho(e^a - 1)$ for any $a > 0$. Thus (A2) is satisfied by any \mathcal{P} such that $\mathcal{P} \preceq \mathcal{P}_{*,\rho}$ for some $\rho > 0$. In particular, if \mathcal{P} is such that

$$\mathcal{P}_{*,\rho_1} \preceq \mathcal{P} \preceq \mathcal{P}_{*,\rho_2}, \quad (4.6)$$

with some $0 < \rho_1 < \rho_2 < \infty$ then both (A1) and (A2) hold. The domination (4.6) holds in particular for non-homogeneous Poisson processes with intensity function $\varphi(x)$ such that $\rho_1 \leq \varphi(x) \leq \rho_2$, see e.g. [8].

Using Lemma 4.3 it is easy to check that any point process \mathcal{P} satisfying (4.6) must satisfy (1.19) and (1.20) so that the reverse bound $\gamma(L) \geq \delta L^2$ discussed in Remark 1 holds.

4.2. Thinning of point processes with uniform bounds on the local density. Consider a point process ξ such that \mathcal{P} -a.s.

$$1 \leq \xi(\ell x + \Lambda_\ell) \leq n, \quad \forall x \in \mathbb{Z}^d, \quad (4.7)$$

for suitable constants $n, \ell > 0$. Given $p \in (0, 1]$, let $\hat{\xi}$ be the p -thinning of ξ , namely $\hat{\xi}$ is obtained from ξ by erasing points of ξ independently with probability $1 - p$. Note that $\xi = \hat{\xi}$ if $p = 1$. The process $\hat{\xi}$ can model both crystal/quasi-crystal structures ($p = 1$) and their variants due to defects ($p \in (0, 1)$). Trivially $\hat{\xi}$ satisfies assumptions (A1), (A2) and conditions (1.19), (1.20) of Remark 1 (recall that condition (1.19) is implied by (A1)). A typical example of point process $\hat{\xi}$ is given by the diluted \mathbb{Z}^d , defined as the p -thinning of $\xi \equiv \mathbb{Z}^d$.

4.3. High-temperature/low-fugacity gas. Consider a Gibbsian random point field described by the following formal Hamiltonian function

$$H(\xi) = \sum_{x,y \in \xi} \varphi(x - y) \quad (4.8)$$

where $\varphi : \mathbb{R}^d \rightarrow \mathbb{R}$ is an even function (the two-body potential). It is known that under suitable hypothesis on φ and for sufficiently small values of the inverse temperature β and of the fugacity λ one can apply cluster expansion techniques to obtain a well defined Gibbs field $\mathcal{P}_{\beta,\lambda}$ in the usual DLR sense, [19]. We now consider the case of non-negative finite range potentials in detail. We comment briefly on other models afterwards.

4.3.1. Non-negative, finite range potential. Suppose $\varphi : \mathbb{R}^d \rightarrow \mathbb{R}$ is a measurable even function such that $\varphi \geq 0$ and $\varphi(x) = 0$ for $|x| > R$, for some $R < \infty$. Then a uniformly convergent cluster expansion has been obtained by several authors. In particular, at sufficiently small values of β, λ there exists a unique Gibbs measure $\mathcal{P} = \mathcal{P}_{\beta,\lambda}$ for the interaction (4.8). In [21] this is derived together with exponential clustering properties for the random field \mathcal{P} that hold uniformly in the boundary conditions outside a given region. We write \mathcal{P}_Λ^η for the Gibbs measure in a bounded Borel subset $\Lambda \subset \mathbb{R}^d$ with boundary condition η as follows. Let Ω_Λ denote the set of finite subsets of Λ , endowed with the

σ -algebra \mathcal{F}_Λ generated by the counting functions $N_A : \xi \rightarrow \#(\xi \cap A)$, $A \subset \Lambda$. Then if f is a measurable function on Ω_Λ we define

$$\mathbb{E}_{\mathcal{P}_\Lambda^\eta}[f] = \frac{1}{Z_\Lambda^\eta} \sum_{n=0}^{\infty} \frac{\lambda^n}{n!} \int_{\Lambda^n} e^{-\beta H_\Lambda^\eta(\omega)} f(\omega) d\omega, \quad (4.9)$$

where f has been identified with a symmetric function on $\cup_{n \geq 0} \Lambda^n$, Z_Λ^η is the normalizing constant, and for any finite $\omega \subset \Lambda$ and any locally finite $\eta \subset \mathbb{R}^d$

$$H_\Lambda^\eta(\omega) = \sum_{\substack{\{x,y\} \subset \omega \cup (\eta \cap \Lambda^c) : \\ \{x,y\} \cap \Lambda \neq \emptyset}} \varphi(x-y). \quad (4.10)$$

The following estimates have been established in [2], Corollary 2.4 and Corollary 2.5, based on the expansion presented in [21]. We give some preliminary notation. The support of f is the smallest Λ such that f is \mathcal{F}_Λ measurable and is denoted by Λ_f . Moreover, $\bar{\Lambda}_f$ stands for its euclidean enlargement by R , where R is the range of the interaction, i.e. $\bar{\Lambda}_f = \{x \in \mathbb{R}^d : d(x, \Lambda_f) \leq R\}$. For any $\eta, \tau \in \Omega$ we set $\eta \Delta \tau = (\eta \cup \tau) \setminus (\eta \cap \tau)$ for the symmetric difference. Then Corollary 2.5 of [2] is stated as follows.

Lemma 4.4. *Let β, λ be such that*

$$\frac{\lambda \epsilon(\beta)}{1 - 2\lambda \epsilon(\beta)} < 1, \quad \epsilon(\beta) := e \int_{\mathbb{R}^d} (1 - e^{-\beta \varphi(x)}) dx. \quad (4.11)$$

Then there exist $C < \infty$ and $m > 0$ such that for any bounded $\Lambda \subset \mathbb{R}^d$, for any local function f and any pair of boundary conditions η, τ satisfying $d(\Lambda_f, \eta \Delta \tau) > 3R$ and $|\bar{\Lambda}_f| \leq \exp[m(d(\Lambda_f, \eta \Delta \tau) - R)]$ we have

$$\left| \mathbb{E}_{\mathcal{P}_\Lambda^\eta}[f] - \mathbb{E}_{\mathcal{P}_\Lambda^\tau}[f] \right| \leq C \left(\sup_{\eta'} \mathbb{E}_{\mathcal{P}_{\Lambda'}^\eta} [|f|] \right) e^{-m d(\Lambda_f, \eta \Delta \tau)}. \quad (4.12)$$

The above result implies in particular that for β, λ satisfying (4.11) the Gibbs field $\mathcal{P} = \mathcal{P}_{\beta, \lambda}$ is unique. Moreover, $\mathcal{P}_{\beta, \lambda}$ is stationary and ergodic.

Lemma 4.5. *Assume (4.11). Then the Gibbs measure $\mathcal{P} = \mathcal{P}_{\beta, \lambda}$ satisfies (A1) and (A2). Moreover, it satisfies the estimates (1.19) and (1.20) in Remark 1.*

Proof. We start with (A2). Since $\varphi \geq 0$ it is easy to check that (4.2) holds, so that (A2) follows from Lemma 4.2. Indeed, let us prove (4.2) for $\mathcal{P}_{\Lambda_\ell}^\eta$ uniformly in η . Since $Z_{\Lambda_\ell}^\eta \geq 1$, using $H_{\Lambda_\ell}^\eta \geq 0$ we see that

$$\begin{aligned} \mathbb{E}_{\mathcal{P}_{\Lambda_\ell}^\eta} [e^{a \xi(\Lambda_\ell)}] &= \frac{1}{Z_{\Lambda_\ell}^\eta} \sum_{n=0}^{\infty} \frac{(\lambda e^a)^n}{n!} \int_{\Lambda_\ell^n} e^{-\beta H_{\Lambda_\ell}^\eta(\omega)} d\omega \\ &\leq \sum_{n=0}^{\infty} \frac{(\lambda |\Lambda_\ell| e^a)^n}{n!} = \exp(\lambda |\Lambda_\ell| e^a). \end{aligned}$$

Now (4.2) follows from $\mathbb{E}_{\mathcal{P}}[e^{a \xi(\Lambda_\ell)}] = \int \mathbb{E}_{\mathcal{P}_{\Lambda_\ell}^\eta} [e^{a \xi(\Lambda_\ell)}] \mathcal{P}(d\eta)$ and the stationarity of \mathcal{P} .

We remark the fact that (A2) is satisfied could have also been derived from the stochastic domination $\mathcal{P}_{\beta, \lambda} \preceq \mathcal{P}_{*, \lambda}$ which can be shown to follow from non-negativity of φ (repulsive interaction), see [8].

We turn to the proof of (A1). We shall establish (4.1) for the Gibbs measure \mathcal{P} . Let us first observe that, from the ergodicity it follows $\mathcal{P}(\sigma_x = 1) \rightarrow 1$ as $K \rightarrow \infty$. We then

use Lemma 4.4 to obtain the desired estimate in (4.1). Note that if $|x - y| > D$ with D sufficiently large, then $d(B_x, B_y) > D K/2$ for all K . Let $\Lambda = \Lambda(D, K)$ denote the set

$$\Lambda = \{z \in \mathbb{R}^d : d(z, B_x) \leq D K/2\}.$$

We write

$$\mathcal{P}(\sigma_x = 1 \mid \sigma = \zeta \text{ on } U_{D,x}) = \int \mathbb{E}_{\mathcal{P}_\Lambda^\eta}[\sigma_x] \mathcal{P}(d\eta \mid \sigma = \zeta \text{ on } U_{D,x}). \quad (4.13)$$

From (4.12), taking $f = \sigma_x$, $\Lambda_f = B_x$ and $\Lambda = \Lambda(D, K)$ we see that for K large enough $\mathbb{E}_{\mathcal{P}_\Lambda^\eta}[\sigma_x] \geq \mathbb{E}_{\mathcal{P}_\Lambda^\tau}[\sigma_x] - C e^{-m D K/2}$, for any pair of boundary conditions η, τ , with some independent constant C . Then it follows that

$$\mathbb{E}_{\mathcal{P}_\Lambda^\eta}[\sigma_x] \geq \mathbb{E}_{\mathcal{P}}[\sigma_x] - C e^{-m D K/2},$$

uniformly in η . Therefore using (4.13) we obtain

$$\mathcal{P}(\sigma_x = 1 \mid \sigma = \zeta \text{ on } U_{D,x}) \geq \mathbb{E}_{\mathcal{P}}[\sigma_x] - C e^{-m D K/2}. \quad (4.14)$$

Now, the claim follows from $\mathbb{E}_{\mathcal{P}}[\sigma_x] = \mathcal{P}(\sigma_x = 1) \rightarrow 1$ as $K \rightarrow \infty$. This ends the proof of (A1).

Since (1.19) follows from (A1) it remains to check the validity of (1.20). From Lemma 4.3 we know that it suffices to prove (4.3) for \mathcal{P} . This is a special case of the exponential decay of covariances derived in Corollary 2.4 of [2]. \square

4.3.2. Other models. More generally assumptions (A1) and (A2) will hold for $\mathcal{P}_{\beta,\lambda}$ whenever one has uniformly convergent high-temperature/low-fugacity expansion with clustering properties that hold uniformly in the boundary conditions, as in Lemma 4.4. This is known to be the case for some models with multibody interactions under the assumption that the pair potential φ satisfies $\varphi(x) = +\infty$ for $|x| < R_0$ for some $R_0 < \infty$ (hard-core interactions) and under some mild additional assumptions [18] (in particular, one can remove the positivity and finite range requirement on φ). For more general models with only pair interaction, such as the one considered in [11], where φ is only assumed to be stable and exponentially decaying at infinity, one can still establish (A2) using Lemma 4.2 above, but the clustering property derived in Theorem 2 of [11] is not sufficient to establish (A1) here because of the lack of uniformity in the boundary condition. In particular, a uniform result as in Lemma 4.4 is not available in this case.

4.4. Palm distribution. In [7] the authors consider a random walk on the support of a marked simple point process whose jump rates decay exponentially in the jump length and depend via a Boltzmann-type factor in the (energy) marks. The law of the process is the Palm distribution associated to a stationary ergodic marked simple point process. Since the Boltzmann-type factor in the marks is bounded from above and below by positive constants, the estimates of Cheeger's constant, spectral gap and mixing time for the random walk confined in a cubic box of side L reduce to the case of zero energy marks and hence are covered by the following discussion.

Recall that Ω denotes the Borel space of locally finite subsets $\xi \subset \mathbb{R}^d$, endowed with the σ -algebra \mathcal{F} generated by the counting variables $N_\Lambda(\xi) = \#(\xi \cap \Lambda)$, and define Ω_0 as the Borel subset of Ω given by the subsets ξ containing the origin. Given a stationary simple point process on \mathbb{R}^d with law \mathcal{P} and finite intensity ρ , i.e.

$$\rho := \mathbb{E}_{\mathcal{P}}(\xi(\Lambda_1)) < \infty,$$

the associated Palm distribution \mathcal{P}_0 is the probability measure on Ω_0 such that

$$\mathcal{P}_0(A) = \frac{1}{\rho} \int_{\Omega} \mathcal{P}(d\xi) \sum_{z \in \xi_1} \chi_A(\tau_z \xi), \quad \forall A \subset \Omega_0 \text{ Borel}, \quad (4.15)$$

where $\Lambda_1 = [-\frac{1}{2}, \frac{1}{2}]^d$, $\xi_1 = \xi \cap \Lambda_1$, χ_A denotes the characteristic function of the event A and $\tau_z \xi$ denotes the translated subset $\xi - z$.

One can apply the results described in the introduction directly to the case \mathcal{P}_0 . Since usually it is simpler to deal with the original law \mathcal{P} than with the associated Palm distribution \mathcal{P}_0 , it is useful to get the same results for \mathcal{P}_0 under suitable assumptions on \mathcal{P} instead \mathcal{P}_0 . We prove that if \mathcal{P} satisfies conditions (A1) and (A2) then the conclusions of Theorem 1.1 and Corollary 1.2 still hold for $\mathcal{P} = \mathcal{P}_0$:

Lemma 4.6. *Suppose that \mathcal{P} satisfies conditions (A1) and (A2) and $\alpha < d$. For every $\varepsilon > 0$ there exists $\delta > 0$ such that \mathcal{P}_0 -a.s.*

$$\varphi_L(t) \geq \delta \min \left\{ \frac{1}{L^\varepsilon}, \frac{1}{t^{1/d} L} \right\}, \quad 0 < t \leq \frac{1}{2}, \quad (4.16)$$

for all L sufficiently large. In particular, there exists $C < \infty$ such that \mathcal{P}_0 -a.s.

$$\Phi_L \geq \delta L^{-1}, \quad (4.17)$$

$$\tau(L) \leq C L^2, \quad (4.18)$$

for all L sufficiently large.

Proof. As discussed in Section 2.3, (4.17) and (4.18) are a direct consequence of (4.16). In order to prove (4.16) consider the event $A_{\delta, \varepsilon, L_0}$ given by the subsets $\xi \in \Omega$ satisfying (4.16) for $L \geq L_0$, $L \in \mathbb{N}$. Due to Remark 4, given $\varepsilon > 0$ there exists $\delta > 0$ such that

$$\mathcal{P}(\exists L_0 > 0 : \tau_z \xi \in A_{\delta, \varepsilon, L_0} \text{ for all } z \in \xi_1) = 1.$$

In particular, due to (4.15), $\lim_{L_0 \uparrow \infty} \mathcal{P}_0(A_{\delta, \varepsilon, L_0}) = 1$, thus implying (4.16) for L sufficiently large \mathcal{P}_0 -a.s. \square

Finally we give a criterium to verify (1.19) and (1.20) of Remark 1:

Lemma 4.7. *Suppose there exist positive constants ε, c_1, c_2 such that \mathcal{P} -a.s.*

$$\xi(\Lambda_{(L-1)/2}) \xi(\Lambda_{L-1} \setminus \Lambda_{3L/4+1}) \geq c_1 L^{2d}, \quad (4.19)$$

$$\sum_{x, y \in \xi \cap \Lambda_{L+1}} e^{-(1-\varepsilon)|x-y|^\alpha} \leq c_2 L^d, \quad (4.20)$$

for L sufficiently large. Then \mathcal{P}_0 -a.s. (1.19) and (1.20) hold for L sufficiently large.

Proof. Recall that $A_1 = \Lambda_{L/2}$, $A_2 = \Lambda_{3L/4}$. Then (4.19) and (4.20) imply for a suitable positive constant C that \mathcal{P} -a.s.

$$\begin{aligned} \tau_z \xi(A_1) \tau_z \xi(\Lambda_L \setminus A_2) &\geq c_1 L^{2d}, \\ \sum_{x, y \in (\tau_z \xi)_L} e^{-|x-y|^\alpha} (|x| - |y|)^2 &\leq C L^d, \end{aligned}$$

for all $z \in \xi_1$ if L sufficiently large. Hence the thesis follows from the identity (4.15). \square

Note that to verify (4.19), (4.20) it is enough to apply the same arguments suggested for the check of (1.19) and (1.20) in the general case. In particular, it is simple to verify that (4.19) holds if \mathcal{P} is ergodic or satisfies assumption (A1), while (4.20) holds if the assumptions of Lemma 4.3 are fulfilled.

Acknowledgments. We thank Fabio Martinelli and Tobias Kuna for useful comments and discussions. We acknowledge the support of M.I.U.R.(Cofin).

REFERENCES

- [1] I. Benjamini, E. Mossel, *On the mixing time of a simple random walk on the super critical percolation cluster*. Probab. Theory Related Fields **125**, 408–420, 2003
- [2] L. Bertini, N. Cancrini, F. Cesi, *The spectral gap for a Glauber-type dynamics in a continuous gas*, Ann. Inst. H. Poincaré Probab. Statist. **38**, 91–108, 2002
- [3] N. Berger, M. Biskup, *Quenched invariance principle for simple random walk on percolation clusters*, Probab. Theory Related Fields, to appear (2006)
- [4] P. Caputo, A. Faggionato, *in preparation*
- [5] D.J. Daley, D. Vere-Jones, *An introduction to the theory of point processes*. Springer, New York, 1988.
- [6] A. De Masi, P.A. Ferrari, S. Goldstein, W.D. Wick, *Invariance principle for reversible Markov processes with applications to random motions in random environments*, J. Stat. Phys. **55**, 787–855, 1989
- [7] A. Faggionato, H. Schulz-Baldes, D. Spehner, *Mott law as lower bound for a random walk in a random environment*. Comm. Math. Phys., **263**, 21–64, 2006.
- [8] H.-O. Georgii, T. Küneth, *Stochastic comparison of point random fields*. J. Appl. Probab. **34**, 868–881, 1997
- [9] S. Goel, R. Montenegro, P. Tetali, *Mixing Time Bounds via the Spectral Profile*, Electronic J. Probab. **11**, 1–26, 2006
- [10] G. Grimmett, *Percolation*. Second edition. Springer, Grundlehren 321, Berlin, 1999.
- [11] Yu.G. Kondratiev, R.A. Minlos, M. Rockner, G.V. Shchepan'uk, *Exponential mixing for classical continuous systems*, Stochastic Processes, Physics and Geometry, vol. 1, AMS for the CMS, Providence, Rhode Island, 2000
- [12] T.M. Liggett, R.H. Schonmann, A.M. Stacey, *Domination by product measures*. The Annals of Probability. **25**, 71–95, 1997.
- [13] L. Lovasz, R. Kannan, *Faster mixing via average conductance*, Proc. 1995 ACM STOC
- [14] P. Mathieu, Piatniski, *Quenched invariance principles for random walks on percolation clusters*, arXiv math.PR/0505672
- [15] P. Mathieu, E. Remy, *Isoperimetry and heat kernel decay on percolation clusters*. Ann. Probab. **32**, 100–128, 2004.
- [16] B. Morris, Y. Peres, *Evolving sets, mixing and heat kernel bounds*, Probab. Theory Related Fields, to appear (2006)
- [17] A. Pisztora, *Surface order large deviations for Ising, Potts and percolation models*. Probab. Theory Related Fields **104**, 427–466, 1996.
- [18] A. Procacci, B. Scoppola, *The gas phase of continuous systems of hard spheres interacting via n -body potential* Commun. Math. Phys. **211**, 487–496, 2000
- [19] D. Ruelle, *Statistical Mechanics, Rigorous Results*, Benjamin, New York, 1969
- [20] L. Saloff-Coste, *Lectures on finite Markov chains*. Lecture Notes on Probability theory and Statistics. LNM 1665, Springer Verlag, 1996. Pages 301–413.
- [21] H. Spohn, *Equilibrium fluctuations for interacting Brownian particles*, Commun. Math. Phys. **103**, 1–33, 1986

PIETRO CAPUTO. DIP. MATEMATICA, UNIVERSITA' DI ROMA TRE, L.GO S. MURIALDO 1, 00146 ROMA, ITALY

E-mail address: caputo@mat.uniroma3.it

ALESSANDRA FAGGIONATO. DIP. MATEMATICA, UNIVERSITÀ DI ROMA "LA SAPIENZA", P.LE ALDO MORO 2, 00185 ROMA, ITALY

E-mail address: faggionato@mat.uniroma1.it