

DIAGONAL PEG SOLITAIRE

George I. Bell¹

5040 Ingersoll Pl, Boulder, CO 80303, USA

gibell@comcast.net

Abstract

We study the classical game of peg solitaire when diagonal jumps are allowed. We prove that on many boards, one can begin from a full board with one peg missing, and finish with one peg anywhere on the board. We then consider the problem of finding solutions that minimize the number of moves (where a move is one or more jumps by the same peg), and find the shortest solution to the “central game”, which begins and ends at the center. In some cases we can prove analytically that our solutions are the shortest possible, for other cases we rely on exhaustive computer search.

1. Introduction

Peg solitaire is a puzzle that has been popular for over 300 years, it is most commonly played on the 33-hole or 37-hole boards of figure 1. We refer to a board location as a hole, because on an actual board there is a hole or depression in which the peg (or marble) sits. The game begins with pegs in all the holes except one (figure 1a). The player jumps one peg over another into an empty hole, removing the jumped peg from the board. The goal is to select a sequence of jumps that finish with one peg.

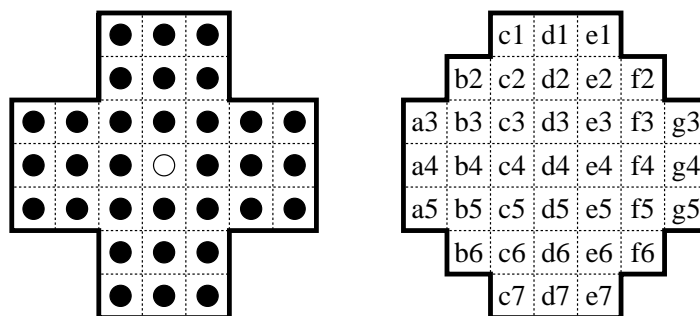


Figure 1: (a) The standard 33-hole board. (b) The 37-hole board, with hole coordinates.

¹<http://www.geocities.com/gibell.geo/pegsolitaire/>

In the standard version of the game, only vertical and horizontal jumps are allowed, and there can be at most four different jumps into any hole. Following Beasley[1], we will refer to this game as **4-move** solitaire. In this paper, we'll explore the version of the game where diagonal jumps in both directions are also allowed—there can then be up to eight jumps into a hole and this will be called **8-move** solitaire. An intermediate version, in which diagonal jumps are allowed in only one direction, is called **6-move** solitaire, and is equivalent to solitaire played on a triangular grid[1] (p. 233).

In this paper, we will consider 8-move solitaire on five square symmetric boards: the “standard” 33-hole board (figure 1a), the 37-hole board (figure 1b), plus three diamond-shaped boards of various sizes (figure 2). The board $Diamond(n)$ has n holes on a side, and a total of $n^2 + (n - 1)^2$ holes. The **central game** is the problem which begins with a full-board with one peg missing at the center, and finishes with one peg in the center. In 4-move solitaire, the central game is not solvable on any of these boards except for the standard 33-hole board. However, as we shall see, in 8-move solitaire the central game is solvable on all five boards.

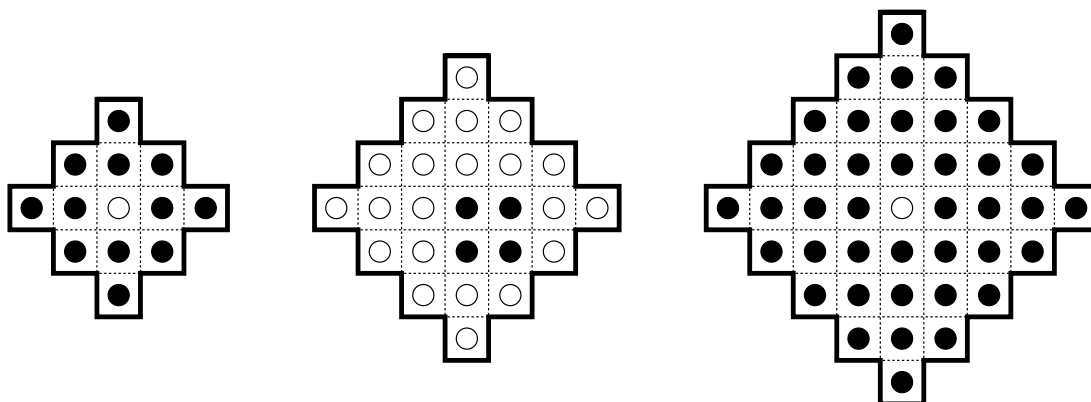


Figure 2: Diamond boards 3, 4 and 5 holes on a side with 13, 25 and 41 holes.

To identify the holes on the board, we use a notation where the rows are labeled, top to bottom 1,2,3, ..., and the columns are labeled left to right a,b,c, ..., as in figure 1b. Note that in this notation the coordinate of the board center is not always the same, the center is $d4$ for $Diamond(4)$ and the boards of figure 1, but is $c3$ for $Diamond(3)$ and $e5$ for $Diamond(5)$.

A solitaire jump is denoted by the starting and ending coordinates for the jump, separated by a dash, i.e. $d4-f4$ for the rightward jump from the center in figure 2b. If the same peg makes one or more jumps, we will call this a **move**. To denote this we add the intermediate coordinates of the jumps, for example $d4-f4-d6-d4$ for the triple-jump move from the center in figure 2b.

A board position B will be denoted by a capital letter, and by B' we mean the **complement** of this board position, where every peg is replaced by a hole, and vice versa. We will also refer to the board position with only the hole $d4$ filled as $d4$; the central game on the

33-hole board is thus the problem of playing from $d4'$ to $d4$.

A common type of peg solitaire problem begins with one peg missing and finishes with one peg, these are called by Beasley **single vacancy to single survivor** problems, or **SVSS** problems. A **complement problem** is the special problem where the starting vacancy and finishing hole are the same, because the starting and ending board positions are complements of one another. Complement problems are particularly attractive because of this symmetry, and the central game is perhaps the most attractive of all because the starting and ending board positions are square symmetric.

The solution to any SVSS problem on the standard 33-hole board consists of exactly 31 jumps, because we begin with 32 pegs and finish with 1 and one peg is lost per jump. However we can also consider the number of moves in a solution, which has a natural interpretation as the number of pegs that must be touched during the solution (not counting those removed from the board). A classical problem in the history of 4-move solitaire is to determine the minimal length solution to all SVSS problems on the standard 33-hole board. In 1912, Ernest Bergholt[3] found a solution to the central game in 18 moves. In 1964, John Beasley proved analytically that the central game can't be solved in under 18 moves[1, 2], so Bergholt's solution is minimal. Subsequently, shortest solutions to all problems on the 33-hole board have been found[1, 2] using exhaustive computer search.

It is preferable to have an analytical proof that a solution to a certain SVSS problem has the minimum number of moves, but this is only rarely possible. In many cases we rely on an exhaustive search for shorter solutions coming up empty. Computational results are more difficult to check and prone to possible programming errors; these can be minimized by checking the program on problems for which a minimum has been proven. However all computational results should be viewed as highly likely until confirmed by independent programs. In this paper we will carefully distinguish analytical from computational results. The word "prove" will only be used for analytical results, for computational results we will use "demonstrate".

The computational technique to find short solutions in this paper is called a search by levels[1] (p. 249). It is a breadth-first search by moves, programmed carefully to avoid searching from the same board position twice. Each level set L_i is a set of board positions, L_0 is the set containing only the initial board position. To calculate L_i from L_{i-1} , we take all board positions in L_{i-1} , and execute all possible single moves. After removing duplicates and board positions seen at previous levels, we obtain L_i , the set of board positions reachable from the starting position in exactly i moves. Note that we do not store the individual moves needed to reach a board position. This requires additional storage and is not necessary, because once the target board position has been reached, it is quite simple to backtrack through the level sets to recover the sequence of board positions, and the moves themselves. Using this technique we can not only find single solutions, but all possible solutions of a given length to the SVSS problem.

In theory a search by levels can find the shortest length solution to any SVSS problem,

but it may take a very long time (months) on the largest board *Diamond*(5). We can speed up the search for minimal solutions, in many cases by several orders of magnitude, by adding carefully chosen constraints.

2. 8-move compared with 4-move solitaire

8-move and 4-move solitaire are similar in one very important way, in regard to the **reversibility** of the game. In 4-move solitaire, if a sequence of jumps takes one from board position A to B , then these jumps executed in the same direction, but in reverse order will take one from B' to A' . This stems from the fact that the basic solitaire jump itself takes the complement of three consecutive board locations. As stated in Winning Ways[2], “Backwards solitaire is just forward solitaire with the notions “empty” and “full” interchanged.” This property is not lost in 6-move or 8-move solitaire, and these games also have the reversibility property. One consequence of this is that any solution to a complement problem, when played in reverse, is a different solution to the same complement problem.

We can separate the pegs into four **categories** (0-3) by their ability to jump into the center, jump horizontally over the center, jump vertically over the center, or jump diagonally over the center (figure 3a). Any peg is in exactly one category, and remains in this category for the entire game. A peg cannot remove another peg of the same category, and in 4-move solitaire a peg can remove pegs only in two of the three other categories. In 6-move and 8-move solitaire, a peg can remove any peg in the other three categories (ignoring any limitation due to the edge of the board). This suggests that in general, the same SVSS problem can be solved in fewer moves in 6 and 8-move solitaire.

However the addition of diagonal jumps does not just add more possible jumps to a board position, but changes the game in a more fundamental way. In 4-move solitaire, a diagonal parity argument separates all possible board positions into 16 **position classes**[1] (the position classes are not related to the categories presented above). The position classes can equivalently be derived using algebraic rules[2]. 4-move solitaire jumps cannot change the board’s position class, so all play is restricted to the position class of the starting position. This restricts the possible starting and finishing holes in a SVSS problem, giving the “Rule of Three”[2]. In contrast, in 8-move solitaire, there is no such restriction on starting and finishing holes.

Theorem 1 Under 8-move solitaire, for all five boards except *Diamond*(3), any SVSS problem is solvable. In other words beginning from a full board with one peg missing, it is possible to finish with one peg at any board location.

Proof: Consider the board position of figure 3b with only the central 9 board locations occupied. We’ll refer to this board position as “C9”. In 4-move solitaire, C9 is in the position class of the empty board, and it is impossible to reach any single peg finish. In

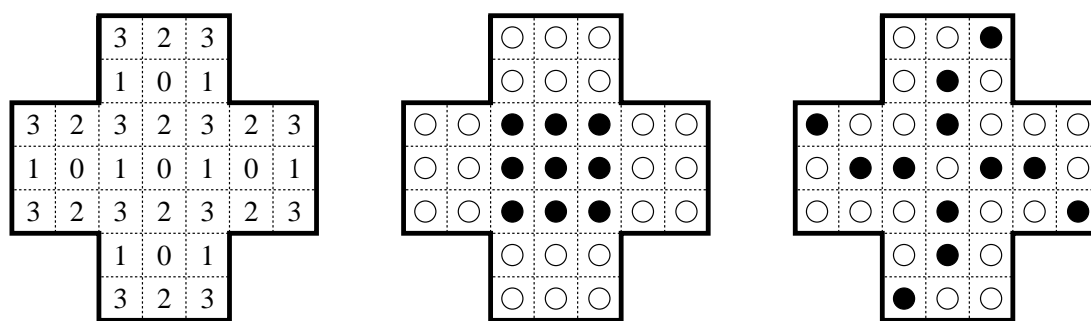


Figure 3: (a) Four categories of pegs (b) the board position $C9$ (c) $P12$

8-move solitaire, however, it is possible to play from $C9$ to finish with one peg anywhere on the board. This is the case not only for the 33-hole board, but also on the 37-hole board and *Diamond*(5). Because the board position $C9$ is square symmetric, we need only list a few solutions to prove this—these solutions can be found in Appendix A.

The proof will be complete if it is possible to solve the $C9$ complement (play from $C9'$ to $C9$), for we can then construct a solution to any SVSS problem from a' to b as follows: (1) we take a solution from $C9$ to a , and reverse it to obtain a solution from a' to $C9'$, (2) we then play from $C9'$ to $C9$ and finally (3) from $C9$ to b .

The $C9$ complement problem is an interesting puzzle in itself, and could be called the “big central game”. The $C9$ complement is only solvable for the two largest boards, the 37-hole board and *Diamond*(5). A solution to the problem on the 37-hole board is shown in figure 4, while a solution on *Diamond*(5) is in Appendix A.

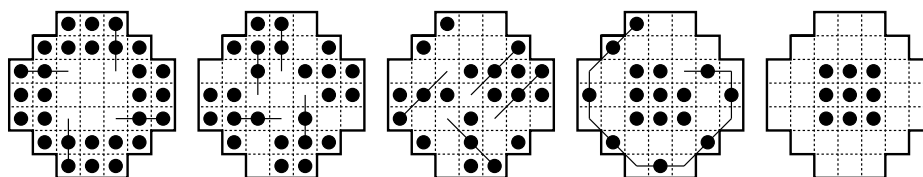


Figure 4: A 13 move solution to the $C9$ complement on the 37-hole board.

It remains to prove the theorem in the case of the 33-hole board and *Diamond*(4). In the first case we just need to work a bit harder. Although the $C9$ complement is unsolvable (as will be proven shortly), we can find another board position $P12$ (figure 3c) from which any finishing location can also be reached (see Appendix A). Moreover it is easy to play from $P12'$ to $C9$, even without diagonal jumps. Therefore our solution from a' to b goes from a' to $P12'$ to $C9$ to b .

For *Diamond*(4), Theorem 1 does not fall to such elegant arguments, and we have only demonstrated the result using exhaustive search. Fortunately, exhaustive search goes fairly quickly since the board has only 25 holes.

For $Diamond(3)^2$, we can easily prove that not all SVSS problems are solvable using the **resource count** or **pagoda function** in figure 5a. A resource count is a weighting function on the board, carefully devised so that no jump increases its total. To calculate the value of the resource count for a particular board position we simply sum the numbers where a peg is present. If we begin a SVSS problem with a vacancy at one of the holes marked “1” in figure 5a, then the resource count starts at -1, and it is therefore possible to finish with one peg only at the board locations labeled “-1” (the corners).

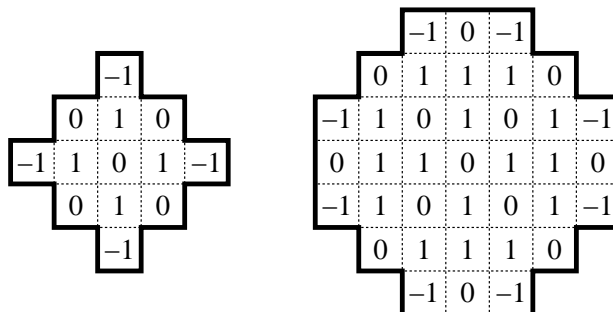


Figure 5: Resource counts for (a) $Diamond(3)$ and (b) the 33 or 37-hole boards.

These restrictions are only necessary conditions, however, and there are SVSS problems on $Diamond(3)$ feasible by the resource count that are not solvable. Exhaustive search demonstrates, for example, that if we start with a vacancy at $c2$, we can only finish at $c1$ or $c5$, not at $a3$ or $e3$.

The reader is cautioned that the majority of resource counts for 4-move solitaire are not valid in 8-move solitaire. Careful checking of all jumps, regular and diagonal, is required to ensure that a particular weighting is a valid resource count.

The “cross count” of figure 5b is a valid resource count for 8-move solitaire on the 33 or 37-hole boards. For the $C9$ complement, the value of the resource begins at 4 and ends at 4, so a solution cannot include any jump that reduces this resource count. One such jump is a vertical or horizontal jump into the center, this jump loses 2 and is the only way on the 33-hole to fill the central hole, hence the $C9$ complement is unsolvable on this board. On the 37-hole board, we see that the central hole must be filled by a diagonal jump.

In fact a similar argument using the resource count of figure 5b proves that on the 33-hole board there is no 90° rotationally symmetric board position A that satisfies both: (1) any finishing hole can be reached from A and (2) It is possible to play from A' to A .

²The $Diamond(3)$ board can be purchased under the name “Hoppers”, marketed by ThinkFunTM

3. Short solutions

John Beasley[1] (p. 232) gives a 16 move solution to the central game on the 33-hole board under 8-move solitaire. His comment “but I suspect that this can be improved” was the impetus for this paper. What is the shortest solution to the central game in 8-move solitaire? In this section we will answer this question for all five board types. In fact we will also answer a more general question: what is the shortest solution to any SVSS problem on this board?

3.1 Corner constrained boards

We call a board location a **corner** if there is no jump that can capture a peg at this board location. Note that whether a board location is a corner depends upon the particular type of solitaire—for example in 8-move solitaire *Diamond*(n) has 4 corners, but in 4-move solitaire every hole at the edge of the board is a corner. A **corner peg** is defined as any peg that is in the same category as some corner peg, or equivalently the peg can jump into some corner. Finally, a **corner move** is any move that begins from a corner.

Let us now consider *Diamond*(3). This board has four corners, and the corner pegs are all in the same category. We cannot remove a peg which begins in a corner where it lies, but must first move it to the center. Notice that no move can remove more than one corner peg, namely the center one. Thus the process of removing each peg that starts out in a corner involves at least two moves: moving it to the center and then jumping over it.

If we consider the central game on *Diamond*(3), we must move three of the corner pegs to the center and then jump them, one at a time, and on the final move bring the fourth corner peg to the center. Therefore, no solution to the central game can have fewer than 7 moves. Since a solution can be found in 7 moves (Appendix A), we have proven that it is of minimal length.

Similar arguments work on any board that has the following (qualitative) properties:

1. All corner pegs are in the same category (which implies that no corner move can remove a corner peg).
2. There is no move that can remove a large number of corner pegs.

A board with the above two properties is called **corner constrained**, because the length of the shortest solution is limited primarily by the removal of corner pegs. Of the five boards we consider, the corner constrained boards are *Diamond*(3), the 33-hole board and the 37-hole board. The other two boards are called **edge constrained** and finding short solutions requires a different technique.

Let us consider now the 37-hole board, because much can be proven about this board, without resorting to a computational search.

Theorem 2 Under 8-move solitaire on the 37-hole board:

1. The central game cannot be solved in less than 13 moves.
2. No SVSS problem can be solved in less than 12 moves.
3. The $C9$ complement cannot be solved in less than 13 moves, and all the moves of a 13 move solution must start outside and end inside the central 9 holes.

Proof: This board has 8 corners and the central game begins with 12 corner pegs and finishes with zero. In addition, no move can remove more than four corner pegs (those at $c3$, $e3$, $c5$ and $e5$). Therefore we will need 8 corner moves, plus at least 3 more moves to remove the 12 corner pegs, for a total of 11 moves. However the first move can only be $d2-d4$ or $b2-d4$ (or symmetric equivalents), which remove at most one corner peg, so we need at least 12 moves.

But it is not hard to see that even 12 moves is impossible. For this requires that after the first move, every move either (1) is a corner move that does not finish at a corner, or (2) removes at least 3 corner pegs. If the first move is $d2-d4$, then there is no second move of either kind. If the first move is $b2-d4$, then we can play $c1-c3$ or $e1-c3$, but then we can no longer make a move of either kind.

The second part of Theorem 2 is proven using a similar argument. For a general SVSS problem, we begin with at least 11 corner pegs and finish with one or zero, so we must remove at least 10. In addition there must be at least one move beginning from every corner. This is clear if the corners are all filled at the start, and even if the starting vacancy is at a corner, it is filled by the first move, and therefore there must still be a move out of it. This gives a total of 11 moves, but 11 moves cannot be attained. If we begin anywhere but a corner, then every move must either be a corner move that does not finish at a corner, or remove 2 corner pegs, but there is no way that the first two moves can be like this. If we begin at a corner, then the first move is arbitrary but there is no way the second and third moves can be like this.

For the third part of Theorem 2, the $C9$ complement, we must again have 8 corner moves. These 8 moves can at best leave pegs at the 4 holes $c3$, $e3$, $c5$ and $e5$, which leaves 5 holes in the center that must be filled by at least 5 more moves, for a total of 13 moves. Note that the solution in figure 4 is minimal. For any 13 move solution, 9 of the moves must supply a peg to the central region, and the other 4 moves remove corner pegs and cannot change the number of pegs in the central region (otherwise we will need more than 13 moves). Therefore all the moves must start outside and end inside this region.

The ideas of the above proof can also be incorporated into a numerical scheme that, in a few minutes, can find a 13 move solution to the central game, a 12 move solution to the $c1$ or $c3$ complements, and a 13 move solution to the $C9$ complement. For any board position B we come up with a lower bound $m_c(B)$ on the number of moves to any single peg finish. Let $c(B)$ be the number of corner holes occupied by pegs, and $p(B)$ be the number of corner pegs. We must have a move starting from each occupied corner, and separately remove the

corner pegs at most 4 per move. So the number of moves from B to a single peg finish is at least

$$m_c(B) = c(B) + \lceil (p(B) - f)/4 \rceil \quad (1)$$

Where the ceiling operator specifies rounding up to the nearest integer, and f is set to either 0 or 1 depending on which finishing locations we allow. Setting $f = 0$ will allow any single peg finish except for a corner peg. If we want to find solutions that finish with one peg anywhere, we use $f = 1$.

To use equation (1) in a search by levels, we first select a number M , which is the length of the longest solution we are searching for. At each level i , the level set L_i contains board positions that can be reached exactly i moves from the start. We require that the board positions in L_i also satisfy the constraint

$$i + m_c(B) \leq M \quad (2)$$

which must be satisfied by any solution of length $\leq M$. Even if we are looking for a solution to the central game, one does not lose much by taking $f = 1$, because for very little additional effort we calculate all possible finishing locations.

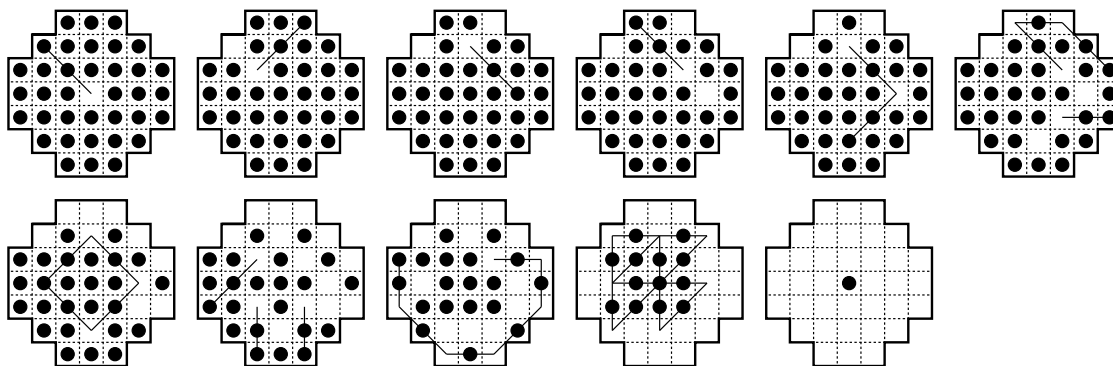


Figure 6: A minimal 13 move solution to the central game on the 37-hole board.

Adding the constraint (2) to a search by levels greatly truncates the search space on the 37-hole board, and we can find a 13 move solution to the central game in a matter of minutes (figure 6), whereas an unconstrained search would take days of CPU time.

The above numerical technique is based on finding solutions with single peg finishes, and cannot be applied to the $C9$ complement problem. However we can use the constraint in Theorem 2 that every move must begin outside and end inside the central region, and we can also rule out any jump that reduces the resource count of figure 5b.

The arguments of Theorem 2 can be applied to the standard 33-hole board to prove that there is no solution to the central game with less than 14 moves. However, an exhaustive search using constraint (2) does not find a 14 move solution. A solution of length 15 can be found (figure 7), only one move shorter and very similar to that given by Beasley. In this

case we have been unable to prove analytically that the shortest solution found has minimal length. Using a computational search, we can also find 13 move solutions to the $c1$ and $c3$ complements, and that these are the shortest SVSS solutions possible on this board.

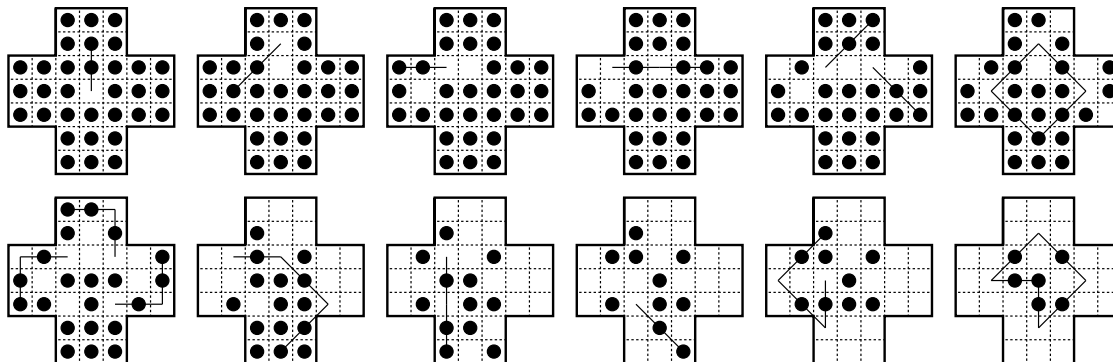


Figure 7: A minimal 15 move solution to the central game on the standard 33-hole board.

3.2 Edge constrained boards

The corner pegs on *Diamond*(4) are not all in the same category, and the techniques of the previous section do not apply. However using a different argument we can see that the presence of the edge of the board (including the corners) significantly constrains the solution length.

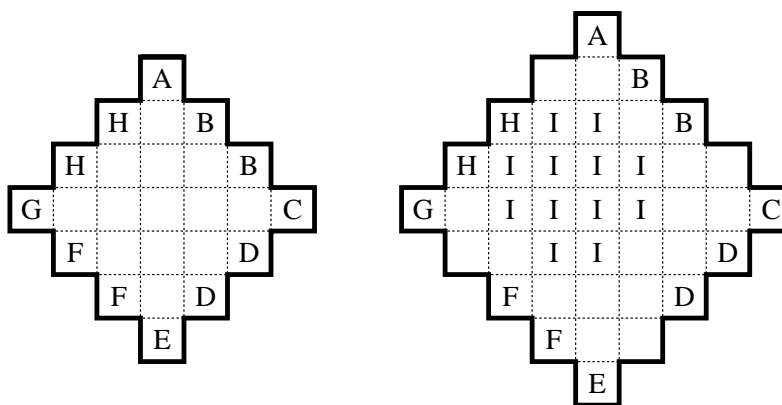


Figure 8: *Diamond*(4) and *Diamond*(5) divided into “Merson regions”, A,B,C,...

Consider *Diamond*(4), and divide the board into eight “Merson regions³” A-H as in figure 8a. The shape of a region is chosen such that when it is entirely filled with pegs, there is no way to remove a peg in the region without a move that originates inside the region.

³named after Robin Merson who first used this concept in 1962 on the 6x6 square board[1] (p. 203)

Theorem 3 Under 8-move solitaire on *Diamond*(4):

1. The central game cannot be solved in less than 10 moves.
2. No SVSS problem can be solved in less than 8 moves.

Proof: At the start of the central game, we have 8 regions full, and neither the first nor the last move can start from these regions, so we need at least 10 moves. Solutions with 10 moves can be found (Appendix A), so they are minimal.

By the same argument, if we begin anywhere in the interior of the board, any SVSS problem requires at least 8 moves. If we begin at a corner, this region is filled by the first move, and we will still need at least 7 more moves. The only remaining possibility for a 7 move SVSS solution is to start along an edge, say $c2$. Every jump must come from the 7 filled regions (A-G), and we cannot jump into a corner or refill any edge region. This forces the jumps: $a4-c2$, $d1-b3$, $e2-c2$, $g4-e2$, which leaves us in a board position where there is no move meeting these constraints. So no SVSS problem is solvable in 7 moves. Yet 8 move solutions do exist (Appendix A).

These ideas can be used in a numerical scheme to find short solutions on *Diamond*(5). From each board position B , we again obtain a lower bound on the number of moves remaining to any single peg finish. We can define $m_r(B)$ as the number of filled regions in figure 8b. This bound can be improved by “sliding” the edge or interior regions to any configuration where they do not overlap. For the best bound, we start with $m_r(B)$ zero, then add +1 for every occupied corner, and for every edge which has two consecutive holes filled (not including the corners). We then rotate the board and add +1 if the region “I” is filled for any orientation. As before we add the constraint $i + m_r(B) \leq M$ to our search by levels.

Another improvement comes from the following idea: if, for some board position B at level i , we have $i + m_r(B) = M$, then *all remaining moves must begin from filled regions*. Thus in our search from this board position, we need only consider moves that begin from filled regions, which can give significant time savings.

Table 1 shows a result of a search by levels for the shortest solution to the central game on *Diamond*(5) with and without the constraint $i + m_r(B) \leq M$. Here we have included the 8-fold symmetry of the problem (there are only 2 different first moves). The second column shows the size of the level sets when the search is unconstrained, this search has not been run to completion. Note that to store the level set L_8 requires over 1.8 Gigabytes of disk space, using 6 bytes per board position, and running this search to completion would take many weeks. In the third column, we use constraint $i + m_r(B) \leq M$ with $M = 10$, which demonstrates that no solution of length 10 exists (ending at the center or any other board location). To find an 11 move solution, we can begin from L_8 in the $M = 10$ column, but relax the constraint to $M = 11$. To find **all** 11 move solutions, however, we must start over from scratch with $M = 11$ as shown in the final column.

In the final two columns of table 1, note that $|L_i|$ decreases at $i = M - 1$. The reason

Level # (i)	Size of level set, $ L_i $		
	unconstrained	$M = 10$	$M = 11$
0	1	1	1
1	2	2	2
2	12	10	12
3	152	66	139
4	2,347	216	1,381
5	43,763	630	9,134
6	890,355	2,002	54,798
7	18,085,322	6,007	372,122
8	325,165,209	17,497	2,739,963
9	not calculated	2,637	20,776,877
10	not calculated	0	15,467,734
11	not calculated	0	8
Total run time	months	0.8 min	10 hrs

Table 1: Results from a search by levels for the central game on *Diamond*(5).

for this is another constraint we have imposed, which is that there must be exactly one peg in some category one move before the finish (this is the finishing peg). In the final column, $L_{11} = 8$ indicates that there are 8 possible finishing locations. Because of the symmetry of the problem, these 8 locations cover most of the board, and this calculation demonstrates that, beginning from the central vacancy, there exists an 11 move solution finishing anywhere except the 4 corners. See Appendix A for an 11 move solution to the central game.

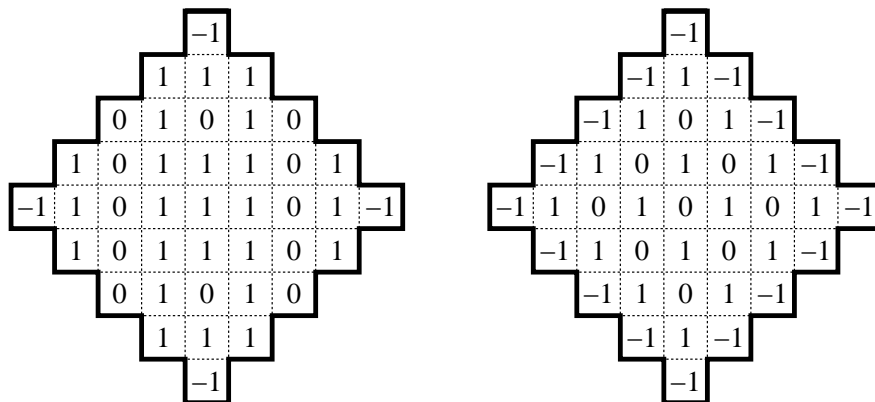


Figure 9: Resource counts on *Diamond*(5) useful for finding short solutions to (a) the *C9* complement in 8-move solitaire and (b) SVSS problems in 4-move solitaire.

On the 37-hole board, the central game and *C9* complement can both be solved in 13 moves, so on *Diamond*(5) we might expect that the *C9* complement could be solved in around 11 moves. However, rather surprisingly, the *C9* complement takes a minimum of 17 moves, despite the fact that 16 fewer pegs are removed compared to the central game.

The resource count of figure 9a is useful for this computation, because for the $C9$ complement it starts at 12 and ends at 9, so we can afford to lose only 3. We can use this in a search by levels by adding the constraint that this resource count must be ≥ 9 .

Another useful constraint for the $C9$ complement is that the number of pegs outside the central region must be at least twice as large as the number of vacancies in the central region. However even with both these constraints it is still very time consuming to calculate to level 16 or 17. A final trick that can be used is to also run the search by levels backwards from the final state. We ran forward 9 levels and backward 7, and found the intersection between these level sets was empty, thus demonstrating that the $C9$ complement cannot be solved in 16 moves. A 17 move solution can be found in Appendix A.

3.3 4-move solitaire (again)

The constraints $i + m_c(B) \leq M$ and $i + m_r(B) \leq M$ have been so powerful in 8-move solitaire, why not use them in 4-move solitaire? For the standard 33-hole board, we can indeed do so, and it reduces the time needed to find Bergholt's solution to the central game from 3 hours (unconstrained) to about 6 minutes. However the other boards have additional corners in 4-move solitaire, and although the constraints can still be used they hardly speed the search up at all.

On the 37-hole board under 4-move solitaire, there are only 10 solvable SVSS problems, and exhaustive search has demonstrated that all require a minimum of 20 or 21 moves[4]. The resource count in figure 9b is valid on this board, and can speed up the search by a factor of 2 or so. On the 37-hole board, using the best constraints known, we find that it actually takes less time to find short solutions to SVSS problems under 8-move solitaire than 4-move solitaire!

On *Diamond*(5) under 4-move solitaire, there are only 4 SVSS problems solvable, all in a minimum of 26 moves[5]. The resource count in figure 9b is very useful in speeding up this search, but again we find that finding minimal length solutions to SVSS problems is comparable or easier under 8-move solitaire.

4. Conclusions

We have found that 8-move solitaire is similar to 4-move solitaire, except for the major difference that, in general, any SVSS problem is solvable. Table 2 summarizes our results on short solutions to SVSS problems on the five boards we have considered. One interesting observation is that the length of a minimal solution seems to have little to do with the number of holes in the board. In going from the 33-hole board to the 37-hole board to *Diamond*(5), 4 holes are added each time, yet the length of the shortest solution to the central game

decreases from 15 to 11. The shape of the board is evidently of great importance in the determining length of the shortest solution.

Board	Holes / Corners	Type	shortest solution in moves to	
			the central game	any SVSS problem
<i>Diamond</i> (3)	13 / 4	corner constrained	7†	7†
<i>Diamond</i> (4)	25 / 4	edge constrained	10†	8†
Standard 33-hole	33 / 8	corner constrained	15	13
37-hole	37 / 8	corner constrained	13†	12†
<i>Diamond</i> (5)	41 / 4	edge constrained	11	11

Table 2: Shortest solutions in 8-move solitaire († - proven analytically).

We have discussed a number of techniques that can speed up the search for short solutions, sometimes by several orders of magnitude:

1. A constraint on the capture of corner pegs, given by equations (1) and (2).
2. A constraint on filled Merson regions, $i + m_r(B) \leq M$.
3. A constraint from a resource count or pagoda function.
4. Calculating by levels both forward from the starting board position and backwards from the final board position.

The corner peg capture constraints in particular, are very dependant upon the board shape and cannot be applied to many other board shapes other than those in this paper. The other techniques are more universal, and we have applied them successfully to many different board shapes, in 4, 6 and 8-move solitaire. It is also often possible to apply more than one technique at the same time.

8-move solitaire will probably never be a popular game to play by hand because such complicated moves are possible. Finding short solutions by hand seems virtually impossible. One puzzle that is interesting to solve by hand is the *C9* complement or “big central game” on the 37-hole board or *Diamond*(5) (without minimizing moves). This puzzle looks easy but is harder than it appears.

Given enough computational power, it is possible to find minimal solutions on all of these boards by straight exhaustive search. However in this paper we have tried to avoid a brute-force approach, always looking for constraints or tricks to find solutions quickly. Surprisingly, using these techniques it can sometimes be faster to find minimal length solutions under 8-move solitaire than under 4-move solitaire.

Acknowledgement

The author would like to thank John Beasley for helpful discussions and suggestions.

Appendix A. Solutions

A.1 Solutions from $C9$ to any finishing hole

Because the 33-hole board and the board position $C9$ are square symmetric, it suffices to list solutions to a single peg finish at $d1$, $d2$, $d3$, $d4$, $c1$, $c2$ and $c3$. On the 37-hole board, we also need to show that $b2$ can be reached, and on $Diamond(5)$, the corner $e1$.

To $d1$: $d4-b4-d6-f4-d2$, $c3-e3$, $d5-f3-d3-d1$; to $d2$: $d4-f4-d6$, $c5-e5$, $d6-f4-d2-b4-d4-d2$; to $d3$: $d4-d2-f4-d6-b4-d4$, $e4-c4$, $d5-b3-d3$; to $d4$: $d4-b4-d6-f4-d2$, $c3-e3$, $d5-f3-d3$, $d2-d4$ to $c1$: $d4-f4-d6$, $c4-c6-e6-c4-c2$, $e3-c3-c1$; to $c2$: $d4-b4-d6$, $e4-e6-c6-e4-e2-c4-c2$; to $c3$: $d4-b4-d2$, $e4-e2-c2-e4-e6-c4$, $c5-c3$.

To $b2$: (37-hole board): $e4-c2$, $d5-b3$, $d4-b2-d2-f4-d6-b4-b2$.

To $e1$: (41 hole board): $e5-c3$, $f4-d4$, $d5-d3$, $f5-f7-d5$, $d6-d4-d2$, $c3-e1$ [Note the coordinate change].

A.2 Solutions from $P12$ to any finishing hole

In this case we consider only the 33-hole board, because $P12$ is not needed to prove Theorem 1 on the larger boards. The board position $P12$ is rotationally symmetric. First we show how to reach the holes $d1$, $d2$, $d3$, $d4$ or any symmetric equivalent.

To $d1$: $a3-c5$, $g5-e3$, $d3-f3$, $c7-e5-e3$, $c4-c6-e4-e2$, $e1-e3$, $f3-d3-d1$; to $d2$: $c7-e5$, $a3-c5$, $e1-c3-e3$, $d5-f5$, $g5-e5$, $f4-d6-b4-d4-f4-d2$; to $d3$: $e1-c3$, $a3-c5-e5$, $d3-b3-d5-f5$, $c7-e5$, $g5-e3$, $f5-d5-f3-d3$; to $d4$: $a3-c5$, $g5-e3$, $d3-f3$, $c7-e5-e3$, $c4-c6-e4-e2$, $e1-e3$, $f3-d3$, $d2-d4$.

To get to any other finishing hole, we play $e1-c3$, $a3-c5$, $c7-e5$, $g5-e3$, which brings us to a square symmetric board position which is the same as $C9$ except that the center peg is missing. From this position we can play to $c1$, $c2$ or $c3$, or any symmetric equivalent using:

To $c1$: $e4-e6$, $c4-c6-e4$, $e3-e5$, $e6-e4-c2$, $c3-c1$; to $c2$: $c4-e6$, $d3-f3-d5$, $e6-e4-c6-c4-c2$; to $c3$: $c4-e2$, $d5-f5-d3$, $e2-e4-c2-c4$, $c5-c3$.

A.3 Minimal length solutions

These solutions were found using a C++ program running on a PC of modest speed (1GHz clock speed with 512MB of RAM). Diagrams of most of these solutions can be found at <http://www.geocities.com/gibell.geo/pegsolitaire/diagonal>

$Diamond(3)$ solutions

Central game in 7 moves: $c1-c3$, $c4-c2$, $a3-c3$, $d3-b3$, $c5-a3-c1-c3$, $d2-b4$, $e3-c5-a3-c3$ [Note:

this solution also appears in[1], p. 241].

Diamond(4) solutions

Central game in 10 moves: d2-d4, b5-d3, e2-c4, g4-e2, d1-f3, e6-g4-e2, b3-d1-f3-f5-d3-b5-b3-d3, d7-b5, a4-c6-e6-c4, d4-b4-d6-f4-d2-d4. *f3* complement in 8 moves: d1-f3, g4-e2, d3-d1-f3, e6-g4-e2, b5-d3-f5, d7-b5, a4-c6-e6-e4-g4-e6-c4-e4, b3-d3-f3-d1-b3-b5-d5-f3.

33-hole board solutions

Central game in 15 moves (figure 7): d2-d4, b4-d2, a3-c3, f3-d3-b3, e1-c3, g5-e3, d6-b4-d2-f4-d6, c1-e1-e3, g3-g5-e5, a5-a3-c3, d7-f5-d3-b3, c7-c5-c3, e7-c5, c2-a4-c6-c4, d4-d6-f4-d2-b4-d4. *c3* complement in 13 moves: a3-c3, d3-b3, f3-d3, e1-c3-e3, d1-f3-d3, g5-e3, a5-c3, d6-b4-d2-f4-d6, c1-c3-e3, c7-c5-c3, e7-c5, d4-f4-d2-b4-d6, g3-g5-e5-e7-c7-e5-c5-a5-a3-c3.

37-hole board solutions

Central game in 13 moves (figure 6): b2-d4, e1-c3, f4-d2, c1-e3, d6-f4-d2, g5-e5, g3-e1-c1-e3, b4-d6-f4-d2-b4, c7-c5, e7-e5, a5-c3, a3-a5-c7-e7-g5-g3-e3, d4-f2-d2-b2-b4-b6-d4-f4-d6-d4-d2-b4-d4. *c3* complement in 12 moves: e1-c3, f4-d2, c1-e3, d6-f4-d2, a3-c1-e3, g5-e5, b4-d2-f4-d6-b4, c7-c5, e7-e5, g3-e3, b4-d6-f4-d2, a5-c7-e7-g5-g3-e1-e3-e5-c5-c3-e3-c5-a5-a3-c3-c1-e1-c3. *C9* complement in 13 moves (figure 4): c7-c5, g5-e5, e1-e3, a3-c3, e6-e4, b5-d5, c2-c4, d1-d3, e7-c5, f2-d4, a5-c3, g3-e5, c1-a3-a5-c7-e7-g5-g3-e3.

Diamond(5) solutions

Central game in 11 moves: g7-e5, d4-f6, i5-g7-e5, e9-g7, f4-h6-f8, c7-e9-g7, a5-c7, f2-d4-f6-d8-b6-d4, c3-a5-c5-c7-e5, h4-f4-d6-d8-f8-h6-h4-f2, e1-g3-e3-e1-c3-e3-e5-c3-c5-e5-g5-g7-e7-e5. *C9* complement in 17 moves: d2-f4, f8-d6, h4-f6, b6-d4, c3-e3-c5, g7-e5, e1-e3, h6-f6, b5-d5, e9-e7, i5-g5, a5-c3-c5, f7-f5, g4-e2-e4, c6-e8-e6, d8-b6-d4, f2-h4-f6.

References

- [1] J. Beasley, *The Ins and Outs of Peg Solitaire*, Oxford Univ. Press, paperback edition, 1992.
- [2] E. Berlekamp, J. Conway, and R. Guy, *Winning Ways for your Mathematical Plays*, AK Peters, Volume 2: 695-734 (1982 edition) or Volume 4: 803-841 (2004 edition).
- [3] E. Bergholt, The Queen, May 11, 1912
- [4] J. Beasley (editor), The Games and Puzzles Journal, Issue 28, September 2003
<http://www.gpj.connectfree.co.uk/gpjj.htm>
- [5] G. Bell and J. Beasley, *New problems on old solitaire boards*, to appear in **Board Game Studies**, Issue 8, <http://www.boardgamesstudies.org/>