

Incorporating expert knowledge into frequentist inference by combining generalized confidence distributions

David R. Bickel

Bioinformatics

Pioneer Hi-Bred International, A DuPont Company

7200 NW 62nd St, PO Box 184

Johnston, Iowa 50131-0184

Key words: subjective p -value; subjective confidence interval; combining information; confidence distribution; frequentist inference; objective Bayes; multiple experts; meta-analysis; significance function; probability matching; coherence; likelihood principle; matching prior distribution; prior knowledge; prior opinion; prior information

Abstract

To adjust a p -value or CI for prior information, one can combine the confidence distribution (CD) from the observed data with one or more independent CDs representing expert opinion. The former CD may be a posterior distribution with frequentist coverage.

Introduction

In subjective Bayesian inference, each prior distribution represents the knowledge of some expert or other agent, whereas objective Bayesian inference instead employs diffuse prior distributions. (Herein, current literature's technical terms *objective* and *subjective* are followed for economy of expression without making claims about philosophical objectivity or subjectivity.) The two approaches may be related by considering the posterior based on a diffuse prior as encoding what an expert would believe after observing the data if the diffuse prior described his or her personal opinion before viewing the data (Bernardo 1997). With certain prior distributions, objective Bayesian methods can have excellent frequentist properties; for example, a posterior credible interval can have more nearly exact coverage probability than confidence intervals derived from standard likelihood methods (Berger 2004). Finding such *matching priors* is a topic of active research (Datta and Mukerjee 2004). If welcomed by the school of Neyman and Pearson, this approach is criticized by "subjective Bayesians," who point out that, like more traditional frequentist approaches, inference based on matching priors suffers from incoherence, violates the likelihood principle, and does not allow the principled incorporation of existing information encoded as a prior distribution.

The last issue can be addressed by means of recent methodology for combining confidence distributions (Singh, Xie, and Strawderman 2005). The confidence distribution succinctly includes all the information needed to compute any confidence intervals or p -values of any null hypotheses for a single scalar parameter of interest (Schweder and Hjort 2002). As will be seen, such combination methodology not only achieves its original purpose, the meta-analysis of independent data sets, but also enables the utilization of one or more elicited subjective distributions on that parameter without some of the difficulties encountered in applying Bayes's theorem.

The foundational idea of this frequentist methodology may be motivated by the corresponding Bayesian methodology. From an idealized Bayesian standpoint, inasmuch as an expert's elicited opinion has been coherently formulated from data observed by the expert and by those who have communicated their findings to the expert, the expert's prior will equal the posterior distribution that the statistician would have obtained by applying Bayes's theorem to those data were they available. (Such hypothetical agreement would follow not only from the necessarism attributed to Harold Jeffreys (Kass and Wasserman 1996), but also from the commonality of the "worldview" held by both expert and statistician (Dawid, Degroot, and Mortera 1995).) Similarly, since under frequentism a set of p -values or confidence intervals takes the place of the posterior distribution as the inference result, one may consider eliciting p -values or confidence intervals from an expert that, in the ideal case, equal those the statistician would have computed given the now unavailable data on which the expert opinion was based. Then, in analogy with how the Bayesian combines a subjective prior distribution with a likelihood function obtained from data, the frequentist may use meta-analysis methods to combine subjective p -values and confidence intervals with those obtained from data. The confidence distribution provides a framework for such combination by encapsulating the information of p -values and confidence intervals into a function of the data and the one-dimensional parameter of interest. Informally, given a sample of fixed observations, the cumulative distribution function of the standard confidence distribution maps each null hypothesis parameter value to its upper-tailed p -value. Likewise, given a fixed elicitation of an expert's opinion, the cumulative distribution function of the subjective prior distribution maps each null hypothesis parameter value to the upper-tailed p -value assigned by the expert. Alternatively, the expert's subjective distribution may be derived from eliciting lower-tailed p -values or confidence intervals. To the extent that each randomly selected expert's knowledge is correctly summarized in such a subjective distribution, one-sided p -values derived from those priors follow a uniform distribution under the truth of the null hypothesis. In that case, the subjective distribution, considered as a function of a random expert, will be a confidence distribution.

Although for completeness the general methodology is presented in what follows, the elicitation of an entire confidence distribution will be required in few cases. For example, if the p -value with respect to a single null hypothesis is desired, then only one p -value need be elicited from each of the experts.

Confidence distributions: likelihood-based and expert-based

Consider data Y randomly drawn from a distribution parameterized in part by ψ , the scalar parameter of interest with true value ψ_{true} . Define a *distribution generator* as a function G that maps Y to a distribution of ψ . If $C_{G(Y)}(\psi)$, the corresponding cumulative distribution function, is uniform $U(0,1)$ when $\psi = \psi_{\text{true}}$, then $G(Y)$ is called a *confidence distribution for ψ* and G is called a *confidence-distribution generator for ψ* . It follows that, for continuous data, the $(1 - \alpha_1 - \alpha_2)100\%$ confidence interval

$(C_{G(Y)}^{-1}(\alpha_1), C_{G(Y)}^{-1}(1 - \alpha_2))$ has *exact coverage* in the sense that it includes the true value

of the interest parameter with relative frequency $1 - \alpha_1 - \alpha_2$ over an infinite number of realizations of Y and, if random, G . That is,

$$P\left(\psi_{\text{true}} \in \left(C_{G(Y)}^{-1}(\alpha_1), C_{G(Y)}^{-1}(1 - \alpha_2)\right)\right) = 1 - \alpha_1 - \alpha_2 \text{ for fixed } \psi_{\text{true}} \text{ and}$$

$\alpha_1 + \alpha_2 \leq 1; \alpha_1 \geq 0; \alpha_2 \geq 0$. A “half-correction” makes *approximate coverage* possible for

discrete data: $P\left(\psi_{\text{true}} \in \left(C_{G(Y)}^{-1}(\alpha_1), C_{G(Y)}^{-1}(1 - \alpha_2)\right)\right) \approx 1 - \alpha_1 - \alpha_2$ (Schweder and Hjort

2002). Then hypothesis testing can also be conducted using the confidence distribution: the standard p -value of the null hypothesis $H_0: \psi_{\text{true}} = \psi_0$ versus the alternative

hypothesis $H_a: \psi_{\text{true}} > \psi_0$, $H_a: \psi_{\text{true}} < \psi_0$, or $H_a: \psi_{\text{true}} \neq \psi_0$ is $C_{G(Y)}(\psi_0)$, $1 - C_{G(Y)}(\psi_0)$, or $2 \min\left(C_{G(Y)}(\psi_0), 1 - C_{G(Y)}(\psi_0)\right)$, respectively (Schweder and Hjort 2002).

Significance functions (Fraser 1991) often approach $1 - C_{G(Y)}(\bullet)$ asymptotically (Singh, Xie, and Strawderman 2005).

A confidence-distribution generator G could represent any of the following:

1. **A statistical model parameterized by ψ and nuisance parameters η with a frequentist or objective Bayes method of data analysis that yields correct (either exact or approximate) coverage probabilities.** This is the fixed- G case previously considered in the literature (Schweder and Hjort 2002). For example, given a sample drawn from a normal distribution of unknown mean and variance, G depends on $F_\nu(t)$, the Student t cumulative distribution function of ν degrees

of freedom: $C_{G(Y)}(\psi) = F_{n-1}\left(\frac{\psi - \bar{Y}}{S_Y/\sqrt{n}}\right)$ for a sample of size n , mean \bar{Y} , and

standard deviation S_Y (Singh, Xie, and Strawderman 2005). Because the likelihood function is involved in the computation of the p -value, confidence interval, or posterior distribution, the corresponding confidence distributions are called *likelihood-based confidence distributions*. The term applies not only to conventional confidence distributions, but also to empirical Bayes prior distributions of ψ since such distributions are also determined by data through likelihood functions.

2. **An expert who, upon elicitation, provides subjective distributions of ψ with correct (either exact or approximate) coverage probabilities.** Such an expert has subjective distribution $G(Y)$, which might be achieved only after calibration (Dawid 1982). Because the derived probabilities match asymptotic frequencies, the confidence distribution is called *matching-expert-based*. As early as 1964, G. A. Barnard had anticipated the ideal of such an expert in his description of a “worldview” encoded in terms of null hypotheses associated with independent data sets in such a way that the p -values of those hypotheses have a uniform distribution (Pratt 1965). Since the true value of ψ is considered fixed, and since, as in the likelihood-based confidence distribution case, G is also fixed, all stochasticity enters through Y .

3. **A random mixture of functions representing experts with a probability space that provides elicited subjective distributions of ψ with correct coverage probabilities.** In analogy with the matching expert, this probability space is called a *matching space of experts*. The confidence distribution is *expert-based*, but not necessarily *matching-expert-based* since it is not required that each expert, a realization of G , give correct coverage individually. (A special case is a probability space of experts such that each member provides distributions with correct coverage probabilities. In other words, each member of that space corresponds to a matching expert.)

The name “likelihood-based confidence distribution” is preferred to “data-based confidence distribution” since expert opinion is usually based on data, but not typically through the explicit evaluation of any likelihood function. It is also preferred to “model-based confidence distribution” since expert opinion is modeled to some extent herein. As expert-based confidence distributions were not considered in the original definition of a confidence distribution, they generalize the concept.

Combining confidence distributions of likelihoods and experts

The proposed methodology

The subjective Bayesian makes use of expert knowledge by deriving the joint prior distribution of the parameters conditional on the data. The result is the joint posterior distribution of the parameters, from which a marginal posterior distribution of the parameter of interest may be obtained. The proposed substitute for this application of Bayes’s theorem is the *combination* of the subjective distribution with the likelihood-based confidence distribution by first considering the subjective distribution of the scalar interest parameter as a confidence distribution, and then generating a new confidence distribution via a method of confidence distribution combination. One such method with good frequentist properties relies on the choice of a continuous cumulative distribution function (Singh, Xie, and Strawderman 2005).

Out of several such functions considered, $DE(q)$, the cumulative distribution function of the double exponential distribution, performs the best under repeated sampling, especially for small sample sizes (Singh, Xie, and Strawderman 2005), when the consideration of expert opinion has the most impact. For this function and confidence distributions $C_{G_1(Y_1)}(\psi), C_{G_2(Y_2)}(\psi), \dots, C_{G_L(Y_L)}(\psi)$, the combined confidence distribution is

$$\tilde{C}(\psi) = DE_L \left(DE^{-1} \left(C_{G_1(Y_1)}(\psi) \right) + DE^{-1} \left(C_{G_2(Y_2)}(\psi) \right) + \dots + DE^{-1} \left(C_{G_L(Y_L)}(\psi) \right) \right), \quad (1)$$

where L is the number of independent samples of data and realizations of G (if it is random), $DE_L(q)$ is the convolution of L copies of $DE(q)$, and

$$DE^{-1}(p) = \log(2p)I(p \leq 1/2) - \log(2(1-p))I(p \geq 1/2),$$

with I as the indicator function. Singh, Xie, and Strawderman (2005) found that the convolution may be computed from $V_L(q)$, a polynomial that satisfies a simple recursive relation, using

$$DE_L(q) = \left(1 - \frac{1}{2e^q} V_L(q)\right) I(q \geq 0) + \frac{1}{2e^{-q}} V_L(-q) I(q \leq 0). \quad (2)$$

The most commonly used polynomials are $V_1(q) = 1$, $V_2(q) = 1 + \frac{q}{2}$, and $V_3(q) = 1 + \frac{5q + q^2}{8}$.

The combination of confidence distributions involving one or more expert-based confidence distributions will be called *expert-informed confidence distribution combination* (EICDC) to distinguish it from the combination of likelihood-based confidence distributions only.

Reducing sensitivity to violations of matching

Combining subjective distributions with likelihood-based confidence distributions can be made more robust to the influence of a subjective distribution's deviation from the properties of a confidence distribution by treating the non-matching subjective distribution in the same way as a likelihood-based confidence distribution based on an incorrect model. In effect, a confidence distribution derived from an incorrect model or from a bad expert opinion is not a confidence distribution of the true parameter value, but of some other underlying parameter value. Methods of adaptive confidence distribution combination assign weights such that a combination of confidence distributions with different underlying parameter values asymptotically has the properties of a confidence distribution with respect to the true parameter value (Singh, Xie, and Strawderman 2005). Thus the value of the asymptotic combined confidence distribution, when evaluated at the true value of the parameter, has the uniform distribution needed for correct coverage.

Illustration: expert opinion about a common mean

A common-mean problem involves estimating a mean ψ shared by two or more normal populations of unknown variances that may differ from one population to another. Confidence distribution combination using equation (1) yielded 95% confidence intervals with close to 95% coverage for simulated data drawn from two normal populations of $\psi_{\text{true}} = 1$ for various choices of sample sizes and population variances (Singh, Xie, and Strawderman 2005). For one such choice, samples of sizes 3 and 4 were drawn from populations of variance 1 and 3.5^2 , respectively. For this illustration, those populations generated the realizations $y_1 = (0.523, 2.460, 1.119)$ and $y_2 = (0.072, -2.275, -4.554, -0.077)$, two observed samples with means (\bar{y}_1, \bar{y}_2) and standard deviations (s_1, s_2) . Their combined confidence distribution is then

$$\tilde{C}(\psi) = DE_2 \left(DE^{-1} \left(F_2 \left(\frac{\psi - \bar{y}_1}{s_1 / \sqrt{3}} \right) \right) + DE^{-1} \left(F_3 \left(\frac{\psi - \bar{y}_2}{s_2 / \sqrt{4}} \right) \right) \right),$$

according to equation (1).

Since the sample sizes are small, any expert knowledge may play an important role in inference about the mean. Given that the subjective distributions on ψ for two independent experts are $N(0, 3^2)$ and $N(2, 4^2)$, EICDC gives

$$\tilde{C}_{\text{EICDC}}(\psi) = DE_4 \left(\begin{array}{l} DE^{-1} \left(F_2 \left(\frac{\psi - \bar{y}_1}{s_1/\sqrt{3}} \right) \right) + DE^{-1} \left(F_3 \left(\frac{\psi - \bar{y}_2}{s_2/\sqrt{4}} \right) \right) \\ + DE^{-1} \left(\Phi \left(\frac{\psi - 0}{3} \right) \right) + DE^{-1} \left(\Phi \left(\frac{\psi - 2}{4} \right) \right) \end{array} \right),$$

where $\Phi(q)$ is the standard normal cumulative distribution function (Figure 1). $\tilde{C}_{\text{EICDC}}(\psi)$ is a confidence distribution under the assumption of a matching expert space. The effect of including expert opinion may be quantified by noting, e.g., the impact on the p -value of $H_0: \psi_{\text{true}} = -1$ versus $H_a: \psi_{\text{true}} > -1$; $\tilde{C}(-1) \approx 0.104$, whereas $\tilde{C}_{\text{EICDC}}(-1) \approx 0.049$. (These p -values may be seen as matching posterior probabilities that $\psi_{\text{true}} \leq -1$.) The effect of incorporating expert knowledge disappears as either sample size goes to infinity, as with traditional posterior probabilities.

[Figure 1 about here]

Comparisons with alternative methods

Methods of inference from expert opinion with data

Whereas application of EICDC is only based on previous information about a one-dimensional parameter of interest, a subjective Bayesian analysis can also make use of any information that is also available for the nuisance parameters, often leading to more reliable inference. However, even when experts do have such information, it is only rarely elicited, and in practice diffuse priors tend to be put on the vast majority of nuisance parameters (Berger 2004). That EICDC requires the elicitation of information on only one scalar parameter may enable researchers to incorporate at least some subjective knowledge into their analyses. A potential practical advantage of subjective Bayesianism over EICDC is the fact that the elicitation of priors, but not that of expert-based confidence distributions, has been extensively studied (Chaloner 1996; Craig, Goldstein, Seheult, and Smith 1998; Garthwaite, Kadane, and O'Hagan 2005).

EICDC is not the only formal framework in which a non-Bayesian can use subjective information about the scalar parameter of interest. Edwards (1992), making use of the likelihood principle without relying on subjective prior distributions, suggested the use of subjective likelihood ratios under the paradigm in which inference is made directly from the actual likelihood function rather than from a posterior distribution derived from it or from hypothetical likelihood functions. His Example 3.5.1 supposes the knowledge of Torricelli regarding the atmospheric pressure μ , prior to his taking measurements, is equivalent to the knowledge that would be gained by drawing 740 mmHg from a normal distribution of unknown mean μ and known standard deviation 25

mmHg. Then, up to a proportionality constant, the expert-based likelihood is $\exp\left(-\frac{1}{2}\left(\frac{740-\mu}{25}\right)^2\right)$, whereas the likelihood from his measurement, 760 mmHg, is $\exp\left(-\frac{1}{2}\left(\frac{760-\mu}{1}\right)^2\right)$ since the sampling distribution is assumed normal with standard deviation 1 mmHg. Multiplying the two likelihood functions yields the likelihood function used for inference; its maximum occurs at $\mu = 759.968$ mmHg (Edwards 1992). (In this case, the subjective and objective likelihood functions are proportional to the densities of the expert-based and likelihood-based confidence distributions; their combination using equation (1) reaches its maximum density at $\mu = 759.231$ mmHg.) Also following the likelihood principle, more recent direct-likelihood practitioners still eschew probabilities based on unobserved samples except in experimental design or other planning (Royall 1997), a restriction not followed by Neyman-Pearson uses of expert-based likelihood, also called a likelihood penalty (Schweder and Hjort 2002).

Perhaps those previous non-Bayesian methods of incorporating expert knowledge are seldom used because they require elicitation of likelihood ratios, understood by few scientists (Royall 2000), or because for complex models they require computational or mathematical work on the order of that typically required by subjective Bayesian methods. If so, then methods requiring only the elicitation of a p -value and only relatively simple computations beyond standard frequentist analysis may have wider appeal.

Also obviating the elicitation of a likelihood function, Fraser and Reid (2002) consider assigning an expert-based prior to a scalar parameter of interest in the location parameterization. To the extent that its treatment of nuisance parameters approximates the assignment of diffuse priors to such parameters, this approach will give results similar to those of the more classical Bayesian approach of the following simulation study. However, the reparameterization approach is better understood on its own terms: applying Bayes's theorem to a uniform prior in the location parameterization yields a posterior that matches frequentist confidence intervals (Fraser and Reid 2002), i.e., the posterior satisfies the properties of a confidence distribution. That other priors in general bring departures from this matching property distinguishes this method from EICDC. This does not necessarily indicate the superiority of the latter, as the preservation of matching (correct coverage) even under the use of subjective information comes in exchange for coherence.

More generally, one may multiply the probability density function of the prior by a likelihood or pseudo-likelihood that is only a function of the scalar interest parameter, yielding, after normalization, a posterior distribution for inference. Following Schweder and Hjort (2002), such a likelihood or pseudo-likelihood function is considered *reduced* since, unlike the full likelihood function, it does not depend on the nuisance parameters. If this reduced likelihood is proportional to the probability density function of the likelihood-based confidence distribution, then the posterior probability will equal the normalized product of the density of the expert-based confidence distribution and the density of the likelihood-based confidence distribution. (Schweder and Hjort (2002) found that the proportionality property holds for some reduced likelihoods.) Under certain conditions, that normalized product asymptotically approaches the combined

confidence distribution found by equation (1). In general, however, directly using that equation leads to more exact confidence distributions than those obtained by multiplying confidence distribution densities (Singh, Xie, and Strawderman 2005).

The loss of coherence mentioned above is the most obvious drawback of EICDC compared to uses of Bayes's theorem. (Defining prior distributions in terms of decision theory ensures coherence before observation by following the classical foundations of subjective Bayesianism (Savage 1972). Then the expected optimality of decisions after observation is guaranteed by conditioning the prior on observed data using the product rule of probability (Bayes's theorem).) The extreme nature of EICDC incoherence is apparent from the observation that the way in which three or more confidence distributions are combined generally affects the result, e.g., combining the combination of two confidence distributions with a third yields a confidence distribution that is not necessarily equal to that of the simultaneous combination of all three. (The combination of the likelihood-based confidence distributions of Figure 1 with the combination of both expert-based confidence distributions results in a p -value of 0.054 instead of the simultaneous-combination p -value of 0.049.) By contrast, although expert-based likelihood functions also violate coherence, they nonetheless satisfy inference additivity, an extension of the property of additivity enjoyed by a measure of support (Edwards 1992): the principle of *inference additivity* means the totality of inferences resulting from several analyses, each based on different information, is identical to the inference from the single analysis based on simultaneous consideration of all of the information. By implication, the result of an additive method of inference does not depend on the order in which the opinions of multiple experts are considered. Inference additivity is necessary but not sufficient for coherence.

It has also been noted that inference based on confidence distributions, unlike that based on Bayesian posterior distributions, violates the likelihood principle (Schweder and Hjort 2002). EICDC shares this violation with other methods designed to have correct coverage when expert opinion is not incorporated.

Table 1 summarizes the distinguishing features of each method considered. It may be concluded that the optimality of one method over another will depend largely on the availability of information from experts and on the relative desirability of each of the inference principles and frequentist properties. Both methods using generalized confidence distributions share a new way to formalize expert knowledge. The unique benefit of EICDC is its correct coverage even after incorporating that knowledge, coverage that forfeits inference additivity.

Method of expert-informed inference	Nuisance parameters	Formalization of expert knowledge	Inference principles	Frequentist properties
<i>Classical Bayesian</i>	Integrated out using diffuse or elicited priors	Joint prior distribution of all parameters defined in terms of decision theory	Satisfies coherence and the likelihood principle	Correct coverage does not in general hold
<i>Location-parameterization Bayesian</i>	Handled by likelihood methods	Prior distribution of scalar interest parameter defined in terms of decision theory	Satisfies coherence, but not the likelihood principle	Correct coverage holds unless expert information is used
<i>Direct likelihood</i>	Handled by likelihood methods	Expert-based likelihood functions	Satisfies inference additivity and the likelihood principle	Sample space averages only apply before the observation of data
<i>Confidence distribution with subjective likelihood penalty</i>	Handled by likelihood methods	Expert-based likelihood functions	Satisfies inference additivity, but not the likelihood principle	Correct coverage holds unless expert information is used
<i>Multiplication of the densities of generalized confidence distributions</i>	Handled by likelihood methods	Expert-based confidence distribution or parts thereof (e.g., elicited p -value for a null hypothesis)	Satisfies inference additivity, but not the likelihood principle	Correct coverage holds unless expert information is used, in which case it in general only holds only for sufficiently narrow distributions, i.e., asymptotically
<i>Generalized confidence distribution combination (EICDC)</i>	Handled by likelihood methods	Expert-based confidence distribution or parts thereof (e.g., elicited p -value for a null hypothesis)	Violates inference additivity and the likelihood principle	Correct coverage holds with or without expert information

Table 1. Comparisons of EICDC to other ways of mathematically incorporating expert opinion into statistical inference.

Multiple experts

The availability of prior distributions elicited from multiple experts of independent knowledge sources poses a problem for standard subjective analysis since Bayes's theorem does not dictate how to combine them. As a result, a plethora of conflicting combination methods have been proposed (Dawid, Degroot, and Mortera 1995; Garthwaite, Kadane, and O'Hagan 2005). Neither EICDC nor the multiplication of confidence distribution densities suffers from this problem since they combine expert-based confidence distributions in the same way as they combine likelihood-based confidence distributions. (The expert-based likelihood functions mentioned in Table 1 can also be combined without resorting to additional methodology.)

The EICDC approach to combining subjective distributions applies to a different situation than that of robust Bayesianism (Berger, Ríos Insua, and Ruggeri 2000; Ríos Insua and Criado 2000). The former takes advantage of all independent information

possessed by the experts considered, whereas the latter quantifies the sensitivity of inference to the prior distribution used. EICDC and methodology in the spirit of robust Bayesianism, however, can complement each other. For example, if the two experts considered above differed in their confidence distributions not because they have independent information, but due to the uncertainty involved in the formulation of expert opinions and in the elicitation thereof, then those distributions cannot be combined into a single confidence distribution via EICDC. (In this sense, EICDC differs from the use of opinion pools to combine priors of two experts aware of the same information (Dawid, Degroot, and Mortera 1995; Garthwaite, Kadane, and O'Hagan 2005).) The expert-based confidence distributions' effects on inference can instead be compared by separately combining each with the two likelihood-based confidence distributions, which would result in single-tailed p -values of 0.125 and 0.039 for the first expert and second expert, respectively. Thus, in this case, the choice of one subjective distribution over the other would have a substantial impact on the result. (This illustrates not a full robust analysis, but the EICDC analog of what Berger, Ríos Insua, and Ruggeri (2000) have called “simplified robust analysis.”)

Simulation study

Because the classical Bayesian approach is the one most commonly used to formally make use of expert opinion and because it is at the opposite extreme from EICDC in terms of inference principles and correct coverage (Table 1), it serves as the basis for comparison in the simulation study. Each of 1000 contemplated experts' subjective distributions of a population mean was randomly selected from the normal family by independently drawing the subjective distribution mean from $N(0,1)$ and the subjective distribution standard deviation from the lognormal distribution $LN(0,1)$. For the sake of assessing the discrepancy between Bayes's theorem and confidence distribution combination, these subjective distributions were treated alternately as prior distributions and as expert-based confidence distributions even though experts' priors elicited according to decision-theoretic considerations will not in general equal their confidence distributions elicited to satisfy correct coverage. Each subjective distribution was paired with a sample of four observations drawn independently from $N(0,1)$. The likelihood-based confidence distribution was computed for each sample using the Student t distribution, considering the population mean as the parameter of interest and the population variance as the nuisance parameter. For each expert-sample pair, the combination of the expert-based confidence distribution and the likelihood-based confidence distribution was computed according to equation (1) and a posterior distribution of the population mean was computed according to Bayes's theorem, as follows. With the prior of the population mean given by the simulated subjective distribution, the variance of observations was assigned the inverse gamma prior $IG(5 \times 10^{-4}, 5 \times 10^{-4})$ and the Gibbs sampler was iterated 10,000 times after 1000 iterations to achieve ergodicity, using default parameters of the `MCMCregress` function of the R package `MCMCpack`, based on the `Scythe` library (Martin, Quinn, and Pemstein 2004). The simulations of the subjective distributions and of the observations have the realistic property that they impose some degree of model misspecification in both the case of confidence distribution combination (the subjective distributions were not

designed to have correct coverage) and in the case of Bayes's theorem (the diffuse inverse gamma prior was chosen arbitrarily).

The first issue addressed by the simulations is that of how well the uniformity property of confidence distributions is satisfied under null hypothesis truth. Considering the true null hypothesis, that the population mean equals 0, if the upper-tail p -value read from a confidence distribution is the desired frequentist quantity, then the p -value derived from expert-based confidence distribution equals the prior probability that the mean is less than 0. Separately sorting the combined p -values and the prior and posterior probabilities enables comparison with the likelihood-based p -values, which are approximately uniform between 0 and 1 since the null hypothesis is true. Thus, Figure 2 indicates the extent of correct coverage enjoyed by the subjective distributions, posterior distributions, and combined confidence distributions. That the subjective distributions have the worst coverage and the combined confidence distributions have the best coverage is evidence of robustness in confidence distribution combination to violations of correct coverage in one of the two distributions combined.

[Figure 2 about here]

The main purpose of the simulation study was to elucidate the divergence of EICDC from Bayes's theorem. Figure 3 provides a partial answer by displaying the posterior probabilities versus the combined p -values for three different null hypotheses, the two extremes of which are false. The best agreement between the approaches occurs under the truth of the null hypothesis. When the null hypothesis is false, a pronounced systematic difference emerges; for the hypothesis that the mean is -1 , small posterior probabilities tend to be under half of the corresponding p -values. These results caution against using either method as a substitute for the other when the field of application calls for high precision in inferential statements. For example, combining a prior probability distribution, elicited as guided by subjective decision theory, with a likelihood-based confidence distribution via equation (1) cannot be expected to yield a close approximation to a Bayesian posterior. Conversely, even if an expert-based confidence distribution is elicited to have correct coverage, conditioning it on the observed data will likely forfeit the coverage that equation (1) would have retained.

[Figure 3 about here]

Notwithstanding the observed differences between the posterior distributions and the expert-informed combined confidence distributions, using one as a surrogate for the other may suffice for some purposes, e.g., the researcher only desires a fast approximation to a posterior probability to be refined later if necessary. In fact, Figure 4 reveals a rough proximity of the two types of distributions relative to prior distributions (or expert-based confidence distributions) and likelihood-based confidence distributions.

[Figure 4 about here]

Discussion

Considering EICDC as *subjective frequentism*, not to be confused with the philosophical concept of a similar name (Reichardt and Gollub 1984), elucidates its relationship to previous approaches:

	Objective input only	Subjective input included
Frequentist calculations	Likelihood-based confidence distributions or combinations thereof are used for inference	Combinations of likelihood-based and expert-based confidence distributions are used for inference
Bayesian calculations	Starting with a diffuse prior distribution, the resulting posterior distribution is used for inference	Starting with a prior distribution elicited from an expert, the resulting posterior distribution is used for inference

Table 2. Comparison of subjective Bayesianism and the proposed subjective frequentism (EICDC) to their counterparts that do not formally rely on expert knowledge.

The comparison involves some blurring between Bayesianism and frequentism, as objective posterior distributions with correct coverage are likelihood-based confidence distributions, and elicited prior distributions with correct coverage are expert-based confidence distributions. This suggests that the decision on whether or not to incorporate expert knowledge may tend to have more impact on inference than the decision to perform Bayesian or frequentist calculations. Indeed, in the simulation study, as the Type I error rate decreases, the number of rejected null hypotheses of the combined p -values becomes closer to the number of sufficiently low posterior probabilities than to the number of rejected null hypotheses of the likelihood-based p -values (Figure 4).

EICDC may make formal uses of expert knowledge more feasible in some settings since many statisticians still lack training in methods of Bayesian computation such as Markov chain Monte Carlo (MCMC) and since few research teams have access to the statistical programming resources needed to quickly implement full subjective Bayesian analyses for complex models. Consequently, in most cases the results of standard frequentist analysis are combined only informally with expert opinion when making inferences and decisions. EICDC requires no knowledge of Bayesian statistics and no computer skill beyond proficiency in a mathematical programming environment. For instance, the double exponential version of EICDC was quickly implemented in R without $V_L(q)$ by taking advantage of the `distr` package available from CRAN (an Acknowledgement points to details). The development of a *Mathematica* (Wolfram Research, Inc.) implementation would have involved about the same amount of effort.

With EICDC, additional information can be incorporated after an initial analysis at little additional computational cost. This may prove especially fruitful in the event that the analysis results are available in a publication as p -values or confidence intervals. In the case of a subjective distribution elicited after data have been analyzed, EICDC can combine it with the results of the previous data analysis, whereas standard Bayesian calculations make no use of a reported posterior when faced with a new prior.

As valuable as computational efficiency is in fast-paced environments such as those of industry, the practical gap between Bayes's theorem and EICDC will conceivably narrow as computers become faster, as MCMC is implemented for more models in standard software, and as new statisticians receive significant education in Bayesian thought. EICDC will only stand the test of time if, for some applications, the preservation of matching under the incorporation of expert knowledge surpasses the statistical principles violated (Table 1).

Acknowledgements

Matthias Kohl kindly provided R code (R Development Core Team 2004) used to compute the convolution of the double exponential distribution ("R-help" list message posted on 12/23/05). I thank an anonymous reviewer and Mark Cooper for helpful feedback and Jean Peccoud, Mark Whitsitt, Chris Martin, and Bob Merrill for their support.

Figures

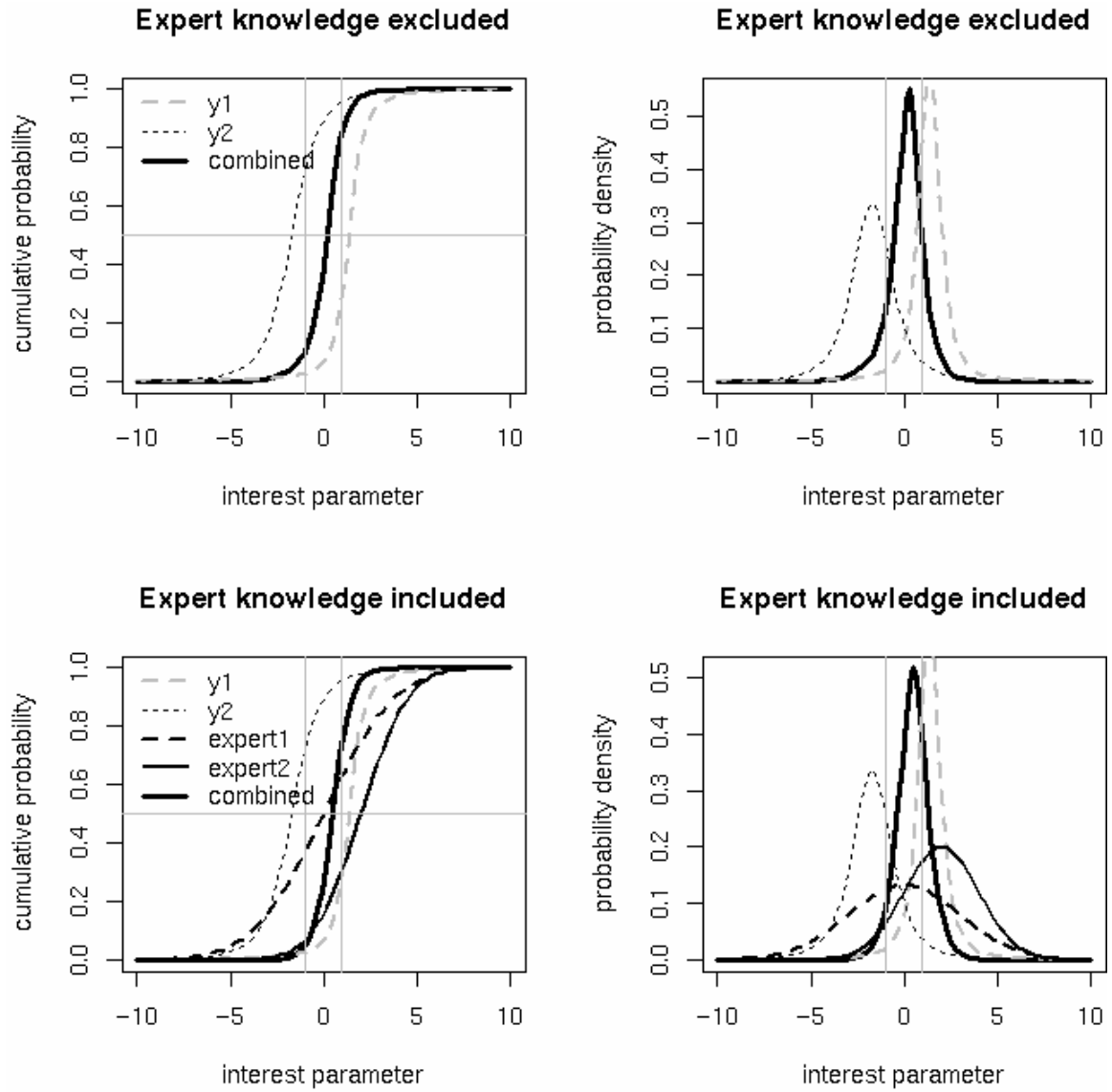


Figure 1. Confidence distributions of y_1 , y_2 , and the two experts, with the combined confidence distributions, $\tilde{C}(\psi)$ (top left plot) and $\tilde{C}_{\text{EICDC}}(\psi)$ (bottom left plot), and their densities (right two plots). The vertical lines are at ψ_{true} , the true value of the mean, and the medians are at the intersections with the horizontal lines.

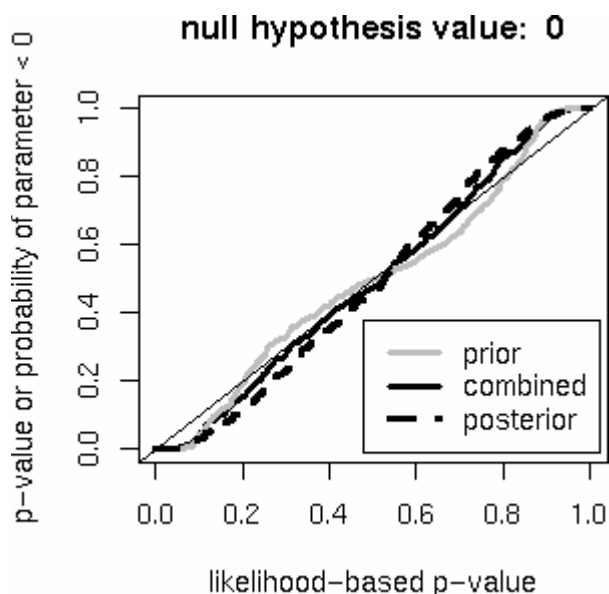


Figure 2. Sorted prior probabilities (also assumed to be expert-based p -values), sorted combined p -values, and sorted posterior probabilities versus the sorted likelihood-based p -values for 1000 simulated samples, with each sample corresponding to a simulated prior distribution (expert-based confidence distribution). The probabilities refer to the event that the mean is less than 0, whereas p -values are upper-tailed with respect to the null hypothesis that the mean is 0. The probabilities and p -values were sorted from smallest to largest, thereby matching distributions by rank rather than by sample, to enable the interpretation of deviations from the 45-degree line as departures from the $U(0,1)$ distribution: the empirical distribution of the likelihood-based p -values is very close to $U(0,1)$ due to the truth of the null hypothesis.

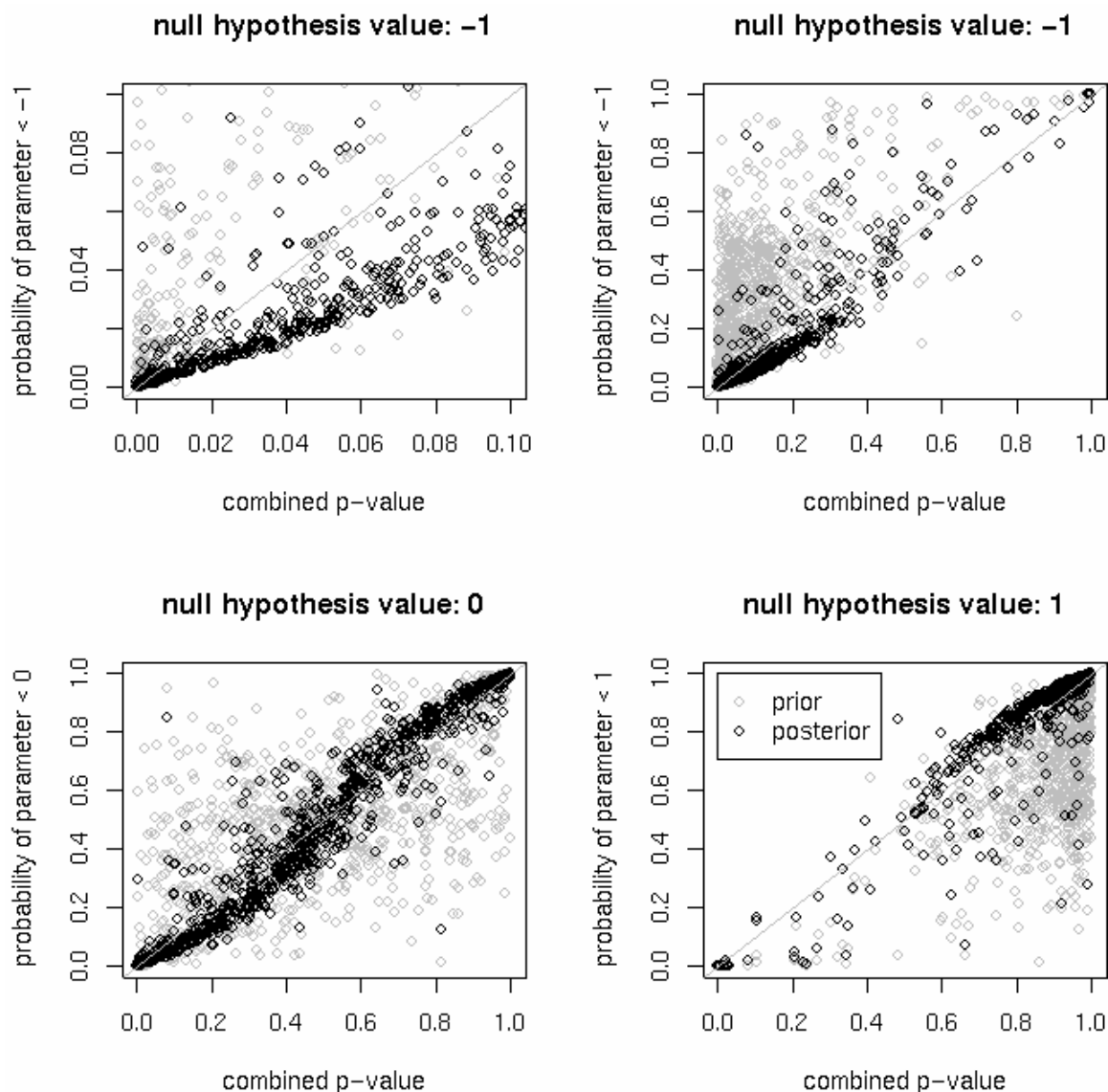
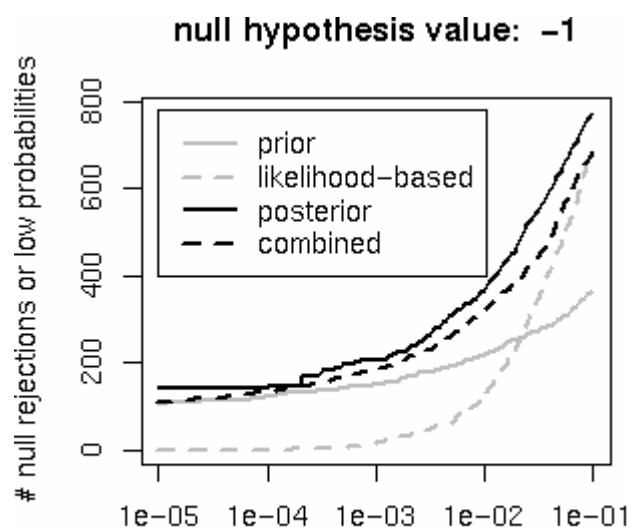


Figure 3. Combined upper-tail p -values, prior probabilities (gray), and posterior probabilities (black) computed from the 1000 simulated samples, with each sample corresponding to a simulated prior distribution representing an expert's opinion, for three null hypotheses, only one of which is true. To compute the combined p -values, each prior distribution was considered an expert-based confidence distribution. The posterior probabilities were computed using Gibbs sampling.



Type I error rate or probability threshold

Figure 4. Numbers of simulated expert-sample pairs out of 1000 with either a p -value or a probability less than the threshold specified by the horizontal axis, which gives the significance level, the Type I error rate, in the p -value case. Here, as in part of Figure 3, each p -value is upper-tailed with respect to the null hypothesis of population mean -1 , and each prior or posterior probability is that of the event that the population mean is less than -1 . The gray lines correspond to either subjective distributions alone or to likelihood-based p -values alone, whereas the dark lines correspond to results taking into account both expert opinions and likelihoods. The dashed lines, as opposed to the solid lines, were computed on the basis of frequentist concepts.

References

- Berger, J. 2004. The case for objective Bayesian analysis. *Bayesian Analysis* 1:1-17.
- Berger, J. O., D. Ríos Insua, and F. Ruggeri. 2000. Bayesian Robustness. In *Robust Bayesian Analysis*, eds. Ríos Insua, D. and F. Ruggeri, 1-32. (New York: Springer).
- Bernardo, J. M. 1997. Noninformative priors do not exist: A discussion. *Journal of Statistical Planning and Inference* 65:159-189.
- Chaloner, K. 1996. The elicitation of prior distributions. In *Bayesian Biostatistics*, eds. Berry, D. and D. Stangl (New York: Marcel Dekker).
- Craig, P. S., M. Goldstein, A. H. Seheult, and J. A. Smith. 1998. Constructing partial prior specifications for models of complex physical systems. *The Statistician* 47:37-53.
- Datta, G. S. and R. Mukerjee. 2004. *Probability Matching Priors: Higher Order Asymptotics*. New York: Springer.
- Dawid, A. P. 1982. The well-calibrated Bayesian [with discussion]. *Journal of the American Statistical Association* 77:605-613.
- Dawid, A. P., M. H. Degroot, and J. Mortera. 1995. Coherent combination of experts' opinions. *Test* 4:263-313.
- Edwards, A. W. F. 1992. *Likelihood*. Baltimore: Johns Hopkins Press.
- Fraser, D. A. S. 1991. Statistical inference: likelihood to significance. *Journal of the American Statistical Association* 86:258-265.
- Fraser, D. A. S. and N. Reid. 2002. Strong matching of frequentist and Bayesian parametric inference. *Journal of Statistical Planning and Inference* 103:263-285.
- Garthwaite, P. H., J. B. Kadane, and A. O'Hagan. 2005. Statistical methods for eliciting probability distributions. *Journal of the American Statistical Association* 100:680-700.
- Kass, R. E. and L. Wasserman. 1996. The selection of prior distributions by formal rules. *Journal of the American Statistical Association* 91:1343-1370.
- Martin, A. D., K. M. Quinn, and D. Pemstein. 2004. "Scythe Statistical Library 1.0." Available from <http://scythe.wustl.edu>.
- Pratt, J. W. 1965. Bayesian interpretation of standard inference statements [with discussion]. *Journal of the Royal Statistical Society B* 27:169-203.

- R Development Core Team. 2004. *R: A language and environment for statistical computing*. Vienna, Austria: R Foundation for Statistical Computing.
- Reichardt, C. S. and H. F. Gollub. 1984. A subjective frequentist definition of probability.
- Ríos Insua, D. and R. Criado. 2000. Topics on the foundations of robust Bayesian analysis. In *Robust Bayesian Analysis*, eds. Ríos Insua, D. and F. Ruggeri, 33-44. (New York: Springer).
- Royall, R. 1997. *Statistical Evidence: A Likelihood Paradigm*. New York: Chapman & Hall/CRC.
- , 2000. On the probability of observing misleading statistical evidence [with Comments and a Rejoinder]. *Journal of the American Statistical Association* 95, no. 451:760-780.
- Savage, L. J. 1972. *The Foundations of Statistics*.: Dover.
- Schweder, T. and N. L. Hjort. 2002. Confidence and likelihood. *Scandinavian Journal of Statistics* 29, no. 2:309-332.
- Singh, K., M. Xie, and W. E. Strawderman. 2005. Combining information from independent sources through confidence distributions. *Annals of Statistics* 33, no. 1:159-183.