

On the Density of Iterated Line Segment Intersections*

Ansgar Grüne[‡] Sanaz Kamali Sarvestani[‡]

Department of Computer Science I, University of Bonn, Germany

November 2005

Abstract

Given S_1 , a finite set of points in the plane, we define a sequence of point sets S_i as follows: With S_i already determined, let L_i be the set of all the line segments connecting pairs of points of $\bigcup_{j=1}^i S_j$, and let S_{i+1} be the set of intersection points of those line segments in L_i , which cross but do not overlap. We show that with the exception of some starting configurations the set of all crossing points $\bigcup_{i=1}^{\infty} S_i$ is dense in a particular subset of the plane with nonempty interior. This region can be described by a simple definition.

Keywords: discrete geometry, computational geometry, density, intersections, line segments

1 Introduction

Given $S = S_1$, a finite set of points in the Euclidean plane, let L_1 denote the set of line segments connecting pairs of points from S_1 . Next, let S_2 be the set of all the intersection points of those line segments in L_1 which do not overlap. We continue to define sets of line segments L_i and point sets S_i inductively by

$$\begin{aligned} L_i &:= \left\{ pq \mid p, q \in \bigcup_{j=1}^i S_j \wedge p \neq q \right\}, \\ S_{i+1} &:= \{x \mid \{x\} = l \cap l' \text{ where } l, l' \in L_i\}. \end{aligned}$$

Finally, let $S_{\infty} := \bigcup_{i=1}^{\infty} S_i$ denote the limit set.

*This article is published as technical report [6].

[‡]E-Mail: {gruene,kamali}@cs.uni-bonn.de

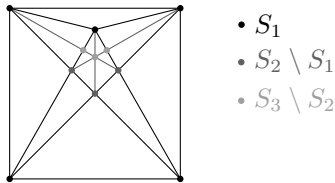


Figure 1: The first iterations S_1 , S_2 and S_3 of segment intersections.

In this article we show in which region $K(S)$ the crossing points S_∞ are dense, and in which exceptional cases the crossing points are not dense in any set with non-empty interior.

Several results concerning the density of similar iterated constructions are known. Bezdek and Pach [2] studied the following problem: Let $S_1 = \{O_1, O_2\}$ consist of two distinct points in the plane with distance less than 2. Define S_{i+1} inductively as the set of all intersection points between the unit circles, whose centers are in S_i . They proved, if the distance between O_1 and O_2 does not equal 1 nor $\sqrt{3}$ the limit point set $\bigcup_{i=1}^{\infty} S_i$ is everywhere dense in the plane.

Kazdan [9] considered two rigid motions A and B applied to an arbitrary point p in the plane. An implication of his more powerful result is that the set $S_\infty := \bigcup_{i=1}^{\infty} S_i$ defined by the iterations $S_1 := \{p\}$ and $S_{i+1} := \{Ax, A^{-1}x, Bx, B^{-1}x | x \in S_i\}$ is everywhere dense in the plane if A is a rotation through an angle incommensurable with 2π and A and B do not commute.

Bárány, Frankl, and Maehara [1] showed that with the exception of four special cases, the set of vertices of those triangles which are obtained from a particular starting triangle T by repeating edge-reflection is everywhere dense in the plane.

Ismailescu and Radoičić [8] examined a question very similar to ours. The only difference is that they considered lines instead of line segments. They proved by applying nice elementary methods that with the exception of two cases the crossing points are dense in the whole plane. Hillar and Rhea [7] independently proved the same statement with different methods.

Despite the similarity of the two settings, the methods from the analysis of iterated line intersections cannot be transferred to our case of segment intersections. The latter problem turns out to be more difficult. It has more exceptional cases, where the crossing points are not dense in any set with non-empty interior. And in non-exceptional cases the crossing points are not dense in the whole plane but only in a particular convex region $K(S)$.

Our work is motivated by another interesting problem introduced recently by Ebberts-Baumann et al. [4], namely how to embed a given finite point set into a graph of small dilation. For a given geometric graph G in the plane and for any two vertices p and q we define their *vertex-to-vertex dilation* as

$$\delta_G(p, q) := \frac{|\pi(p, q)|}{|pq|},$$

where $\pi(p, q)$ is a shortest path from p to q in G and $|\cdot|$ denotes the Euclidean length. The *dilation of G* is defined by

$$\delta(G) := \sup_{p, q \text{ vertices of } G} \delta_G(p, q).$$

A geometric graph G of smallest possible dilation $\delta(G) = 1$ is called *dilation-free*. We will give a list of all cases of dilation-free graphs in the plane in Section 2. It can also be found at Eppstein's geometry junkyard [5]. Given a point set S in the plane, the *dilation of S* is defined by

$$\Delta(S) := \inf \{ \delta(G) \mid G = (V, E) \text{ planar graph, } S \subset V \text{ and } V \setminus S \text{ finite} \}.$$

Determining $\Delta(S)$ seems to be very difficult. The answer is even unknown if S is a set of five points placed evenly on a circle. However, Ebberts-Baumann et al. [4] were able to prove $\Delta(S) \leq 1.1247$ for every finite point set $S \subset \mathbb{R}^2$ and they showed lower bounds for some special cases.

A natural idea for embedding S in a graph of small dilation is to try to find a geometric graph $G = (V, E)$, $S \subseteq V$, such that $\delta_G(p, q) = 1$ for every $p, q \in V$. Now, suppose we have found such G . Obviously, for every pair $p, q \in S$, the line segment pq must be a part of G . Since G must be planar, every intersection point of these line segments must also be in V and so on.

If this iteration produces only finitely many intersection points, i.e. the set S_∞ defined at the very beginning of this article is finite, we have a planar graph $G = (V, E)$ with $S \subset V$, $V \setminus S$ finite and $\delta(G) = 1$ thus $\Delta(S) = 1$. This shows that $|S_\infty| < \infty$ can only hold if S is a subset of the vertices of a dilation-free graph. We call those point sets *exceptional configurations*. Note that $\Delta(S) = 1$ could still hold for other sets. There could be a sequence of proper geometric graphs whose dilation does not equal 1 but converges to 1.

Our main result, Theorem 1, shows that in all the cases where S is not an exceptional configuration, S_∞ is dense in a region with non-empty interior. Very recently Klein and Kutz [10] proved this theorem for the special case where S consists of more than 4 points in convex position, not three of them on a line. They used it to prove the first non-trivial lower bound $\Delta(S) \geq 1.0000047$ which holds for every non-exceptional finite point set S .

The rest of this paper is organized as follows. In Section 2 we list the exceptional configurations, define the region $K(S)$ and show its basic properties. In Section 3 we study a special case of the problem. In Section 4 we use arguments from projective geometry to prove for any non-exceptional configuration S that there exists a triangle T such that S_∞ is dense in T . Finally, in the last section we prove that in this case S_∞ is dense in $K(S)$. Appendices provide technical tools and basics from projective geometry.

2 Exceptional Configurations and the Candidate

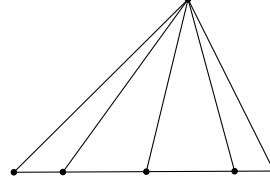
Here, we list all cases of dilation-free graphs. They can also be found at Eppstein's Geometry Junkyard [5]. It can be proven by case analysis that these are

all possibilities. The *exceptional configurations* are the subsets of the vertices of such graphs. Most exceptional configurations are the whole vertex set of the corresponding dilation-free graph. Only the special case described in the footnote in (iii) yields an exceptional configuration which is a proper subset.

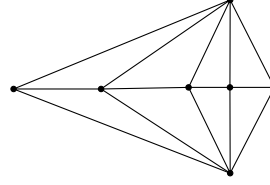
(i) n points on a line



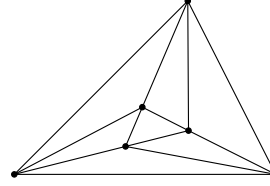
(ii) $n - 1$ points on a line, one point not on this line



(iii) $n - 2$ points on a line, two points on opposite sides of this line¹



(iv) one triangle (ie. three points) nested in the interior of another triangle. Every pair of two inner points is collinear with one outer point.



Next, we define the region $K(S)$. Until we prove that S_∞ is dense in $K(S)$, we call $K(S)$ the candidate.

Definition. The *candidate* $K(S)$ is defined as the intersection of those closed half planes which contain all the starting points except for at most one point:

$$K(S) := \bigcap_{p \in S} \bigcap_{H \supset S \setminus \{p\}} H,$$

The second intersection is taken over all closed half planes H which do contain $S \setminus \{p\}$.

¹Let p_1 and p_2 be the two points on opposite sides of the line, and let p_3, \dots, p_n be the other points. If the segment $p_1 p_2$ intersects with the convex hull $\text{ch}(\{p_3, \dots, p_n\})$, the intersection point must be a vertex of the dilation-free graph. However, it does not have to be part of the corresponding exceptional configuration.

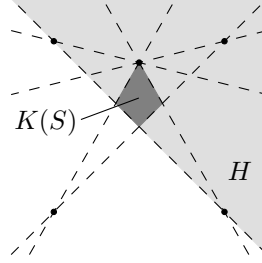


Figure 2: The candidate $K(S)$ and a closed half plane H containing all but one starting point.

We sum some basic properties of the candidate in the following lemma. The most important one is that there cannot be any intersection point outside the candidate.

Lemma 1.

1. *If the candidate $K(S)$ is not empty, it is a convex polygon.*
2. *Every vertex of $K(S)$ belongs to $S_1 \cup S_2$.*
3. *Every intersection point lies inside of the candidate, that is $S_\infty \setminus S \subset K(S)$.*

Proof. 1. The convexity follows immediately from the definition as $K(S)$ is the intersection of (convex) closed half planes. It is easy to see that in the definition of the candidate it suffices to consider only those finitely many closed half planes H which have at least two points from S on their boundary. Hence, $K(S)$ is a polygon.

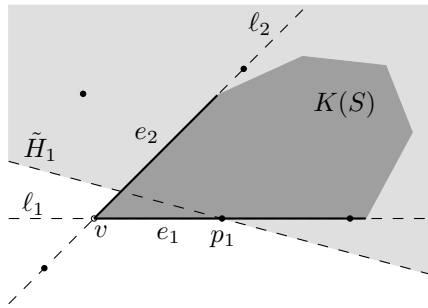


Figure 3: Every vertex v of the candidate $K(S)$ has to be an element of $S_1 \cup S_2$.

2. Consider Figure 3. Let e_1 and e_2 be two neighbor edges of the polygon $K(S)$ meeting in the vertex v , and let l_1 and l_2 be the lines through these edges. By the arguments above there are at least two points from S on each of the lines.

If there are two points $p_1, q_1 \in S$ on l_1 on different sides of v , and the same holds for two points $p_2, q_2 \in S$ on l_2 , then v belongs to S_2 since it is the crossing point of p_1q_1 and p_2q_2 . Otherwise we have an edge, say e_1 , such that all points of $S \cap l_1$ lie on one side of v . Let p_1 be the closest point to v in $S \cap l_1$. Then, if v is not a point of $S = S_1$, we can turn the half plane H_1 belonging to e_1 slightly around p_1 such that the turned closed half plane \tilde{H}_1 still contains all but one point of S and it does not contain $v \in K(S)$, a contradiction.

3. Let H be a closed half plane containing $S \setminus \{p\}$. Then, clearly the crossing points of the next generation $S_2 \setminus S$ are contained in H , since all the line segments connecting points from S are either fully contained in H or they hit p . Applying this argument inductively shows that $S_\infty \setminus S \subset H$. \square

3 A Useful Special Case

In the following, we call every element of S_∞ an “intersection point”.

Lemma 2. *Let the starting configuration $S = \{A, B, C, D, E, F\}$ be as follows: Three points A, B, C are the vertices of a triangle and D, E, F are the midpoints of the sides of this triangle. Then S_∞ is dense in $K(S) = \triangle DEF$ (cf. Figure 4)*

We will prove this lemma at the end of this section.

Proposition 1. *Let $G \in S_\infty$ lie on DF , with $\frac{|FG|}{|FD|} = \frac{l}{k}$, where k and $l \in \mathbb{N}$ and $k > l$. We define $H := EF \cap BG$. Then $\frac{|FH|}{|EF|} = \frac{l}{l+k}$.*

Proof. From the assumptions follows that $FD \parallel BE$ (i.e. FD is parallel to BE) and therefore $\triangle FGH \sim \triangle EBH$ (i.e. $\triangle FGH$ and $\triangle EBH$ are similar), so by the Intercept Theorem we have $\frac{|FH|}{|EH|} = \frac{|FG|}{|BE|} = \frac{|FG|}{|FD|} = \frac{l}{k}$. The second equality is valid, since $DBEF$ is a parallelogram. This implies: $\frac{|FH|}{|EF|} = \frac{|FH|}{|FH| + |EH|} = \frac{l}{l+k}$. \square

Note that the claim above can be proved similarly for the other sides of $\triangle DEF$.

Corollary 1. *Let the starting configuration be as above, then for each integer $n \geq 2$, there exists an intersection point H on EF , with $\frac{|FH|}{|EF|} = \frac{1}{n}$.*

Proof. We use induction on n . If $n = 2$, H is simply the intersection of BD and EF , since $BEDF$ is a parallelogram. Similarly such midpoints can be found also on the other sides of the triangle $\triangle DEF$. By means of symmetry the induction step is a straightforward application of Proposition 1. \square

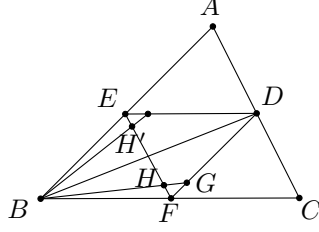


Figure 4: Illustration of Proposition 1 and Claim 1.

By symmetry the above corollary is obviously valid for the other sides, too.

Claim 1. *If there exists an intersection point H on EF , then there exists an intersection point H' on EF with $\frac{|H'F|}{|EF|} = 1 - \frac{|FH|}{|EF|}$.*

Proof. The situation is axially symmetric about BD (cf. Figure 4). \square

Proof. (of Lemma 2) To prove that S_∞ is dense in the triangle $\triangle DEF$, by Corollary 4 it is sufficient to show that it is dense on the sides of this triangle.

Therefore we will prove that for each $\frac{l}{k} \in [0, 1]$, $l, k \in \mathbb{N}$, with $\gcd(l, k) = 1$, there exists an intersection point (or a starting point for the cases $\frac{l}{k} = 0$ and $= 1$) M on EF with $\frac{|EM|}{|EF|} = \frac{l}{k}$; in this case we call $\frac{l}{k}$ *constructable*.

We use induction on n , the sum of the numerator and the denominator of the fraction $\frac{l}{k}$:

$n = 1$: The only fraction $\frac{l}{k} \in [0, 1]$ with $l, k \in \mathbb{N}$ and $\gcd(l, k) = 1$ and $l + k = 1$ is $\frac{0}{1} = 0$. Hence, $M = E$ proves the claim for $n = 1$.

Suppose the statement is true for the cases $l + k \leq n$. Consider $\frac{l}{k} \in [0, 1]$ where $l + k = n + 1$ and $\gcd(l, k) = 1$:

Case 1, $0 < \frac{l}{k} \leq \frac{1}{2}$: We define $l' := l$ and $k' := k - l$. We then have $\frac{l'}{k'} \in (0, 1]$ and $0 \leq l' + k' < l + k$. By induction hypothesis $\frac{l'}{k'}$ is constructable by iterated intersections. By Proposition 1 $\frac{l'}{l' + k'} = \frac{l}{k}$ is constructable, too.

Case 2, $\frac{l}{k} > \frac{1}{2}$: We define $l' := k - l$ and $k' := k$. Then we have $\frac{l'}{k'} \in (0, 1]$ and $l' + k' < l + k$. Thus by induction hypothesis $\frac{l'}{k'}$ is constructable. By Claim 1 we can also construct $\frac{l}{k}$. \square

4 Density in a Triangle

Lemma 3. (*Main Lemma*) *Let the starting configuration $S = \{A, B, C, D, E\}$ be as follows: 3 points are the vertices of the triangle $\triangle ABC$, another 2 points D and E are on different sides of this triangle (see Figure 5), then S_∞ is dense in a triangle.*

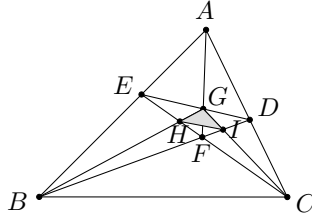


Figure 5: S_∞ is dense in $\triangle GHI$.

Proof. Consider the Euclidean plane \mathcal{A} as embedded in the projective plane \mathbb{P}^2 . The complement of the projective line through BC in \mathbb{P}^2 is an Euclidean plane \mathcal{A}' . On \mathcal{A}' we have the same points as in \mathcal{A} . See Figure 6 for an illustration.

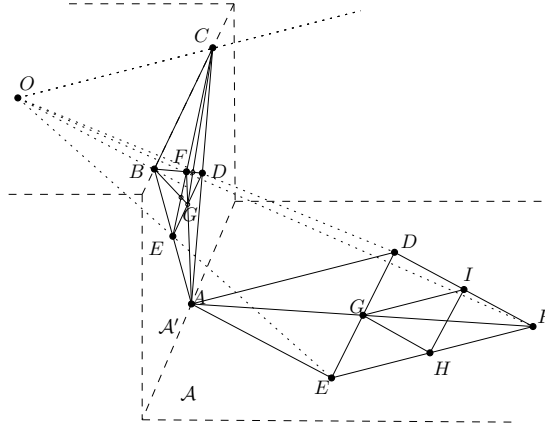


Figure 6: A useful projection of $\triangle ABC$.

To prove we use this simple topological fact: a set A is dense in a set B with respect to a topological subspace $Y \subset X$ where $A \subset B \subset Y$ iff A is dense in B with respect to the whole space X . That means to prove, that S_∞ is dense in $\triangle DEF$ in the Euclidean plane \mathcal{A} , it is sufficient to show, that S_∞ is dense in $\triangle DEF$ in the projective plane and it is also equivalent to prove, that S_∞ is dense in $\triangle DEF$ with respect to \mathcal{A}' .

In \mathcal{A}' we have $AD \parallel EF$, because the lines through AD and EF in \mathcal{A} cross each other in C and $AE \parallel DF$, because the lines through them cross each other in B respectively. Hence G is the midpoint of DE , I is the midpoint of DF and H is the midpoint of EF . Then by Lemma 2 S_∞ is dense in $\triangle GHI$. Hence S_∞ is dense in $\triangle GHI$ in \mathcal{A} . \square

Corollary 2. *Let S_1 be a set of $n > 4$ points in convex position in the plane no three of them on a line. Let S_i be the sets defined as above, then $S_\infty = \bigcup_{i=1}^\infty S_i$ is dense in a triangle.*

Proof. We label the starting points A_1, A_2, \dots, A_n clockwise. Let $B_1 := A_1A_3 \cap A_2A_n$ and $B_2 := A_1A_3 \cap A_2A_4$ (cf. Figure 7). Now we can apply the main lemma for the triangle $\triangle A_2A_nA_4$ with B_1 and B_2 on different sides of this triangle. Thus S_∞ is dense in a triangle. \square

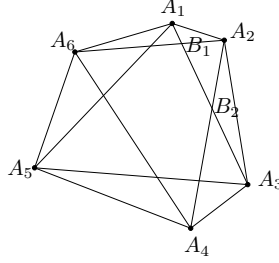


Figure 7: If the starting configuration contains $n > 4$ points in convex position, then S_∞ is dense in a triangle contained in the convex hull of the starting points.

Lemma 4. *For any non exceptional configuration, there exists a triangle, in which S_∞ is dense.*

Proof. If the convex hull of S_1 has more than 4 vertices, the claim is valid by Corollary 2.

If the convex hull has 3 vertices A, B and C , we consider the following cases:

Case 1 : There exist 2 other starting points on different sides of the triangle. In this case the claim is also valid by the main lemma.

Case 2 : There exists a starting point D on a side of triangle $\triangle ABC$, w.l.o.g. on AB . The configuration contains at least one other point, since it is not exceptional, but none on AC nor on BC .

If the rest of the points $S \setminus \{A, B, C, D\}$ are all on the line segment DC , or all on the line segment AB , then the configuration will be one of the exceptional cases (ii) or (iii).

Hence only one of the following cases is possible:

(a) All of the other points are on AB and DC and on both line segments exists at least one additional point. In this case we can apply the main lemma to at least one of the triangles $\triangle ADC$ or $\triangle BCD$ (cf. Figure 8).

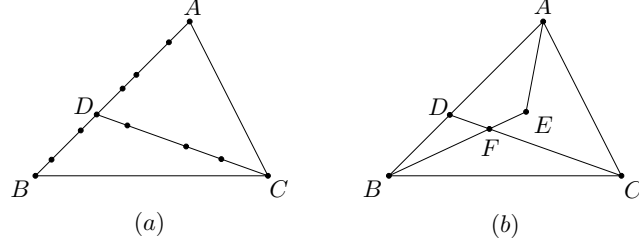


Figure 8: Case 2: $|\text{ch}(S)| = 3$ and there is a starting point on one side of the triangle.

(b) There exists one other point E in the interior of the triangle $\triangle ABC$, but not on DC . In this case, E is either in the interior of the triangle $\triangle ADC$ or in the interior of the triangle $\triangle BCD$. Hence one of the line segments BE or AE intersects DC in a point F . Now we can apply the main lemma to the triangle $\triangle ABE$ with D and F on different sides (cf. Figure 8).

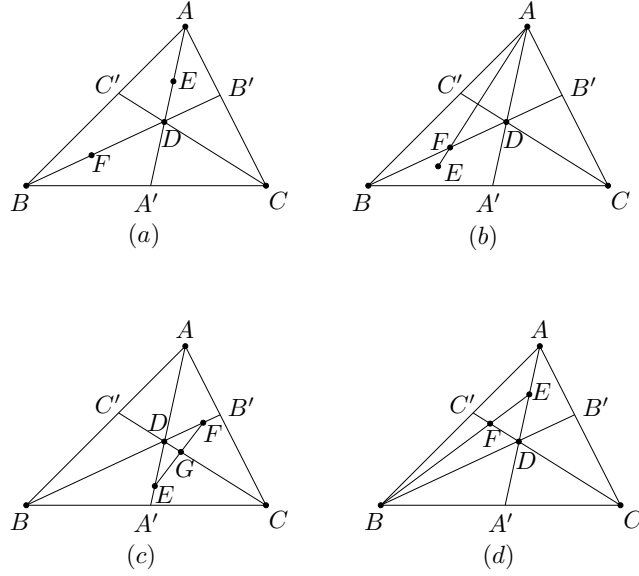


Figure 9: Case 3: $|\text{ch}(S)| = 3$ and there is no additional point on the boundary of the triangle.

Case 3 : There is no additional point on the boundary of the triangle $\triangle ABC$. Hence there exists at least one point D in the interior of $\triangle ABC$. The configuration requires at least one more point not to be an exceptional configuration.

Let A' be the intersection point of BC and the line through A and D . We

define B' and C' analogously. Note that these points are not necessarily in S_∞ !

If the rest of the points are all on AA' , all on BB' or all on CC' , we obtain the exceptional configuration (iii). Otherwise we distinguish four cases:

(a) At least two of the segments AD , BD and CD contain an additional point in their interior. We may assume that there is a point E on AD and F on BD . Then we can apply the main lemma to the triangle $\triangle ABD$ (cf. Figure 9).

(b) There exists a point E in the interior of the triangle $\triangle ABC$, which is not located on AA' , BB' or CC' , w.l.o.g. it is in the interior of the triangle $\triangle BCD$. Thus AE intersects BD or CD in a point F , w.l.o.g. F lies on BD . Now we have the same situation as in Case 2.b for the triangle $\triangle BCD$ with point F on a side and point E in the interior of $\triangle BCD$. The points C , E and F can not be collinear because A , F and E are collinear by construction and neither E nor F lies on AC (cf. Figure 9).

(c) At least two of the segments $A'D$, $B'D$ and $C'D$ contain an additional point in their interior. W.l.o.g. there is a point E on $A'D$ and F on $B'D$. Then E lies in the interior of $\triangle BCD$ and F lies in the interior of the triangle $\triangle ACD$. Thus EF intersects CD in a point G , since $A'DB'C$ is convex. Now we have the case 2.b for the triangle $\triangle ACD$ with G on one side and F in the interior. If the points A , F and G were collinear, E would have to lie on AD , since E , F and G are collinear. But it is a contradiction to F being contained in the interior of the triangle $\triangle ACD$. Analogously, G , F and A can not be collinear (cf. Figure 9).

(d) One of the segments AD , BD and CD contains an additional point E in its interior w.l.o.g. $E \in AD$ and $B'D$ or $C'D$ contains another point F . We assume $F \in C'D$. We only have these six points since otherwise we had case 3.(a), (b) or (c). Then we have case 2 for the triangle $\triangle ABD$. If case 2.a holds, there is nothing left to prove. Else E , F and B are collinear. We have the exceptional case (iv) (cf. Figure 9).

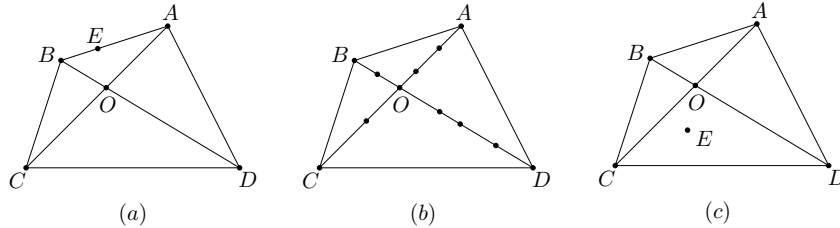


Figure 10: The convex hull of the non exceptional starting configuration has four vertices.

If the convex hull has 4 vertices A, B, C and D . Let O be the intersection point of the diagonals of quadrilateral $ABCD$. The rest of the points can not lie all on AC or all lie on BD , since it would be the exceptional case (iii). Otherwise we distinguish three cases.

(a) If there exists an additional point E on one of the sides say AB , we can apply the main lemma to the triangle $\triangle ABC$ with E on one side and O on the other side (cf. Figure 10).

(b) If the rest of the points are all located on AC and BD but not only on one of them, then we can also use the main lemma for at least one of the triangles $\triangle ABO, \triangle ADO, \triangle BCO$ or $\triangle CDO$.

(c) If there is a point E in the interior of the quadrilateral but not on AC or BD , then E lies in one of the triangles $\triangle ABC$ or $\triangle ACD$. This is case 2.b for the triangle containing E . \square

5 Density in the Candidate

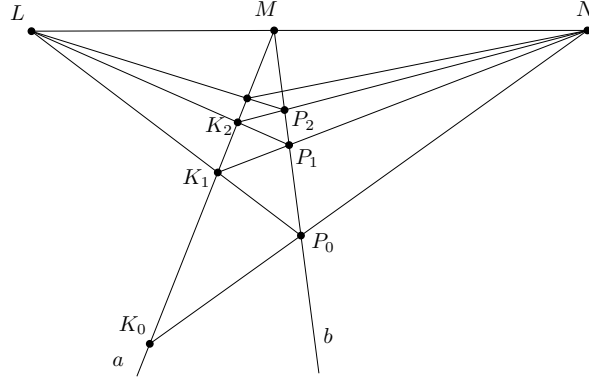
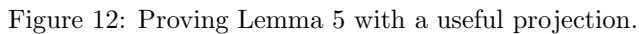


Figure 11: The point sequences $(P_i)_{i \in \mathbb{N}}$ and $(K_i)_{i \in \mathbb{N}}$ converge to M .

Lemma 5. *Let L, M and N be three distinct points such that M lies on the line segment LN and let a and b be two rays, emanating from M on the same side of the line segment LM . Let K_0 be a point on the ray a (cf. Figure 11). We define a sequence of points as follows: $P_i := b \cap NK_i$, $K_i := LP_{i-1} \cap a$. Then the point sequence $(P_i)_{i \in \mathbb{N}}$ converges to M on b and the point sequence $(K_i)_{i \in \mathbb{N}}$ converges to M on a .*

Proof. Similar to the proof of the main lemma, consider the Euclidean plane, called \mathcal{A} , as embedded in the projective plane. Call The complement of the line through L and M in \mathbb{P}^2 \mathcal{A}' (cf. Figure 12). Then $a \parallel b$ in \mathcal{A}' , because they cross each other in M in \mathcal{A} and M is at infinity in \mathcal{A}' . With the same argument we get:

$$K_0P_0 \parallel K_1P_1 \parallel \cdots \parallel K_iP_i \parallel \cdots \text{ and } P_0K_1 \parallel P_1K_2 \parallel \cdots \parallel P_iK_{i+1} \parallel \cdots$$


$$|P_0P_1| = \cdots = |P_iP_{i+1}| = \cdots \text{ and } |K_0K_1| = \cdots = |K_iK_{i+1}| = \cdots.$$

Corollary 3. *Consider Figure 13 : Let L and N two points, and this time let M be a point not on the line LN but such that the line which goes through M and is perpendicular to LN meets the line segment LN . Let H be the half plane bounded by the line which passes LM and which does not contain N and similarly let H' be the half plane, bounded by the line which passes MN and which does not contain L . Let a and b be two rays emanating from M and lying in $H \cap H'$ and not on the boundary. If K_0 is a point on the ray a and we define point sequences $(P_i)_{i \in \mathbb{N}}$ and $(K_i)_{i \in \mathbb{N}}$ analogously to lemma 5, then these sequences converge to M .*

13

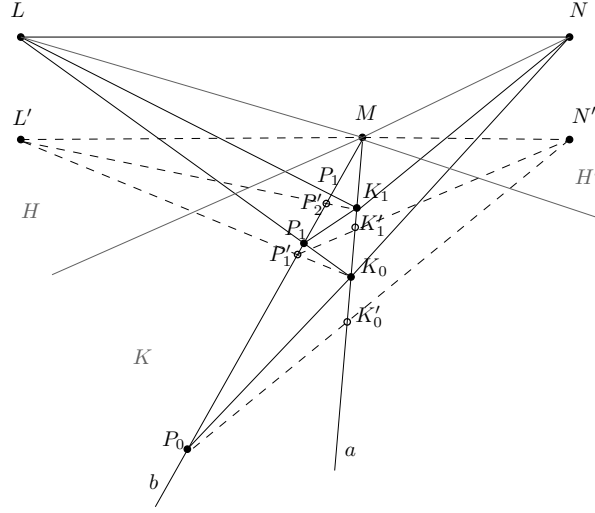


Figure 13: The point sequences $(P'_i)_{i \in \mathbb{N}}$ and $(K'_i)_{i \in \mathbb{N}}$ also converge to M .

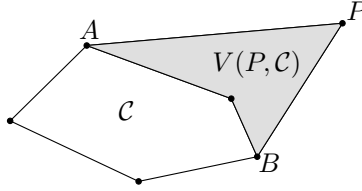


Figure 14: The visibility cone of P with respect to \mathcal{C} , $V(P, \mathcal{C})$

Definition. Let \mathcal{C} be a convex polygon and let P be a point outside of \mathcal{C} . We call the two rays emanating from P , which touch the boundary of \mathcal{C} tangents of \mathcal{C} through P . Let A and B be those two vertices of \mathcal{C} , which first be touched by the tangents. We define the *visibility cone* of P with respect to \mathcal{C} , $V(P, \mathcal{C})$ as follows:

$$V(P, \mathcal{C}) := \triangle ABP - \mathcal{C}$$

Lemma 6. Let the starting configuration S be an arbitrary finite point set. Assume that S_∞ is dense in a convex region $\mathcal{R} \subset \text{ch}(S)$ with nonempty interior. And let P be a point from S_∞ such that $P \notin \mathcal{R}$ and P is not a vertex of $\text{ch}(S)$. Then S_∞ is dense in $\text{ch}(\{P\} \cup \mathcal{R})$.

Proof. Let $A_i, i = 1 \dots n$ be the vertices of $\text{ch}(S)$.

We distinguish the following cases:

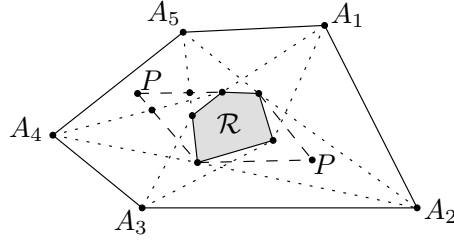


Figure 15: Two cases in the proof of Lemma 6.

Case 1 : If the point P lies in or on the boundary of a visibility cone $V(A_i, \mathcal{R})$ for some i say i_0 , then we have $V(P, \mathcal{R}) \subset V(A_{i_0}, \mathcal{R})$. Thus by Lemma 7 S_∞ is dense in $V(P, \mathcal{R})$ and therefore in $\text{ch}(\{P\} \cup \mathcal{R})$.

Case 2 : Else: $V(P, \mathcal{R})$ intersects at least one $V(A_i, \mathcal{R})$. Hence S_∞ is dense in the intersection of these visibility regions. In particular S_∞ is dense in a sub line segment of at least one tangent of \mathcal{R} emanating from P . Now we can apply Corollary 3 or Lemma 5 combined with Lemma 7 (P as M , the tangents as the half lines a and b , and the neighbor side of the convex hull as LM , cf. Figure 15). \square

Theorem 1. *Let $S = S_1$ be a set of n points in the plane, which is not an exceptional configuration. Then S_∞ is dense in the candidate $K(S)$.*

Proof. If S is not an exceptional configuration, by Lemma 4 we know that S_∞ is dense in a triangle T . We also know by Lemma 1 that $T \subset K(S)$ and that every vertex of $K(S)$ is an intersection point. Let P_1, P_2, \dots, P_n be the vertices of $K(S)$. Then using Lemma 5.1 inductively yields that S_∞ is dense in $\text{ch}(\{P_1, P_2, \dots, P_n\}) = K(S)$. \square

6 Acknowledgement

We thank Behrang Noohi for his nice idea to use projective geometry for the proof of the main lemma.

References

- [1] I. Bárány, P. Frankl, and H. Maehara. Reflecting a triangle in the plane. *Graphs and Combinatorics*, 9:97–104, 1993.
- [2] K. Bezdek and J. Pach. A point set everywhere dense in the plane. *Elemente der Mathematik*, 40(4):81–84, 1985.
- [3] N. Bourbaki. *General Topology, part 2*, chapter VI, §3, pages 44–53. Elements of Mathematics. Hermann, Paris, 1966.

- [4] A. Ebbers-Baumann, A. Grüne, M. Karpinski, R. Klein, C. Knauer, and A. Lingas. Embedding point sets into plane graphs of small dilation. In *Algorithms and Computation: 16th International Symposium, ISAAC 2005*, volume 3827 of *Lecture Notes Comput. Sci.*, pages 5–16. Springer, December 2005.
- [5] D. Eppstein. The Geometry Junkyard: Dilation-Free Planar Graphs. Web page, 1997. <http://www.ics.uci.edu/~eppstein/junkyard/dilation-free/>.
- [6] A. Grüne and S. Kamali Sarvestani. On the density of iterated line segment intersections. Technical Report 004, Department of Computer Science I, University of Bonn, 2005. <http://web.informatik.uni-bonn.de/I/publications/gk-disi-05.pdf>.
- [7] C. Hillar and D. Rhea. A result about the density of iterated line intersections in the plane. *Comput. Geom. Theory Appl.*, to appear.
- [8] D. Ismailescu and R. Radoičić. A dense planar point set from iterated line intersections. *Comput. Geom. Theory Appl.*, 27(3):257–267, 2004.
- [9] D. A. Každan. Uniform distribution in the plane. *Transactions of the Moscow Mathematical Society*, 14:325–332, 1965.
- [10] R. Klein and M. Kutz. The density of iterated crossing points and a gap result for triangulations of finite point sets. Unpublished manuscript, 2005.

A Some Technical Tools

Lemma 7. *Let P be a point set, which is dense on a line segment AB and let C be a point not collinear with A and B . Let D and E be two points in $\triangle ABC$, which are not collinear with C . Then, if we connect C with all points in P , the intersection of these line segments with DE is dense on DE (we call this point set P'). Furthermore connecting all points of P with all points of P' implies, that the intersection points would be dense in $ABDE$.*

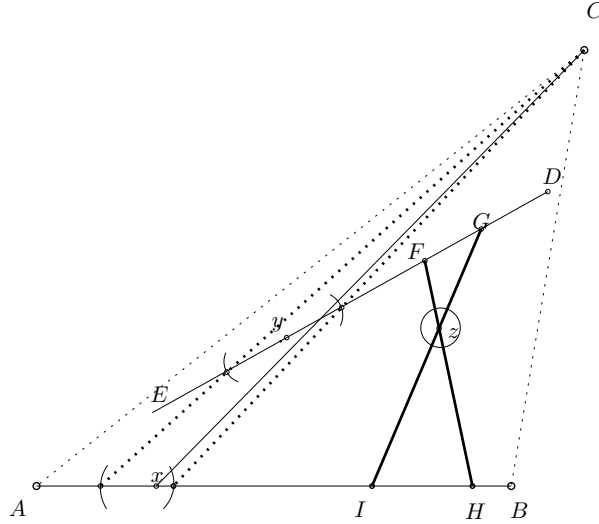


Figure 16: Lemma 7

Proof. Let $y \in DE$ and let $\epsilon > 0$ be arbitrary. Let $proj : DE \rightarrow AB$ be the projection, which maps every point $p \in DE$ to the point $q \in AB$ so that p, q and C are collinear. Let $U_\epsilon(y)$ be the ϵ -neighborhood of y on DE . Since $proj(U_\epsilon(y))$ is an open interval on AB and P is dense in AB , $proj(U_\epsilon(y))$ contains a point of P (called x). Now if we connect C to x with a line segment, the intersection of Cx and DE is an intersection point in $U_\epsilon(y)$. That means the intersection points are dense in DE .

For the second claim: Let z be an arbitrary point in $ABDE$ and not on the boundary of this polygon. Choose an arbitrary $\epsilon > 0$. Consider two lines through z , each intersecting both DE and AB . Let $F, G \in DE$ and $H, I \in AB$ be the intersection points such that $FH \cap GI = \{z\}$, see the figure above. Fix I and move G on ED to meet a point of P , so that the intersection of IG and FH is still in $U_\epsilon(z)$. Do the same for H, F and G fixed to construct an intersection point in $U_\epsilon(z)$. \square

Corollary 4. *If P be a point set, which is dense on every side of a convex polygon, then P is dense everywhere in the polygon.*

B Projective Geometry

This appendix provides a brief introduction to projective geometry stressing the topological aspects. Among the various approaches to introducing this concept we choose an analytic one. We follow loosely the standard literature on topology, e.g. Bourbaki [3].

Definitions. We define *projective n -space*, denoted \mathbb{P}^n , to be the set of all lines through the origin in \mathbb{R}^{n+1} together with the *quotient topology* induced by the natural map $\pi : \check{\mathbb{R}}^{n+1} \rightarrow \mathbb{P}^n$, that is $\pi(\mathbf{x})$ is the unique line which goes through the origin and \mathbf{x} . Here, $\check{\mathbb{R}}^{n+1}$ denotes $\mathbb{R}^{n+1} - \{\mathbf{0}\}$, since zero has no image in \mathbb{P}^n . An element $P \in \mathbb{P}^n$ is called a (projective) *point*. Many geometric notions of \mathbb{R}^{n+1} map to \mathbb{P}^n with the dimension decremented by 1, e.g. the image in \mathbb{P}^n of an $(m+1)$ -dimensional *linear* subspace of \mathbb{R}^{n+1} is called an m -dimensional *projective subspace*. The image of a plane through the origin in \mathbb{R}^{n+1} is called a (projective) *line*. Note, that we always omit the origin when we map subsets of \mathbb{R}^{n+1} to \mathbb{P}^n .

Affine window. Now, suppose A is an *affine* hyperplane $\mathbf{x} + H$, where H is an n -dimensional linear subspace and $\mathbf{x} \in \mathbb{R}^{n+1}$.

Then A gets bijectively mapped onto its image in \mathbb{P}^n , since $\mathbf{0} \notin A$ and every line through the origin meets A in at most one point.

Given a linear isomorphism $\mathbb{R}^n \rightarrow H$, we get an *affine* isomorphism $\iota : \mathbb{R}^n \rightarrow A$ by composing with translation by \mathbf{x} . Then the composite map

$$\mathbb{R}^n \xrightarrow{\iota} A \hookrightarrow \check{\mathbb{R}}^{n+1} \xrightarrow{\pi} \mathbb{P}^n$$

is homeomorphic onto its image and gives rise to a topological embedding of \mathbb{R}^n into \mathbb{P}^n . Indeed, the above composite map is obviously continuous, it remains to prove that it is open. For $\mathbf{x} \in \mathbb{R}^{n+1} - H$ let $g(\mathbf{x})$ denote the point, where the line through $\mathbf{0}$ and \mathbf{x} meets A . Then g is continuous from $\mathbb{R}^{n+1} - H$ to A . To see that, make a linear (hence homeomorphic) change of variables, such that H is the hyperplane whose equation is $x_0 = 0$ and A is the hyperplane whose equation is $x_0 = 1$. Then exactly $g(\mathbf{x}) = x_0^{-1}\mathbf{x}$, which is obviously continuous.

Now let U be open in A . By definition of g we have: $\pi^{-1}(\pi(U)) = g^{-1}(U)$. But g is continuous, hence $g^{-1}(U)$ is open and by the definition of quotient topology $\pi(U)$ is also open and we are finished.

We like to think of the embedding $\pi \circ \iota$ as an *affine window* to projective n -space. The embedding depends on the choice of the affine hyperplane A together with a linear isomorphism $\mathbb{R}^n \simeq H$ which induces ι .

Fix such an embedding for the next paragraph.

Subspaces. The reason why geometry in \mathbb{P}^n is compatible with Euclidean geometry in the affine window is this: each affine subspace L of \mathbb{R}^n is mapped into a unique projective subspace L' of \mathbb{P}^n of equal dimension. The map $L \rightarrow L'$ induced by π is in general not surjective. Instead, $L' - \pi(L)$ is a projective subspace which we call the extension at infinity of L . Indeed, linear maps preserve linear subspaces, hence affine subspaces; linear isomorphisms preserve dimensions. Further, let $L = \mathbf{y} + L_0$ denote a d -dimensional affine subspace of A , where L_0 is the corresponding linear subspace of H which is parallel to L , then L and L_0 lie in a uniquely determined $(d+1)$ -dimensional linear subspace \tilde{L} which is simply the union of all lines that lie in L_0 or that go through $\mathbf{0}$ and L . This, again, can be expressed by $\tilde{L} = \pi^{-1}(\pi(L \cup L_0))$, from which it follows that $\pi(L \cup L_0) = \pi(L) \cup \pi(L_0)$ is by definition a projective subspace of dimension d ; $\pi(L_0)$ is projective of dimension $d-1$. Conversely, let L' be a projective subspace of dimension d , then $L' \cap \pi(A)$ is affine of dimension d and $L' - \pi(A)$ is projective of dimension $d-1$.

Intersections. The intersection of linear subspaces is always a linear subspace. Applying π it follows that the intersection of projective subspaces is either empty or again a projective subspace. On the other hand, intersecting with A shows, that every intersection $L = L_1 \cap L_2$ of affine spaces in A corresponds to a similar intersection of projective subspaces of equal dimension.

Further, if L_1 and L_2 are distinct *projective* hyperplanes (i.e. of dimension $n-1$), then $L = L_1 \cap L_2$ is of dimension exactly $n-2$. To see this, note that L_i corresponds to a hyperplane H_i in \mathbb{R}^{n+1} which is the kernel of a linear form $f_i : \mathbb{R}^{n+1} \rightarrow \mathbb{R}$. But $H = H_1 \cap H_2$ is the kernel of the linear map $f : \mathbb{R}^{n+1} \rightarrow \mathbb{R}^2$ which sends \mathbf{x} to $(f_1(\mathbf{x}), f_2(\mathbf{x}))$. Clearly, this kernel must have dimension at least $n-1$ and hence is of dimension $n-1$, since $H_1 \neq H_2$. It follows that $L = \pi(H)$ has projective dimension $n-2$.

As a corollary we have, that two distinct projective lines in \mathbb{P}^2 always meet in a single projective point.

Window switching. We call the following important tool, that we need and which we will develop now, *window-switching*. This is our variant of *projective transformation*.

Let us specialize to the case $n=2$ now. Suppose, we have some affine geometric problem in \mathbb{R}^2 , that does not rely on parallelism. This is window-switching: take an embedding $\mathbb{R}^2 \simeq A \hookrightarrow \mathbb{P}^2$, so our affine geometric problem is now a problem in \mathbb{P}^2 . Now take another window to \mathbb{P}^2 , say A' , that is a second affine hyperplane $A' \subset \mathbb{R}^3$, $\mathbf{0} \notin A'$, which we will now regard as part of \mathbb{P}^2 . Some objects of the problem in \mathbb{P}^2 may now reside in A' , some may not. The intersection $A \cap A'$ as seen in \mathbb{P}^2 is A without A' 's line at infinity, say $H \subset \mathbb{P}^2$. Every point P in A that lies on H is hidden from A' and lines that meet in H are now parallel in the view of A' , since if they met in A' , too, they would have two intersection points in \mathbb{P}^2 , contradiction! This can be used to establish some facts, that remain true, when we come back to A .

However, there are some subtleties. Points in A that are separated by H are not so in A' . Since $\mathbb{P}^1 \simeq S^1$ topologically, a projective line looks like a circle. Suppose three points on a line in this order: P, Q, R . And further suppose that the line meets H in one point S right between Q and R . Now, looking from A' we don't see S anymore. What we see, is a line and points R, P, Q in that order. We bypassed these subtleties by explicitly describing the embeddings of A and A' either by picture or by coordinates in \mathbb{R}^3 .