

Wick rotations in 3D gravity: $\mathcal{ML}(\mathbb{H}^2)$ -spacetimes

Riccardo Benedetti¹ and Francesco Bonsante^{1,2}

- (1) Dipartimento di Matematica, Università di Pisa,
Largo B. Pontecorvo, 5 , I-56127 Pisa.
(2) Scuola Normale Superiore di Pisa
Email: benedett@dm.unipi.it ; f.bonsante@sns.it

Abstract

“Ends of hyperbolic 3-manifolds should support *canonical Wick rotations*, so they realize effective interactions of their ending globally hyperbolic spacetimes of constant curvature.”

We develop a consistent sector of *WR-rescaling theory* in 3D gravity, that, in particular, concretizes the above guess for many geometrically finite manifolds. $\mathcal{ML}(\mathbb{H}^2)$ -spacetimes are solutions of pure Lorentzian 3D gravity encoded by *measured geodesic laminations* of \mathbb{H}^2 , possibly invariant by any given discrete, torsion-free subgroup Γ of $PSL(2, \mathbb{R})$. The rescalings which correlate spacetimes of different curvature, as well as the *conformal* Wick rotations towards hyperbolic structures, are *directed* by the gradient of the respective *canonical cosmological times*, and have *universal* rescaling functions that only depend on their value. We get an insight into the WR-rescaling mechanism by studying rays of $\mathcal{ML}(\mathbb{H}^2)$ -spacetimes emanating from the *static* case. In particular, we determine the “derivatives” at the starting point of each ray. We point out the tamest behaviour of the cocompact Γ case against the different general one, even when Γ is of cofinite area, but non-cocompact. We analyze *broken T-symmetry* of AdS $\mathcal{ML}(\mathbb{H}^2)$ -spacetimes and related *earthquake failure*. This helps us to figure out the main lines of development in order to achieve a complete WR-rescaling theory.

Keywords: hyperbolic 3-manifold, end, domain of dependence, Wick rotation, cosmological time, measured geodesic lamination, bending, earthquake.

1 Introduction

A basic fact of 3-dimensional geometry is that the Ricci tensor determines the Riemann tensor. This implies that the solutions of pure 3D gravity are the Lorentzian or Riemannian 3-manifolds of *constant curvature*. The sign of the curvature coincides with the sign of the cosmological constant. We stipulate that all manifolds are *oriented* and that the Lorentzian spacetimes are also *time-oriented*. We could also include in the picture the presence of *world lines* of particles, carrying some concentrated singularities of the metric. A typical example is given by the *cone manifolds* of constant curvature with cone locus at some embedded link. The cone angles reflect the “mass” of the particles. In the Lorentzian case we also require that the world lines are of causal type (see e.g. [7](2)). However, in the present paper we will confine ourselves to the pure gravity case.

Sometimes gravity is studied by considering separately its different “sectors”, according to the metric signature (Lorentzian or Euclidean), and the sign of the cosmological constant. By using the comprehensive term “3D gravity”, we would suggest to consider it as a unitary body, where different sectors actually interact. In that direction, the following is one of our leading ideas:

“Let Y be any *topologically tame* hyperbolic 3-manifold. Denote by Y' the manifold obtained by removing from Y the geodesic core of the Margulis tubes of a given *thick-thin* decomposition of Y (for instance, the one canonically associated to the Margulis constant). Assume that Y' is not compact. By hypothesis, Y' is homeomorphic to the interior of a compact manifold with boundary, say W , and each boundary component of W corresponds to an “end” of Y' . Then the ends of Y' should support *canonical Wick rotations*, so that such a hyperbolic “universe” Y concretely realizes an *interaction* of its ending globally hyperbolic Lorentzian spacetimes of constant curvature.”

As an application of the results of the present paper, together with the ones of [6], we can concretize this idea at least when Y is *geometrically finite*, without accidental parabolic and with *incompressible* ends. In fact, [6] is responsible for the ends that lie in the thin part of Y , while the present paper is responsible for the (parabolic completion of) non-elementary ends of Y itself. At the end of this Introduction we outline a few expected features of a complete *WR-rescaling theory* in 3D gravity, that should allow, in particular, to do it for an arbitrary tame hyperbolic 3-manifold. This should include also an analysis of the ending invariants of hyperbolic 3-manifolds via WR.

In the series of papers [4] one constructs a family of so called *quantum hyperbolic field theories* QHFT, that is, roughly speaking, of determined finite dimensional representations into the tensorial category of complex linear spaces, of a $(2 + 1)$ -bordism category based on compact oriented 3-manifolds equipped with $PSL(2, \mathbb{C})$ -flat bundles. There are evidences that these theories are pertinent

to 3D gravity (see also [5]). Tame hyperbolic 3-manifolds furnish fundamental examples of bordisms in this category. Our work on WR also arises from the purpose of clarifying their full “classical” 3D gravity content.

Let us outline the main themes of the paper.

Models for constant curvature geometry A nice feature of 3D gravity consists in the fact that we dispose of very explicit (local) *models* for the manifolds of constant curvature, which we usually normalize to be $\kappa = 0$ or $\kappa = \pm 1$. In the Riemannian case, these are the models \mathbb{R}^3 , \mathbb{S}^3 and \mathbb{H}^3 of the fundamental 3-dimensional isotropic geometries: *flat*, *spherical* and *hyperbolic*, respectively. These (in particular the hyperbolic geometry) are the central objects of Thurston’s geometrization program, which dominates the 3-dimensional geometry and topology on the last decades. For the Lorentzian signature, we have the 3-dimensional *Minkowski*, *de Sitter* and *anti de Sitter* spacetimes, respectively. We shall denote them by \mathbb{X}_κ . Thus we can adopt the very convenient technology of $(\mathbb{X}, \mathcal{G})$ -manifolds, i.e. manifolds equipped with (maximal) *special atlas* (see e.g. [28] or Chapter B of [8] for more details). We recall that \mathbb{X} denotes the model manifold, \mathcal{G} is the group of isometries of \mathbb{X} (which possibly preserve the orientation). A special atlas has charts with values onto open sets of \mathbb{X} , and any change of charts is given by the restriction to each connected component of its domain of definition of some element $g \in \mathcal{G}$. For every $(\mathbb{X}, \mathcal{G})$ -manifold M , a very general analytic continuation-like construction, gives us pairs (d, h) , where $d : \widetilde{M} \rightarrow \mathbb{X}$ is a *developing map* defined on the universal covering of M , $h : \pi_1(M) \rightarrow \mathcal{G}$ is a *holonomy representation* of the fundamental group of M . Moreover, we can assume that d and h are *compatible*, that is, for every $\gamma \in \pi_1(M)$ we have $d(\gamma(x)) = h(\gamma)(d(x))$, where we consider the natural action of the fundamental group on \widetilde{M} , and the action of \mathcal{G} on \mathbb{X} , respectively. The map d is a local isometry, and it is unique up to post-composition with elements $g \in \mathcal{G}$. The holonomy representation h is unique up to conjugation by g . A $(\mathbb{X}, \mathcal{G})$ -structure on M lifts to a locally isometric structure on \widetilde{M} , and these share the same developing maps. In many situations it is convenient to consider this lifted structure, and keep track of the isometric action of $\pi_1(M)$ on \widetilde{M} . This technology is very flexible, and applies to the more general situation where \mathcal{G} is any group of real analytic transformations of an analytic model manifold \mathbb{X} (not necessarily a group of isometries). For example, we will consider *projective structures* on surfaces, that are in fact $(S^2, PSL(2, \mathbb{C}))$ -structures, where $S^2 = \mathbf{P}^1(\mathbb{C})$ is the Riemann sphere, and $PSL(2, \mathbb{C})$ is naturally identified with the group of complex automorphisms of S^2 .

Wick rotation This is a very basic procedure for interplaying Riemannian and Lorentzian geometry, including the *global causal structure* of Lorentzian

spacetimes. The simplest example applies to \mathbb{R}^{n+1} endowed with both the standard Minkowski metric $-dx_0^2 + \dots + dx_{n-1}^2 + dx_n^2$, and the Euclidean metric $dx_0^2 + \dots + dx_n^2$. By definition (see below), these are related via a Wick rotation directed by the vector field $\partial/\partial x_0$. Sometimes one refers to it as “passing to the imaginary time”. More generally we have:

Definition 1.1 Given a $n + 1$ smooth manifold Y equipped with a Riemannian metric g and a Lorentzian metric h , then we say that g, h are related via a rough Wick rotation directed by v , if:

- (1) v is a nowhere vanishing h -timelike and future directed vector field on Y ;
- (2) For every $y \in Y$, the g - and h -orthogonal spaces to $v(y)$ coincide and we denote them by $\langle v(y) \rangle^\perp$.

The positive function defined on Y by $\beta(y) = -\|v(y)\|_h/\|v(y)\|_g$ is called the *vertical rescaling function* of the Wick rotation.

A Wick rotation is said *conformal* if there is also a positive *horizontal rescaling function* α such that, for every $y \in Y$,

$$h|_{\langle v(y) \rangle^\perp} = \alpha(y)g|_{\langle v(y) \rangle^\perp} .$$

In fact, all metrics g, h as above are canonically related by a rough Wick rotation: we use g to identify h to a field of linear automorphisms $h_y \in \text{Aut}(TY_y)$, and we take as $v(y)$ the field of g -unitary and h -future directed eigenvectors of h_y , with negative eigenvalues. Call $v_{(g,h)}$ this canonical vector field associated to the couple of metrics (g, h) . Any other field v as in Def. 1.1 is of the form $v = \lambda v_{(g,h)}$, for some positive function λ . If we fix a nowhere vanishing vector field v , and two positive functions α, β on Y , then the conformal Wick rotation directed by v and with rescaling functions (α, β) establishes a bijection, say $W_{(v,\beta,\alpha)}$, between the set of Riemannian metrics on Y , and the set of Lorentzian metrics which have v as a timelike, future directed field. In particular, the couple (g, v) encodes part of the global causality of $h = W_{(v,\beta,\alpha)}(g)$. Clearly $W_{(v,\beta,\alpha)}^{-1} = W_{(v,\beta^{-1},\alpha^{-1})}$.

From now on *we will consider only conformal WR*, so we do not longer specify it. The couples (g, h) related via a WR, and such that *both g and h are solutions of pure gravity*, are of particular interest, especially when the support manifold Y has a non trivial topology.

Rescaling directed by a vector field This is a simple operation (later simply called “rescaling”) on metrics, which preserves the signature, and is strictly related to the WR. Let k and k' be either Riemannian or Lorentzian metrics on Y . Let v be a nowhere vanishing vector field on Y , (α, β) be rescaling functions as in the definition of conformal WR. In the Lorentzian case we assume that v is timelike. Then k and k' are *related via a rescaling directed by v , with rescaling functions (α, β)* , if

(1) For every $y \in Y$, the k - and k' -orthogonal spaces to $v(y)$ coincide and we denote them by $\langle v(y) \rangle^\perp$.

(2) k' coincides with βk on the line bundle $\langle v \rangle$ spanned by v .

(3) k' coincides with αk on $\langle v \rangle^\perp$.

Again, rescalings which relate different solution of pure gravity, possibly with different cosmological constant, are of particular interest.

Canonical cosmological time We refer to [1] for a general and careful treatment of this matter. Here we limit ourselves to recall that on any arbitrary spacetime Y it is defined the so-called *cosmological function*. Roughly speaking, this is the proper time that every event $y \in Y$ has been in existence, that is the upper bound of the Lorentzian lengths of the past directed causal paths starting at y . In general, the cosmological function can be very degenerate (for example, on the Minkowski space it is constantly equal to $+\infty$). We say that a spacetime has (*canonical*) *cosmological time* if the cosmological function actually is a global time on the spacetime. In such a case, the cosmological time coincides with the *finite* Lorentz distance of every event y from the *initial singularity* of the spacetime. This distance is realized as the Lorentzian length of a past directed causal curve starting at y , and its past limit point defines a point $r(y)$ on the initial singularity.

$\mathcal{ML}(\mathbb{H}^2)$ -spacetimes An aim of this paper is also to provide a geometric explanation of the pervasive occurrence of *measured geodesic laminations* on hyperbolic surfaces (see Section 2) in the study of both hyperbolic 3-manifolds and globally hyperbolic $(2+1)$ -spacetimes of (arbitrary) constant curvature. In fact we have placed the space $\mathcal{ML}(\mathbb{H}^2)$ of measured geodesic laminations on the hyperbolic plane \mathbb{H}^2 (the most general ones indeed) at the centre of our discussion.

Let us roughly summarize only a few results obtained in the paper. Given any measured geodesic lamination $\lambda = (\mathcal{L}, \mu) \in \mathcal{ML}(\mathbb{H}^2)$, this encodes a maximal globally hyperbolic spacetime $\mathcal{U}_\lambda^\kappa$ of constant curvature equal to κ , for every $\kappa = 0, \pm 1$ - by definition they are called $\mathcal{ML}(\mathbb{H}^2)$ -*spacetimes* - and a hyperbolic 3-manifold M_λ , all homeomorphic to $\mathbb{H}^2 \times \mathbb{R}$. We could say that all these spacetimes and hyperbolic manifolds are different “materializations” in 3D gravity of the same fundamental structure $\mathcal{ML}(\mathbb{H}^2)$. In fact we will show that there are natural correlations between them, given either by canonical rescalings or WR, with *universal rescaling functions*. A delicate point to stress is that this happens in fact *up to determined C^1 diffeomorphism*. Note that any C^1 isometry between Riemannian metrics induces at least an isometry of the underlying *length spaces*. In the Lorentzian case, it preserves the global causal structure.

More precisely we will show the following facts. Each spacetime $\mathcal{U}_\lambda^\kappa$ has canonical cosmological time, say T_λ^κ , and they share the same initial singularity. This

is a non trivial metric space with a rich geometry “dual” to the geometry of the lamination λ . For $\kappa = 0, -1$, the developing map of $\mathcal{U}_\lambda^\kappa$ is an embedding onto a convex domain of \mathbb{X}_κ . This does not hold for $\kappa = 1$ and M_λ , because the corresponding developing map is in general not injective. T_λ^0 is a C^1 submersion and each level surface of T_λ^0 inherits a complete C^1 Riemannian metric. For $\kappa = 0, 1$, $T_\lambda^\kappa(\mathcal{U}_\lambda^\kappa) =]0, +\infty[$, while for $\kappa = -1$ it is equal to $]0, \pi[$. We adopt the following notations. For every subset X of $]0, +\infty[$, $\mathcal{U}_\lambda^\kappa(X) = (T_\lambda^\kappa)^{-1}(X)$; for every $a \in T_\lambda^\kappa(\mathcal{U}_\lambda^\kappa)$, $\mathcal{U}_\lambda^\kappa(a) = \mathcal{U}_\lambda^\kappa(\{a\})$ denotes the corresponding level surface of the cosmological time. Sometimes we will also use the notation $\mathcal{U}_\lambda^\kappa(\geq a)$ instead of $\mathcal{U}_\lambda^\kappa([a, +\infty[)$, and so on. Then we will explicitly define:

1. A canonical rescaling which relates \mathcal{U}_λ^0 to $\mathcal{U}_\lambda^{-1}(]0, \pi/2[)$, such that:
 - it is directed by the gradient of T_λ^0 ;
 - the rescaling functions depend only on the value of T_λ^0 . This means that they are constant on each level surface $\mathcal{U}_\lambda^0(a)$ and their value only depends on a . We stress that they do not depend on λ , so we will call them (as well as all the other ones occurring throughout the paper) *universal rescaling functions*;
 - the inverse rescaling satisfies the same properties w.r.t. the cosmological time T_λ^{-1} restricted to $\mathcal{U}_\lambda^{-1}(]0, \pi/2[)$.
 - the rescaling extends to an identification of the respective initial singularity.
2. A canonical rescaling which relates $\mathcal{U}_\lambda^0(]0, 1[)$ to \mathcal{U}_λ^1 , such that:
 - it is directed by the gradient of T_λ^0 , restricted to $\mathcal{U}_\lambda^0(]0, 1[)$;
 - the rescaling functions depend only on the value of T_λ^0 ;
 - the inverse rescaling satisfies the same properties w.r.t. the cosmological time T_λ^1 .
 - the rescaling extends to an identification of the respective initial singularity.
3. A canonical WR which converts $\mathcal{U}_\lambda^0(]1, +\infty[)$ into the hyperbolic 3-manifold M_λ such that:
 - it is directed by the gradient of T_λ^0 , restricted to $\mathcal{U}_\lambda^0(]1, +\infty[)$;
 - the rescaling functions depend only on the value of T_λ^0 .
 - This WR can be transported onto the slab $\mathcal{U}_\lambda^{-1}(]\pi/4, \pi/2[)$ via the above first rescaling. Then the composition of WR with a developing map of M_λ extends continuously to the boundary of this slab, with values on $\bar{\mathbb{H}}^3 = \mathbb{H}^3 \cup S_\infty^2$. The initial boundary component $\mathcal{U}_\lambda^{-1}(\pi/4)$ corresponds to a complete

end of M_λ and it is sent in S_∞^2 . In fact, this is the developing map of a *asymptotic projective structure* on $\mathcal{U}_\lambda^{-1}(\pi/4)$, and its intrinsic spacelike metric is the *Thurston metric* for it. The restriction to the final boundary component $\mathcal{U}_\lambda^{-1}(\pi/2)$ is a locally isometric immersion onto a *pleated surface* in \mathbb{H}^3 , having the measured lamination λ as *bending lamination*. Note that Wick rotations *cut the initial singularity off*.

4. In the projective Klein model, the hyperbolic space \mathbb{H}^3 and the de Sitter space \mathbb{X}_1 can be realized as opposite connected components of $\mathbf{P}^3(\mathbb{R}) \setminus Q$, where Q is a suitable quadric. In fact Q realizes the canonical boundary at infinity S_∞^2 of \mathbb{H}^3 . It turns out that the above rescaling on $\mathcal{U}_\lambda^0(]0, 1[)$, and the WR on $\mathcal{U}_\lambda^0(]1, +\infty[)$ “fit well” at Q , in the sense that they glue at $\mathcal{U}_\lambda^0(1)$ and give rise to an immersion of the whole of \mathcal{U}_λ^0 in $\mathbf{P}^3(\mathbb{R})$.

In the special case when the transverse measure μ of λ is equal to zero we say that the spacetimes are *static*. In particular, \mathcal{U}_λ^0 coincides with the future $I^+(0)$ of the origin of \mathbb{X}_0 , while M_λ coincides with an open hyperbolic half-space in \mathbb{H}^3 . This special case is also characterized by the fact that the initial singularity of each spacetime $\mathcal{U}_\lambda^\kappa$ consists of *one* point, and that the cosmological times T_κ as well as the WR or rescalings are *real analytic* maps.

Γ -invariant constructions When the lamination is invariant under the action of a given discrete, torsion-free group Γ of isometries of \mathbb{H}^2 , that is when λ is the pullback of a measured geodesic lamination on the complete hyperbolic surface $F = \mathbb{H}^2/\Gamma$, then there is a natural Γ -invariant version of the above facts. There are faithful representations of Γ onto groups $\tilde{\Gamma}$ of isometries of each $\mathcal{U}_\lambda^\kappa$ or M_λ , respectively. The groups $\tilde{\Gamma}$ act nicely and give rise to the quotient spacetimes $\mathcal{U}_\lambda^\kappa/\tilde{\Gamma}$ or the hyperbolic 3-manifold $M_\lambda/\tilde{\Gamma}$, all homeomorphic to $F \times \mathbb{R}$. All constructions and structures descend to the quotient spaces. Strictly speaking, these spacetimes and hyperbolic manifolds are well defined *up to isometry homotopic to the identity*. We will establish procedures to select representatives in the respective Teichmüller-like equivalence classes; so we often confuse the class and its representative. However, especially in discussing *convergence* of spacetimes (see later), working up to reparametrization becomes an important point.

Cocompact Γ -invariant case The case of cocompact groups Γ is of particular interest since Mess’s paper [23]. This case concerns the globally hyperbolic spacetimes homeomorphic to $S \times \mathbb{R}$, for some compact surface S of genus $g \geq 2$, that have been intensively investigated also in the physics literature (see for instance [30, 15, 27]). We refer also to [11],[13] for some *volume computation* in this case.

In a sense, the cocompact Γ -invariant case has *tamest features*. Throughout the paper, we will focus these peculiar features, against the different phenomena that

arise in general, even when $F = \mathbb{H}^2/\Gamma$ is of *finite area*, but non compact. In section 8 we show simple examples that illustrate these general phenomena. A key point here is that we can work with geodesic laminations on F that not necessarily have compact support.

The other side of \mathcal{U}_λ^{-1} - (Broken) T -symmetry As stated above, the WR-rescaling mechanism only concerns the past of $\mathcal{U}_\lambda^{-1}(\pi/2)$ in the AdS spacetime \mathcal{U}_λ^{-1} . What about the other side of this spacetime? In order to answer this question, it is useful to consider the spacetime $(\mathcal{U}_\lambda^{-1})^*$ obtained just by *reversing the time orientation*. That is we study the behaviour of the AdS $\mathcal{ML}(\mathbb{H}^2)$ -spacetimes with respect to the T -symmetry.

Recall (see Section 6) that the isometry group of the spacetime \mathbb{X}_{-1} is isomorphic to $PSL(2, \mathbb{R}) \times PSL(2, \mathbb{R})$. So the AdS holonomy of a quotient of \mathcal{U}_λ^{-1} (when λ is Γ -invariant), is given by a ordered pair (Γ_L, Γ_R) of representations of Γ with values in $PLS(2, \mathbb{R})$. In terms of the holonomy, the above spacetime involution simply corresponds to

$$(\Gamma_L, \Gamma_R) \rightarrow (\Gamma_R, \Gamma_L) .$$

T-symmetry in the cocompact Γ -invariant case. Assume that $F = \mathbb{H}^2/\Gamma$ is a compact hyperbolic surface of genus $g \geq 2$, and that λ is Γ -invariant. It is known since [23], that in such a case (Γ_L, Γ_R) is a pair of faithful cocompact representations of the same genus, and that they determine the AdS spacetime. The behaviour of \mathcal{U}_λ^{-1} and $(\mathcal{U}_\lambda^{-1})^*$ is T -symmetric in the following sense (see Subection 6.7):

There are a compact hyperbolic surface $F^* = \mathbb{H}^2/\Gamma^*$ of genus g , and a Γ^* -invariant measured geodesic lamination λ^* such that

$$(\mathcal{U}_\lambda^{-1})^* = \mathcal{U}_{\lambda^*}^{-1} .$$

In other words:

Even $(\mathcal{U}_\lambda^{-1})^$ is $\mathcal{ML}(\mathbb{H}^2)$ -spacetime.*

We can also say that the initial and *final* singularities of \mathcal{U}_λ^{-1} have the same kind of structure.

Broken T -symmetry in the general case. The above T -symmetry does no longer hold in general, even when F/Γ is of finite area but non compact:

In general, $(\mathcal{U}_\lambda^{-1})^$ is no longer a $\mathcal{ML}(\mathbb{H}^2)$ -spacetime.*

Its initial singularity is not necessarily of the same kind. Just for using a somewhat suggestive terminology, let us qualify as “naked” the initial singularities of

$\mathcal{ML}(\mathbb{H}^2)$ -spacetimes. Then, in Section 8 we will show examples of broken T -symmetry given by AdS spacetimes having naked initial singularity, whereas the final singularity is “censored” by BZT black holes (see [14]).

In fact, the flat spacetimes \mathcal{U}_λ^0 are characterized by the property of being regular domains in \mathbb{X}_0 with *surjective Gauss map* (see Section 3). This has as AdS counterpart that the spacelike surface $\mathcal{U}_\lambda^{-1}(\pi/2)$ is *complete*. In general, this property is *not preserved up to time orientation reversing*. We will see that \mathcal{U}_λ^{-1} is determined by its *curve at infinity* c_λ , that is the trace of the surface $\mathcal{U}_\lambda^{-1}(\pi/2)$ on the “boundary” (diffeomorphic to $S^1 \times S^1$) of \mathbb{X}_{-1} . It is an intriguing problem to characterize AdS $\mathcal{ML}(\mathbb{H}^2)$ -spacetimes (and broken T -symmetry) in terms of c_λ . This also depends on the subtle relationship between these spacetimes and Thurston’s “Earthquake Theorem” [29], *beyond the cocompact Γ -invariant case* already depicted in [23]. We get some partial result in that direction: we show that c_λ is the graph of a homeomorphism of S^1 iff the lamination λ *generates earthquakes*. On the other hand, we show examples of homeomorphism of S^1 such that its graph is *not* the c_λ of any \mathcal{U}_λ^{-1} (that is such a graph determines a spacetime of more general type). See Sections 6 and 8.

Along a ray of measured laminations As usual, let $\lambda = (\mathcal{L}, \mu)$ be a (possibly Γ -invariant) measured geodesic lamination on \mathbb{H}^2 . We can consider the ray of (Γ -invariant) laminations $t\lambda = (\mathcal{L}, t\mu)$, $t \in [0, +\infty[$. So we have the corresponding 1-parameter families of spacetimes $\mathcal{U}_{t\lambda}^\kappa$ and hyperbolic manifolds $M_{t\lambda}$, emanating from the static case ($t = 0$). The study of these families gives us interesting information about the WR-rescaling mechanism (Section 7). We study the “derivatives” at $t = 0$ of the spacetimes $\mathcal{U}_{t\lambda}^\kappa$, and of holonomies and “spectra” of the quotient spacetimes. In particular, let us denote by $\frac{1}{t}\mathcal{U}_{t\lambda}^\kappa$ the spacetime obtained by rescaling the Lorentzian metric of $\mathcal{U}_{t\lambda}^\kappa$ by the constant factor $1/t^2$. So $\frac{1}{t}\mathcal{U}_{t\lambda}^\kappa$ has constant curvature $\kappa_t = t^2\kappa$. All the constructions made under the normalization $\kappa = 0, \pm 1$, apply straightforwardly to every κ_t , with the obvious modifications. Then, we will prove (using a suitable notion of convergence) that

$$\lim_{t \rightarrow 0} \frac{1}{t}\mathcal{U}_{t\lambda}^\kappa = \mathcal{U}_\lambda^0 .$$

Assume now that $F = \mathbb{H}^2/\Gamma$ is compact. Hence we have also the family $(\mathcal{U}_{t\lambda}^{-1})^* = \mathcal{U}_{\lambda_t^*}^{-1}$ as in the previous paragraph. In such a case (see Section 3), the set of Γ -invariant measured laminations has a \mathbb{R} -linear structure, and it makes sense to consider $-\lambda$. Then we will show

$$\lim_{t \rightarrow 0} \frac{1}{t}\mathcal{U}_{\lambda_t^*}^{-1} = \mathcal{U}_{-\lambda}^0 .$$

$\mathcal{ML}(\mathbb{H}^2)$ -spacetimes and beyond The broken T -symmetry shows that we have developed so far only a “sector” of a complete WR-rescaling theory in 3D gravity. An immediate generalization should consist in considering *arbitrary* flat regular domains in \mathbb{X}_0 , with not necessarily surjective Gauss map. In fact they have in general cosmological time (see Section 3), and the WR-rescaling formulas we have obtained for the $\mathcal{ML}(\mathbb{H}^2)$ -spacetimes, formally apply. However, several points have to be clarified such as:

- the structure of the initial singularities and of the (suitably generalized) dual laminations;
- the characterization of the AdS spacetimes (the hyperbolic 3-manifolds) obtained via canonical rescaling (canonical WR). And so on.

Measured laminations on straight convex sets defined in [19] seems to furnish a good generalization. Note that all examples 6.16 and in Section 8 present such a kind of laminations. Moreover, it is not hard to see that the procedure to construct a regular domain encoded by $\lambda \in \mathcal{ML}(\mathbb{H}^2)$ (Section 3), holds for these generalized laminations.

We expect that *all* $(\mathcal{U}_\lambda^{-1})^*$ should arise in such a more general framework. In clarifying this perspective of future work, we have also profited of recent discussions with T. Barbot.

A completion of the WR-rescaling theory is also necessary in order to get canonical WR on ends of arbitrary tame hyperbolic 3-manifolds (see the beginning of this Introduction). We notice that broken T -symmetry and WR on ends of arbitrary hyperbolic 3-manifolds seem to be strictly related facts. For instance, the completion of the hyperbolic 3-manifolds obtained via canonical WR on the future side of the spacetimes of Section 8 are homeomorphic to a handlebody (whence having a compressible end). These examples also show that spacetimes of more general type can arise as “limit” of genuine $\mathcal{ML}(\mathbb{H}^2)$ -spacetimes (for instance, when $t \rightarrow +\infty$, along certain rays of measured laminations).

As a further step towards a complete theory, in [6] we have analyzed the simplest flat regular domain in \mathbb{X}_0 , having the most degenerate Gauss map, that is the future, say Π , of a spacelike geodesic line. Although this domain is very elementary, the resulting sector of the WR-rescaling theory is far to be trivial. It is remarkable that this can be developed in explicit and self-contained way, eventually obtaining a complete agreement with the results of the present paper (for instance, concerning the universal rescaling functions). The WR-rescaling mechanism on Π extends to so called *QD-spacetimes*. These represent the 3D gravity materialization of *holomorphic quadratic differentials* on $\Omega = \mathbb{C}, \mathbb{H}^2$ (possibly invariant for the action of a group Γ of conformal transformations). They are suitable flat $(\Pi, \text{Isom}^+(\Pi))$ -spacetimes (already pointed out in [7](3)), and the dS or AdS ones obtained via canonical rescaling. In particular, the quotient spacetimes of Π with compact space, realize all *non-static* globally hyperbolic

flat spacetimes with *toric* Cauchy surface. Via WR we get the non-complete hyperbolic structures on $(S^1 \times S^1) \times \mathbb{R}$ that occur in Thurston's *Hyperbolic Dehn Filling* set-up. By canonical AdS rescaling of the quotient spacetimes of Π homeomorphic to $(S^1 \times \mathbb{R}) \times \mathbb{R}$, we get so called *BTZ black holes* (see [14]). In general, *QD*-spacetimes present world-lines of *conical singularities*, and the corresponding developing maps are *not* injective. So they are also a first step towards a generalization of the theory in presence of "particles".

Acknowledgment: Apparently our work rests on two bases: the world discovered by Thurston, and the Lorentzian facets of that world revealed by Mess in the germinal paper [23].

2 Measured Geodesic Laminations

Laminations A *geodesic lamination* \mathcal{L} on a complete Riemannian surface F is a *closed* subset L (the *support* of the lamination), which is foliated by geodesics. More precisely, L is covered by boxes B with a product structure $B \cong [a, b] \times [c, d]$, such that $L \cap B$ is of the form $X \times [c, d]$, and for every $x \in X$, $\{x\} \times [c, d]$ is a geodesic arc. Moreover, the product structures are compatible on the intersection of two boxes. Each geodesic arc can be extended to a complete geodesic, i.e. admitting an arc length parametrization defined on the whole real line \mathbb{R} . Either this parametrization is injective and we call its image a *geodesic line* of F , or its image is a simple closed geodesic. In both cases, we say that they are *simple* (complete) geodesics of F . So, these simple geodesics make a partition of L , and are called the *leaves* of \mathcal{L} . The leaves together with the connected components of $F \setminus L$ make a *stratification* of F .

In this section we are interested in the geodesic laminations on the hyperbolic plane \mathbb{H}^2 . In this case we can prove that if a closed subset L is the disjoint union of complete geodesics, then that geodesics give rise to a foliation of L in the above sense. In fact let L be the union of disjoint geodesics $\{l_i\}_{i \in I}$. Fix a point $p_0 \in L$ and consider a geodesic arc c transverse to the leaf l_0 through p_0 . It is not hard to see that there exists a neighbourhood K of p such that if a geodesic l_i meets K then it cuts c . Orient c arbitrarily and orient any geodesic l_i cutting c in such a way that respective positive tangent vectors at the intersection point form a positive base. Now for $x \in L \cap K$ define $v(x)$ the unitary positive tangent vector of the leaf through x at x . The following lemma assures that v is a 1-Lipschitzian vector field on $L \cap K$ (see [16] for a proof).

Lemma 2.1 *Let l, l' be disjoint geodesics in \mathbb{H}^2 . Take $x \in l$ and $x' \in l'$ and unitary vectors v, v' respectively tangent to l at x and to l' at x' pointing in the same direction. Let $\tau(v')$ the parallel transport of v' along the geodesic segment $[x, x']$ then*

$$\|v - \tau(v')\| < d_{\mathbb{H}}(x, x')$$

where $d_{\mathbb{H}}$ is the hyperbolic distance. ■

Thus there exists a 1-Lipschitz vector field \tilde{v} on K extending v . The flow Φ_t of this field allows us to find a box around p_0 . Indeed for ε sufficiently small the map

$$F : c \times (-\varepsilon, \varepsilon) \ni (x, t) \mapsto \Phi_t(x) \in \mathbb{H}^2$$

creates a box around p_0 .

Let \mathcal{G} denote the space of geodesics of \mathbb{H}^2 . It is well known that \mathcal{G} is homeomorphic to an open Moebius band (as every geodesic is determined by the unordered pair of its distinct endpoints belonging to S_{∞}^1 , i.e. the natural boundary at infinity of \mathbb{H}^2). We say that a subset K of \mathcal{G} is a set of disjoint geodesics if the geodesics in K are pairwise disjoint. Given a geodesic lamination \mathcal{L} on \mathbb{H}^2 it is easy to see that the subset of \mathcal{G} made by the leaves of \mathcal{L} is a closed set of disjoint geodesics. Conversely, it follows from above discussion that a closed set of disjoint geodesics gives rise to a geodesic lamination of \mathbb{H}^2 . For simplicity, in what follows we denote by \mathcal{L} both the lamination and the set of the leaves (considered as a subset of \mathcal{G}).

Transverse measures Given a geodesic lamination \mathcal{L} on a complete Riemannian surface F , a rectifiable arc k in F is *transverse* to the lamination if for every point $p \in k$ there exists a neighbourhood k' of p in k that intersects leaves in at most a point and 2-strata in a sub-arc. A *transverse measure* μ on \mathcal{L} is the assignment of a Radon measure μ_k on each rectifiable arc k transverse to \mathcal{L} (this means that μ_k assigns a finite non-negative mass $\mu_k(A)$ to every relatively compact Borelian subset of the arc, in a countably additive way) in such a way that:

- (1) The support of μ_k is $k \cap \mathcal{L}$;
- (2) If $k' \subset k$, then $\mu_{k'} = \mu_k|_{k'}$;
- (3) If k and k' are homotopic through a family of arcs transverse to \mathcal{L} , then the homotopy sends the measure μ_k to $\mu_{k'}$.

A *measured geodesic lamination on F* is a pair $\lambda = (\mathcal{L}, \mu)$, where \mathcal{L} is a geodesic lamination and μ is a transverse measure on \mathcal{L} . From now on we will specialize to measured geodesic laminations on \mathbb{H}^2 .

Remark 2.2 Notice that if k is an arc transverse to a lamination of \mathbb{H}^2 there exists a piece-wise geodesic transverse arc homotopic to k through a family of transverse arcs. Indeed there exists a finite subdivision of k in sub-arcs k_i for $i = 1, \dots, n$ such that k_i intersects a leaf in a point and a 2-stratum in a sub-arc. If p_{i-1}, p_i are the end-points of k_i it is easy to see that each k_i is homotopic to the geodesic segment $[p_{i-1}, p_i]$ through a family of transverse arcs. From this remark

it follows that a transverse measure on a lamination of \mathbb{H}^2 is determined by the family of measures on transverse geodesic arcs.

The simplest example of *measured laminations* $\lambda = (\mathcal{L}, \mu)$ on \mathbb{H}^2 is given by any *finite* family of disjoint geodesic lines l_1, \dots, l_s , each one endowed with a *real positive weight*, say a_j . A relatively compact subset A of an arc k transverse to \mathcal{L} intersects it at a finite number of points, and we set $\mu_k(A) = \sum_i a_i |A \cap l_i|$.

Now we want to point out a different way to describe a measured geodesic lamination on \mathbb{H}^2 . Given an open geodesic segment k transverse to \mathcal{L} we denote by $\mathcal{N}(k)$ the set of geodesics cutting k . Notice that $\mathcal{N}(k)$ is an open set in \mathcal{G} . Moreover the map

$$L \cap k \ni x \mapsto l(x) \in \mathcal{N}(k) \cap \mathcal{L}$$

is a homeomorphism. Thus let μ_k^* denote the direct image of the measure μ_k . If k and k' are transverse geodesic arcs we see that there exists proper geodesic segment $k_0 \subset k$ and $k'_0 \subset k'$ such that

$$\mathcal{N}(k) \cap \mathcal{N}(k') \cap \mathcal{L} = \mathcal{N}(k_0) \cap \mathcal{L} = \mathcal{N}(k'_0) \cap \mathcal{L} .$$

Notice that k_0 is homotopic to k'_0 through a family of arcs transverse to λ . Thus it follows that

$$\mu_k^*|_{\mathcal{N}(k) \cap \mathcal{N}(k')} = \mu_{k_0}^* = \mu_{k'_0}^* = \mu_{k'}^*|_{\mathcal{N}(k) \cap \mathcal{N}(k')} .$$

In particular we can glue the measures μ_k^* in a measure μ^* on \mathcal{L} . It is not hard to see that the support of μ^* is the whole \mathcal{L} . Summarizing, given a measured geodesic lamination $\lambda = (\mathcal{L}, \mu)$, we have constructed a measure μ^* on \mathcal{G} supported on \mathcal{L} . Conversely if μ^* is a measure on \mathcal{G} such that the support is a set \mathcal{L} of disjoint geodesics we can construct in a similar way a measured geodesic lamination $\lambda = (\mathcal{L}, \mu)$.

Let us point out two interesting subsets of \mathcal{L} associated to a measured geodesic lamination $\lambda = (\mathcal{L}, \mu)$ on \mathbb{H}^2 . The *simplicial part* \mathcal{L}_S of \mathcal{L} consists of the union of the isolated leaves of \mathcal{L} . \mathcal{L}_S does not depend on the measure μ . Note that in general, this is not a sublamination, that is its support \mathcal{L}_S is not a closed subset of \mathbb{H}^2 . The *weighted part* of λ depends on the measure and it is denoted by $\mathcal{L}_W = \mathcal{L}_W(\mu)$. In fact, it consists of the set of atoms of μ^* (we denote by $L_W = L_W(\mu)$ its support). It is a countable subset of \mathcal{G} but, again, it is not in general a sublamination of \mathcal{L} . For instance, consider the set of geodesics \mathcal{L} with a fixed end-point $x_0 \in S_\infty^1$. Clearly \mathcal{L} is a geodesic lamination of \mathbb{H}^2 and its support is the whole of \mathbb{H}^2 . In the half-plane model suppose $x_0 = \infty$ so that geodesics in \mathcal{L} are parametrized by \mathbb{R} . In particular let l_t denote the geodesic in \mathcal{L} with end-points t and ∞ . If we choose a dense sequence $(q_n)_{n \in \mathbb{N}}$ in \mathbb{R} it is not difficult to construct a measure on \mathcal{L} such that l_{q_n} carries the weight 2^{-n} . For that measure L_W is a dense subset of \mathbb{H}^2 .

As L is the support of μ , then we have the inclusion $\mathcal{L}_S \subset \mathcal{L}_W(\mu)$. In general this is a strict inclusion. This terminology mostly refers to the “dual” geometry of the initial singularity of the spacetimes that we will associate to the measured geodesic laminations on \mathbb{H}^2 . In fact, it turns out that when λ coincides with its simplicial part, then the initial singularity is a simplicial metric tree.

Convergence of measured geodesic laminations Let us denote by $\mathcal{ML}(\mathbb{H}^2)$ the set of measured geodesic laminations of \mathbb{H}^2 . Given a measured geodesic lamination $\lambda = (\mathcal{L}, \mu)$ we can consider the positive linear functional defined on the set of continuous functions on \mathcal{G} supported on a compact set

$$T_\lambda : C_c(\mathcal{G}) \ni f \mapsto \int f d\mu^* \in \mathbb{R} .$$

By Riesz Representation Theorem this correspondence is an injection of measured geodesic laminations of \mathbb{H}^2 into the set of positive functionals on $C_c(\mathcal{G})$ and we can consider the topology on $\mathcal{ML}(\mathbb{H}^2)$ induced by this map.

In fact we need to spell the notion of local convergence of a sequence of geodesic laminations $\lambda_n = (\mathcal{L}_n, \mu_n)$. More precisely let K be a compact of \mathbb{H}^2 and $\mathcal{N}(K)$ denote the compact set of geodesics intersecting K . We say that λ_n converges to $\lambda_\infty = (\mathcal{L}_\infty, \mu_\infty)$ if

$$\int_{\mathcal{N}(K)} f d\mu_n^* \rightarrow \int_{\mathcal{N}(K)} f d\mu_\infty^*$$

for every $f \in C^0(\mathcal{N}(K))$.

Lemma 2.3 1. Suppose $\lambda_n \rightarrow \lambda_\infty$ on K . By using a jump function it is not hard to see that for every $l_\infty \in \mathcal{L}_\infty \cap \mathcal{N}(K)$ there exists a sequence $l_n \in \mathcal{L}_n \cap \mathcal{N}(K)$ such that $l_n \rightarrow l_\infty$.

2. Suppose $\lambda_n \rightarrow \lambda_\infty$ on a compact domain K . Let k be a geodesic arc contained in K tranverse to \mathcal{L}_∞ and to \mathcal{L}_n for any n . Then we have

$$\int_k f d(\mu_n)_k \rightarrow \int_k f d(\mu_\infty)_k . \tag{1}$$

Proof : The first statement is evident. Thus let us prove only the second one. Since $(\mu_n)_k(k) \leq \hat{\mu}_n(\mathcal{N}(K))$ it follows that up to a subsequence there exists a measure μ on k such that

$$\int_k f d(\mu_n)_k \rightarrow \int_k f d\mu .$$

In order to conclude we have to show that $\mu = (\mu_\infty)_k$.

Given a continuous function f on k , we can define a continuous function φ on $\mathcal{N}(k) \setminus \{l_0\}$, where l_0 is the geodesic through k , by setting $\varphi(l) = f(l \cap k)$.

If the support of f is contained in the interior of k the function φ can be extended to $\mathcal{N}(K) \setminus l_0$. Moreover, we have

$$\int_k f d(\mu_n)_k = \int_{\mathcal{N}(K) \setminus l_0} \varphi d\hat{\mu}_n .$$

Since $\{l_0\}$ is not contained in the support of μ_∞ the last integral tends to the integral of φ with respect to $\hat{\mu}_\infty$. Thus if the support of f is contained in $\text{int}(k)$ then

$$\int_k f d\mu = \int_k f d(\mu_\infty)_k .$$

In order to conclude it is sufficient to show that if x is an endpoint of k then $\mu(\{x\}) = 0$. Let k_ε a neighbourhood of k in l_0 and fix a function φ_n on k_ε with compact support in its interior part such that $\varphi_n(x) = 1$ and

$$\int_{k_\varepsilon} \varphi_n d(\mu_\infty)_{k_\varepsilon} \leq 1/n .$$

Then we have that

$$\int_{k_\varepsilon} \varphi_n d(\mu_j)_{k_\varepsilon} \leq 1/n$$

for j sufficiently large. In this way we obtain that

$$\int_k \varphi_n d\mu \leq 1/n$$

and this shows that $\mu(\{x\}) = 0$. ■

Standard finite approximation Given a measured geodesic lamination $\lambda = (\mathcal{L}, \mu)$ on \mathbb{H}^2 , we want now to construct local approximations by finite laminations. More precisely let us fix a geodesic segment k transverse to the lamination. Denote by $U_\varepsilon(k)$ the ε -neighbourhood of k and by k_ε the intersection of $U_\varepsilon(k)$ with the geodesic containing k . If ε is sufficiently small we see that every leaf of \mathcal{L} that intersects $U_\varepsilon(k)$ must intersect k_ε . Fix n and subdivide k_ε into the union of intervals c_1, \dots, c_r such that c_i has length less than $1/n$ and the end-points of c_i are not in $L_W(\mu)$. For every c_i let us set $a_j = \mu_{k_\varepsilon}(c_j)$. If $a_j > 0$, then choose a leaf l_j of \mathcal{L} that cuts c_j . Thus consider the finite lamination $\mathcal{L}_n = \{l_j | a_j > 0\}$ and associate to every l_j the weight a_j . In such a way we define a measure μ_n transverse to \mathcal{L}_n . Moreover, it is easy to prove that $\lambda_n = (\mathcal{L}_n, \mu_n)$ tends to $\lambda = (\mathcal{L}, \mu)$ on $U_\varepsilon(k)$ as $n \rightarrow +\infty$. We call such a sequence a *standard approximation* of λ .

Γ -invariant measured geodesic laminations Any discrete torsion-free group $\Gamma \subset \text{Iso}(\mathbb{H}^2)$ naturally acts on the space of geodesics \mathcal{G} . So we can consider the Γ -invariant geodesic laminations on \mathbb{H}^2 . More precisely, consider the complete hyperbolic surface $F = \mathbb{H}^2/\Gamma$; the natural projection $p : \mathbb{H}^2 \rightarrow F$ is a (locally isometric) universal covering map. Then every geodesic lamination on F lifts to a Γ -invariant geodesic lamination on \mathbb{H}^2 , and this establishes a bijective correspondence between geodesic laminations on F and Γ -invariant geodesic laminations on \mathbb{H}^2 .

If $\lambda = (\mathcal{L}, \mu)$ is a measured geodesic lamination on F , then it lifts to a measured geodesic lamination $\tilde{\lambda} = (\tilde{\mathcal{L}}, \tilde{\mu})$ on \mathbb{H}^2 which is Γ -invariant. This means that $\tilde{\mathcal{L}}$ is Γ -invariant and for every tranverse arc k and every $\gamma \in \Gamma$ we have

$$\mu_{\gamma(k)} = \gamma_*(\mu_k).$$

Conversely if $\tilde{\lambda}$ is a Γ -invariant measured geodesic lamination on \mathbb{H}^2 , then it induces a measured geodesic lamination on $F = \mathbb{H}^2/\Gamma$. Notice that a measured lamination λ is Γ -invariant if and only if the action of Γ on \mathcal{G} preserves the measure μ^* .

Cocompact Γ The case of *cocompact* Fuchsian groups Γ is particularly interesting and has been widely investigated.

The simplest example of measured geodesic lamination on a compact hyperbolic surface $F = \mathbb{H}^2/\Gamma$ is a finite family of disjoint, weighted simple closed geodesics on F . This lifts to a Γ -invariant measured lamination of \mathbb{H}^2 made by a countable family of weighted geodesic lines, that do not intersect each other on the *whole* of $\overline{\mathbb{H}^2} = \mathbb{H}^2 \cup S_\infty^1$. The measure is defined like in the case of a finite family of weighted geodesics. We call this special laminations *weighted multi-curves*.

When $F = \mathbb{H}^2/\Gamma$ is compact, the Γ -invariant measured geodesic laminations $\lambda = (\mathcal{L}, \mu)$ on \mathbb{H}^2 have particularly good features, that do not hold in general. We limit ourselves to remind a few of them:

1. The lamination \mathcal{L} is determined by its support L . The support L is a no-where dense set of null area.
2. The simplicial part \mathcal{L}_S and the weighted part \mathcal{L}_W actually coincide; moreover \mathcal{L}_S is the maximal weighted multi-curve sublamination of λ .
3. Let us denote by $\mathcal{ML}(F)$ the space of measured geodesic laminations on F . It is homeomorphic to \mathbb{R}^{6g-6} , $g \geq 2$ being the genus of F . Any homeomorphism $f : F \rightarrow F'$ of hyperbolic surfaces, induces a natural homeomorphism $f_{\mathcal{L}} : \mathcal{ML}(F) \rightarrow \mathcal{ML}(F')$; if f and f' are homotopic, then $f_{\mathcal{L}} = f'_{\mathcal{L}}$. This means that $\mathcal{ML}(F)$ is a topological object which only depends on the genus

of F , so we will denote it by \mathcal{ML}_g . Varying $[F]$ in the Teichmüller space \mathcal{T}_g , the above considerations allows us to define a trivial fibre bundle $\mathcal{T}_g \times \mathcal{ML}_g$ over \mathcal{T}_g with fibre \mathcal{ML}_g .

Example 2.4 (1) Mutata mutandis, similar facts as above hold more generally when $F = \mathbb{H}^2/\Gamma$ is of *finite type* (i.e. it is homeomorphic to the interior of a compact surface S possibly with non empty boundary), providing that the lamination on F has *compact support*. However, even when F is of *finite area* but non compact, we can consider laminations that not necessarily have compact support (see Section 8).

(2) Let γ be either a geodesic line or a horocycle in \mathbb{H}^2 . Then, the geodesic lines orthogonal to γ make, in the respective cases, two different geodesic foliations both having the the whole of \mathbb{H}^2 as support. We can also define a transverse measure μ which induces on γ the Lebesgue one.

3 Flat $\mathcal{ML}(\mathbb{H}^2)$ -spacetimes

We denote by \mathbb{X}_0 the 3-dimensional Minkowski space, that is \mathbb{R}^3 endowed with the flat Lorentzian metric

$$h_0 = -dx_0^2 + dx_1^2 + dx_2^2 .$$

Geodesics are straight lines and totally geodesic planes are affine planes. They are classified by the restriction of h_0 on them: in particular they are spacelike (resp. timelike or null) if the restriction of h_0 is a Riemannian form (resp. Lorentzian or degenerated).

The orthonormal frame

$$\frac{\partial}{\partial x_0}, \frac{\partial}{\partial x_1}, \frac{\partial}{\partial x_2}$$

gives rise to an identification of every tangent space $T_x\mathbb{X}_0$ with \mathbb{R}^3 provided with the Minkowskian form

$$\langle v, w \rangle = -v_0w_0 + v_1w_1 + v_2w_2 .$$

This (ordered) framing also determines an orientation of \mathbb{X}_0 and a time-orientation, by postulating that $\frac{\partial}{\partial x_0}$ is a future timelike vector. The isometries of \mathbb{X}_0 coincide with the affine transformations of \mathbb{R}^3 with linear part preserving the Minkowskian form. The group $ISO_0(\mathbb{X}_0)$ of the isometries that preserve both the orientation of \mathbb{X}_0 and the time orientation, coincides with $\mathbb{R}^3 \rtimes SO^+(2, 1)$, where $SO^+(2, 1)$ denotes the group of corresponding linear parts. In fact, with the terminology introduced before, we will consider $(\mathbb{X}_0, ISO_0(\mathbb{X}_0))$ -spacetimes.

There is a standard isometric embedding of \mathbb{H}^2 into \mathbb{X}_0 which identifies the hyperbolic plane with the set of future directed unitary timelike vectors, that is

$$\mathbb{H}^2 = \{v \in \mathbb{R}^3 \mid \langle v, v \rangle = -1 \text{ and } v_0 > 0\}.$$

Clearly $SO^+(2, 1)$ acts by isometries on \mathbb{H}^2 , and it is not hard to show that this action is faithful and induces an isomorphism between $SO^+(2, 1)$ and the whole group of orientation preserving isometries of \mathbb{H}^2 .

Definition 3.1 A *flat regular domain* \mathcal{U} in \mathbb{X}_0 is a convex set that coincides with the intersection of the future of its null support planes. We also assume that \mathcal{U} has at least two null support planes, so that \mathcal{U} is neither the whole \mathbb{X}_0 nor the future of a null plane. Note that \mathcal{U} is future complete.

Flat regular domains in Minkowski spaces *of arbitrary dimension* (defined in the same way) have been widely studied in [3, 11, 12]. We remind here some general geometric properties of these domains, established in the cited papers.

1. Any flat regular domain \mathcal{U} has canonical *cosmological time*, T say (see the definition given in the Introduction). This cosmological time is a concave C^1 -submersion.
2. For every point $x \in \mathcal{U}$ there exists a unique point $r(p) \in \partial\mathcal{U}$ such that $T(p) = |\langle p - r(p), p - r(p) \rangle|^{1/2}$. Moreover $r(p)$ is the unique point such that the plane orthogonal to $p - r(p)$ at $r(p)$ is a support plane of \mathcal{U} . The map $r : p \mapsto r(p)$ is continuous and locally Lipschitzian. We call it the *retraction* of \mathcal{U} . The image $\Sigma = \Sigma_{\mathcal{U}}$ of that retraction is called the *initial singularity* of \mathcal{U} . It coincides with the set of points in $\partial\mathcal{U}$ admitting a spacelike support plane.
3. The gradient of T is the unitary timelike vector field

$$\nabla_L T(p) = \frac{1}{T(p)}(r(p) - p) .$$

Notice that $\nabla_L T(p)$ is past directed, so that we have the map

$$N : \mathcal{U} \ni p \mapsto -\nabla_L T(p) \in \mathbb{H}^2$$

which is called the *Gauss map* of \mathcal{U} .

4. The T -level surfaces $\mathcal{U}(a) = T^{-1}(a)$ are complete Cauchy spacelike surfaces (hence \mathcal{U} is a globally hyperbolic spacetime). They are graphs of 1-Lipschitz convex C^1 -function defined on the horizontal plane $\{x_0 = 0\}$. The function N restricted to $\mathcal{U}(a)$ coincides in fact with its ordinary Gauss map ($N(x)$ is the future directed unitary normal vector to $\mathcal{U}(a)$ at x). One can prove that this restriction is $1/a$ -Lipschitzian w.r.t. the intrinsic distance.

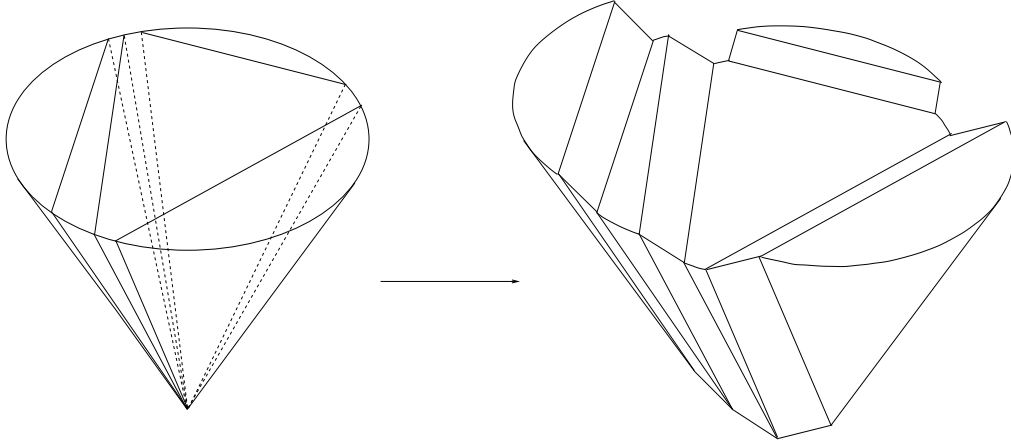


Figure 1: An example of regular domain associated to a finite measured lamination.

5. By using the above point 2., it easy to show the following inequality

$$\langle N(x), r(x) - r(y) \rangle \geq 0 \quad (2)$$

for every $x, y \in \mathcal{U}$.

From now on we specialize our discussion to the 3-dimensional case.

From measured geodesic laminations towards flat regular domains Given a measured geodesic lamination $\lambda = (\mathcal{L}, \mu)$ on \mathbb{H}^2 a general construction produces a regular domain \mathcal{U}_λ (that is \mathcal{U}_λ^0 with the notations of the Introduction) in \mathbb{X}_0 (see [23], [11, 12]). Here we sketch this construction. Fix a base-point $x_0 \in \mathbb{H}^2 \setminus L_W$. For every $x \in \mathbb{H}^2 \setminus L_W$ choose an arc c transverse to \mathcal{L} with end-points x_0 and x . For $t \in c \cap L$, let $v(t) \in \mathbb{R}^3$ denote the unitary spacelike vector tangent at t , orthogonal to the leaf through t and pointing towards x . For $t \in c \setminus L$, let us set $v(t) = 0$. Thus we have defined a function

$$v : c \rightarrow \mathbb{R}^3$$

that is continuous on the support of μ . We can define

$$\rho(x) = \int_c v(t) d\mu(t).$$

It is not hard to see that ρ does not depend on the path c . Moreover, it is constant on every stratum of λ and it is a continuous function on $\mathbb{H}^2 \setminus L_W$. The domain \mathcal{U}_λ can be defined in the following way

$$\mathcal{U}_\lambda = \bigcap_{x \in \mathbb{H}^2 \setminus L_W} I^+(\rho(x) + x^\perp).$$

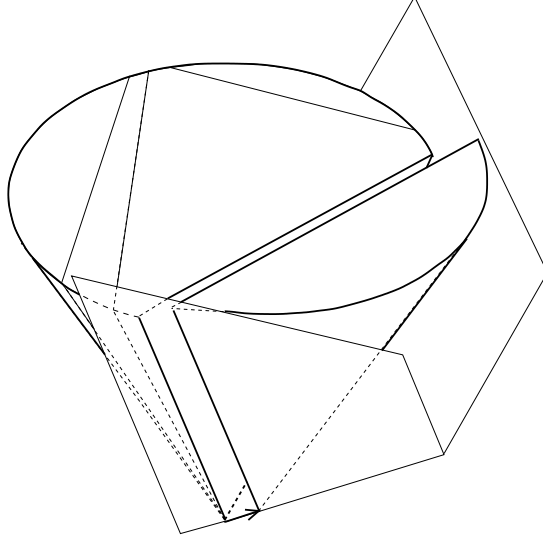


Figure 2: The construction of the domain associated to a finite lamination.

Suppose that x belongs to a weighted leaf $l \subset L_W$, with weight A . Consider the geodesic ray c starting from x_0 and passing through x . Clearly c is a transverse arc. It is not hard to see that there exists the left and right limits

$$\begin{aligned}\rho_-(x) &= \lim_{t \rightarrow x^-} \rho(t) , \\ \rho_+(x) &= \lim_{t \rightarrow x^+} \rho(t)\end{aligned}$$

and that $\rho_+(x) - \rho_-(x)$ is the spacelike vector with norm equal A orthogonal to l . Notice that $\rho_{\pm}(x)$ depend only on the leaf through x . Another description of \mathcal{U}_λ is the following one

$$\begin{aligned}\mathcal{U}_\lambda &= \{ax + \rho(x) | x \in \mathbb{H}^2 - L_W, a > 0\} \cup \\ &\cup \{x + t\rho_+(x) + (1-t)\rho_-(x) | x \in L_W, t \in [0, 1], a > 0\}.\end{aligned}$$

As before, let us denote by $T = T_\lambda$ the cosmological time, by $N = N_\lambda$ the Gauss map and by $r = r_\lambda$ the retraction of \mathcal{U}_λ . Then for $x \in \mathbb{H}^2 \setminus L_W$ we have

$$\begin{aligned}T(ax + \rho(x)) &= a , \\ N(ax + \rho(x)) &= x , \\ r(ax + \rho(x)) &= \rho(x) .\end{aligned}$$

For $x \in L_W$ we have

$$\begin{aligned}T(ax + t\rho_+(x) + (1-t)\rho_-(x)) &= a , \\ N(ax + t\rho_+(x) + (1-t)\rho_-(x)) &= x , \\ r(ax + t\rho_+(x) + (1-t)\rho_-(x)) &= t\rho_+(x) + (1-t)\rho_-(x) .\end{aligned}$$

In particular, we have shown that

Lemma 3.2 *The Gauss map on \mathcal{U}_λ is surjective.*

Measured geodesic laminations on the T -level surfaces Let us fix a level surface $\mathcal{U}_\lambda(a) = T^{-1}(a)$ of the cosmological time of \mathcal{U}_λ . We want to show that also $\mathcal{U}_\lambda(a)$ does carry a natural measured geodesic lamination on. Consider the closed set $\widehat{L}_a = N^{-1}(L) \cap \mathcal{U}_\lambda(a)$. First we show that \widehat{L}_a is foliated by geodesics. If l is a non weighted leaf of L we have that $\widehat{l}_a := N^{-1}(l) \cap \mathcal{U}_\lambda(a) = al + \rho(x)$ where x is any point on l . Since the map $N : \mathcal{U}_\lambda(a) \rightarrow \mathbb{H}^2$ is $1/a$ -Lipschitzian, it is easy to see that \widehat{l}_a is a geodesic of $\mathcal{U}_\lambda(a)$. If l is a weighted leaf, then $N^{-1}(l) = al + [\rho_-(x), \rho_+(x)]$ where x is any point on l . Thus we have that $N^{-1}(l)$ is an Euclidean band foliated by geodesics $\widehat{l}_a(t) := al + t$ where $t \in [\rho_-(x), \rho_+(x)]$. Thus we have that

$$\widehat{L}_a = \bigcup_{l \subset L \setminus L_W} \widehat{l}_a \cup \bigcup_{l \subset L_W} \bigcup_{t \in [\rho_-(x), \rho_+(x)]} \widehat{l}_a(t).$$

is a geodesic lamination of $\mathcal{U}_\lambda(a)$. Given a rectifiable arc c transverse to this lamination we know that $r \circ c$ is a Lipschitz map. Thus we have that r is differentiable almost every-where and

$$r(p) - r(q) = \int_c \dot{r}(t) dt$$

where p and q are the endpoints of c . It is not hard to see that $\dot{r}(t)$ is a spacelike vector. Thus we can define a measure $\hat{\mu}_c = \langle \dot{r}(t), \dot{r}(t) \rangle^{1/2} dt$. If $N(p)$ and $N(q)$ are not in L_W then

$$\hat{\mu}(c) = \mu(N(c)) .$$

By this identity we can deduce that $\hat{\lambda}_a = (\widehat{L}_a, \hat{\mu})$ is a measured geodesic lamination on $\mathcal{U}_\lambda(a)$. Notice in particular that the measure $\hat{\mu}_c$ defined on every rectifiable transverse arc is absolutely continuous with respect to the Lebesgue measure of c . Moreover, inequality (2) implies that $\langle \dot{r}(t), \dot{r}(t) \rangle \leq \langle \dot{c}(t), \dot{c}(t) \rangle = 1$ (hence the total mass of a transverse path is bounded by the length of the path). The density of $\hat{\mu}$ is bounded by 1.

From flat regular domains towards measured geodesic laminations The following theorem is proved in the last chapter of [11].

Theorem 3.3 *The map $\lambda \mapsto \mathcal{U}_\lambda$ establishes a bijection between $\mathcal{ML}(\mathbb{H}^2)$ and the set of flat regular domains of \mathbb{X}_0 with surjective Gauss map, considered up to translation of \mathbb{X}_0 .*

For the sake of completeness, we sketch here the main steps in the construction of the inverse map.

Given a flat regular domain \mathcal{U} provided with a cosmological time T , Gauss map N and retraction r onto the initial singularity Σ it is a very general fact

that the map N restricted to a fiber of r on $r_0 \in \Sigma$ is an isometric embedding onto an ideal convex $\mathcal{F}(r_0)$ set of \mathbb{H}^2 .

Given two points $r_1, r_2 \in \Sigma$ we have that $r_2 - r_1$ is a spacelike vector and the geodesic $l_{1,2}$ orthogonal to that vector can be oriented in such a way that if x_- (resp. x_+) is a null vector corresponding to its initial (resp. end) point then $r_2 - r_1, x_-, x_+$ form a positive basis of \mathbb{R}^3 . Then by (2) we have that $\mathcal{F}(r_1)$ (resp. $\mathcal{F}(r_2)$) is contained in the (closed) half planes on the left (resp. on the right) of $l_{1,2}$.

Thus we can define a geodesic lamination $\mathcal{L} = \mathcal{L}_{\mathcal{U}}$ on \mathbb{H}^2 by considering the union of all the geodesics of the form $\mathcal{F}(r)$ and the boundary geodesics of the ideal convex sets of the type $\mathcal{F}(r)$.

We need the following technical lemma to define the transverse measure (see [12]).

Lemma 3.4 *If c is a geodesic arc in \mathbb{H}^2 transverse to \mathcal{L} then the set $\hat{c} = N^{-1}(c) \cap \mathcal{U}(1)$ is a rectifiable arc of $\mathcal{U}(1)$.*

Since $N^{-1}(x) \cap \mathcal{U}(1)$ is either a point or a segment it is no hard to see that \hat{c} is homeomorphic to an arc. The proof that \hat{c} is rectifiable is based on the following remark. If p_1, p_2, p_3 are points on \hat{c} such that $N(p_1), N(p_2), N(p_3)$ are ordered points on c then the geodesics in \mathbb{H}^2 corresponding to $r(p_2) - r(p_1)$ and $r(p_3) - r(p_2)$ are disjoint. Thus the reverse of the Schwarz inequality holds and so

$$|r(p_3) - r(p_1)| \geq |r(p_3) - r(p_2)| + |r(p_2) - r(p_1)|$$

where $|\cdot|$ denote the Lorentzian norm. By this inequality it follows that if p_1, \dots, p_n is a partition of \hat{c} then we have

$$\sum |p_i - p_{i-1}| \leq \ell(c) + |r(p_n) - r(p_1)|$$

where $\ell(c)$ is the length of c .

Let t be the arc-length parameter of \hat{c} . Since r is a locally Lipschitzian map then the map

$$r(t) = r(\hat{c}(t))$$

is Lipschitzian. Then it is differentiable almost every-where. Moreover by using again inequality (2) we see that $r'(t)$ is a vector tangent to $\mathcal{U}(1)$ at $\hat{c}(t)$, orthogonal to the fiber of r and pointing as $\hat{c}'(t)$. In particular it is a spacelike vector. If we consider the measure $\hat{\mu} = |r'(t)|dt$ then $\mu = N_*\hat{\mu}$ is a transverse measure on c . Moreover if v is the field on $L \cap c$ orthogonal to L then we have

$$\int_c v d\mu = \int_{\hat{c}} \hat{v} d\hat{\mu} = \int_{\hat{c}} r'(t) dt.$$

In particular this shows that \mathcal{U} is the domain associated to $\lambda = (\mathcal{L}, \mu)$. ■

Continuous dependence of \mathcal{U}_λ We want to discuss now how the construction of \mathcal{U}_λ depends continuously on λ (see [11, 12]).

Fix a compact domain $K \subset \mathbb{H}^2$ that contains the base point x_0 . Suppose that λ_n is a sequence of measured geodesic laminations such that $\lambda_n \rightarrow \lambda_\infty$ on K . We shall denote by \mathcal{U}_n (resp. \mathcal{U}_∞) the domain associated to λ_n (resp. λ_∞) and by T_n, r_n, N_n (resp. $T_\infty, r_\infty, N_\infty$) the corresponding cosmological time, retraction and Gauss map.

In fact, we are going to outline a proof of the following proposition

Proposition 3.5 *Let K be a compact domain of \mathbb{H}^2 and assume that λ_n converge to λ_∞ on K . For any couple of positive number $a < b$ let $U(K; a, b)$ be the set of points x in $\mathcal{U}_{\lambda_\infty}$ such that $a < T_\infty(x) < b$ and $N_\infty(x) \in K$. We have*

1. $U(K; a, b) \subset \mathcal{U}_n$ for $n \gg 0$;
2. $T_n \rightarrow T_\infty$ in $C^1(U(K; a, b))$;
3. $N_n \rightarrow N_\infty$ and $r_n \rightarrow r_\infty$ uniformly on $U(K; a, b)$.

The first simple remark is that for any $x \in K \setminus (L_\infty)_W$ we have that

$$\int_{[x_0, x]} v_n(t) d\mu_n(t) \rightarrow \rho_\infty(x)$$

where $v_n(t)$ is the orthogonal field of L_n . Such a field is C -Lipschitz on $L_n \cap [x_0, x]$, for some C that depends only K . Thus we can extend $v_n|_{L_n \cap [x_0, x]}$ to a C -Lipschitz field \tilde{v}_n on $[x_0, x]$. Clearly

$$\int_{[x_0, x]} v_n(t) d\mu_n(t) = \int_{[x_0, x]} \tilde{v}_n(t) d\mu_n(t) .$$

Possibly up to passing to a subsequence, we have that $\tilde{v}_n \rightarrow \tilde{v}_\infty$ on $C^0([x_0, x])$. Moreover it is not hard to see that $\tilde{v}_\infty = v_\infty$ on $L_\infty \cap [x_0, x]$. Thus we have

$$\int_{[x_0, x]} v_n(t) d\mu_n(t) \rightarrow \int_{[x_0, x]} \tilde{v}_\infty d\mu_\infty(t) = \rho_\infty(x) .$$

By this fact we can deduce the following result.

Lemma 3.6 *Let us take $p \in \mathcal{U}_\infty(a)$ such that $N_\infty(p) \in K$. There exists a sequence $p_n \in \mathcal{U}_n(a)$ such that $p_n \rightarrow p_\infty$.*

Proof : First assume that $x = N(p) \notin (L_\infty)_W$. Then we know that

$$p = ax + \rho_\infty(x) .$$

Hence $p_n = ax + \int_{[x_0, x]} v_n(t) d\mu_n(t)$ works.

Now assume that $x = N(p) \in (L_\infty)_W$ so p lies in a band $al + [\rho_-(x), \rho_+(x)]$. We can consider two points $y, z \notin (L_\infty)_W$ such that $d(y, x) < \varepsilon$ and $d(z, x) < \varepsilon$ and $\|\rho(y) - \rho_-(x)\| < \varepsilon$ and $\|\rho(z) - \rho_-(x)\| < \varepsilon$ (where $\|\cdot\|$ is the Euclidean norm). If we put $q^- = ay + \rho(y)$ and $q^+ = z + \rho(z)$ we have that the distance of p from the segment $[q_\varepsilon^-, q_\varepsilon^+]$ is less than 4ε . Now let us set $q_n^- = ay + \rho_n(y)$ and $q_n^+ = az + \rho_n(z)$ and choose n sufficiently large such that $\|q^\pm - q_n^\pm\| < \varepsilon$. We have that the distance of p from $[q_n^-, q_n^+]$ is less than 6ε . On the other hand since the support planes for the surface $\mathcal{U}_{\lambda_n}(a)$ at q_n^- and at q_n^+ are near it is easy to see that the distance of any point on $[q_n^-, q_n^+]$ from $\mathcal{U}_n(a)$ is less than $\eta(\varepsilon)$ and $\eta \rightarrow 0$ for $\varepsilon \rightarrow 0$. It follows that we can take a point $p_n \in \mathcal{U}_n(a)$ arbitrarily close to p for n sufficiently large. ■

Choose coordinates (y_0, y_1, y_2) such that the coordinates of x_0 are $(1, 0, 0)$. We have that the surface $\mathcal{U}_n(a)$ (resp. $\mathcal{U}_\infty(a)$) is the graph of a positive function φ_n^a (resp. φ_∞^a) defined over the horizontal plane $H = \{y_0 = 0\}$. Moreover we now that φ_n^a is a 1-Lipschitzian convex function and $\varphi_n^a(0) = a$. Thus Ascoli-Arzelà Theorem implies that $\{\varphi_n^a\}_{n \in \mathbb{N}}$ is a pre-compact family in $C^0(H)$. Up to passing to a subsequence, there exists a function φ on H such that $\varphi_n^a \rightarrow \varphi$ as $n \rightarrow +\infty$. Consider the compact domain of H

$$H(K, a) = \{p \in H \mid N_\infty(\varphi_\infty^a(p), p) \in K\} .$$

By Lemma 3.6 it is easy to check that $\varphi = \varphi_\infty^a$ on $H(K, a)$. Thus we can deduce

$$\varphi_n^a|_{H(K, a)} \rightarrow \varphi_\infty^a|_{H(K, a)} . \quad (3)$$

Fix $b > a > \alpha$. We have that the domain $U(K; a, b)$ is contained in the future of the portion of surface $N_\infty^{-1}(K) \cap \mathcal{U}_\infty(\alpha)$. By (3) we see that $U(K; a, b)$ is contained in the future of $\mathcal{U}_n(\alpha)$ for n sufficiently large. Thus we have

$$U(K; a, b) \subset \mathcal{U}_n(\geq \alpha) \quad \text{for } n \gg 0 . \quad (4)$$

Since we are interested in the limit behaviour of functions T_n, N_n, r_n we can suppose that $U(K; a, b)$ is contained in $\mathcal{U}_n(\geq \alpha)$ for any n .

Thus we have that T_n, N_n, r_n are defined on $U(K; a, b)$ for any n . Moreover notice that

$$\begin{aligned} T_n(\xi, 0, 0) &= \xi , \\ N_n(\xi, 0, 0) &= (1, 0, 0) , \\ r_n(\xi, 0, 0) &= 0 . \end{aligned}$$

Thus we have that $r_n(p)$ lies in the half-space $H^+ = \{y_0 > 0\}$ for every $p \in \mathcal{U}_n$. Since $U(K; a, b)$ is compact then there exists a constant C such that for every

$p \in U(K; a, b)$ and for every past directed vector v such that $p + v$ is H^+ then $\|v\| < C$. Since $r_n(p) = p - T_n(p)N_n(p)$ we have that

$$\|T_n(p)N_n(p)\| < C$$

for every $n \in \mathbb{N}$ and for every $p \in U(K; a, b)$. Since $T_n(p) \geq \alpha$ we can deduce the following property.

Lemma 3.7 *The family $\{N_n\}$ is bounded in $C^0(U(K; a, b); \mathbb{H}^2)$.*

Since $N_n(p) = -\nabla_L T_n(p)$ Lemma 3.7 implies that the family $\{T_n\}$ is equicontinuous on $U(K; a, b)$. On the other hand since $\|N_n(p)\| \geq 1$ we have that $|T_n(p)| < C$ for every $p \in U(K; a, b)$. Thus the family $\{T_n\}$ is pre-compact in $C^0(U(K; a, b))$. On the other hand by using Lemma 3.6 we easily see that $T_n \rightarrow T_\infty$.

Finally the same argument as in Proposition 6.5 of [12] shows that $N_n \rightarrow N_\infty$ in $C^0(U(K; a, b); \mathbb{H}^2)$. The proof of Proposition 3.5 easily follows.

Γ -invariant constructions Let us assume now that $\Gamma \subset SO^+(2, 1)$ is a discrete, torsion free group of isometries of \mathbb{H}^2 , and that λ is invariant under Γ . We can construct a representation

$$f_\lambda : \Gamma \rightarrow \text{Iso}_0(\mathbb{X}_0)$$

such that

1. \mathcal{U}_λ is $f_\lambda(\Gamma)$ -invariant and the action of $f_\lambda(\Gamma)$ on it is free and properly discontinuous.
2. The Gauss map $N : \mathcal{U}_\lambda \rightarrow \mathbb{H}^2$ is f_λ -equivariant:

$$N(f_\lambda(\gamma)p) = \gamma N(p).$$

3. The linear part of $f_\lambda(\gamma)$ is γ .

In fact, we simply define

$$f_\lambda(\gamma) = \gamma + \rho(\gamma x_0).$$

Notice that $\tau(\gamma) = \rho(\gamma x_0)$ defines a *cocycle* in $Z^1(\Gamma, \mathbb{R}^3)$; by changing the base point x_0 , that cocycle changes by coboundary, so we have a well defined class in $H^1(\Gamma, \mathbb{R}^3)$ associated to λ .

Let us consider the hyperbolic surface $F = \mathbb{H}^2/\Gamma$. Then $X = X(\lambda, \Gamma) = \mathcal{U}_\lambda/f_\lambda(\Gamma)$ is a flat maximal globally hyperbolic, future complete spacetime homeomorphic to $F \times \mathbb{R}$. The natural projection $\mathcal{U}_\lambda \rightarrow X$ is a locally isometric universal covering map. The cosmological time T of \mathcal{U}_λ descends onto the canonical cosmological time of X .

Cocompact Γ -invariant case The case when Γ is a cocompact Fuchsian group has been particularly studied, since the germinal Mess's work [23]. Let us recall a few known facts that hold in this case (see [23, 12, 11][7](1)).

Let X be any maximal globally hyperbolic, future complete flat spacetime which is homeomorphic to $S \times \mathbb{R}$, S being a compact surfaces of genus $g \geq 2$. Then:

1. The linear part of the holonomy of X is injective and its image is a cocompact Fuchsian group $\Gamma = \Gamma(X)$ such that S is homeomorphic to $F = \mathbb{H}^2/\Gamma$.
2. There is a unique Γ -invariant measured lamination λ on \mathbb{H}^2 , such that X is isometric to $X(\lambda, \Gamma) := \mathcal{U}_\lambda/f_\lambda(\Gamma)$. In fact, the lamination λ can be obtained as a particular case of Theorem 3.3, after one has proved that the universal covering of X is isometric to a flat regular domain of \mathbb{X}_0 with surjective Gauss map.
3. Hence, up to isometry homotopic to the identity, the maximal globally hyperbolic, future complete flat spacetime structures on $S \times \mathbb{R}$ are parametrized either by:

(a) $T_g \times \mathcal{ML}_g$, where T_g denotes the Teichmüller space of hyperbolic structures on S , and \mathcal{ML}_g has been introduced in Section 2.

or

(b) the flat Lorentzian holonomy groups $f_\lambda(\Gamma)$'s, up to conjugation by $ISO_0(\mathbb{X}_0)$. If we fix Γ , this induces an identification between \mathcal{ML}_g and the cohomology group $H^1(\Gamma, \mathbb{R}^3)$ (where \mathbb{R}^3 is identified with the group of translations on \mathbb{X}_0).

Moreover, $X(\lambda, \Gamma)$ is determined by the *asymptotic states of its cosmological time* in the following sense. For every $s > 0$, denote by $s\mathcal{U}_\lambda(a)$, the surface obtained by rescaling the metric on the level surface $\mathcal{U}_\lambda(a) = T_\lambda^{-1}(a)$ by a constant factor s^2 . Clearly there is a natural isometric action of the fundamental group $\pi_1(S) \cong \Gamma$ on each $s\mathcal{U}_\lambda(a)$. Then

(i) when $a \rightarrow +\infty$, then the action of Γ on $(1/a)\mathcal{U}_\lambda(a)$ converges (in the sense of Gromov) to the action of Γ on \mathbb{H}^2 ;

(ii) when $a \rightarrow 0$, then action of Γ on $\mathcal{U}_\lambda(a)$ converges to the action on the initial singularity of \mathcal{U}_λ . This is a *real tree*, spacelike embedded into the boundary of \mathcal{U}_λ in \mathbb{X}_0 . In fact this is the *dual* real tree of λ , according to Skora's duality theorem (for the notions of equivariant Gromov convergence, real tree, Skora duality see e.g. [24])

Remark 3.8 It follows from the above discussion, that if we fix a compact surface $F = \mathbb{H}^2/\Gamma$ of genus g , then we can lift on \mathcal{ML}_g the linear structure of $H^1(\Gamma, \mathbb{R}^3)$. \mathcal{ML}_g is a topological object which does not depend on the choice of F (see Section 2). This fact holds also for the cone structure on \mathcal{ML}_g obtained by considering the ray of each lamination $t\lambda = (\mathcal{L}, t\mu)$, $t \geq 0$. Moreover, these rays coincide with the ones of the linear structure on $H^1(\Gamma, \mathbb{R}^3)$. However, the full linear structure *actually depends* on the choice of the base surface F (see [13]).

In Section 8 we show that even when F is of finite area, but non compact, we can have radically different phenomena with respect to ones listed above for the cocompact Γ -invariant case.

4 WR: flat Lorentzian towards hyperbolic geometry

Let us fix a flat regular domain $\mathcal{U} = \mathcal{U}_\lambda^0$, $\lambda = (\mathcal{L}, \mu)$, with surjective Gauss map N , according to the results of Section 3. If T denotes its cosmological time, remind that $\mathcal{U}(a) = T^{-1}(a)$, $\mathcal{U}(\geq 1) = T^{-1}([1, +\infty[)$, and so on. The main aim of this section is to construct a local C^1 -diffeomorphism

$$D = D_\lambda : \mathcal{U}(> 1) \rightarrow \mathbb{H}^3$$

such that the pull-back of the hyperbolic metric is obtained by a WR of the standard flat Lorentzian metric, directed by the gradient of the cosmological time of \mathcal{U} (restricted to $\mathcal{U}(> 1)$), and with rescaling functions that are constant on each level surface of the cosmological time. The hyperbolic 3-manifold M_λ , that we have mentioned in the Introduction, is just defined by imposing that D is a developing map of M_λ . Later we will discuss the asymptotic behaviour of D at $\mathcal{U}(1)$. In fact, we will see that D continuously extends to a map \bar{D} with values in $\bar{\mathbb{H}}^3 = \mathbb{H}^3 \cup S_\infty^2$, which restricts to a local C^1 -embedding of $\mathcal{U}(1)$ into S_∞^2 . So, this restriction can be regarded as a developing map of a *projective* structure on $\mathcal{U}(1)$. It turns out that the spacelike metric on $\mathcal{U}(1)$ is the Thurston metric for it. The study of the asymptotic behaviour of D when the cosmological time tends to $+\infty$ will correspond to the determination of the metric completion of M_λ .

4.1 Bending cocycle

We fix once for ever an embedding of \mathbb{H}^2 into \mathbb{H}^3 as a totally geodesic hyperbolic plane.

In order to construct the map D we have to remind the construction of *bending* \mathbb{H}^2 along λ . This notion was first introduced by Thurston in [28]. We mostly refer to Epstein-Marden paper [16] where bending has been carefully studied. In

that paper a *quake-bend* map is more generally associated to every *complex-valued* transverse measure on a lamination λ . Bending maps correspond to imaginary valued measures. So, given a measured geodesic lamination $\lambda = (\mathcal{L}, \mu)$ we will look at the quake-bend map corresponding to the complex-valued measure $i\mu$. In what follows we will describe Epstein-Marden construction referring to the cited paper for rigorous proofs.

Given a measured geodesic lamination λ on \mathbb{H}^2 , first let us recall that there is a *bending cocycle* associated to it. This is a map

$$B_\lambda : \mathbb{H}^2 \times \mathbb{H}^2 \rightarrow PSL(2, \mathbb{C})$$

which verifies the following properties:

1. $B_\lambda(x, y) \circ B_\lambda(y, z) = B_\lambda(x, z)$ for every $x, y, z \in \mathbb{H}^2$.
2. $B_\lambda(x, x) = Id$ for every $x \in \mathbb{H}^2$.
3. B_λ is constant on the strata of the stratification of \mathbb{H}^2 determined by λ
4. If $\lambda_n \rightarrow \lambda$ on a ε -neighbourhood of the segment $[x, y]$ and $x, y \notin L_W$, then $B_{\lambda_n}(x, y) \rightarrow B_\lambda(x, y)$.

By definition, a *cocycle* on an arbitrary set S , taking values on $PSL(2, \mathbb{C})$, is a map

$$b : S \times S \rightarrow PSL(2, \mathbb{C})$$

satisfying the above conditions 1. and 2.

If λ coincides with its simplicial part (this notion has been introduced in Section 2), then there is an easy description of B_λ .

If l is an oriented geodesic of \mathbb{H}^2 , let $X_l \in \mathfrak{sl}(2, \mathbb{C})$ denote the infinitesimal generator of the positive rotation around l such that $\exp(2\pi X_l) = Id$ (since l is oriented the notion of *positive* rotation is well defined). We call X_l the standard generator of rotations around l .

Now take $x, y \in \mathbb{H}^2$. If they lie in the same leaf of λ then put $B_\lambda(x, y) = Id$. If both x and y do not lie on the support of λ , then let l_1, \dots, l_s be the geodesics of λ meeting the segment $[x, y]$ and a_1, \dots, a_s be the respective weights. Let us consider the orientation on l_i induced by the half plane bounded by l_i containing x and non-containing y . Then put

$$B_\lambda(x, y) = \exp(a_1 X_1) \circ \exp(a_2 X_2) \circ \dots \circ \exp(a_s X_s) .$$

If x lies in l_1 use the same construction, but replace a_1 by $a_1/2$; if y lies in l_s replace a_s by $a_s/2$.

The following estimate will play an important role in our study. It is a direct consequence of Lemma 3.4.4 (Bunch of geodesics) of [16]. We will use the operator norm on $PSL(2, \mathbb{R})$.

Lemma 4.1 *For any compact set K of \mathbb{H}^2 there exists a constant C with the following property. Let $\lambda = (\mathcal{L}, \mu)$ be a measured geodesic lamination on \mathbb{H}^2 . For every $x, y \in K$ and every geodesic line l of \mathcal{L} that cuts $[x, y]$, let X be the standard generator of the rotation along l and m be the total mass of the segment $[x, y]$. Then we have*

$$\|B_\lambda(x, y) - \exp(mX)\| \leq C m d_{\mathbb{H}}(x, y).$$

■

Notice that bending cocycle is not continuous on $\mathbb{H}^2 \times \mathbb{H}^2$. In fact by Lemma 4.1 it follows that it is continuous on $(\mathbb{H}^2 \setminus L_W) \times (\mathbb{H}^2 \setminus L_W)$ (recall that L_W is the support of the weighted part of λ). Moreover if we take x on a weighted geodesic (l, a) of λ and sequences x_n and y_n converging to x from the opposite sides of l then we have that

$$B_\lambda(x_n, y_n) \rightarrow \exp(aX)$$

where X is the generator of rotation around l .

Now we want to define a continuous “lifting” of the bending cocycle on the level surface $\mathcal{U}(1)$ of our spacetime. More precisely we want to prove the following proposition.

Proposition 4.2 *A determined construction produces a continuous cocycle*

$$\hat{B}_\lambda : \mathcal{U}(1) \times \mathcal{U}(1) \rightarrow PSL(2, \mathbb{C})$$

such that

$$\hat{B}_\lambda(p, q) = B_\lambda(N(p), N(q)) \tag{5}$$

for p, q such that $N(p)$ and $N(q)$ do not lie on L_W . Moreover, the map \hat{B}_λ is locally Lipschitzian. For every compact subset of $\mathcal{U}(1)$, the Lipschitz constant on K depends only on $N(K)$ and on the diameter of K .

Proof : Clearly the formula 5, defines \hat{B}_λ on $\mathcal{U}_\lambda \setminus N^{-1}(L_W)$. We claim that this map is locally Lipschitzian. This follows from the following general lemma.

Lemma 4.3 *Let (E, d) be a bounded metric space, $b : E \times E \rightarrow PSL(2, \mathbb{C})$ be a cocycle on E . Suppose there exists $C > 0$ such that*

$$\|b(x, y) - 1\| < Cd(x, y).$$

Then there exists a constant H , depending only on C and on the diameter D of E , such that b is H -Lipschitzian.

Proof of Lemma 4.3: For $x, x', y, y' \in E$ we have

$$\|b(x, y) - b(x', y')\| = \|b(x, y) - b(x', x)b(x, y)b(y, y')\|.$$

It is not hard to show that, given three elements $\alpha, \beta, \gamma \in PSL(2, \mathbb{C})$ such that $\|\beta - 1\| < \varepsilon$ and $\|\gamma - 1\| < \varepsilon$, there exists a constant $L_\varepsilon > 0$ such that

$$\|\alpha - \beta\alpha\gamma\| < L_\varepsilon\|\alpha\|(\|\beta - 1\| + \|\gamma - 1\|).$$

Thus, we have that $\|b(x, y) - 1\| < CD$. If we put $\varepsilon = CD$ we have that

$$\|b(x, y) - b(x', y')\| \leq L_\varepsilon(D + 1)C(d(x, x') + d(y, y')) .$$

Thus $H = L_\varepsilon C(D + 1)$ works. ■

Fix a compact subset K of $\mathcal{U}(1)$ and let C be the constant given by Lemma 4.1. Then for $x, x' \in K' = K \setminus N^{-1}(L_W)$ we have

$$\|\hat{B}_\lambda(x, x') - 1\| \leq \|\exp \hat{\mu}(x, x')X - 1\| + C\hat{\mu}(x, x')d_{\mathbb{H}}(N(x), N(x'))$$

where X is the generator of an infinitesimal rotation around a geodesic of \mathcal{L} cutting the segment $[N(x), N(x')]$ and $\hat{\mu}(x, x')$ is the total mass of the measure along a geodesic between x and x' . Thus if A is the maximum of the norm of generators of rotations around geodesics cutting K and M is the diameter of $N(K)$ we get

$$\|\hat{B}_\lambda(x, x') - 1\| \leq (A + CM)\hat{\mu}(x, x') \leq (A + CM)d(x, x') . \quad (6)$$

By Lemma 4.3 we have that \hat{B}_λ is Lipschitzian on $K' \times K'$. Moreover, since A, C, M depend only on $N(K)$, we have that the Lipschitz constant depend only on $N(K)$ and the diameter of K .

In particular \hat{B}_λ extends to a locally Lipschitz cocycle on the closure of $\mathcal{U}(1) \setminus N^{-1}(L_W)$ in $\mathcal{U}(1)$. Notice that this closure is obtained by removing from $\mathcal{U}(1)$ the interior part of the bands corresponding to leaves of \mathcal{L}_W . Fix a band $\mathcal{A} \subset \mathcal{U}(1)$ corresponding to a weighted leaf l . We have that $\mathcal{A} = \{x + u \mid x \in l \text{ and } u \in [\rho_-, \rho_+]\}$. For $p, q \in \mathcal{A}$, let us set $p = x + u$ and $q = y + v$. If $u = v$ then let us put $\hat{B}_\lambda(p, q) = 1$. Otherwise notice that $v - u$ is a vector tangent to \mathbb{H}^2 at x and orthogonal to l . Consider the orientation on l given by a positive $\pi/2$ -rotation of $v - u$ in the tangent space $T_x\mathbb{H}^2$. Let $X \in \mathfrak{sl}(2, \mathbb{C})$ be the standard generator of positive rotation around l . Then for $p, q \in \mathcal{A}$ let us put

$$\hat{B}_\mathcal{A}(p, q) = \exp(|v - u|X)$$

where $|v - u| = \langle v - u, v - u \rangle^{1/2}$. Notice that $\hat{B}_\mathcal{A}$ is a cocycle. Moreover if $p, q \in \partial\mathcal{A}$, then Lemma 4.1 implies that

$$\hat{B}_\mathcal{A}(p, q) = \hat{B}_\lambda(p, q) .$$

Let us fix $p, q \in \mathcal{U}(1)$. If p (resp. q) lies in a band \mathcal{A} (resp. \mathcal{A}') let us take a point $p' \in \partial\mathcal{A}$ (resp. $q' \in \partial\mathcal{A}'$) otherwise put $p' = p$ ($q' = q$). Then let us define

$$\hat{B}_\lambda(p, q) = \hat{B}_\mathcal{A}(p, p')\hat{B}_\lambda(p', q')\hat{B}_{\mathcal{A}'}(q', q).$$

By the above remarks it is easy to see that $\hat{B}(p, q)$ is well-defined, that is it does not depend on the choice of p' and q' . Moreover it is continuous. Now we can prove that there exists a constant C depending only on $N(K)$ and on diameter of K such that

$$\|\hat{B}_\lambda(p, q) - 1\| \leq Cd(p, q). \quad (7)$$

In fact we have found a constant C' that works for $p, q \in \mathcal{U}(1) \setminus N^{-1}(L_W)$. On the other hand we have that if p, q lie in the same band \mathcal{A} corresponding to a geodesic $l \in \mathcal{L}_W$, then the maximum A of norms of standard generators of rotations around geodesics in $\mathcal{N}(K)$ works. If p lies in $\mathcal{U}(1) \setminus N^{-1}(L_W)$ and q lies in a band \mathcal{A} , then consider the geodesic arc c between p and q and let q' in the intersection of c with the boundary of \mathcal{A} . Then we have

$$\|\hat{B}_\lambda(p, q) - 1\| = \|\hat{B}_\lambda(p, q')\hat{B}_\lambda(q', q) - 1\|$$

$$\|\hat{B}_\lambda(p, q')\hat{B}_\lambda(q', q) - 1\| \leq \|\hat{B}_\lambda(p, q') - 1\| \|\hat{B}_\lambda(q', q)\| + \|B_\lambda(q', q) - 1\|$$

$$\|\hat{B}_\lambda(p, q') - 1\| \|\hat{B}_\lambda(q', q)\| + \|B_\lambda(q', q) - 1\| < (C'Ad(q, q') + A)d(p, q).$$

Thus, if D is the diameter of K , then the constant $C'' = A(C'D + 1)$ works. In the same way we can find a constant C''' working for p, q that lie in different bands. Thus the maximum C between C', C'', C''' works. Notice that C depends only on $N(K)$ and on the diameter of K . Proposition 4.2 is now proved. ■

Remark 4.4 By using Lemma 4.1, we can deduce that for a fixed K in $\mathcal{U}(1)$ there exists a constant C depending only on $N(K)$ and on the diameter of K such that for every transverse arc c contained in K with end-points p, q we have

$$\|\hat{B}_\lambda(p, q) - \exp(\hat{\mu}(c)X)\| \leq C\hat{\mu}(c)d_{\mathbb{H}}(N(p), N(q))$$

where X is the standard generator of a rotation around a geodesic of λ cutting the segment $[N(p), N(q)]$.

Let us extend now \hat{B}_λ on the whole $\mathcal{U} \times \mathcal{U}$. If $p \in \mathcal{U}$ we know that $p = r(p) + T(p)N(p)$. Let us denote by $r(1, p) = r(p) + N(p)$ and put

$$\hat{B}_\lambda(p, q) = \hat{B}_\lambda(r(1, p), r(1, q)).$$

Proposition 4.2 immediately extends to the whole of \mathcal{U} .

Corollary 4.5 *The map*

$$\hat{B}_\lambda : \mathcal{U} \times \mathcal{U} \rightarrow PSL(2, \mathbb{C})$$

is locally Lipschitzian (with respect to the Euclidean distance on \mathcal{U}). Moreover the Lipschitz constant on $K \times K$ depends only on $N(K)$, on the diameter of $r(1, K)$ and on the maximum M and minimum m of T on K .

Proof : It is sufficient to show that the map $p \mapsto r(1, p)$ is locally Lipschitzian. Now take p, q in a compact set $K \subset \mathcal{U}$. We have that $p = r(1, p) + (T(p) - 1)N(p)$ and $q = r(1, q) + (T(q) - 1)N(q)$. Thus we have

$$r(1, p) - r(1, q) = p - q + (N(p) - N(q)) + T(q)N(q) - T(p)N(p) .$$

Since $N(K)$ is compact there exists C such that $\|N(p)\| < C$ and $\|N(p) - N(q)\| < C\|N(p) - N(q)\|$ for $p, q \in K$. Now if we set $a = T(p)$ and $b = T(q)$ we have that $\|N(p) - N(q)\| < 1/b\|p_b - q\|$ where $p_b = r(p) + bN(p)$. It follows that

$$\|N(p) - N(q)\| < 1/m(\|p - q\| + \|p - p_b\|) = 1/m(\|p - q\| + |T(p) - T(q)|) .$$

Hence we obtain the following inequality

$$\|r(1, p) - r(1, q)\| \leq \|p - q\| + C'\|p - q\| + C''|T(q) - T(p)| .$$

Now since N is the Lorentzian gradient of T we have that

$$|T(p) - T(q)| \leq C\|p - q\|$$

and so the Lipschitz constant of r_1 is less than $1 + C' + CC''$. ■

In the last part of this subsection we will show that if $\lambda_n \rightarrow \lambda$ on a ε -neighbourhood K_ε of a compact set K , then \hat{B}_{λ_n} tends to \hat{B}_λ on $N^{-1}(K)$. More precisely, for $a < b$ let $U(K; a, b)$ denote the subset of \mathcal{U}_λ of the points in $N^{-1}(K)$ with cosmological time greater than a and less than b . We know that $U(K; a, b) \subset \mathcal{U}_{\lambda_n}$, for n sufficiently large. Then we can consider the map \hat{B}_n given by the restriction of \hat{B}_{λ_n} to $U(K; a, b)$.

Proposition 4.6 *The sequence $\{\hat{B}_n\}$ converges to the map $\hat{B} = \hat{B}_\lambda$ uniformly on $U(K; a, b)$.*

Proof : For n sufficiently large we have $N_n(p) \in K_\varepsilon$ for $p \in U(K; a, b)$. Now the diameter of $N_n^{-1}(K_\varepsilon) \cap \mathcal{U}_n(1)$ is bounded by $\text{diam}(K_\varepsilon) + \mu_n^*(\mathcal{N}(K_\varepsilon))$. Thus we see that there exists a constant C such that every \hat{B}_n is C -Lipschitzian on $U(K; a, b)$ for n sufficiently large. It follows that the family $\{\hat{B}_n\}$ is pre-compact in $C^0(U(K; a, b) \times U(K; a, b); PSL(2, \mathbb{C}))$.

So it is sufficient to prove that if \hat{B}_n converges to \hat{B}_∞ then $\hat{B}_\infty = \hat{B}$. Clearly we have that \hat{B}_∞ is a cocycle and it is sufficient to show that $\hat{B}(p_0, q) = \hat{B}_\infty(p_0, q)$. First suppose that $N(q) \notin L_W$. We can take $q_n \in U(K; a, b)$ such that $q_n \rightarrow q$ and $N_n(q_n)$ are not in $(L_W)_n$. Thus we have

$$\hat{B}_n(p_0, q_n) = B_n(N_n(p_0), N_n(q_n)) .$$

By using Proposition 3.11.5 of [16] we see that $B_n(N_n(p_0), N_n(q_n))$ converges to $B(N(p_0), N(q)) = \hat{B}(p_0, q)$. Thus we have that $\hat{B}(p, q) = \hat{B}_\infty(p, q)$ for p, q lying in the closure of $N^{-1}(\mathbb{H}^2 \setminus L_W)$. Now take a point q in a Euclidean band \mathcal{A} . In order to conclude it is sufficient to show that $\hat{B}_\infty(p, q) = \hat{B}(p, q)$ for $p \in \partial\mathcal{A}$ such that $N(p) = N(q)$. Now notice that $r_n(p)$ is different from $r_n(q)$ for n sufficiently large so $[N_n(p), N_n(q)]$ intersects the lamination λ_n . Choose for every n a leaf l_n intersecting $[N_n(p), N_n(q)]$ and let X_n be the standard generator of the rotation around l_n .

Now consider the path $c_n(t) = r_n(1, tp + (1-t)q)$. It is not hard to see that c_n is a transverse arc in $\mathcal{U}(1)$ so that a measure $\hat{\mu}_n$ is defined on it. Moreover the total mass m_n of $\hat{\mu}_n$ is

$$m_n = \int_0^1 |\dot{r}_n(t)| dt .$$

By Remark 4.4 there exists a constant C such that

$$|\hat{B}_n(p, q) - \exp(m_n X_n)| < C d_{\mathbb{H}}(N_n(p), N_n(q)) .$$

On the other hand since $N_n(p)$ and $N_n(q)$ converge to $N(p) = N(q)$ it is not difficult to show that X_n tends to the generator of the rotation around the leaf through $N(q)$. In order to conclude it is sufficient to show that m_n converges to $|r(1, p) - r(1, q)| = |p - q|$. Now we know that

$$tp + (1-t)q = r_n(t) + T_n(t)N_n(t)$$

so deriving in t we get

$$p - q = \dot{r}_n(t) - \langle N_n(t), p - q \rangle N_n(t) + T_n(t)\dot{N}_n(t) . \quad (8)$$

Now we have that $N_n(t) \rightarrow N(p)$ thus $\langle N_n(t), p - q \rangle$ tends to 0. We will prove that $\dot{N}_n(t)$ tends to 0 in $L^2([0, 1]; \mathbb{R}^3)$ so $\dot{r}_n(t)$ tends to $p - q$ in $L^2([0, 1]; \mathbb{R}^3)$. From this fact it is easy to see that $m_n \rightarrow |p - q|$.

Since the images of N_n are all contained in a compact set $\overline{K}_\varepsilon \subset \mathbb{H}^2$ there exists C such that

$$\int_0^1 \|\dot{N}_n(t)\|^2 dt \leq C \int_0^1 |\dot{N}_n(t)|^2 dt .$$

On the other hand by taking the scalar product of both the hands of equation (8) with $\dot{N}(t)$ we obtain

$$\langle p - q, \dot{N}_n(t) \rangle = \langle \dot{N}_n(t), \dot{r}_n(t) \rangle + T_n(t) |\dot{N}_n(t)|^2 .$$

By inequality (2) we can deduce $\langle \dot{N}_n(t), \dot{r}_n(t) \rangle \geq 0$ so

$$\langle p - q, \dot{N}_n(t) \rangle \geq a |\dot{N}_n(t)|^2 .$$

By integrating on $[0, 1]$ we obtain that \dot{N}_n tends to 0 in $L^2([0, 1]; \mathbb{R}^3)$.

■

4.2 The Wick Rotation

We are going to construct the local C^1 -diffeomorphism

$$D = D_\lambda : \mathcal{U}(> 1) \rightarrow \mathbb{H}^3$$

with the properties outlined at the beginning of this Section.

Let $B = B_\lambda$ be the bending cocycle, and $\hat{B} = \hat{B}_\lambda$ be the map defined on the whole of $\mathcal{U} \times \mathcal{U}$, that continuously lifts B , as we have done above.

Fix x_0 a base point of \mathbb{H}^2 (x_0 is supposed not to be in L_W). The *bending* of \mathbb{H}^2 along $\tilde{\lambda}$ is the map

$$F = F_\lambda : \mathbb{H}^2 \ni x \mapsto B(x_0, x)x \in \mathbb{H}^3$$

It is not hard to see that F verifies the following properties:

1. It does not depend on x_0 up to post-composition of elements of $PSL(2, \mathbb{C})$.
2. It is a 1-Lipschitz map.
3. If $\lambda_n \rightarrow \lambda$ then $F_{\lambda_n} \rightarrow F_\lambda$ with respect to the compact open topology.

Remark 4.7 Roughly speaking, if we bend \mathbb{H}^2 taking x fixed then $B(x, y)$ is the isometry of \mathbb{H}^3 that takes y on the corresponding point of the bending surface.

Since both \mathbb{H}^3 and $\mathbb{H}^2 \subset \mathbb{H}^3$ are oriented, the normal bundle is oriented too. Let v denote the normal vector field on \mathbb{H}^2 that is positive oriented with respect to the orientation of the normal bundle. Let us take $p_0 \in N^{-1}(x_0)$ and for $p \in \mathcal{U}(> 1)$ consider the geodesic ray c_p of \mathbb{H}^3 starting from $F(N(p))$ with speed vector equal to $w(p) = \hat{B}(p_0, p)_*(v(N(p)))$. Thus D is defined in the following way:

$$D(p) = c_p(\operatorname{arctgh}(1/T(p))) = \exp_{F(N(p))} \left(\operatorname{arctgh} \left(\frac{1}{T(p)} \right) w(p) \right) .$$

Theorem 4.8 *The map D is a local C^1 -diffeomorphism such that the pull-back of the hyperbolic metric is equal to the Wick Rotation of the flat Lorentz metric, directed by the gradient X of the cosmological time with universal rescaling functions (constant on the level surfaces of the cosmological time):*

$$\alpha = \frac{1}{T^2 - 1}, \quad \beta = \frac{1}{(T^2 - 1)^2}.$$

Remark 4.9 Before proving the theorem we want to give some heuristic motivations for the rescaling functions we have found. Suppose λ to be a finite lamination. If the weights of λ are sufficiently small then F_λ is an embedding onto a bent surface of \mathbb{H}^3 . In that case the map D is a homeomorphism onto the non-convex component, say \mathcal{E} of $\mathbb{H}^3 \setminus F_\lambda(\mathbb{H}^2)$. The distance δ from the boundary is a C^1 -submersion. Thus the level surfaces $\mathcal{E}(a)$ give rise to a foliation of \mathcal{E} . The map D satisfies the following requirement:

1. The foliation of \mathcal{U} by T -level surfaces is sent to that foliation of \mathcal{E} .
2. The restriction of D on a level surface $\mathcal{U}(a)$ is a dilation by a factor depending only on a .

The first requirement implies that $\delta(D(x))$ depends only on $T(x)$ that means that there exists a function $f : \mathbb{R} \rightarrow \mathbb{R}$ such that $\delta(D(x)) = f(T(x))$.

Denote by $\mathbb{H}(\lambda)$ the surface obtained by replacing every geodesic of λ by an Euclidean band of width equal to the weight of that geodesic. We have that $\mathcal{U}(t)$ is isometric to the surface $t\mathbb{H}(\lambda/t)$, where we use the same notation used in the introduction and in the last paragraph of Section 3. On the other hand the surface $\mathcal{E}(\delta)$ is isometric to $\text{ch } \delta\mathbb{H}(\lambda \text{tgh } t)$. Now it is not difficult to see that $\mathbb{H}(a\lambda)$ and $\mathbb{H}(b\lambda)$ are related by a dilation if and only if $a = b$. Thus by comparing $\mathcal{E}(\delta(t))$ with $\mathcal{U}(t)$ we can deduce that

$$t = 1/\text{tgh } \delta(t)$$

so $t > 1$. Moreover the dilation factor is

$$(\alpha(t))^{1/2} = \frac{\text{ch } \delta(t)}{t} = \frac{1}{(t^2 - 1)^{1/2}}.$$

In order to compute the vertical rescaling factor notice that the hyperbolic gradient of δ is unitary. Now, by requiring that D induces a Wick-rotation directed by the gradient X of T , we obtain that $D_*X = \lambda\nabla\delta$ for some function λ . Thus we have

$$\lambda = g(\nabla\delta, D_*X) = X(D^*(\delta)) = d(\text{arctgh}(1/T))[X] = -\frac{1}{T^2 - 1}dT(X) = \frac{1}{T^2 - 1}.$$

We will prove the theorem by analyzing progressively more complicated cases. First we will prove it in a very special case when \mathcal{U} is the future of a space-like segment. Then, we will deduce the theorem under the assumption that the lamination λ consists of a finite number of weighted geodesic lines. Finally, by using the standard approximation (see Section 2), we will obtain the full statement.

Let \mathcal{U}_0 be the future of the segment $I = [0, \alpha_0 v_0]$, where v_0 is a unitary spacelike vector and $0 < \alpha_0 < \pi$. If l_0 denotes the geodesic of \mathbb{H}^2 orthogonal to v_0 , the measured geodesic lamination corresponding to \mathcal{U}_0 is simply $\lambda_0 = (l_0, \alpha_0)$. We denote by P_{\pm} the components of $\mathbb{H}^2 \setminus l_0$ in such a way that v_0 is outgoing from P_- . It is easy to see that in this case the map $D_0 : \mathcal{U}_0 \rightarrow \mathbb{H}^3$ is a homeomorphism. We are going to point out suitable C^1 -coordinates on \mathcal{U}_0 and on the image of D_0 respectively, such that D_0 can be easily recognized with respect to these coordinates.

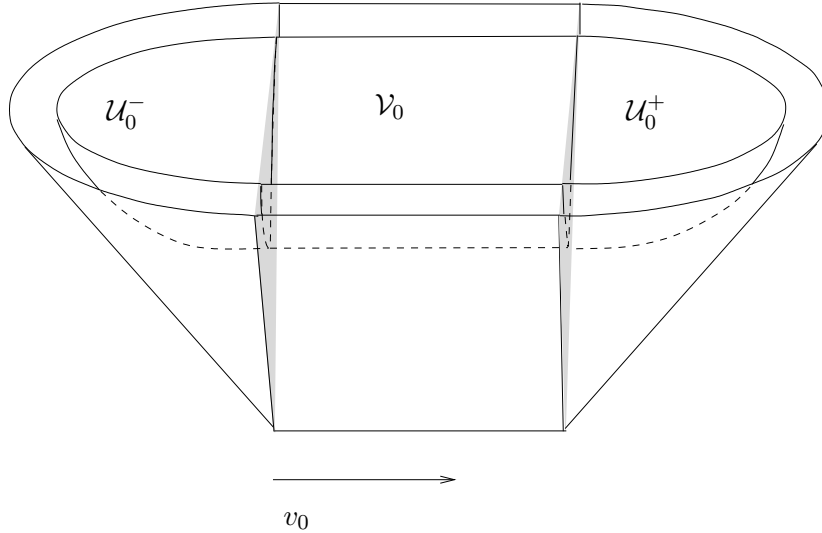


Figure 3: The domain \mathcal{U}_0 and its decomposition. Also a level surface $\mathcal{U}_0(a)$ is shown.

Coordinates on \mathcal{U}_0 As usual, let T be the cosmological time, N denote the Gauss map of the level surfaces of T and r denote the retraction on the singularity I . We have a decomposition of \mathcal{U}_0 in three pieces $\mathcal{U}_0^-, \mathcal{U}_0^+, \mathcal{V}$ defined in the following way:

$$\begin{aligned} \mathcal{U}_0^- &= r^{-1}(0) = N^{-1}(P_-) \\ \mathcal{V} &= r^{-1}(0, \alpha_0 v_0) = N^{-1}(l_0) \\ \mathcal{U}_0^+ &= r^{-1}(\alpha_0 v_0) = N^{-1}(P_+) . \end{aligned}$$

We denote by $\mathcal{U}_0^+(a), \mathcal{U}_0^-(a), \mathcal{V}(a)$ the intersections of corresponding domains with the surface $\mathcal{U}_0(a)$. The Gauss map on $\mathcal{U}_0^+(a)$ (resp. $\mathcal{U}_0^-(a)$) is a diffeomor-

phism onto P^+ (resp. P^-) that realizes a rescaling of the metric by a constant factor a^2 . Instead, the parametrization of \mathcal{V} given by

$$(0, \alpha_0) \times l_0 \ni (t, y) \mapsto ay + tv_0\mathcal{V}(a)$$

produces two orthogonal geodesic foliations on \mathcal{V} . The parametrization restricted to horizontal leaves is an isometry, whereas on the on vertical leaves it acts as a rescaling of factor a . Thus $\mathcal{V}(a)$ is a Euclidean band of width a .

Now we introduce C^1 coordinates on \mathcal{U}_0 . We denote by l_a the boundary of $\mathcal{U}_0^-(a)$ and by d_a the intrinsic distance of $\mathcal{U}_0(a)$. Fix a point z_0 on l_0 and denote by $O_a \in l_a$ the point such that $N(O_a) = z_0$.

For every $x \in \mathcal{U}_0(a)$ there is a unique point $\pi(x) \in l_a$ such that $d_a(x, l_a) = d_a(x, \pi(x))$. Then we consider coordinates T, ζ, u , where T is again the cosmological time, and ζ, u are defined in the following way

$$\begin{aligned}\zeta(x) &= \varepsilon(x)d_{T(x)}(x, l_{T(x)})/T(x) \\ u(x) &= \varepsilon'(x)d_{T(x)}(\pi(x), O_{T(x)})/T(x)\end{aligned}$$

where $\varepsilon(x)$ (resp. $\varepsilon'(x)$) is -1 if $x \in \mathcal{U}_0^{-1}$ (resp. $\pi(x)$ is on the left of $O_{T(x)}$) and is 1 otherwise.

Choose affine coordinates of Minkowski space (y_0, y_1, y_2) such that $v_0 = (0, 0, 1)$ and $z_0 = (1, 0, 0)$. Thus the parametrization induced by coordinates T, ζ, u is given by

$$(T, u, \zeta) \mapsto \begin{cases} T(\text{ch } u \text{ch } \zeta, \text{sh } u \text{sh } \zeta, \text{sh } \zeta) & \text{if } \zeta < 0 \\ T(\text{ch } u, \text{sh } u, \zeta) & \text{if } \zeta \in [0, \alpha_0/T] \\ T(\text{ch } u \text{ch } \zeta', \text{sh } u \text{sh } \zeta', \text{sh } \zeta') & \text{otherwise} \end{cases}$$

where we have put $\zeta' = \zeta - \alpha_0/T$.

Denote by X the Lorentzian gradient of T . With respect to the frame

$$f_1 = X \quad f_2 = \frac{\partial}{\partial \zeta} \quad f_3 = \frac{\partial}{\partial u}$$

the matrix $(h_0)_{ij}$ of the flat Lorentzian metric h_0 is diagonal, and we have: $(h_0)_{11} = -1$, $(h_0)_{22} = T^2$,

$$(h_0)_{33} = \begin{cases} T^2 \text{ch}^2 \zeta & \text{if } \eta < 0 \\ T^2 & \text{if } \eta \in [0, \alpha_0/T] \\ T^2 \text{ch}^2 \zeta' & \text{otherwise} \end{cases}$$

where $\zeta' = \zeta - \alpha_0/T$. We will also adopt the compact notation

$$h_0(T, \zeta, u) = \begin{cases} -(f^1)^2 + T^2((f^2)^2 + \text{ch}^2 \zeta (f^3)^2) & \text{if } \eta < 0 \\ -(f^1)^2 + T^2((f^2)^2 + (f^3)^2) & \text{if } \eta \in [0, \alpha_0/T] \\ -(f^1)^2 + T^2((f^2)^2 + \text{ch}^2(\zeta')(f^3)^2) & \text{otherwise.} \end{cases}$$

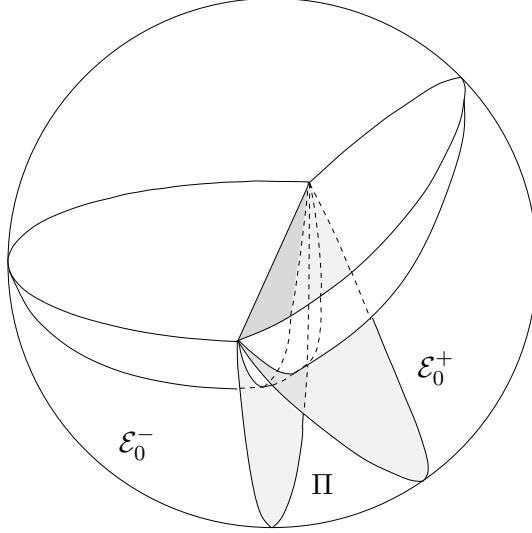


Figure 4: The domain \mathcal{E}_0 and its decomposition. A level surface $\mathcal{E}_0(a)$ is also shown.

Hyperbolic Coordinates We consider on l_0 the orientation induced by P_- . Let $X_0 \in \mathfrak{sl}(2, \mathbb{C})$ be the standard generator of the rotation around l_0 and consider the bent surface along l_0 that is the $P = P_- \cup \exp(\alpha_0 X_0)(P_+)$. The surface bounds a convex set in \mathbb{H}^3 . Let \mathcal{E}_0 denote the exterior of this convex set in \mathbb{H}^3 . It is not hard to see that the image of $D_0 : \mathcal{U}_0 \rightarrow \mathbb{H}^3$ is contained in \mathcal{E}_0 . Now we want to define C^1 -coordinates on \mathcal{E}_0 . We know that the distance from P is a $C^{1,1}$ function denoted by δ_0 . Moreover there is a Lipschitz retraction

$$r : \mathcal{E}_0 \rightarrow P$$

such that $\delta(x)$ is the distance between x and $r(x)$. Let F^- and F^+ respectively denote the intersection of \mathcal{E}_0 with the orthogonal planes to \mathbb{H}^2 and $\exp(\alpha_0 X_0)(\mathbb{H}^2)$ along l_0 . We have that δ and r are smooth on the complementary regions of $F^- \cup F^+$. More precisely $\mathcal{E}_0 - F^- - F^+$ is the union of 3 dihedral angles. P^\pm is on the boundary of one of them, say \mathcal{E}_0^\pm , whereas denote by Π the third one. We have that on \mathcal{E}_0^- the function δ coincides with the distance from \mathbb{H}^2 , on \mathcal{E}_0^+ it coincides with the distance from $\exp(\alpha_0 X_0)(\mathbb{H}^2)$ and on Π it coincides with the distance from l_0 .

Now consider the level surface $\mathcal{E}_0(a) = \delta^{-1}(a)$. It is a C^1 -surface moreover the intersections with \mathcal{E}_0^+ , \mathcal{E}_0^- and Π give rise to a decomposition of $\mathcal{E}_0(a)$ in three pieces, say $\mathcal{E}_0^+(a)$, $\mathcal{E}_0^-(a)$ and $\Pi(a)$. The retraction on $\mathcal{E}_0^+(a)$ and $\mathcal{E}_0^-(a)$ is a scaling of a factor $\text{ch } a$ so they are isometric to $\text{ch } \alpha_0 \cdot P_\pm$. On the other hand the retraction on $\Pi(a)$ is not injective. Consider for any $x \in \Pi(a)$ the angle $\alpha(x)$ that the ray $[r(x), x]$ forms with the normal to \mathbb{H}^2 . Then we have that the map

$$\Pi(a) \ni x \mapsto (r(x), \alpha(x)) \in [0, \alpha_0] \times l_0$$

is a diffeomorphism. Moreover it induces a geodesic orthogonal product structure on $\Pi(a)$. The map r restricted to vertical leaves is a scaling of a factor $1/\text{ch } a$ whereas the map α restricted to horizontal leaves is a scaling of a factor $1/\text{sh } a$. Thus we have that $\Pi(a)$ is a Euclidean band of width equal to $[0, \alpha_0 \text{sh } a]$. Now let d_a denote the intrinsic distance on the surface $\mathcal{E}_0(a)$ and l_a be boundary geodesic of $\mathcal{E}_0^-(a)$. Let us consider the point $z_a \in l_a$ such that $r(z_a) = z_0$. (Notice that $a \mapsto z_a$ parameterizes the geodesic starting from z_0 orthogonal to \mathbb{H}^2). Now it is easy to see that for every $x \in \mathcal{E}_0(a)$ there is a unique point $\pi(x) \in l_a$ such that $d_a(x, l_a) = d_a(x, \pi(x))$. Thus we consider on S_a the coordinates δ, η, s where δ is the distance function and the others are defined in the following way

$$\begin{aligned}\eta(x) &= \varepsilon(x) d_{\delta(x)}(x, l_{\delta(x)}) / \text{ch}(\delta(x)) \\ s(x) &= \varepsilon'(x) d_{\delta(x)}(\pi(x), z_{\delta(x)}) / \text{ch}(\delta(x))\end{aligned}$$

where $\varepsilon(x)$ (resp. $\varepsilon'(x)$) is -1 if $x \in \mathcal{E}_0^-$ (resp. $\pi(x)$ is on the left of $z_{\delta(x)}$) and is 1 otherwise. In the hyperboloid model of \mathbb{H}^3 let us identify \mathbb{H}^2 to the hyperbolic plane orthogonal to $(0, 0, 0, 1)$ and l_0 to the geodesic with end-points $(1, -1, 0, 0)$ and $(1, 1, 0, 0)$. The parametrization of \mathcal{E}_0 induced by δ, ζ, s is the following one

$$(s, \eta, \delta) \mapsto \begin{cases} \text{ch } \delta (\text{ch } \eta \text{ch } s, \text{ch } \eta \text{sh } s, \text{sh } \eta, 0) + \text{sh } \delta (0, 0, 0, 1) & \text{if } \eta \leq 0 ; \\ \text{ch } \delta (\text{ch } s, \text{sh } s, 0, 0) + \text{sh } \delta \left(0, 0, -\sin \frac{\eta}{\text{tgh } \delta}, \cos \frac{\eta}{\text{tgh } \delta} \right) & \text{if } \eta \in [0, \alpha_0 \text{tgh } \delta] ; \\ \text{ch } \delta (\text{ch } \eta' \text{ch } s, \text{ch } \eta' \text{sh } s, \text{sh } \eta' \cos \alpha_0, \text{sh } \eta' \sin \alpha_0) + & \\ + \text{sh } \delta (0, 0, -\sin \alpha_0, \cos \alpha_0) & \\ \text{if } \eta \geq \alpha_0 \text{tgh } \delta. & \end{cases}$$

where $\eta' = \eta - \alpha_0 \text{tgh } \delta$.

Let Y denote the gradient of δ . With respect to the frame

$$e_1 = Y \quad e_2 = \frac{\partial}{\partial \eta} \quad e_3 = \frac{\partial}{\partial s}$$

the hyperbolic metric is written in this way

$$g(\delta, \eta, s) = \begin{cases} (e^1)^2 + \text{ch}^2 \delta ((e^2)^2 + \text{ch}^2 \eta (e^3)^2) & \text{if } \eta < 0 \\ (e^1)^2 + \text{ch}^2 \delta ((e^2)^2 + (e^3)^2) & \text{if } \eta \in [0, \alpha_0 \text{tgh } \delta] \\ (e^1)^2 + \text{ch}^2 \delta ((e^2)^2 + \text{ch}^2 (\eta') (e^3)^2) & \text{otherwise} \end{cases}$$

where $\eta' = \eta - \alpha_0 \text{tgh } \delta$.

Local map Denote by \hat{B}_0 the cocycle associated to the domain \mathcal{U}_0 . An easy computation shows that $\hat{B}_0((T, u, \zeta), (1, 0, 0))$ is the identity if $\zeta < 0$, and is

the positive rotation around l_0 of angle $\min(T\zeta, \alpha_0)$ otherwise. Thus if we put $d = \operatorname{arcth} 1/T$ we can deduce

$$D_0(T, u, \zeta) = \begin{cases} \operatorname{ch} d(\operatorname{ch} \zeta \operatorname{ch} u, \operatorname{ch} \zeta \operatorname{sh} u, \operatorname{sh} \zeta, 0) + \operatorname{sh} d(0, 0, 0, 1) \\ \text{if } \zeta \leq 0 ; \\ \operatorname{ch} d(\operatorname{ch} u, \operatorname{sh} u, 0, 0) + \operatorname{sh} d(0, 0, -\sin T\zeta, \cos T\zeta) \\ \text{if } \zeta \in [0, \alpha_0/T] ; \\ \operatorname{ch} d(\operatorname{ch} \zeta' \operatorname{ch} u, \operatorname{ch} \zeta' \operatorname{sh} u, \operatorname{sh} \zeta' \cos \alpha_0, \operatorname{sh} \zeta' \sin \alpha_0) + \\ + \operatorname{sh} d(0, 0, -\sin \alpha_0, \cos \alpha_0) \\ \text{if } \zeta \geq \alpha_0/T. \end{cases}$$

where $\zeta' = \zeta - \alpha_0/T$. With respect to the coordinates (T, ζ, u) and (δ, η, s) the function $D_0 : \mathcal{U}_0 \rightarrow \mathbb{H}^3$ takes the form

$$\begin{cases} \delta(D_0(p)) = \operatorname{arcth}(1/T(p)) \\ \eta(D_0(p)) = \zeta(p) \\ s(D_0(p)) = u(p) . \end{cases}$$

Thus D_0 is a C^1 homeomorphism, C^2 -almost every-where with second derivative locally bounded. Now we want to compute the pull-back $D_0^*(g)$ of the hyperbolic metric. First notice that

$$\begin{aligned} (D_0)_*\left(\frac{\partial}{\partial \zeta}\right) &= \frac{\partial}{\partial \eta} \\ (D_0)_*\left(\frac{\partial}{\partial u}\right) &= \frac{\partial}{\partial s} . \end{aligned}$$

Now notice that the flow lines of X are transformed in the flow lines of Y so $(D_0)_*(X) = fY$. In order to compute f notice that

$$\begin{aligned} g(Y, (D_0)_*(X)) &= (D_0)_*(X)(\delta) = X(D_0^*(\delta)) = \\ &= X(\operatorname{arcth}(1/T)) = 1/(1 - T^2)X(T) = 1/(T^2 - 1) . \end{aligned}$$

Thus we have

$$(D_0)_*(X) = \frac{1}{T^2 - 1}Y.$$

Finally, an easy computation shows that

$$(D_0)^*(g) = W_{(X, \frac{1}{(T^2-1)^2}, \frac{1}{T^2-1})}(h_0)$$

Finite laminations Suppose that λ is a finite lamination on \mathbb{H}^2 . We want to reduce this case to the previous one. In fact, we will show that for any $p \in \mathcal{U}_\lambda$ there exist a small neighbourhood U in \mathcal{U}_λ , an isometry γ of \mathbb{X}_0 and an isometry σ of \mathbb{H}^3 such that

1. $\gamma(U) \subset \mathcal{U}_0$.

2. γ preserves the cosmological times, that is

$$T(\gamma(p)) = T_\lambda(p)$$

for every $p \in U$

3. We have

$$\sigma \circ D_\lambda(p) = D_0 \circ \gamma(p) \tag{9}$$

for every $p \in U$.

First suppose that p does not lie in any Euclidean band. Fix $\varepsilon > 0$ so that the disk $B_\varepsilon(x)$ in \mathbb{H}^2 , with center at $x = N(p)$ and ray equal to ε , does not intersect any geodesic of λ . Thus we can choose an isometry γ_0 of \mathbb{H}^2 such that the distance between $z = \gamma_0(x)$ and z_0 is less than 2ε . Now let us set $U = N^{-1}(B_\varepsilon(x))$ and $\gamma = \gamma_0 - r(p)$ (where r denotes here the retraction of \mathcal{U}_λ). Finally let us set $\sigma = \hat{B}_\lambda(p_0, p)$. In fact we have

$$D(\xi) = \hat{B}_\lambda(p_0, p) \circ D_0 \circ \gamma(\xi)$$

for $\xi \in U$.

If p lies in the interior of a band $\mathcal{A} = r^{-1}[r_-, r_+]$ corresponding to a weighted leaf l , let I be an interval $[s_-, s_+]$ contained in $[r_-, r_+]$ centered in $r(p)$ of length less than α_0 and set $U = r^{-1}(I)$. Let q be a point in U such that $r(q) = s_-$ and $N(q) = N(p)$. Let γ_0 be an isometry of \mathbb{H}^2 which sends $N(q)$ onto z_0 and l onto l_0 ; set $\gamma = \gamma_0 - r(q)$. Now for $\xi \in U$ we have

$$D_\lambda(\xi) = \hat{B}_\lambda(p_0, q) D_0(\gamma\xi).$$

Finally suppose that p lies on the boundary of a band $\mathcal{A} = r^{-1}[r_-, r_+]$ corresponding to the weighted leaf l . Without loss of generality we can suppose that $r(p) = r_-$. Now let us fix a neighbourhood U of p that does not intersect any other Euclidean band and such that $r(U) \cap [r_-, r_+]$ is a proper interval of length less than α_0 . Let $\gamma_0 \in PSL(2, \mathbb{R})$ send $N(p)$ onto z_0 and l onto l_0 ; set $\gamma = \gamma_0 - r(p)$. Also in this case we have

$$D_\lambda(\xi) = \hat{B}_\lambda(p_0, p) D_0(\gamma\xi).$$

General case Before extending this result to the general case we need some remarks about the regularity of D_λ , when λ is finite. Clearly it is a smooth function outside the boundaries of the Euclidean bands. Moreover, we need the following estimate. We use the notations of the proof of Proposition 4.6.

Lemma 4.10 *Fix a bounded domain K of \mathbb{H}^2 , a bounded domain \mathcal{D} of $\mathcal{ML}(\mathbb{H}^2)$ and $1 < a < b$. For every finite lamination λ in \mathcal{D} let us set $U_\lambda = U_\lambda(K; a, b)$. Then there exists a constant C depending only on K , \mathcal{D} and a, b such that the first and the second derivatives of D_λ on U_λ are bounded by C .*

Proof : For every point p of U_λ , the above construction gives us a neighbourhood W , an isometry γ_W of \mathbb{S}_0 , and an isometry σ_W of \mathbb{H}^3 such that

$$D_\lambda = \sigma_W \circ D_0 \circ \gamma_W .$$

Moreover, we can choose W so small in such a way that γ_W is contained in $U_0(B_{2\alpha_0}(z_0); a, b)$. Let us fix a constant C' such that first and second derivatives of D_0 are bounded by C' on this set. Moreover it is easy to see that the families $\{\gamma_W\}$ and $\{\sigma_W\}$ are bounded sets. Hence there exists a constant C'' such that every first and second derivative of both γ_W and σ_W are bounded by C'' . Thus we see that first and second derivatives of D_λ are bounded by $C = 27(C'')^2 C'$. ■

We can finally prove Theorem 4.8 in the general case. Take a point $p \in \mathcal{U}_\lambda$ and consider a sequence of standard approximations λ_n of λ on a neighbourhood K of the segment $[N(p_0), N(p)]$. It is not hard to see that D_{λ_n} converges to D_λ on $U(K; a, b)$. On the other hand by Lemma 4.10 we have that D_{λ_n} is a pre-compact family in $C^1(U(K; a, b); \mathbb{H}^3)$. Thus it follows that the limit of D_{λ_n} is a C^1 -function. Finally, as D_{λ_n} C^1 -converges to D_λ , the cosmological time of \mathcal{U}_{λ_n} C^1 -converges on $U(K; a, b)$ to the one of \mathcal{U}_λ , and the pull-back on \mathcal{U}_{λ_n} of the hyperbolic metric is obtained via the determined WR, the same conclusion holds on \mathcal{U} . ■

4.3 On the geometry of M_λ

Let M_λ be the hyperbolic 3-manifold arising by performing the Wick Rotation described in Theorem 4.8. So M_λ consists of the domain $\mathcal{U}_\lambda (> 1)$ endowed with a determined hyperbolic metric, say g_λ . We are going to study some geometric properties of M_λ . As usual, T denotes the cosmological time of the spacetime \mathcal{U}_λ^0 , and N its Gauss map.

Completion of M_λ Let us denote by δ the length-space-distance on M_λ associated to g_λ . We want to determine the metric completion \overline{M}_λ of (M_λ, δ) . The following theorem summarizes the main features of the geometry of \overline{M}_λ . The rest of the paragraph is devoted to prove it.

Theorem 4.11 (1) *The completion of M_λ is $\overline{M}_\lambda = M_\lambda \cup \mathbb{H}^2$ endowed with the distance $\overline{\delta}$*

$$\begin{aligned}\overline{\delta}(p, q) &= \delta(p, q) && \text{if } p, q \in M_\lambda \\ \overline{\delta}(p, q) &= d_{\mathbb{H}}(p, q) && \text{if } p, q \in \mathbb{H}^2 \\ \overline{\delta}(p, q) &= \lim_{n \rightarrow +\infty} \delta(p, q_n) && \text{if } p \in M_\lambda \text{ and } q \in \mathbb{H}^2\end{aligned}$$

where (q_n) is any sequence in \mathcal{U}_λ such that $T(q_n) = n$ and $N(q_n) = q$. The copy of \mathbb{H}^2 embedded into \overline{M}_λ is called the hyperbolic boundary $\partial_h M_\lambda$ of M_λ .

(2) *The developing map D_λ continuously extends to a map defined on \overline{M}_λ . Moreover, the restriction of D_λ to the hyperbolic boundary $\partial_h M_\lambda$ coincides with the bending map F_λ .*

(3) *Each level surface of the cosmological time T restricted to $\mathcal{U}(> 1)$ is also a level surface in \overline{M}_λ of the distance function Δ from its hyperbolic boundary $\partial_h M_\lambda$. Hence the inverse WR is directed by the gradient of Δ .*

(4) *\overline{M}_λ is a topological manifold with boundary, homeomorphic to $\mathbb{R}^2 \times [0, +\infty)$. Moreover, $\overline{M}_\lambda(\Delta \leq \varepsilon)$ is a collar of $\mathbb{H}^2 = \partial_h M_\lambda$.*

For simplicity, in what follows we denote by δ both the distance on M_λ and the distance on $M_\lambda \cup \mathbb{H}^2$.

We are going to establish some auxiliary results.

Lemma 4.12 *The map $N : M_\lambda \rightarrow \mathbb{H}^2$ is 1-Lipschitzian.*

Proof : Let $p(t)$ be a C^1 -path in M_λ . We have to show that the length of $N(t) = N(p(t))$ is less than the length of $p(t)$ with respect to g_λ . (Since N is locally Lipschitzian with respect to the Euclidean topology $N(t)$ is a Lipschitzian path in \mathbb{H}^2 .)

By deriving the equality

$$p(t) = r(t) + T(t)N(t)$$

we get

$$\dot{p}(t) = \dot{r}(t) + \dot{T}(t)N(t) + T(t)\dot{N}(t)$$

As \dot{r} and \dot{N} are orthogonal to N (that up to the sign is the gradient of T) we have

$$g_\lambda(\dot{p}(t), \dot{p}(t)) = \frac{\dot{T}(t)^2}{(T(t)^2 - 1)^2} + \frac{1}{T(t)^2 - 1} \left\langle \dot{r}(t) + T(t)\dot{N}(t), \dot{r}(t) + T(t)\dot{N}(t) \right\rangle. \quad (10)$$

By using inequality (2), we see that $\left\langle \dot{r}(t), \dot{N}(t) \right\rangle \geq 0$, then we have

$$g_\lambda(\dot{p}(t), \dot{p}(t)) \geq \frac{T(t)^2}{T(t)^2 - 1} \left\langle \dot{N}(t), \dot{N}(t) \right\rangle \geq \left\langle \dot{N}(t), \dot{N}(t) \right\rangle .$$

■

Lemma 4.13 *Let (q_n) be a sequence in M_λ . Then it is a Cauchy sequence if and only if either it converges to a point $q_\infty \in \mathcal{U}_\lambda(> 1)$ or $N(q_n)$ is a Cauchy sequence and $T(q_n)$ converges to $+\infty$.*

Proof : Consider the function of M_λ

$$\Delta = \operatorname{arctgh}(1/T) .$$

By using equation (10) we can easily see that Δ is 1-Lipschitz function. So both N and Δ extend to continuous functions of \overline{M}_λ and if (q_n) is a Cauchy sequence in M_λ then $N(q_n)$ and $\operatorname{arctgh}(1/T(q_n))$ are Cauchy sequences. In particular either $T(q_n)$ converges to $a > 1$ or to $+\infty$. In the first case it is not difficult to show that q_n runs in a compact set of $\mathcal{U}_\lambda(> 1)$ so it converges to a point in $\mathcal{U}_\lambda(> 1)$.

This proves the only if part. Now suppose (q_n) to be a sequence such that $N(q_n) \rightarrow x_\infty$ and $T(q_n) \rightarrow +\infty$. We have to show that (q_n) is a Cauchy sequence.

Let us introduce the following notation: for $p \in \mathcal{U}_\lambda$ and $a > 0$ let p_a denote the point on the orbit through p of the flow of N such that $T(p_a) = a$, that is

$$p_a = r(p) + aN(p).$$

We need the following statement proved in [12] Prop. 7.1 .

Denote by d_a the intrinsic metric of the surface $\mathcal{U}_\lambda(a)$. Moreover for every point $p \in \mathcal{U}_\lambda$ and $a > 0$ let $p_a = r(p) + aN(p)$. Then for every compact subset K of \mathbb{H}^2 and for every $\varepsilon > 0$ there exists $M > 0$ such that for $p, q \in N^{-1}(K)$ we have

$$\left| \frac{1}{a} d_a(p_a, q_a) - d_{\mathbb{H}}(N(p), N(q)) \right| < \varepsilon$$

for every $a > M$.

If δ_a denote the distance of the surface $\mathcal{U}(a)$ with respect to the metric g_λ we see that

$$\delta_a = \frac{1}{\sqrt{a^2 - 1}} d_a .$$

Thus given a compact set K of \mathbb{H}^2 containing $N(q_n)$ and $\varepsilon > 0$ we can find M such that if $a > M$ then

$$|\delta_a(p_a, q_a) - d_{\mathbb{H}}(N(p), N(q))| < \varepsilon .$$

for every p, q such that $N(p), N(q) \in K$. Let us set $a_n = T(q_n)$ and fix N such that $a_n > M$ if $n > N$. Now for $n, m > N$ we have

$$\delta(q_n, q_m) \leq \delta(q_n, (q_m)_{a_n}) + \delta(q_m, (q_m)_{a_n}) .$$

Now the first term of this sum is less than $\varepsilon + d_{\mathbb{H}}(N(q_n), N(q_m))$ whereas the last term is less than the length of the arc $c(t) = r(q_m) + (ta_n + (1-t)a_m)q_m$. Since

the length of c_m is less than $\operatorname{arctgh}(1/M)$ we get that (q_n) is a Cauchy sequence. ■

Proof of statements (1) (2) and of Theorem 4.11: From Lemma 4.12 we have that the map $N : M_\lambda \rightarrow \mathbb{H}^2$ extends to a map on \overline{M}_λ . Moreover Lemma 4.13 implies that the map N restricted to $\partial M_\lambda = \overline{M}_\lambda - M_\lambda$ is injective. We want to prove that it is an isometry. Take $x, y \in \mathbb{H}^2$ and $p, q \in M_\lambda$ such that $N(p) = x$ and $N(q) = y$. Paths $(p_a)_{a>1}$ and $(q_a)_{a>1}$ converge as $a \rightarrow +\infty$ to points q_∞ and p_∞ of ∂M_λ . Moreover we have that

$$\delta(q_\infty, p_\infty) = \lim_{a \rightarrow +\infty} \delta(q_a, p_a) .$$

Now $\delta(q_a, p_a) < \delta_a(q_a, p_a)$ and we know that $\delta_a(q_a, p_a) \rightarrow d_{\mathbb{H}}(x, y)$. So we deduce that $\delta(q_\infty, p_\infty) \leq d_{\mathbb{H}}(x, y)$. On the other hand since N is 1-Lipschitzian the other inequality holds. ■

We are going now to prove statement (3) of the theorem. In fact we have

Corollary 4.14 *The function Δ is C^1 . Moreover the following formula holds*

$$\Delta(p) = \operatorname{arctgh}(1/T(p)).$$

For every point $p \in M_\lambda$ the unique point realizing Δ on the boundary is $N(p)$ and the geodesic joining p to $N(p)$ is parametrized by the path

$$c : [T(p), +\infty) \ni t \mapsto r(p) + tN(p) \in M_\lambda.$$

Proof : If $p(t)$ is a C^1 -path it we have seen that

$$g_\lambda(\dot{p}(t), \dot{p}(t)) \geq (\dot{T}(t))^2 / (T^2 - 1)^2$$

and the equality holds if and only if $\dot{r}(t) = 0$ and $\dot{N}(t) = 0$. Thus we obtain $\Delta(p) \geq \operatorname{arctgh}(1/T(p))$. The path c has hyperbolic length equal to $\operatorname{arctgh}(1/T(p))$ so $\Delta(p) = \operatorname{arctgh}(1/T(p))$. Moreover if $p(t)$ is a geodesic realizing the distance Δ we have that $\dot{r} = 0$ and $\dot{N} = 0$ so p is a parametrization of c . ■

Finally we want to show that \overline{M}_λ is a manifold with boundary $\partial M_\lambda = \mathbb{H}^2$ homeomorphic to $\mathbb{H}^2 \times [0, +\infty)$. Notice that it is sufficient to show that for every $\varepsilon > 0$ the set $\overline{M}_\lambda(\Delta \leq \varepsilon)$ is homeomorphic to $\mathbb{H}^2 \times [0, \varepsilon]$. Unfortunately the map

$$\overline{M}_\lambda(\Delta \leq \varepsilon) \ni x \mapsto (N(x), \Delta(x)) \in \mathbb{H}^2 \times [0, \varepsilon]$$

works only if L_W is empty. Otherwise it is not injective. Now the idea to avoid this problem is the following. Take a point $z_0 \in M_\lambda$ and consider the surface

$$\mathbb{H}(z_0) = \{x \in I^+(r(z_0)) \mid \langle x - r(z_0), x - r(z_0) \rangle = -T(z_0)^2\}.$$

It is a spacelike surface of $\mathcal{U}_\lambda(> 1)$ (in fact $\mathbb{H}(z_0)$ is contained in $\mathcal{U}_\lambda(> a)$ for every $a < T(z_0)$). Denote by v the Gauss map of the surface $\mathbb{H}(z_0)$. It sends the metric of $\mathbb{H}(z_0)$ to the hyperbolic metric multiplied by a factor $1/T(z_0)$. Now we have an embedding

$$\varphi : \mathbb{H}(z_0) \times [0, +\infty) \ni (p, t) \mapsto p + tv(p) \in \mathcal{U}_\lambda(> 1)$$

that parameterizes the future of $\mathbb{H}(z_0)$. Clearly if we cut the future of $\mathbb{H}(z_0)$ from M_λ we obtain a manifold homeomorphic to $\mathbb{R}^2 \times (0, +1]$. Thus in order to prove that \overline{M}_λ is homeomorphic to $\mathbb{R}^2 \times [0, 1]$ is sufficient to prove the following proposition.

Proposition 4.15 *The map φ extends to a map*

$$\varphi : \mathbb{H}(z_0) \times [0, +\infty] \mapsto \overline{M}_\lambda$$

that is an embedding on a neighbourhood of $\partial M_\lambda = \mathbb{H}^2$ in \overline{M}_λ such that

$$\varphi(p, +\infty) = v(p) .$$

Proof : It is not hard to show that a fundamental family of neighbourhoods of a point $v_0 \in \mathbb{H}^2 = \partial M_\lambda$ in \overline{M}_λ is given by

$$V(v_0; \varepsilon, a) = \{x \in \mathcal{U}_\lambda \mid d_{\mathbb{H}}(N(x), v_0) \leq \varepsilon \text{ and } T(x) \geq a\} \cup \{v \in \mathbb{H}^2 \mid d_{\mathbb{H}}(v, v_0) \leq \varepsilon\} .$$

Now we claim that for any compact $H \subset \mathcal{U}_\lambda$, compact $K \subset \mathbb{H}^2$, and $\varepsilon, a > 0$ there exists $M > 0$ such that

$$p_0 + tv_0 \in V(v_0; \varepsilon, a)$$

for every $p_0 \in H$, $v_0 \in K$ and $t \geq M$.

Before proving the claim let us show that it implies the extension of φ defined in the statement of this proposition is continuous. Indeed if p_n is a sequence in $\mathbb{H}(z_0)$ converging to p_∞ then $v_n = v(p_n)$ is a convergent sequence in \mathbb{H}^2 with limit $v_\infty = v(p_\infty)$. Thus if t_n is any divergent sequence of positive numbers by the claim it follows that $p_n + t_n v_n \rightarrow v_\infty$ in \overline{M}_λ .

Now, let us prove the claim. Let us set $p(t) = p_0 + tv_0$ and denote by $r(t)$, $N(t)$, $T(t)$ the retraction, the Gauss map and the cosmological time computed at $p(t)$. Notice that $T(t) > t + T(0)$ and since p_0 runs in a compact set there exists m that does not depend on p_0 and v_0 such that $T(t) > t + m$.

On the other hand by deriving the identity

$$p(t) = r(t) + T(t)N(t)$$

we obtain

$$v_0 = \dot{p}(t) = \dot{r}(t) + T(t)\dot{N}(t) + \dot{T}(t)N(t) . \quad (11)$$

By taking the scalar product with \dot{N} we obtain

$$\langle v_0, \dot{N} \rangle = \langle \dot{r}, \dot{N} \rangle + T \langle \dot{N}, \dot{N} \rangle > 0 .$$

Since $\text{ch}(d_{\mathbb{H}}(v_0, N(t))) = -\langle v_0, N(t) \rangle$, the function

$$t \mapsto d_{\mathbb{H}}(v_0, N(t))$$

is decreasing. Thus there exists a compact set $L \subset \mathbb{H}^2$ such that $N(t) \in L$ for every $p_0 \in H$, $v_0 \in K$, $t > 0$. It follows that there exists a compact set S in \mathbb{X}_0 such that $r(t) \in S$ for every $t > 0$, $p_0 \in H$ and $v_0 \in K$. We can choose a point $q \in \mathbb{X}_0$ such that $S \subset I^+(q)$. Notice that

$$T(t) = \sqrt{-\langle p(t) - r(t), p(t) - r(t) \rangle} \leq \sqrt{-\langle p(t) - q, p(t) - q \rangle} .$$

By using this inequality it is easy to find a constant M (that depends only on H and K) such that

$$T(t) \leq t + M .$$

This inequality can be written in the following way:

$$\int_0^t (\dot{T}(s) - 1) ds \leq M .$$

On the other hand by using identity (11) we have

$$\text{ch } d_{\mathbb{H}}(v_0, N(t)) = -\langle v_0, N(t) \rangle = \dot{T}(t)$$

so $\dot{T} > 1$. It follows that the measure of the set

$$I_\varepsilon = \{s | \dot{T}(s) - 1 > \varepsilon\}$$

is less than M/ε . Since T is concave, I_ε is an interval (if non-empty) of $[0, +\infty)$ with an endpoint at 0. Thus I_ε is contained in $[0, M/\varepsilon]$.

Finally we have proved that for $t > \max(M/\varepsilon, a)$ we have $T(t) > a$ and

$$\text{ch } d_{\mathbb{H}}(v_0, N(t)) = -\langle v_0, N(t) \rangle = \dot{T}(t) \leq 1 + \varepsilon .$$

Thus the claim is proved.

In order to conclude the proof we have to show that φ is proper and the image is a neighbourhood of $\mathbb{H}^2 = \partial M_\lambda$ in \overline{M}_λ . For the last statement we will show that for every v_0 and $\varepsilon > 0$ there exists $a > 0$ such that $V(v_0; \varepsilon, a) \subset I^+(\mathbb{H}(z_0))$. In fact

by using that N is proper on level surfaces we have that there exists a compact set S such that $r(V(v_0; \varepsilon, a))$ is contained in S for every $a > 0$. In particular it is easy to see that there exist constants c, d such that if we take $p \in V(v_0; \varepsilon, a)$ we have

$$\langle p - r(z_0), p - r(z_0) \rangle = -T(p)^2 + cT(p) + d .$$

We can choose a_0 sufficiently large such that if $T(p) > a_0$ then $\langle p - r_0, p - r_0 \rangle < -T(z_0)$. So $V(v_0; \varepsilon, a) \subset I^+(\mathbb{H}_{q_0})$ for $a > a_0$.

Finally we have to prove that if $q_n = \varphi(p_n, t_n)$ converges to a point then p_n is bounded in $\mathbb{H}(z_0)$.

Let us set $p_n(t) = p_n + tv(p_n) = r_n(t) + T_n(t)N_n(t)$. Since $N_n(t_n)$ is compact there exists a compact S such that $r_n(t_n) \in S$. Thus by arguing as above we see that there exist $c, d > 0$ such that

$$\langle q_n - r(z_0), q_n - r(z_0) \rangle \leq -T(q_n)^2 + cT(q_n) + d .$$

Hence we can find $M > 0$ such that

$$T(q_n) \leq t_n + M .$$

On the other hand we have

$$T(q_n) - t_n > \int_0^{t_n} (-\langle N_n(t), v(p_n) \rangle - 1) ds .$$

Since $-\langle N_n(t), v(p_n) \rangle - 1 = \dot{T}_n - 1$ is a decreasing positive function we have that for every $\varepsilon > 0$

$$0 < -\langle N_n(t), v(p_n) \rangle < 1 + \varepsilon$$

for $t_n \geq t \geq M/\varepsilon$. In particular, for n sufficiently large we have that $\langle N_n(t_n), v(p_n) \rangle < 2$. Thus $v(p_n)$ runs is a compact set. Since $p_n = v(p_n) + r_0$ conclusion follows. ■

The proof of Theorem 4.11 is complete.

Projective boundary of M_λ We have seen that \overline{M}_λ is homeomorphic to $\mathbb{R}^2 \times [0, +\infty)$. Now let us define $\hat{M}_\lambda = \overline{M}_\lambda \cup \mathcal{U}_\lambda(1)$. Clearly \hat{M}_λ is homeomorphic to $\mathbb{R}^2 \times [0, +\infty]$. In this section we will prove that the map $D_\lambda : \overline{M}_\lambda \rightarrow \mathbb{H}^3$ can be extended to a map

$$D_\lambda : \hat{M}_\lambda \rightarrow \overline{\mathbb{H}^3}$$

in such a way that the restriction of D_λ on $\mathcal{U}_\lambda(1)$ takes value on $S_\infty^2 = \partial\mathbb{H}^3$ and is a C^1 -developing map for a projective structure on $\mathcal{U}_\lambda(1)$.

In fact for a point $p \in \mathcal{U}_\lambda(1)$ we know that the image via D_λ of the path $(p_t)_{t>1}$ is a geodesic ray in \mathbb{H}^2 starting at $F_\lambda(N(p))$. Thus we define $D_\lambda(p)$ to be the limit

point in S_∞^2 of this geodesic ray. It is not hard to prove that such an extension is continuous. Moreover we will prove the following theorem. In the statement we use the lamination $\hat{\lambda}$ on the level surface $\mathcal{U}_\lambda(1)$ defined in Section 3.

Theorem 4.16 *The map $D_\lambda : \mathcal{U}_\lambda(1) \rightarrow S_\infty^2$ is a local C^1 -conformal map. In particular it is a developing map for a projective structure on $\mathcal{U}(1)$.*

The canonical stratification associated to this projective structure coincides with the stratification induced by the lamination $\hat{\lambda}$ and its Thurston metric coincides with the intrinsic spacelike surface metric k_λ on $\mathcal{U}_\lambda(1)$.

Remark 4.17 Let us remind the notion of *canonical stratification* and *Thurston metric* mentioned in the above statement (see [19, 2] for details). In general, if $D : \tilde{M} \rightarrow S_\infty^2$ is a developing map for a projective structure of “hyperbolic type” on M , let us define an *open round ball* in \tilde{M} to be a subset Δ of \tilde{M} such that the restriction of D on it is a homeomorphism onto a round ball of S_∞^2 . One can see that a round ball Δ in \tilde{M} is maximal (with respect to the inclusion) if and only if its closure $\overline{\Delta}$ is not compact in \tilde{M} . Moreover, $D(\overline{\Delta})$ is contained in $\overline{D(\Delta)}$. Let $\Lambda = \overline{D(\Delta)} - D(\overline{\Delta})$ and denote by Δ' the pre-image in Δ of the convex core of Λ with respect to the hyperbolic metric of $D(\Delta)$. Now for every point $p \in \tilde{M}$ there exists a unique maximal ball Δ_p such that $p \in \Delta'_p$. So the family $\{\Delta'_p\}$ furnishes a stratification of \tilde{M} by hyperbolic ideal convex sets. We call it the canonical stratification. The Thurston metric is a $C^{1,1}$ metric h on \tilde{M} such that $h(p)$ coincides with the hyperbolic metric of Δ_p .

Proof : The first part of this theorem is proved just as Theorem 4.8. In fact an explicit computation shows that $D_\lambda : \mathcal{U}(1) \rightarrow S^2$ is a C^1 -conformal map if λ is a weighted geodesic. Thus it follows that D_λ is a C^1 -conformal map if λ is a simplicial lamination. Then by using standard approximations we can prove that D_λ is a C^1 -conformal map. Indeed $\mathcal{U}_\lambda(1)$ can be regarded as the graph of a C^1 -function φ_λ defined on the horizontal plane $H = \{x_0 = 0\}$. Moreover if $\lambda_n \rightarrow \lambda$ on a compact set K , then φ_{λ_n} converges to φ_λ on $H(K) = \{x | N(\varphi(x), x) \in K\}$ in C^1 -topology. Thus by using parametrizations of $\mathcal{U}_{\lambda_n}(1)$ given by

$$\sigma_{\lambda_n}(x) = (\varphi_{\lambda_n}(x), x)$$

we obtain maps

$$d_{\lambda_n} : H(K) \rightarrow S_\infty^2 .$$

The same argument used in Theorem 4.8 shows that d_{λ_n} converges to d_λ on $H(K)$ in C^1 -topology. Finally if k_n is the pull-back of k_{λ_n} on $H(K)$, we have that k_n converges on $H(K)$ to the pull-back of k_λ . Since $d_{\lambda_n} : (H, g_n) \rightarrow S_\infty^2$ is a conformal map by taking the limit we obtain that d_λ is a conformal C^1 -map on $H(K)$.

The proof of the second part of the statement is more difficult. Consider the round disk \mathbb{D}_0 in S^2 such that $\partial\mathbb{D}_0 = \partial\mathbb{H}^2$ that is the infinite boundary of the right half-space bounded by \mathbb{H}^2 in \mathbb{H}^3 . Notice that the retraction $\mathbb{D}_0 \rightarrow \mathbb{H}^2$ is a conformal map (an isometry if we endow \mathbb{D}_0 with its hyperbolic metric). We denote by $\sigma : \mathbb{H}^2 \rightarrow \mathbb{D}_0$ the inverse map. With this notation the map $D_\lambda : \mathcal{U}(1) \rightarrow S_\infty^2$ can be expressed in the following way:

$$D_\lambda(p) = \hat{B}(p_0, p)\sigma(N(p)) .$$

Now for every point $p \in \mathcal{U}(1)$ let us consider the round circle $\mathbb{D}_p = \hat{B}(p_0, p)(\mathbb{D}_0)$ and define Δ_p to be the connected component of $D_\lambda^{-1}(\mathbb{D}_p)$ containing p .

We claim that if we consider on \mathbb{D}_p the hyperbolic metric $g_{\mathbb{D}_p}$ then for $q \in \Delta_p$ we have

$$D_\lambda^*(g_{\mathbb{D}_p})(q) = \eta k_\lambda(q)$$

where k_λ is as usual the intrinsic metric of \mathcal{U}_λ and η is a positive number such that

$$\log \eta > \int_{[N(p), N(q)]} \delta(t) d\mu(t) + a(p, q) . \quad (12)$$

where $\delta(t)$ is the distance of $N(q)$ from the piece of λ containing $N(t)$ and $a(p, q)$ is defined in the following way: $a(p, q) = 0$ if $N(p) \neq N(q)$ and otherwise $a(p, q) = \langle r(p) - r(q), r(p) - r(q) \rangle^{1/2}$.

Before proving the claim, let us show how we can conclude the proof. We have that $D_\lambda : \Delta_p \rightarrow \mathbb{D}_p$ strengthens the lengths. Thus a classical argument shows that it is a homeomorphism. Since Δ_p is not compact in $\mathcal{U}_\lambda(1)$ it is a maximal round ball. If F_p is the stratum of $\hat{\lambda}$ through p then $D_\lambda|_{F_p} = B(p_0, p) \circ N$. Thus the image of F_p in \mathbb{D}_p is an ideal convex set. Moreover if Δ'_p is the stratum corresponding to Δ_p the same argument shows that $F_p \subset \Delta'_p$ and in particular Δ'_p is the stratum through p .

Now

$$(D_\lambda)_{*,p} : T_p\mathcal{U}_\lambda(1) \rightarrow T_{D_\lambda(p)}\mathbb{D}_p$$

is a conformal map, moreover its restriction on $T_p F_p$ is an isometry (with respect to the hyperbolic metric of \mathbb{D}_p). Thus it is an isometry and this shows that k_λ coincides with the Thurston metric.

Finally we have to show that $F_p = \Delta'_p$. If $q \notin F_p$, formula (12) implies that

$$(D_\lambda)_{*,q} : T_q\mathcal{U}_\lambda(1) \rightarrow T_{D_\lambda(q)}\mathbb{D}_p$$

is not an isometry. Thus Δ_p is different from Δ_q and $q \notin \Delta'_p$.

Now we have to prove the claim. The following lemma gives the estimate we need.

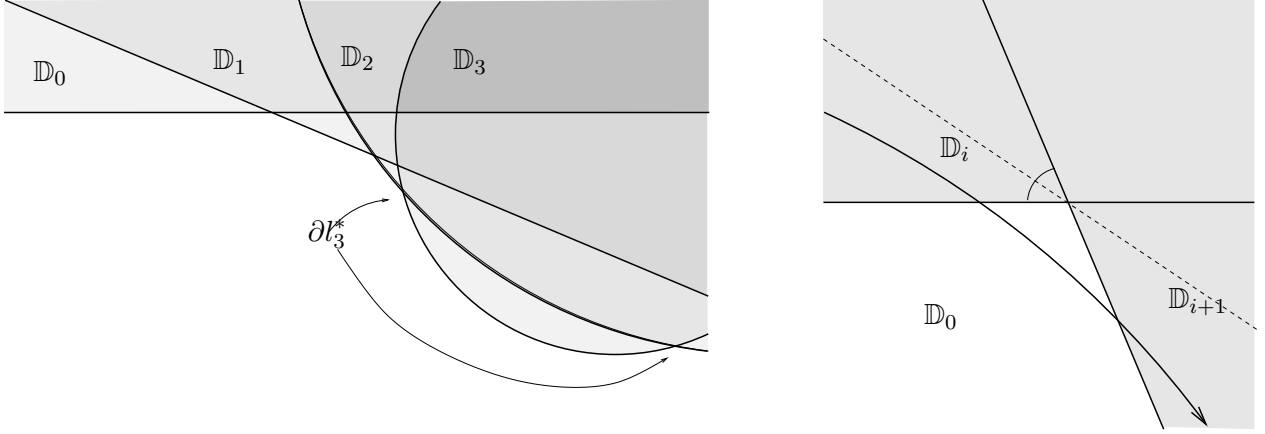


Figure 5: On the left it is shown how disks \mathbb{D}_i intersect each other. On the right picture shows that if (14) is not verified then (13) does not hold.

Lemma 4.18 *Let l be an oriented geodesic of \mathbb{D}_0 . Denote by $R \in PSL(2, \mathbb{C})$ the rotation around the corresponding geodesic of \mathbb{H}^3 with angle α . Take a point $p \in \mathbb{D}_0$ in the right half-space bounded by l and suppose $R(p) \in \mathbb{D}_0$. Then if g is the hyperbolic metric on \mathbb{D}_0 we have*

$$R^*(g)(p) = \eta(p)g(p)$$

where $\eta(p) = (\cos \alpha - \text{sh}(d) \sin \alpha)^{-1}$ where d is the distance from p and l .

Proof : Up to isometries we can identify \mathbb{D}_0 with the half-plane $\{(x, y) | y > 0\}$ in such a way that $l = \{x = 0\}$ is oriented from 0 towards ∞ . In this coordinates we have

$$R(x, y) = (\cos \alpha x + \sin \alpha y, -\sin \alpha x + \cos \alpha y) .$$

Since p is in the right half-plane bounded by l then its coordinates (x, y) are both positive. Moreover as $R(p) \in \mathbb{D}_0$ we have that $y/x > \tan \alpha$. Now by an explicit computation we have

$$R^*(g)(p) = \frac{1}{\cos \alpha y - \sin \alpha x} (dx^2 + dy^2)$$

then we see that $\eta(p) = (\cos \alpha - u \sin \alpha)^{-1}$ where $u = x/y$. On the other hand by classical hyperbolic formulas we have that $x/y = \text{sh } d$ where d is the distance of p from l . ■

Now let us consider both the cases when λ is a simplicial lamination and $N(p) = N(q)$. Up to post-composition with an element of $PSL(2, \mathbb{C})$ we can

suppose that the point p is the base point so \mathbb{D}_p is \mathbb{D}_0 . Take $q \in \Delta_p$ and consider a path c in Δ_p containing p and q . It is not hard to see that the intersection of every stratum of $\hat{\lambda}$ with Δ_p is convex. Thus we can suppose that c intersects every leaf at most once.

Denote by l_0, l_1, \dots, l_n the leaves intersecting $N(c)$ and let a_0, \dots, a_n be the respective weights with the following modifications. If q lies in a Euclidean band denote by a_n the distance from the component of the boundary of the band that meets c . In the same way if p lies in a Euclidean band a_1 is the distance of p_1 from the component of the boundary hit by c . Finally if p and q lie in the same Euclidean boundary (that is the case when $N(p) = N(q)$) then $n = 1$ and a_1 is the distance between $r(p)$ and $r(q)$ (that is by definition $a(p, q)$).

Let us set $B_i = \exp(a_1 X_1) \circ \dots \circ \exp(a_i X_i)$ where X_i is the standard generator of the rotation around l_i . Notice that $B_n = B(p, q)$.

We want to prove that $q \in \mathbb{D}_i = B_i(\mathbb{D}_0)$. In fact we will prove that $\mathbb{D}_i \cap \mathbb{D}_0$ is a decreasing sequence of sets (with respect to the inclusion). By the hypothesis on c we have that $\mathbb{D}_i \cap \mathbb{D}_0 \neq \emptyset$. Moreover if we denote by X_{i+1}^* the standard generator along the geodesic $l_{i+1}^* = B_i(l_{i+1})$ then

$$\exp(tX_{i+1}^*)\mathbb{D}_i \cap \mathbb{D}_0 \neq \emptyset \quad (13)$$

for $0 < t < a_{i+1}$ (in fact there exists a point $q' \in c$ lying on the Euclidean band of $\mathcal{U}(1)$ corresponding to l_{i+1} with distance from the left side equal to t and $D_\lambda(q')$ lies in the intersection (13)). Now by induction we can show that

$$\begin{cases} \mathbb{D}_0 \cap \mathbb{D}_{i+1} \subset \mathbb{D}_0 \cap \mathbb{D}_i \\ \text{the component of } \partial\mathbb{D}_i - \partial l_i^* \text{ containing } l_{i+1}^* \text{ does not meet } \mathbb{D}_0 . \end{cases} \quad (14)$$

In fact suppose $\mathbb{D}_0 \cap \mathbb{D}_{i+1}$ to be not contained in $\mathbb{D}_0 \cap \mathbb{D}_i$. Since \mathbb{D}_{i+1} is obtained by the rotation along l_{i+1}^* whose end-points are outside \mathbb{D}_0 it is easy to see that there should exist $t_0 < a_{i+1}$ such that $\exp(t_0 X_{i+1}^*)\mathbb{D}_i$ does not intersect \mathbb{D}_0 (see Fig. 5).

Let g_i denote the hyperbolic metric on \mathbb{D}_i . We have that $D_\lambda^*(g_n)$ is the intrinsic metric on $\mathcal{U}(1)$. Moreover we have that

$$g_i(D_\lambda(q)) = \eta_i g_{i+1}(D_\lambda(q))$$

with $\eta_i^{-1} = \cos a_i - u_i \sin a_i$ where $u_i = \text{sh } d_i$ where d_i is the distance of $N(q)$

from l_i . Since $\eta = \prod_{i=0}^{n-1} \eta_i$ we obtain

$$-\log \eta = \sum \log(\cos a_i) + \sum \log(1 - u_i \tan a_i) .$$

Now $\log \cos(a_i) < -a_i^2/2$ and $\log(1 - u_i \tan a_i) > d_i a_i$ so we get

$$\log \eta > \sum d_i a_i + a(p, q) .$$

Now if the lamination is not simplicial and $N(p) \neq N(q)$ by using a sequence of standard approximations we obtain the result. ■

Corollary 4.19 *Every level surface $\mathcal{U}_\lambda(a)$ is conformally flat. So it carries a natural complex structure.*

Proof : The map

$$\mathcal{U}_\lambda \ni x \mapsto tx \in \mathcal{U}_{t\lambda}$$

rescales the metric by a factor t^2 . Moreover, it takes $\mathcal{U}_\lambda(1/t)$ onto $\mathcal{U}_{t\lambda}(1)$. ■

4.4 Γ -invariant constructions

Assume that the lamination λ is invariant for the action of a discrete group Γ , that is λ is the lifting of a measured geodesic lamination on the hyperbolic surface $F = \mathbb{H}^2/\Gamma$.

The following lemma, proved in [16] determines the behaviour of the cocycle B_λ under the action of the group Γ .

Lemma 4.20 *Let λ be a measured geodesic lamination on \mathbb{H}^2 invariant by the action of Γ . Then if $B_\lambda : \mathbb{H}^2 \times \mathbb{H}^2 \rightarrow PSL(2, \mathbb{C})$ is the cocycle associated to λ we have*

$$B_\lambda(\gamma x, \gamma y) = \gamma \circ B(x, y) \circ \gamma^{-1}$$

for every $\gamma \in \Gamma$. ■

Now if we fix a base point $x_0 \in \mathbb{H}^2$ we can consider the bending map

$$F_\lambda : \mathbb{H}^2 \rightarrow \mathbb{H}^3 .$$

If we define

$$h_\lambda(\gamma) = B_\lambda(x_0, \gamma x_0) \circ \gamma \in PSL(2, \mathbb{C})$$

Lemma 4.20 implies that $h_\lambda : \Gamma \rightarrow PSL(2, \mathbb{C})$ is a homomorphism. Moreover by definition it follows that F_λ is h_λ -equivariant.

On the other hand we have seen that there exists a homomorphism

$$f_\lambda : \Gamma \rightarrow \text{Iso}_0(\mathbb{X}_0)$$

such that \mathcal{U}_λ is f_λ -invariant and the Gauss map is f_λ -equivariant that is

$$N(f_\lambda(\gamma)(p)) = \gamma(N(p)) .$$

By using this fact it is easy to see that

$$\hat{B}_\lambda(f_\lambda(\gamma)p, f_\lambda(\gamma)q) = \gamma\hat{B}_\lambda(p, q)\gamma^{-1}.$$

hence that

$$\hat{D}_\lambda(f_\lambda(\gamma)p) = h_\lambda(\gamma)(D_\lambda(p)) .$$

In particular we have that the map \hat{D}_λ is a developing map for a hyperbolic structure on $M_\lambda/f_\lambda(\Gamma)$. The completion of such a structure is a manifold with boundary homeomorphic to $F \times [0, +\infty)$. The boundary is isometric to F .

The map $D_\lambda : \mathcal{U}_\lambda(1) \rightarrow S^2$ is h_λ -equivariant so it is a developing map for a projective structure on $\mathcal{U}_\lambda(1)/\Gamma$.

Notice that given a marking $F \rightarrow \mathcal{U}_\lambda(1)/f_\lambda(\Gamma)$, by using the flow of the gradient of the cosmological time, we obtain a marking $F \rightarrow \mathcal{U}_\lambda(a)/f_\lambda(\Gamma)$. Thus we obtain a path in the Teichmüller-like space of projective structures on F and clearly an underlying path of conformal structures in the Teichüller space of F .

Cocompact Γ -invariant case If the group Γ is cocompact, we can relate this construction with the Thurston parametrization of projective structures on a base compact surface S of genus $g \geq 2$. In fact it is not hard to see that the projective structure on $\mathcal{U}_\lambda(1)/f_\lambda(\Gamma)$ is simply the structure associated to (Γ, λ) in Thurston parametrization (here we take $S = F$). We have that the conformal structure on $\mathcal{U}_\lambda(1)/\Gamma$ is the *grafting* of \mathbb{H}^2/Γ along λ (see [22, 26]). It follows that the surface $\mathcal{U}_\lambda(a)/f_\lambda(\Gamma)$ corresponds to $gr_{\lambda/a}(F)$; $a \mapsto [\mathcal{U}_\lambda(a)/f_\lambda(\Gamma)]$ is a real analytic path in the Teichmüller space \mathcal{T}_g . Such a path has an endpoint in \mathcal{T}_g at F as $a \rightarrow +\infty$ and an end-point in Thurston boundary $\partial\mathcal{T}_g$ corresponding to the lamination λ (or equivalently to the dual tree Σ).

5 Rescaling: flat towards de Sitter Lorentzian geometry

On the de Sitter space Let us consider the 4-dimensional Minkowski space-time $(\mathbb{R}^4, \langle \cdot, \cdot \rangle)$ and set

$$\hat{\mathbb{X}}_1 = \{v \in \mathbb{R}^4 \mid \langle v, v \rangle = 1\} .$$

It is not hard to show that $\hat{\mathbb{X}}_1$ is a Lorentzian sub-manifold of constant curvature 1. Moreover the group $O(3, 1)$ acts on it by isometries. This action is transitive and the stabilizer of a point is $O(2, 1)$. It follows that $\hat{\mathbb{X}}_1$ is an isotropic

Lorentzian spacetime and $O(3, 1)$ coincides with the full isometry group of $\hat{\mathbb{X}}_1$. Notice that $\hat{\mathbb{X}}_1$ is orientable and time-orientable. In particular $SO^+(3, 1)$ is the group of time-orientation and orientation preserving isometries whereas $SO(3, 1)$ (resp. $O^+(3, 1)$) is the group of orientation (resp. time-orientation) preserving isometries.

The projection of $\hat{\mathbb{X}}_1$ into the projective space \mathbb{P}^3 is a local embedding onto an open set that is the exterior of the Klein model of \mathbb{H}^3 in \mathbb{P}^3 (that is a regular neighbourhood of \mathbb{P}^2 in \mathbb{P}^3). We denote this set by \mathbb{X}_1 . Now the projection $\pi : \hat{\mathbb{X}}_1 \rightarrow \mathbb{X}_1$ is a 2-fold covering and the automorphism group is $\{\pm Id\}$. Thus the metric on $\hat{\mathbb{X}}_1$ can be pushed forward to \mathbb{X}_1 . In what follows we consider always \mathbb{X}_1 endowed with such a metric and we call it the *Klein model of de Sitter spacetimes*. Notice that it is an oriented spacetime (indeed it carries the orientation induced by \mathbb{P}^3) but it is not time-oriented (automorphisms of the covering $\hat{\mathbb{X}}_1 \rightarrow \mathbb{X}_1$ are not time-orientation preserving).

Since the automorphism group $\{\pm Id\}$ is the center of the isometry group of $O(3, 1)$ it is not hard to see that \mathbb{X}_1 is an isotropic Lorentz spacetime. The isometry group of \mathbb{X}_1 is $O(3, 1)/\pm Id$. Thus the projection $O^+(3, 1) \rightarrow \text{Iso}(\mathbb{X}_1)$ is an isomorphism.

Since \mathbb{X}_1 is isotropic, a Lorentzian metric on a manifold M with constant curvature 1 is equivalent to a $(\mathbb{X}_1, \text{Iso}(\mathbb{X}_1))$ -structure. Thus for every de Sitter spacetime M we have a developing map $D : \tilde{M} \rightarrow \mathbb{X}_1$ and an holonomy representation $h : \pi_1(M) \rightarrow O^+(3, 1)$, which are compatible in the sense stated in the Introduction.

We give another description of \mathbb{X}_1 . Given a point $v \in \mathbb{X}_1$, notice that v^\perp cuts \mathbb{H}^3 along a totally geodesic plane $P_+(v)$. In fact we can consider on $P_+(v)$ the orientation induced by the half-space $U(v) = \{x \in \mathbb{H}^3 \mid \langle x, v \rangle \leq 0\}$. In this way $\hat{\mathbb{X}}_1$ parameterizes the oriented totally geodesic planes of \mathbb{H}^3 . If we consider the involution given by changing the orientation on the set of the oriented totally geodesic planes of \mathbb{H}^3 , then the corresponding involution on $\hat{\mathbb{X}}_1$ is simply $v \mapsto -v$. In particular, \mathbb{X}_1 parameterizes the set of (un-oriented) hyperbolic planes of \mathbb{H}^3 . For $v \in \mathbb{X}_1$ we denote by $P(v)$ the plane corresponding to v . For $\gamma \in O^+(3, 1)$ we have

$$P(\gamma x) = \gamma(P(x))$$

(notice that $O^+(3, 1)$ is the isometry group of both \mathbb{X}_1 and \mathbb{H}^3).

Just as for \mathbb{H}^3 , the geodesics in $\hat{\mathbb{X}}_1$ are obtained by intersecting $\hat{\mathbb{X}}_1$ with linear 2-spaces. Thus geodesics in \mathbb{X}_1 are projective segments. It follows that, given two points $p, q \in \mathbb{X}_1$, there exists a unique geodesic joining them.

A geodesic line in $\hat{\mathbb{X}}_1$ is spacelike (resp. null, timelike) if and only if it is the intersection of $\hat{\mathbb{X}}_1$ with a spacelike (resp. null, timelike) plane. For $x \in \hat{\mathbb{X}}_1$ and a

vector v tangent to $\hat{\mathbb{X}}_1$ at x we have

$$\begin{aligned} \text{if } \langle v, v \rangle = 1 & \quad \exp_x(tv) = \cos tx + \sin tv \\ \text{if } \langle v, v \rangle = 0 & \quad \exp_x(tv) = x + tv \\ \text{if } \langle v, v \rangle = -1 & \quad \exp_x(tv) = \text{ch } tx + \text{sh } tv. \end{aligned}$$

This implies that a complete geodesic line in \mathbb{X}_1 is spacelike (resp. null, timelike) if it is a complete projective line contained in \mathbb{X}_1 (resp. it a projective line tangent to \mathbb{H}^3 , it is a projective segment with both the end-points in $\partial\mathbb{H}^3$). Spacelike geodesics have finite length equal to π . Timelike geodesics have infinite Lorentz length.

Take a point $x \in \mathbb{H}^3$ and a unit vector $v \in T_x\mathbb{H}^3 = x^\perp$. Clearly we have $v \in \hat{\mathbb{X}}_1$ and $x \in T_v\hat{\mathbb{X}}_1$. Notice that the projective line joining $[x]$ and $[v]$ in \mathbb{P}^3 intersects both \mathbb{H}^3 and \mathbb{X}_1 in complete geodesic lines c and c^* . They are parametrized in the following way

$$\begin{aligned} c(t) &= [\text{ch } tx + \text{sh } tv] , \\ c^*(t) &= [\text{ch } tv + \text{sh } tx] . \end{aligned}$$

We say that c^* is the geodesic dual to c . They have the same end-points on S_∞^2 that are $[x + v]$ and $[x - v]$. Moreover if c' is the geodesic ray starting from x with speed v the dual geodesic ray $(c')^*$ is the geodesic ray on c^* starting at v with the same limit point on S_∞^2 as c' .

Canonical Rescaling Let us use notations introduced in the previous section. Given a measured geodesic lamination λ on \mathbb{H}^2 we shall construct a map

$$D^* : \mathcal{U}_\lambda(< 1) \rightarrow \mathbb{X}_1$$

that, in a sense, is the map dual to the map D constructed in the previous section. We shall prove that such a map is C^1 and the pull-back of the de Sitter metric is a rescaling of the flat metric of \mathcal{U}_λ . The idea to construct D^* is very simple. In fact if s is a geodesic integral line of the gradient of cosmological time we know that $s_{>1} = s \cap \mathcal{U}_\lambda(> 1)$ is taken by D onto a geodesic ray of \mathbb{H}^3 . We define D^* on $s_{<1}$ in such a way that it parameterizes the dual geodesic ray in \mathbb{X}_1 .

Let us be more precise. Consider the standard inclusion $\mathbb{H}^2 \subset \mathbb{H}^3$. Since \mathbb{H}^2 is oriented there is a well-defined dual point $v_0 \in \hat{\mathbb{X}}_1$ (that is the positive vector of the normal bundle).

Now let us take the base point $x_0 \in \mathbb{H}^2$ for the bending map and a corresponding point $p_0 \in \mathcal{U}_\lambda(1)$. For $p \in \mathcal{U}_\lambda$ let us define

$$\begin{aligned} v(p) &= \hat{B}_\lambda(p_0, p)v_0 \in \hat{\mathbb{X}}_1 \\ x(p) &= \hat{B}_\lambda(p_0, p)N(p) = F_\lambda(N(p)) . \end{aligned}$$

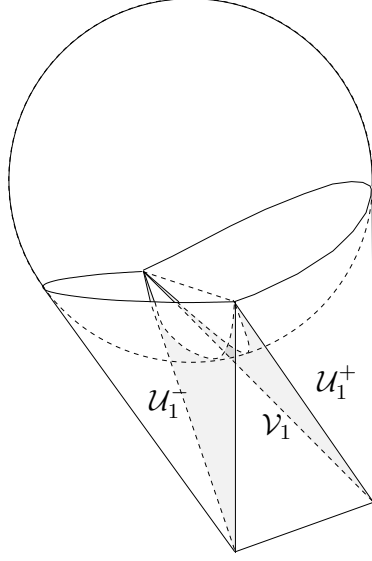


Figure 6: The domain \mathcal{U}_1 and its decomposition.

Thus let us set

$$D^*(p) = [\text{ch } \tau(p)v(p) + \text{sh } \tau(p)x(p)]$$

where we have put $\tau(p) = \text{arctgh } T(p)$.

Theorem 5.1 *The map*

$$D^* : \mathcal{U}_\lambda(< 1) \rightarrow \mathbb{X}_1$$

is C^1 -local diffeomorphism. The pull-back of the metric of \mathbb{X}_1 is the rescaling of the metric of $\mathcal{U}_\lambda(< 1)$ along the gradient of T with rescaling functions

$$\alpha = \frac{1}{(1 - T^2)^2} \quad \beta = \frac{1}{1 - T^2} .$$

Proof : The proof of this theorem is quite similar to the proof of Theorem 4.8. In fact by an explicit computation we get the result in the case when λ is a weighted geodesic. Thus theorem holds when λ is a simplicial lamination. Moreover by proving the analogous of Lemma 4.10 and using standard approximations we obtain the proof of the general case.

We shall explicit describe how to make the computation when the lamination is a weighted geodesic. Then the same arguments of Theorem 4.10 work in the same way and we omit details.

Thus let us fix a weighted geodesic (l_0, α_0) with $\alpha_0 < \pi$. We have seen that the image of D_0 is the exterior \mathcal{E}_0 of the convex set bounded by the bent surface $P = P_- \cup \exp(\alpha_0 X)P_+$. Now it is not hard to show that the image of D_0^* is

the set of points in \mathbb{X}_1 whose dual plane are contained in \mathcal{E}_0 . In fact for a point $p \in \mathcal{U}_\lambda (< 1)$ the plane dual to $\hat{B}(p_0, p)v_0$ separates the exterior of \mathcal{E}_0 from the plane dual to $D_0^*(p)$. On the other hand if the plane dual $P(v)$ to $v \in \mathbb{X}_0$ is entirely contained in \mathcal{E}_0 then there exists a unique point x' on it and x on $\partial\mathcal{E}_0$ such that the distance between $P(v)$ and $\partial\mathcal{E}_0$ is equal to the distance between x and x' . If c is the geodesic ray starting from x towards x' we have that this geodesic is orthogonal to $P(v)$ at x' and the normal plane $Q(v)$ to c at x is a support plane for $\mathbb{H}^3 - \mathcal{E}_0$. Thus we have that c is the image through D of an integral line of the gradient of CT. The dual geodesic ray c^* is contained in the image of D^* . Since $P(v)$ is orthogonal to c at x' we have $v \in c^*$.

Denote by \mathcal{U}_1 the image of D_0^* . For every point $v \in \mathcal{U}_1$ let us set $u(v)$ the dual point of the plane $Q(v)$. Clearly $u(v)$ is a point on the boundary of \mathcal{U}_1 and there exists a unique geodesic timelike segment between v and $u(v)$ contained in \mathcal{U}_1 . Notice that the image of u is the set of points dual to planes obtained by rotating \mathbb{H}^2 along l_0 by angle less than α_0 . In particular it is a geodesic spacelike segment of \mathbb{X}_1 .

Then let us set $\tau(v)$ the proper time of such a segment. By making computation it is not hard to see that τ is a C^1 -submersion taking values on the whole $(0, +\infty)$. The integral line of the gradient of τ through a point v is the geodesic ray between v and $u(v)$.

Given a point $v \in \mathcal{U}_1$ let $n(v)$ be the intersection of the projective line through v and $u(v)$ with $\partial\mathcal{E}_0$ (by the above discussion it follows that such a point is well-defined). We denote by $\mathcal{U}_1^\pm(a) = n^{-1}(\text{int}(P^\pm)) \cap \mathcal{U}_1(\tau = a)$ and $\mathcal{V}_1 = n^{-1}(l_0)$. Notice that we have

$$\begin{aligned}\mathcal{U}_1^-(a) &= u^{-1}(v_0) \cap \mathcal{U}_1(\tau = a) , \\ \mathcal{V}_1(a) &= u^{-1}([v_0, \exp(\alpha_0 X_0)v_0]) \cap \mathcal{U}_1(\tau = a) , \\ \mathcal{U}_1^+(a) &= u^{-1}(\exp(\alpha_0 X_0)v_0) \cap \mathcal{U}_1(\tau = a) .\end{aligned}$$

It is not hard to show that the map n restricted to $\mathcal{U}_1^\pm(a)$ is a dilatation of a factor $(\text{sh } a)^{-1}$ whereas the map

$$\mathcal{V}_1(a) \ni v \mapsto (u(v), n(v)) \in [v_0, \exp(\alpha_0 X_0)v_0] \times l_0$$

sends the metric on $\mathcal{V}_1(a)$ onto the metric

$$(\text{ch } a)^2 du + (\text{sh } a)^2 dt$$

where u and t are the natural parameters on $[v_0, \exp(\alpha_0 X_0)v_0]$ and l_0 .

Now denote by δ_a the intrinsic distance on the surface $\mathcal{U}_1(a)$. For every point $v \in \mathcal{U}_1(a)$ denote by $\pi(v)$ the point on $l_a = \partial\mathcal{U}_1^-(a)$ that realizes the distance of l_a from v . Let us fix a point $p_0 \in l_0$ and denote by w_a the point on l_a such that $n(w_a) = p_0$. Then consider the functions

$$\begin{aligned}U(v) &= \delta_{\tau(v)}(v, l_{\tau(v)})/\text{sh } (\tau(v)) \\ Z(v) &= \delta_{\tau(v)}(\pi(v), w_{\tau(v)})/\text{sh } (\tau(v)) .\end{aligned}$$

We have that (τ, U, Z) are C^1 -coordinates on \mathcal{U}_1 . Moreover by using coordinates (T, u, ζ) on $\mathcal{U}_0(< 1)$ and (τ, U, Z) on \mathcal{U}_1 we have

$$\begin{aligned}\tau(D_0^*(T, u, \zeta)) &= \operatorname{arctgh}(T) , \\ U(D_0^*(T, u, \zeta)) &= u , \\ Z(D_0^*(T, u, \zeta)) &= \zeta .\end{aligned}$$

Then by making computations in these coordinates it is not hard to obtain that the pull-back of the de Sitter metric on $\mathcal{U}_0(< 1)$ is the rescaling of the flat metric along the gradient of T with rescaling functions

$$\alpha = \frac{1}{(1 - T^2)^2} , \quad \beta = \frac{1}{(1 - T^2)} .$$

■

Corollary 5.2 *The map D^* extends to a continuous map*

$$\mathcal{U}_\lambda(\leq 1) \cup \Sigma \rightarrow \mathbb{X}_1 \cup S^2 .$$

Moreover D^* restricted to $\mathcal{U}_\lambda(1)$ coincides with D .

The extension of D^* on $\mathcal{U}_\lambda(1)$ follows by construction. On the other hand, we see that the cocycle \hat{B} is induced by a cocycle

$$\overline{B} : \Sigma \times \Sigma \rightarrow \operatorname{SO}^+(3, 1)$$

and D^* can be extended on Σ by put

$$D^*(r) = \overline{B}(r(p_0), r)v_0 .$$

■

Remark 5.3 Notice that the above construction allows to identify Σ with the space of maximal round balls of $\mathcal{U}_\lambda(1)$.

In what follows, we denote by \mathcal{U}_λ^1 the domain $\mathcal{U}_\lambda(< 1)$ endowed with de Sitter metric induced by D^* .

Proposition 5.4 *The cosmological time of \mathcal{U}_λ^1 is*

$$\tau = \operatorname{arctgh}(T).$$

Every level surface $\mathcal{U}_\lambda^1(\tau = a)$ is a Cauchy surface (so \mathcal{U}_λ^1 is globally hyperbolic).

Proof : Let $\gamma : [0, a] \rightarrow \mathcal{U}_\lambda^1$ denote a timelike-path with future end-point p parametrized in Lorentzian arc-length. Now as path in \mathcal{U}_λ we have a decomposition of γ

$$\gamma(t) = r(t) + T(t)N(t) .$$

By computing derivatives we obtain

$$\dot{\gamma} = \dot{r} + T\dot{N} + \dot{T}N$$

so the square of de Sitter norm is

$$-1 = -\frac{\dot{T}^2}{(1 - T^2)^2} + \frac{|\dot{r} + T\dot{N}|^2}{1 - T^2} \quad (15)$$

where $|\cdot|$ is the Lorentzian flat norm. It follows that

$$1 < \frac{\dot{T}}{(1 - T^2)}$$

and integrating we obtain

$$\text{arctgh } T(p) - \text{arctgh } T(0) > a$$

that is the de Sitter proper time of γ is less than $\text{arctgh } T(p)$. On the other hand the path $\gamma(t) = r(p) + tN(p)$ for $t \in [0, T(p)]$ has proper time $\text{arctgh } T(p)$ so we obtain that the cosmological time of \mathcal{U}_λ^1 is

$$\tau = \text{arctgh } T .$$

Now let $\gamma : (a, b) \rightarrow \mathcal{U}^1(\lambda)$ be an inextendable timelike-curve parametrized in Lorentz arc-length such that $\gamma(0) = p$. We want to show that the range of $T(t) = T(\gamma(t))$ is $(0, 1)$.

Suppose $\beta = \sup T(t) < 1$. Since $T(t)$ is increasing then $\beta = \lim_{t \rightarrow b} T(t)$. Then the path

$$c(t) = r(t) + N(t)$$

should be inextendable (otherwise we could extend γ in \mathcal{U}_λ^1). Now we have

$$\dot{c} = \dot{r} + \dot{N} .$$

For $t > 0$ we have $T(t) > T(p) = T_0$ so

$$T_0|\dot{c}| < |\dot{r} + T\dot{N}|$$

Multiplying by the rescaling horizontal factor we have

$$\frac{T_0}{\sqrt{1 - T^2}}|\dot{c}| \leq \frac{|\dot{r} + T\dot{N}|}{\sqrt{1 - T^2}} .$$

Since $T(t) < \beta < 1$ it results

$$\frac{T_0}{\sqrt{1-\beta^2}}|\dot{c}| \leq \frac{|\dot{r} + T\dot{N}|}{\sqrt{1-T^2}}.$$

By looking at equation (15) we deduce

$$\frac{T_0}{\sqrt{1-\beta^2}}|\dot{c}| \leq \frac{\dot{T}}{1-T^2}.$$

Thus the length of c is bounded. On the other hand since $\mathcal{U}_\lambda(1)$ is complete it follows that c is extendable. Thus we have proved that $\sup T(t) = 1$. The same computation applied to $\gamma(a, 0)$ shows that $\inf T(t) = 0$. ■

Γ -equivariant constructions Suppose λ to be a measured lamination of \mathbb{H}^2 invariant by the action of a group Γ in $PSL(2, \mathbb{R})$. We have seen that there exists an affine deformation of Γ

$$f_\lambda : \Gamma \rightarrow \text{Iso}_0(\mathbb{X}_0)$$

such that \mathcal{U}_λ is $f_\lambda(\Gamma)$ -invariant and the Gauss map is f_λ -equivariant. Moreover in the previous section we have constructed a representation

$$h_\lambda : \Gamma \rightarrow PSL(2, \mathbb{C}) = \text{SO}^+(3, 1)$$

such that

$$D \circ f_\lambda(\gamma) = h_\lambda(\gamma) \circ D \quad \text{for } \gamma \in \Gamma.$$

Now it is straightforward to see that the same holds changing D by D^* .

Cocompact Γ -invariant case When Γ is cocompact, we know that $f_\lambda(\Gamma)$ acts properly on \mathcal{U}_λ and the quotient Y_λ is the unique future-complete maximal globally hyperbolic spacetime diffeomorphic to $\mathbb{H}^2/\Gamma \times \mathbb{R}$ with holonomy f_λ . On the other hand $f_\lambda(\Gamma)$ acts by isometries on the rescaled spacetime \mathcal{U}_λ^1 . We want to relate this construction with Scannell's classification of de Sitter spacetimes [26].

We have seen that given a projective surface F it is possible to construct a hyperbolic manifold $H(F)$ (the H -hull). Now Scannell makes a dual construction that produces a de Sitter spacetime $U(F)$ homeomorphic to $F \times (0, 1)$ that satisfies the following conditions

1. It is globally hyperbolic.

2. Its developing map extends to a map

$$dev : \tilde{F} \times (0, 1] \mapsto \mathbb{X}_1 \cup \partial\mathbb{H}^3$$

such that the restriction of dev to the slice $F \times \{1\}$ is the developing map for the projective structure on F .

We call $U(F)$ the standard spacetime associated with F . In fact by construction it is not hard to see that $Y_\lambda^1 = \mathcal{U}_\lambda^1/f_\lambda(\Gamma)$ is the standard de Sitter space-time associated to $U_\lambda(1)/f_\lambda(\Gamma)$ (that we have seen carries a natural projective structure) . So by Scannell's classification theorem of de Sitter maximal hyperbolic spacetimes we obtain the following theorem

Theorem 5.5 *The correspondence*

$$Y_\lambda \rightarrow Y_\lambda^1$$

induces a bijection between flat maximal globally hyperbolic spacetimes and de Sitter maximal globally hyperbolic spacetimes.

■

Remark 5.6 In general we see that the correspondence

$$\mathcal{U}_\lambda \mapsto \mathcal{U}_\lambda^1$$

induces a bijection between regular domains with surjective Gauss map and standard de Sitter spacetime corresponding to projective surface with pleated locus isometric to \mathbb{H}^2 .

6 Rescaling: Flat towards Anti de Sitter Lorentzian geometry

The AdS canonical rescaling runs parallel to the WR of Section 4. In fact, every spacelike plane P is a copy of \mathbb{H}^2 into the Anti de Sitter space \mathbb{X}_{-1} . So the core of the construction consists in a suitable *bending procedure* of P along any given $\lambda \in \mathcal{ML}(\mathbb{H}^2)$. However, in details there are important differences.

6.1 Anti de Sitter space

We recall some general features of the AdS local model that we will use for the rescaling. In particular, both spacetime and time orientations will play a subtle role, so it is important to specify them carefully.

Let $M_2(\mathbb{R})$ be the space of 2×2 matrices with real coefficients endowed with the scalar product η induced by the quadratic form

$$q(A) = -\det A .$$

The signature of η is $(2, 2)$.

The group

$$\mathrm{SL}(2, \mathbb{R}) = \{A | q(A) = -1\}$$

is a Lorentzian sub-manifold of $M_2(\mathbb{R})$, that is the restriction of η on it has signature $(2, 1)$. Given $A, B \in \mathrm{SL}(2, \mathbb{R})$, we have that

$$q(AXB) = q(X) \quad \text{for } X \in M_2(\mathbb{R})$$

Thus, the left action of $\mathrm{SL}(2, \mathbb{R}) \times \mathrm{SL}(2, \mathbb{R})$ on $M_2\mathbb{R}$ given by

$$(A, B) \cdot X = AXB^{-1}$$

preserves η . In particular, the restriction of η on $\mathrm{SL}(2, \mathbb{R})$ is a bi-invariant Lorentzian metric, that actually coincides with its Killing form. Notice that for $X, Y \in \mathfrak{sl}(2, \mathbb{R})$ we have the usual formula.

$$\mathrm{tr}XY = 2\eta(X, Y) .$$

We denote by $\hat{\mathbb{X}}_{-1}$ the pair $(\mathrm{SL}(2, \mathbb{R}), \eta)$. Clearly $\hat{\mathbb{X}}_{-1}$ is an orientable and time-orientable spacetime. Hence, the above action is a transitive isometric action of $\mathrm{SL}(2, \mathbb{R}) \times \mathrm{SL}(2, \mathbb{R})$ on $\hat{\mathbb{X}}_{-1}$.

The stabilizer of $Id \in \hat{\mathbb{X}}_{-1}$ is the diagonal group $\Delta \cong \mathrm{SL}(2, \mathbb{R})$. It is not difficult to show that the differential of isometries corresponding to elements in Δ produces a surjective representation

$$\Delta \rightarrow \mathrm{SO}^+(\mathfrak{sl}(2, \mathbb{R}), \eta_{Id}) .$$

It follows that $\hat{\mathbb{X}}_{-1}$ is an isotropic Lorentzian spacetime and the isometric action on $\hat{\mathbb{X}}_{-1}$ induces a surjective representation

$$\hat{\Phi} : \mathrm{SL}(2, \mathbb{R}) \times \mathrm{SL}(2, \mathbb{R}) \rightarrow \mathrm{Iso}_0(\hat{\mathbb{X}}_{-1}).$$

Since $\ker \hat{\Phi} = (-Id, -Id)$, we obtain

$$\mathrm{Iso}_0(\hat{\mathbb{X}}_{-1}) \cong \mathrm{SL}(2, \mathbb{R}) \times \mathrm{SL}(2, \mathbb{R}) / (-Id, -Id).$$

The center of $\mathrm{Iso}_0(\hat{\mathbb{X}}_{-1})$ is generated by $[Id, -Id] = [-Id, Id]$. Hence, η induces on the quotient

$$\mathrm{PSL}(2, \mathbb{R}) = \mathrm{SL}(2, \mathbb{R}) / \pm Id$$

an isotropic Lorentzian structure. We denote by \mathbb{X}_{-1} such a spacetime and call it the *Klein model* of Anti de Sitter spacetime. Notice that left and right translations are isometries and the above remark implies that the induced representation

$$\Phi : \mathrm{PSL}(2, \mathbb{R}) \times \mathrm{PSL}(2, \mathbb{R}) \rightarrow \mathrm{Iso}_0(\mathbb{X}_{-1})$$

is an isomorphism.

The boundary of \mathbb{X}_{-1} Consider the topological closure $\overline{PSL(2, \mathbb{R})}$ of $PSL(2, \mathbb{R})$ in $\mathbb{P}^3 = \mathbb{P}(M_2(\mathbb{R}))$. Its boundary is the quotient of the set

$$\{X \in M_2(\mathbb{R}) - \{0\} | q(X) = 0\}$$

that is the set of rank 1 matrices. In particular, $\partial PSL(2, \mathbb{R})$ is the image of the *Segre embedding*

$$\mathbb{P}^1 \times \mathbb{P}^1 \ni ([v], [w]) \mapsto [v \otimes w] \in \mathbb{P}^3.$$

Thus $\partial PSL(2, \mathbb{R})$ is a torus in \mathbb{P}^3 and divides it in two solid tori. In particular, $PSL(2, \mathbb{R})$ topologically is a solid torus.

The action of $PSL(2, \mathbb{R}) \times PSL(2, \mathbb{R})$ extends on the whole of $\overline{\mathbb{X}_{-1}}$. Moreover, the action on $\mathbb{P}^1 \times \mathbb{P}^1$ induced by Segre embedding is simply

$$(A, B)(v, w) = (Av, B^*w)$$

where we have set $B^* = (B^{-1})^T$ and considered the natural action of $PSL(2, \mathbb{R})$ on $\mathbb{P}^1 = \partial\mathbb{H}^2$. If E denote the rotation by $\pi/2$ of \mathbb{R}^2 , it is not hard to show that

$$EAE^{-1} = (A^{-1})^T$$

for $A \in PSL(2, \mathbb{R})$.

It is convenient to consider the following modification of Segre embedding

$$S : \mathbb{P}^1 \times \mathbb{P}^1 \ni ([v], [w]) \mapsto [v \otimes (Ew)] \in \mathbb{P}^3$$

With respect to such a new embedding, the action of $PSL(2, \mathbb{R}) \times PSL(2, \mathbb{R})$ on $\partial\mathbb{X}_{-1}$ is simply

$$(A, B)(x, y) = (Ax, By).$$

In what follows, we will consider the identification of the boundary of \mathbb{X}_{-1} with $\mathbb{P}^1 \times \mathbb{P}^1$ given by S .

The product structure on $\partial\mathbb{X}_{-1}$ given by S is preserved by the isometries of \mathbb{X}_{-1} . This allows us to define a *conformal Lorentzian structure* (i.e. a *causal structure*) on $\partial\mathbb{X}_{-1}$. More precisely, we can define two foliations on $\partial\mathbb{X}_{-1}$. The left foliation is simply the image of the foliation with leaves

$$l_{[w]} = \{([x], [w]) | [x] \in \mathbb{P}^1\}$$

and a leaf of the right foliation is the image of

$$r_{[v]} = \{([v], [y]) | [y] \in \mathbb{P}^1\}.$$

Notice that left and right leaves are projective lines in \mathbb{P}^3 . Exactly one left and one right leaves pass through any given point. On the other hand, given right

leaf and left leaf meet each other at one point. Left translations preserve leaves of left foliation, whereas right translations preserve leaves of right foliation.

If we orient \mathbb{P}^1 as boundary of \mathbb{H}^2 , we have that leaves of right and left foliations are oriented. Thus if we take a point $p \in \partial\mathbb{X}_{-1}$, the tangent space $T_p\partial\mathbb{X}_{-1}$ is divided by the tangent vector of the foliations in four quadrants. By using orientation of leaves we can enumerate quadrants in the usual way. Thus we can consider the $1 + 1$ cone at p given by choosing the second and fourth quadrants. We make this choice because in this way the causal structure on $\partial\mathbb{X}_{-1}$ is the “limit” of the causal structure on \mathbb{X}_{-1} in the following sense.

Suppose A_n to be a sequence in \mathbb{X}_{-1} converging to $A \in \partial\mathbb{X}_{-1}$, and suppose $X_n \in T_{A_n}\mathbb{X}_{-1}$ to be a sequence of timelike vectors converging to $X \in T_A\partial\mathbb{X}_{-1}$, then X is non-spacelike with respect to the causal structure of the boundary.

Notice that oriented left (resp. right) leaves are homologous non-trivial simple cycles on $\partial\mathbb{X}_{-1}$, so they determines non-trivial elements of $H^1(\partial\mathbb{X}_{-1})$ that we denote by c_L and c_R .

Geodesic lines and planes Geodesics in \mathbb{X}_{-1} are obtained intersecting projective lines with \mathbb{X}_{-1} .

A geodesic is timelike if it is a projective line entirely contained in \mathbb{X}_{-1} ; its Lorentzian length is π . In this case it is a non-trivial loop in \mathbb{X}_{-1} (a core). Take $x \in \mathbb{X}_{-1}$ and $v \in T_x\mathbb{X}_{-1}$ a unit timelike vector. If \hat{x} is a pre-image of x in $\hat{\mathbb{X}}_{-1}$ and $\hat{v} \in T_{\hat{x}}\hat{\mathbb{X}}_{-1}$ is a pre-image of v , then we have

$$\exp_x tv = [\cos t\hat{x} + \sin t\hat{v}] .$$

A geodesic is null if it is contained in a projective line tangent to $\partial\mathbb{X}_{-1}$. Given $x \in \mathbb{X}_{-1}$, and a null vector $v \in T_x\mathbb{X}_{-1}$, if we take \hat{x} and \hat{v} as above we have

$$\exp_x tv = [\hat{x} + t\hat{v}] .$$

Finally, a geodesic is spacelike if it is contained in a projective line meeting $\partial\mathbb{X}_{-1}$ at two points; its length is infinite. Given $x \in \mathbb{X}_{-1}$ and a unit spacelike vector v at x , fixed \hat{x} and \hat{v} as above, we have

$$\exp_x tv = [\text{ch } t\hat{x} + \text{sh } t\hat{v}] .$$

Geodesics passing through the identity are 1-parameter subgroups. Elliptic subgroups correspond to timelike geodesics, parabolic subgroups correspond to null geodesics and hyperbolic subgroups are spacelike geodesics.

Totally geodesic planes are obtained intersecting projective planes with \mathbb{X}_{-1} .

If W is a subspace of dimension 3 of $M_2(\mathbb{R})$ and the restriction of η on it has signature (m_+, m_-) , then the projection P of W in \mathbb{P}^3 intersects $PSL(2, \mathbb{R})$ if and only if $m_- > 0$. In this case the signature of $P \cap \mathbb{X}_{-1}$ is $(m_+, m_- - 1)$. Since η restricted to P is a flat metric we obtain that

1. If $P \cap \mathbb{X}_{-1}$ is a Riemannian plane, then it is isometric to \mathbb{H}^2 .
2. If $P \cap \mathbb{X}_{-1}$ is a Lorentzian plane, then it is a Moebius band carrying a de Sitter metric.
3. If $P \cap \mathbb{X}_{-1}$ is a null plane, then P is tangent to $\partial\mathbb{X}_{-1}$.

In particular, since every spacelike plane cuts every timelike geodesics at one point, we obtain that spacelike planes are compression disks of \mathbb{X}_{-1} . The boundary of a spacelike plane is a spacelike curve in $\partial\mathbb{X}_{-1}$ and it is homologous to $c_L + c_R$.

Every Lorentzian plane is a Moebius band. Its boundary is homologous to $c_L - c_R$.

Every null plane is a pinched band. Its boundary is the union of one right and one left leaf.

Duality in \mathbb{X}_{-1} The form η induces a duality in \mathbb{P}^3 between points and planes, and between projective lines. Since the isometries of \mathbb{X}_{-1} are induced by linear maps of $M_2(\mathbb{R})$ preserving η , this duality is preserved by isometries of \mathbb{X}_{-1} .

If we take a point in \mathbb{X}_{-1} its dual projective planes defines a Riemannian plane in \mathbb{X}_{-1} and, conversely, Riemannian planes are contained in projective planes dual to points in \mathbb{X}_{-1} . Thus we have a bijective correspondence between points and Riemannian planes. Given a point $x \in \mathbb{X}_{-1}$, we denote by $P(x)$ its dual plane and, conversely, if P is a Riemannian plane, then $x(P)$ denote its dual point. If we take a point $x \in \mathbb{X}_{-1}$ and a timelike geodesic c starting at x and parametrized in Lorentzian arc-length we have that $c(\pi/2) \in P(x)$. Moreover, this intersection is orthogonal. Conversely, given a point y in $P(x)$, there exists a unique timelike geodesic passing through x and y and such a geodesic is orthogonal to $P(x)$. By using this characterization, we can see that the plane $P(Id)$ consists of those elliptic transformations of \mathbb{H}^2 that are the rotation by π at their fixed points. In this case an isometry between $P(Id)$ and \mathbb{H}^2 is simply obtained by associating to every $x \in P(Id)$ its fixed point in \mathbb{H}^2 . Moreover, such a map

$$I : P(Id) \rightarrow \mathbb{H}^2$$

is natural in the following sense. The isometry group of $P(Id)$ is the stabilizer of the identity, that we have seen to be the diagonal group $\Delta \subset PSL(2, \mathbb{R}) \times PSL(2, \mathbb{R})$. Then we have

$$I \circ (\gamma, \gamma) = \gamma \circ I.$$

The boundary of $P(Id)$ is the diagonal subset of $\partial\mathbb{X}_{-1} = \mathbb{P}^1 \times \mathbb{P}^1$ that is

$$\partial P(Id) = \{(x, x) \in \partial\mathbb{X}_{-1} | x \in \mathbb{P}^1\} .$$

The map I extends to $\overline{P}(Id)$, by sending the point $(x, x) \in \partial P(Id)$ on $x \in \mathbb{P}^1 = \partial\mathbb{H}^3$.

The dual point of a null plane P is a point $x(P)$ on the boundary $\partial\mathbb{X}_{-1}$. It is the intersection point of the left and right leaves contained in the boundary of that plane. Moreover, the plane is foliated by null-geodesics tangent to $\partial\mathbb{X}_{-1}$ at $x(P)$. Conversely, every point in the boundary is dual to the null-plane tangent to $\partial\mathbb{X}_{-1}$ at x .

Finally the dual line of a spacelike line l is a spacelike line l^* . Actually l^* is the intersection of all $P(x)$ for $x \in l$. l^* can be obtained by taking the intersection of null planes dual to the end-points of l . In particular, if x_- and x_+ are the end-points of l , then the end-points of l^* are obtained by intersecting the left leaf through x_- with the right leaf through x_+ , and the right leaf through x_- with the left leaf through x_+ , respectively.

There is a simple interpretation of the dual spacelike geodesic for a hyperbolic 1-parameter subgroup l . In this case l^* is contained in $P(Id)$ and is the inverse image through I of the axis fixed by l in \mathbb{H}^2 . Conversely, geodesics in $P(Id)$ correspond to hyperbolic 1-parameter subgroups.

Orientation and time-orientation of \mathbb{X}_{-1} In order to define a time-orientation it is enough to define a time orientation at Id . This is equivalent to fix an orientation on the elliptic 1-parameters subgroups. We know that such a subgroup Γ is the stabilizer of a point $p \in \mathbb{H}^2$. Then we stipulate that an infinitesimal generator X of Γ is future directed if it is a positive infinitesimal rotation around p .

A spacelike surface in a oriented and time-oriented spacetime is oriented by means of the rule: *first the normal future-directed vector field*. So, we choose the orientation on \mathbb{X}_{-1} that induces the orientation on $P(Id)$ that makes I an orientation-preserving isometry.

Clearly orientation and time-orientation on \mathbb{X}_{-1} induces orientation and a time-orientation on the boundary. With respect to these choice we have that left leaves are future-oriented whereas right leaves are past oriented.

If e_L and e_R are no-where vanishing vector fields on $\partial\mathbb{X}_{-1}$ respectively tangent to left and right foliations then the ordered pair $(e_R(x), e_L(x))$ for a positive basis of $T_x\partial\mathbb{X}_{-1}$ for every point $x \in \partial\mathbb{X}_{-1}$.

6.2 AdS Bending Cocycle

The original idea of bending a spacelike plane in \mathbb{X}_{-1} was already sketched in [23]. We go deeply in studying such a notion and we relate it to the bending

cocycle notion of Epstein and Marden.

Let us describe first a *rotation around a spacelike geodesic* l . By definition such a rotation is simply an isometry T which point-wise fixes l . Up to isometries l can be supposed lying on $P_0 = P(Id)$. We know that the dual geodesic l^* is a hyperbolic 1-parameter subgroup.

Lemma 6.1 *Let l be a geodesic contained in P_0 and l^* denote its dual line. For $x \in l^*$, the pair $(x, x^{-1}) \in PSL(2, \mathbb{R}) \times PSL(2, \mathbb{R})$ represents a rotation around l . The map*

$$R : l^* \ni x \mapsto (x, x^{-1}) \in PSL(2, \mathbb{R}) \times PSL(2, \mathbb{R})$$

is an isomorphism onto the subgroup of rotations around l .

Proof : First of all, let us show that the map

$$\mathbb{X}_{-1} \ni y \mapsto xyx \in \mathbb{X}_{-1}$$

fixes point-wise l (clearly l is invariant by this transformation because so is l^*). If c is the axis of x in \mathbb{H}^2 , we have seen that l is the set of rotations by π around points in c . Thus it is enough to show that if p is the fixed point of y then

$$xyx(p) = p .$$

If we orient c from the repulsive fixed point of x towards the attractive one, $x(p)$ is obtained by translating p along c in the positive direction, in such a way that $d(p, x(p))$ is the translation length of x . Since y is a rotation by π along p , we have that $yx(p)$ is obtained by translating p along c in negative direction, in such a way $d(p, yx(p)) = d(p, x(p))$. Thus we get $xyx(p) = p$.

Now R is clearly injective. On the other hand, it is not hard to see that the group of rotations around a geodesic has dimension at most 1 (for the differential of a rotation at $p \in l$ fixes the vector tangent to l at p). Thus R is surjective onto the set of rotations around l .

■

Corollary 6.2 *Rotations around a geodesic l act freely and transitively on the dual geodesic l^* . Such action induces an isomorphism between the set of rotations of l and the set of translations of l^* .*

Moreover, by duality, we have that rotations around l acts freely and transitively on the set of spacelike planes containing l . Thus, given two spacelike planes P_1, P_2 such that $l \subset P_i$, then there exists a unique rotation $T_{1,2}$ around l such that $T_{1,2}(P_1) = P_2$.

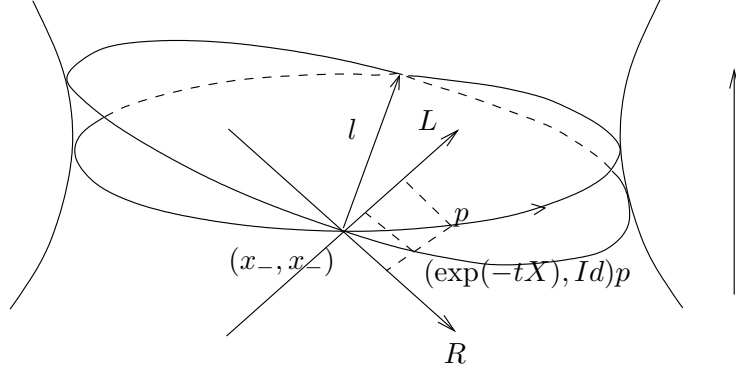


Figure 7: $(\exp(-tX), Id)$ rotates planes around l in the positive sense.

Given two spacelike planes P_1, P_2 meeting each other along a geodesic l , we know that the dual points $x_i = x(P_i)$ lie on the geodesic l^* dual to l . Then we define the *angle between P_1 and P_2* as the distance between x_1 and x_2 along l^* . Notice that:

The angle between two spacelike planes is a well-defined number in $(0, +\infty)$.

This is a difference with respect to the hyperbolic case, that shall have important consequences on the result of the bending procedure.

Corollary 6.3 *An isometry T of \mathbb{X}_{-1} is a rotation around a geodesic if and only if it is represented by a pair (x, y) such that x and y are hyperbolic transformations with the same translation length.*

Given two spacelike planes P_1, P_2 meeting along a geodesic l , let (x, y) be the rotation taking P_1 to P_2 . If τ is the translation length of x , then the angle between P_1 and P_2 is τ .

Proof : Suppose (x, y) to be a pair of hyperbolic transformations with the same translation length. Then there exists $z \in PSL(2, \mathbb{R})$ such that $zyz^{-1} = y^{-1}$. Hence $(1, z)$ conjugates (x, y) into (x, x^{-1}) . Thus (x, y) is the rotation along the geodesic $(1, z)^{-1}(l)$ where l is the axes of (x, x^{-1}) .

Conversely, if (x, y) is a rotation, it is conjugated to a transformation (z, z^{-1}) with z a hyperbolic element of $PSL(2, \mathbb{R})$. Thus we obtain that x and y are hyperbolic transformations with the same fixed points.

In order to make the last check, notice that, up to isometry, we can suppose $P_1 = P(Id)$. Thus, if (x, x^{-1}) is the isometry taking P_1 onto P_2 , then the dual points of P_1 and P_2 are Id and x^2 respectively. Now if d is the distance of x^2 from Id there exists a unitary spacelike element $X \in \mathfrak{sl}(2, \mathbb{R})$ such that

$$x^2 = \text{ch } dI + \text{sh } dX$$

Thus we obtain that $\text{tr}x^2 = 2\text{ch}d$. On the other hand we know that $\text{tr}x^2 = 2\text{ch}u/2$ where u is the translation length of x^2 . Since $u = 2\tau$ the conclusion follows. ■

If we orient a spacelike line l , there is a natural definition of positive rotation around l (depending only on the orientations of l and \mathbb{X}_{-1}). Thus, we can induce an orientation on the dual line l^* by requiring that positive rotations act by positive translations on l^* .

In particular, if we take an oriented geodesic l in $P(Id)$, and denote by X the infinitesimal generator of positive translations along l then it is not difficult to show that the positive rotations around l are of the form $(\exp(-tX), \exp(tX))$ for $t > 0$. Actually by looking at the action on the boundary we can easily deduce that both the maps $(\exp(-tX), Id)$ and $(Id, \exp(tX))$ rotate planes through l in the positive direction (see Fig. 7).

We can finally define the bending at a measured geodesic lamination. First, take a finite measured geodesic lamination λ of \mathbb{H}^2 . Take a pair of points $x, y \in \mathbb{H}^2$ and enumerate the geodesics in λ that cut the segment $[x, y]$ in the natural way l_1, \dots, l_n . Moreover, we can orient l_i as the boundary of the half-plane containing x . With a little abuse, denote by l_i also the geodesic in $P(Id)$ corresponding to l_i , then let $\beta(x, y)$ be the isometry of \mathbb{X}_{-1} obtained by composition of positive rotations around l_i of angle a_i equal to the weight of l_i . In particular, if X_i denote the unit positive generator of the hyperbolic transformations with axis equal to l_i , then we have

$$\begin{aligned} \beta_\lambda(x, y) &= (\beta_-(x, y), \beta_+(x, y)) \in PSL(2, \mathbb{R}) \times PSL(2, \mathbb{R}) \quad \text{where} \\ \beta_-(x, y) &= \exp(-a_1 X_1/2) \circ \exp(-a_2 X_2/2) \circ \dots \circ \exp(-a_n X_n/2) \\ \beta_+(x, y) &= \exp(a_1 X_1/2) \circ \exp(a_2 X_2/2) \circ \dots \circ \exp(a_n X_n/2) \end{aligned}$$

with the following possible modifications: a_1 is replaced by $a_1/2$ when x lies on l_1 and a_n is replaced by $a_n/2$ when y lies on l_n . The factor $1/2$ in definition of β_\pm arises because the length translation of $\exp tX$ is $2t$.

Notice that β_- and β_+ are the Epstein-Marden cocycles corresponding to the *real-valued* measured laminations $-\lambda$ and λ . Thus, we can define in general a *bending cocycle*

$$\beta_\lambda(x, y) = (\beta_-(x, y), \beta_+(x, y))$$

where β_- and β_+ are the Epstein-Marden cocycles associated to the real-valued measured geodesic laminations $-\lambda$ and λ .

Remark 6.4 We stress that the above $-\lambda$ is just obtained from $\lambda = (\mathcal{L}, \mu)$ by taking the *negative* “measure” $-\mu$. Although this is no longer a measured lamination in the sense of Section 2, the construction of [16] does apply. In

Section 7 (and in the Introduction) we have used the notation $-\lambda$ in a different context and with a different meaning.

The map β_λ verifies the following properties:

1. $\beta_\lambda(x, y) \circ \beta_\lambda(y, z) = \beta_\lambda(x, z)$ for every $x, y, z \in \mathbb{H}^2$ (this means that β_λ is a $PSL(2, \mathbb{R}) \times PSL(2, \mathbb{R})$ -valued cocycle);
2. $\beta_\lambda(x, x) = Id$;
3. β_λ is constant on the strata of the stratification determined by λ .
4. If $\lambda_n \rightarrow \lambda$ on a ε -neighbourhood of the segment $[x, y]$ and $x, y \notin L_W$, then $\beta_{\lambda_n}(x, y) \rightarrow \beta_\lambda(x, y)$.

Take a base point x_0 in $P(Id)$. The *bending map* of $P(Id)$ with base point x_0 is simply

$$\varphi_\lambda : P(Id) \ni x \mapsto \beta_\lambda(x_0, x)x.$$

Proposition 6.5 *The map φ_λ is an isometric C^0 -embedding of \mathbb{H}^2 into \mathbb{X}_{-1} . The closure of its image in $\overline{\mathbb{X}_{-1}}$ is a closed disk and its boundary is an achronal curve c_λ of $\partial\mathbb{X}_{-1}$. The convex hull K_λ of c_λ in \mathbb{X}_{-1} has two boundary components: the past and the future boundaries (resp. ∂_-K_λ and ∂_+K_λ). The map φ_λ is an isometry of \mathbb{H}^2 onto ∂_+K_λ .*

Proof : By using a sequence of standard approximations, we can show that φ_λ is a local isometrical embedding of \mathbb{H}^2 into \mathbb{X}_{-1} . Now, by a result proved in [23], a local isometrical embedding of a complete Riemannian surface into \mathbb{X}_{-1} is an isometrical embedding, and the closure of the image in $\overline{\mathbb{X}_{-1}}$ is homeomorphic to a closed disk with an achronal boundary contained in $\partial\mathbb{X}_{-1}$.

Denote by c_λ the boundary of the image of φ_λ . By Lemma 7.5 of [23], we know that there exists a plane P disjoint from c_λ . Thus, we can consider the convex hull K_λ of c_λ in $\mathbb{R}^3 = \mathbb{P}^3 - P$ (such a set does not depend on the choice of the plane P). Since c is achronal, it is not hard to see that K_λ is contained in \mathbb{X}_{-1} , and $\partial K_\lambda \cap \partial\mathbb{X}_{-1} = c_\lambda$. Actually K_λ is the convex hull of c_λ . We want to show that the image of φ_λ is ∂_+K . For a point $x \in \mathbb{H}^2$ denote by F_x the stratum through x . We have that $\varphi_\lambda(F_x) = \beta(x_0, x)I(F_x)$. Thus $\varphi_\lambda(F_x)$ is the convex hull of its boundary points. On the other hand, that points are on c_λ and so we have that $\varphi_\lambda(x)$ lie in K_λ .

Let P_x denote the plane $\beta(x_0, x)(P(Id))$ and Q_x denote the plane dual to $\beta_\lambda(x)$. Clearly P_x and Q_x are disjoint (in fact the dual point of Q_x lies in P_x). Thus $\mathbb{X}_{-1} - (P_x \cup Q_x)$ is the union of two cylinders $C_-(x), C_+(x)$. The closure of $C_-(x)$ has past boundary equal to Q_x , whereas the past boundary of $C_+(x)$

P_x . Now it is not hard to show that the image of φ_λ is contained in the closure of $C_-(x)$. Actually this is evident if λ is a finite lamination and the general statement follows by an usual approximation argument. It follows that c_λ is contained in $C_-(x)$ and so K_λ too. Since $\varphi_\lambda(x)$ is in the future boundary of $C_-(x)$, it follows that it is in the future boundary of K_λ . ■

Let $\mathcal{U} = \mathcal{U}_\lambda^0$ be the flat Lorentzian spacetime corresponding to λ , as in Section 3. Just as in the hyperbolic case we want to “lift” the bending cocycle β_λ to a continuous bending cocycle

$$\hat{\beta}_\lambda : \mathcal{U} \times \mathcal{U} \rightarrow PSL(2, \mathbb{R}) \times PSL(2, \mathbb{R}) .$$

The following lemma is an immediate consequence of Lemma 3.4.4 (Bunch of geodesics) of [16] applied to real-valued measured geodesic laminations.

Lemma 6.6 *For any compact set K in \mathbb{H}^2 and any $M > 0$, there exists a constant $C > 0$ with the following property. Let $\lambda = (\mathcal{L}, \mu)$ be a measured geodesic lamination of \mathbb{H}^2 such that $\mu^*(\mathcal{N}(K)) < M$. For every $x, y \in K$ and every geodesic line l of \mathcal{L} that cuts $[x, y]$, let X be the unit infinitesimal positive generator of hyperbolic group of axis l and m be the total mass of $[x, y]$. Then we have*

$$\|\beta_\lambda(x, y) - (\exp(mX), \exp(-mX))\| < C m d_{\mathbb{H}}(x, y).$$

(We consider on $PSL(2, \mathbb{R}) \times PSL(2, \mathbb{R})$ the product norm of the norm of $PSL(2, \mathbb{R})$.)

By using this lemma we can prove the analogous of Proposition 4.2. The proof is similar so we omit the details. ■

Proposition 6.7 *A determined construction produces a continuous cocycle*

$$\hat{\beta}_\lambda : \mathcal{U}(1) \times \mathcal{U}(1) \rightarrow PSL(2, \mathbb{R}) \times PSL(2, \mathbb{R})$$

such that

$$\hat{\beta}_\lambda(p, q) = \beta_\lambda(N(p), N(q))$$

for p, q such that $N(p)$ and $N(q)$ do not lie on L_W . Moreover, the map $\hat{\beta}_\lambda$ is locally Lipschitzian. For every compact subset K on $\mathcal{U}(1)$, the Lipschitz constant on K depends only on $N(K)$ and on the measure $\mu^*(\mathcal{N}(N(K)))$. ■

Finally we can extend the cocycle $\hat{\beta}$ on the whole \mathcal{U} by requiring that it is constant along the integral geodesics of the gradient of the cosmological time T . In particular, if we set $r(1, p) = r(p) + N(q) \in \mathcal{U}(1)$, then let us define

$$\hat{\beta}(p, q) = \hat{\beta}(r(1, p), r(1, q)).$$

Corollary 6.8 *The map*

$$\hat{\beta}_\lambda : \mathcal{U} \times \mathcal{U} \rightarrow PSL(2, \mathbb{R}) \times PSL(2, \mathbb{R})$$

is locally Lipschitzian (with respect to the Euclidean distance on \mathcal{U}). Moreover, the Lipschitz constant on $K \times K$ depends only on $N(K), \mu^(\mathcal{N}(N(K)))$ and the maximum and the minimum of T on K .*

If $\lambda_n \rightarrow \lambda$ on a ε -neighbourhood of a compact set H of \mathbb{H}^2 , then \hat{B}_{λ_n} converges uniformly to \hat{B}_λ on $U(H; a, b)$ (that is the set of points in \mathcal{U} sent by Gauss map on H and with cosmological time in the interval $[a, b]$).

■

6.3 The canonical AdS rescaling

In this section we define a map

$$\Delta_\lambda : \mathcal{U}_\lambda^0 \rightarrow \mathbb{X}_{-1}$$

such that the pull-back of the Anti de Sitter metric is a rescaling of the flat metric along the gradient of the cosmological time. A main difference with respect to the WR map of Section 4 shall be that the AdS developing map Δ_λ is always an *embedding* onto a determined convex domain \mathcal{P}_λ of \mathbb{X}_{-1} .

The AdS spacetime \mathcal{U}_λ^{-1} We know that the image of φ_λ is a spacelike C^0 -surface. We can consider its *domain of dependence* \mathcal{U}_λ^{-1} , that is the set of points such that every causal curve starting from them intersects the image of φ_λ .

It is possible to characterize \mathcal{U}_λ^{-1} in a quite easy way:

\mathcal{U}_λ^{-1} is the set of points x such that the boundary of the dual plane $P(x)$ does not intersect c_λ .

It is not hard to see that \mathcal{U}_λ^{-1} is a convex set.

Clearly $\partial_+ K_\lambda$ is contained in \mathcal{U}_λ^{-1} . On the other hand, it is not difficult to show that $\partial_- K_\lambda$ is contained in the closure of \mathcal{U}_λ^{-1} , and a point $x \in \partial_- K_\lambda$ does not lie in \mathcal{U}_λ^{-1} if and only if there is a null support plane of K_λ at x . Since both the boundaries of K_λ are contained in the closure of \mathcal{U}_λ^{-1} , we have that K_λ is contained too.

For a point $x \in \partial K_\lambda$, the dual plane $P(x)$ is disjoint from \mathcal{U}_λ^{-1} . It follows that \mathcal{U}_λ^{-1} does not contain any closed timelike curve. Thus, each component of ∂K_λ is a Cauchy surface, and \mathcal{U}_λ^{-1} is globally hyperbolic.

On the other hand, if we take a support plane for ∂K_λ at x , its dual point is on the boundary of \mathcal{U}_λ^{-1} .

The past-side of \mathcal{U}_λ^{-1} Let us define \mathcal{P}_λ to be the past of the surface $\partial_+ K_\lambda = \varphi_\lambda(\mathbb{H}^2)$ in \mathcal{U}_λ^{-1} .

Take a point $p \in \mathcal{P}_\lambda$ and let $\mathcal{G}^+(p)$ be the set of points related to p by a future-pointing non-spacelike geodesic of length less than $\pi/2$. For every point $q \in \mathcal{G}^+(p)$, there exists a unique timelike geodesic contained in $\mathcal{G}^+(p)$ joining p to q . We define $\tau(q)$ the length of such a segment. It is not hard to show that τ is a strictly concave function, so its level surfaces are convex from the past. Since $p \in \mathcal{P}_\lambda$, we have that $\mathcal{G}^+(p) \cap \partial_+ K_\lambda$ is a compact disk. So there exists a maximum of τ restricted to such a disk. Since $\partial_+ K_\lambda$ is convex from the past, such a point is unique, and we denote it by $\rho_+(p)$. The plane orthogonal to the segment $[p, \rho_+(p)]$ at $\rho_+(p)$ is a support plane for K_λ at $\rho_+(p)$. In fact this property characterizes the point $\rho_+(p)$. We denote by $\rho_-(p)$ the dual point of that plane. We have that p lies on the future-pointing timelike segment joining $\rho_-(p)$ to $\rho_+(p)$.

There is a foliation of \mathcal{P}_λ by timelike geodesics: for every p consider the geodesic $[\rho_-(p), \rho_+(p)]$. Thus we can define the function τ on \mathcal{P}_λ by setting $\tau(p)$ as the proper time of the segment $[\rho_-(p), p]$. By direct computation, it follows that τ is a C^1 -submersion of \mathcal{P}_λ taking values on $(0, \pi/2)$, and the level surfaces are spacelike surfaces orthogonal to the geodesic foliation (that is obtained by taking the integral line of the gradient of τ). Moreover, the map $\rho_+ : \mathcal{P}_\lambda(\tau = k) \rightarrow \partial_+ K_\lambda$ is Lipschitzian and proper. In particular, the level surfaces are complete so that c_λ is the boundary of all of them.

The AdS developing map Δ_λ The idea is to find a diffeomorphism from \mathcal{U}_λ^0 to \mathcal{P}_λ which sends the integral lines of the gradient of the cosmological time onto integral lines of the gradient of τ , and level surfaces of the cosmological time onto τ -level surfaces.

For every $p \in \mathcal{U}_\lambda^0$, we define $x_-(p)$ as the dual point of the plane $\hat{\beta}_\lambda(p_0, p)(P(Id))$, and $x_+(p) = \hat{\beta}_\lambda(p_0, p)(N(p))$. Thus let us choose representatives $\hat{x}_-(p)$ and $\hat{x}_+(p)$ in $SL(2, \mathbb{R})$ such that $\hat{x}_+(p)$, the geodesic segment between $\hat{x}_-(p)$ and $\hat{x}_+(p)$, is future directed. Let us set

$$\Delta_\lambda(p) = [\cos \tau(p)\hat{x}_-(p) + \sin \tau(p)\hat{x}_+(p)]$$

where $\tau(p) = \arctan T(p)$.

Theorem 6.9 *The map*

$$\Delta_\lambda : \mathcal{U}_\lambda^0 \rightarrow \mathbb{X}_{-1}$$

is a C^1 -diffeomorphism onto \mathcal{P}_λ . Moreover, the pull-back of the Anti de Sitter metric is equal to the rescaling of the flat Lorentzian metric, directed by the gradient of the cosmological time T , with rescaling functions:

$$\alpha = \frac{1}{(1 + T^2)^2}, \quad \beta = \frac{1}{1 + T^2}.$$

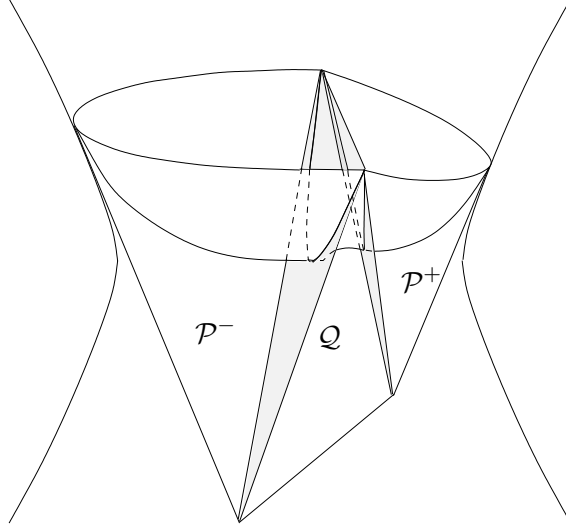


Figure 8: The domain \mathcal{P} with its decomposition. Also the surface $\mathcal{P}(a)$ is shown.

Proof: Clearly Δ_λ is continuous and takes values on \mathcal{P}_λ . Now, for a point $x \in \mathcal{P}_\lambda$, let us set $\rho_+(x)$ and $\rho_-(x)$ as above. We know that there exists $y \in \mathbb{H}^2$ such that $\beta(x_0, y)I(y) = \rho_+(x)$. If y does not lie on L_W , then there exists a unique support plane at $\rho_+(x)$ equal to $\beta(x_0, y)(\mathbb{H}^2)$, and $\rho_-(x)$ is its dual point. Moreover, $N^{-1}(y)$ is a single geodesic c in \mathcal{U}_λ^0 . The image of c through Δ_λ is the geodesic segment between $\rho_-(x)$ and $\rho_+(x)$.

Suppose that $\rho_+(x) \in L_W$. Then there exists a unique point $p \in \mathcal{U}_\lambda^0(1)$ such that $\hat{\beta}(p_0, p)(\mathbb{H}^2)$ is the plane dual to $\rho_-(x)$. Thus, if c denote the integral line of the gradient of T , the image $\Delta_\lambda(c)$ is the geodesic between $\rho_-(x)$ and $\rho_+(x)$. Finally, we have that Δ_λ is surjective. An analogous argument shows that it is injective.

In order to conclude the proof it is sufficient to analyze the map Δ_λ in the case when λ is a single weighted geodesic. In fact, if we prove the statements of the theorem in that case, then the same result will be proved when λ is a finite lamination. Finally, by using standard approximations, we can achieve the proof of the theorem.

Let us set $\lambda = (l_0, a_0)$ and choose a base point $x_0 \in \mathbb{H}^2 - l_0$. The surface $\partial_+ K_\lambda$ is simply the union of two half-planes P_- and P_+ meeting each other along a geodesic (that, with a little abuse of notation, we will denote by l_0). We can suppose x_0 to be in P_- , and l_0 oriented as the boundary of P_- . Let u_\pm denote the dual points of the planes containing P_\pm . Then the image of the map ρ_- is the segment on l_0^* with end-points u_- and u_+ . For $x \in \mathcal{P} = \mathcal{P}_{\lambda_0}$, let $\tau(x)$ denote the Lorentzian length of the segment $[\rho_-(x), x]$. It is not difficult to see that τ is a $(0, \pi/2)$ -valued C^1 -submersion and the gradient of τ at x is a past

pointing unit timelike vector tangent to the segment $[\rho_-(p), \rho_+(p)]$. Denote by $\mathcal{P}(a)$ the level surface $\tau^{-1}(a)$. It is a spacelike Cauchy surface. We can consider the decomposition of $\mathcal{P}(a)$ given by

$$\begin{aligned}\mathcal{P}^-(a) &= \mathcal{P}(a) \cap \overline{\rho_+^{-1}(\text{int}P_-)} , \\ \mathcal{Q}(a) &= \mathcal{P}(a) \cap \rho_+^{-1}(l_0) , \\ \mathcal{P}^+(a) &= \mathcal{P}(a) \cap \overline{\rho_+^{-1}(\text{int}P_+)} .\end{aligned}$$

It is not hard to show that the map ρ_+ restricted to $\mathcal{P}^\pm(a)$ is a dilation of a factor $(\cos a)^{-1}$, whereas the map

$$\mathcal{Q}(a) \ni x \mapsto (\rho_-(x), \rho_+(x)) \in [u_-, u_+] \times l_0$$

sends the metric on $\mathcal{Q}(a)$ onto the metric

$$(\sin a)^2 du + (\cos a)^2 dt$$

where u and t are the natural parameters on $[u_-, u_+]$ and l_0 .

Denote by δ_a the intrinsic distance on the surface $\mathcal{P}(a)$, and by l_a the boundary of $\mathcal{P}^-(a)$. For every point $x \in \mathcal{P}(a)$, denote by $\pi(x)$ the point on l_a that realizes the distance of l_a from x . Let us fix a point $y_0 \in l_0$, and denote by y_a the point on l_a such that $\rho_+(y_a) = y_0$. Then consider the functions

$$\begin{aligned}\sigma(x) &= \varepsilon(x) \delta_{\tau(x)}(x, l_{\tau(x)}) / \sin(\tau(x)) \\ \xi(x) &= \varepsilon(x) \delta_{\tau(x)}(\pi(x), y_{\tau(x)}) / \sin(\tau(x))\end{aligned}$$

where $\varepsilon(x) = -1$ if $x \in \mathcal{P}^-$ and $\varepsilon(x) = 1$ otherwise. The set of functions (τ, σ, ξ) furnishes C^1 -coordinates on \mathcal{P} . Actually it v_0 denote the tangent vector at y_0 of l_0 then it is not hard to see that the induced parametrization is given by formula

$$(\tau, \sigma, \xi) \mapsto \begin{cases} \sin t (\text{ch } \xi (\text{ch } \sigma y_0 + \text{sh } \sigma v_0) + \text{sh } \xi X) + \cos t Id & \text{if } \xi < 0 ; \\ \sin t (\text{ch } \sigma y_0 + \text{sh } \sigma v_0) + \cos t \exp(\xi \tan t X) & \text{if } \xi \in [0, \alpha_0 / \tan t] ; \\ \sin t (\text{ch } \xi (\text{ch } \sigma y_0 + \text{sh } \sigma v_0)) + \cos t \exp(-\alpha_0 X / 2) X + \exp(-\alpha_0 X_0) & \text{otherwise .} \end{cases}$$

By using these coordinates on \mathcal{P} , and coordinates (T, u, ζ) on \mathcal{U}_0 , we have

$$\begin{aligned}\tau(\Delta_0(T, u, \zeta)) &= \arctan(T) \\ \sigma(\Delta_0(T, u, \zeta)) &= u \\ \xi(\Delta_0(T, u, \zeta)) &= \zeta.\end{aligned}$$

Then, by direct computation in these coordinates, it is not hard to obtain that the pull-back on \mathcal{U}_λ^0 of the Anti de Sitter metric is the rescaling of the flat metric, directed by the gradient of T , with rescaling functions

$$\alpha = \frac{1}{(1+T^2)^2}, \quad \beta = \frac{1}{(1+T^2)} .$$

With a bit abuse of notation, we denote by \mathcal{P}_λ also the domain \mathcal{U}_λ^0 endowed with the Anti de Sitter metric induced by Δ_λ . We know that \mathcal{P}_λ is globally hyperbolic and the level surfaces $\mathcal{U}_\lambda^0(a) = \mathcal{P}_\lambda(\tau = \arctan a)$ are Cauchy surfaces. By using the argument of Proposition 5.4 we can easily compute the cosmological time on \mathcal{P}_λ . ■

Corollary 6.10 *The function*

$$\tau = \arctan(T)$$

is the cosmological time on \mathcal{P}_λ . The initial singularities of \mathcal{U}_λ^0 and \mathcal{P}_λ coincide. ■

WR: AdS towards hyperbolic geometry By composing Δ^{-1} with the WR constructed in Section 4, we obtain a WR defined on $\mathcal{U}_\lambda^{-1}(] \pi/4, \pi/2[) \subset \mathcal{P}_\lambda$, directed by the gradient of the cosmological time τ . Moreover, this WR extends continuously to the closure of $\mathcal{U}_\lambda^{-1}(] \pi/4, \pi/2[)$, producing a local homeomorphism onto the completion \overline{M}_λ of the hyperbolic manifold M_λ . In particular, this gives us a local isometry of the surface $\partial_+ K_\lambda$ onto the hyperbolic boundary of \overline{M}_λ , which preserves the respective bending loci.

6.4 AdS $\mathcal{ML}(\mathbb{H}^2)$ - spacetimes

Recall that the flat $\mathcal{ML}(\mathbb{H}^2)$ -spacetimes \mathcal{U}_λ^0 are characterized as the flat regular domains in \mathbb{X}_0 with surjective Gauss map (Section 3). In this section we want to characterize the Anti de Sitter spacetimes \mathcal{U}_λ^{-1} , arising by performing the above canonical rescaling $\mathcal{U}_\lambda^0 \rightarrow \mathcal{P}_\lambda \subset \mathcal{U}_\lambda^{-1}$.

Take a globally hyperbolic Anti de Sitter spacetime M with a *complete* spacelike Cauchy surface S , and suppose S to be simply connected. Then the restriction to S of a developing map d of M is an embedding onto a spacelike surface of \mathbb{X}_{-1} , and its closure in $\overline{\mathbb{X}}_{-1}$ topologically is a closed disk. In particular, its boundary, say c , is a achronal curve on the boundary of \mathbb{X}_{-1} . Denote by $\hat{M} \subset \mathbb{X}_{-1}$ the domain of dependence of $d(S)$. It is not hard to see that $d(M)$ is contained in \hat{M} . Moreover, by an argument of Choquet-Bruhat and Geroch (see [18] cap.7) we have that d is an embedding of M into \hat{M} . Thus \hat{M} is a maximal globally hyperbolic spacetime. Notice that $\overline{\hat{M}} \cap \partial \mathbb{X}_{-1} = c$. Moreover, \hat{M} is determined by c . In fact a point $x \in \mathbb{X}_{-1}$ lies in \hat{M} if and only if the boundary of its dual plane does not intersect c .

Take now a no-where timelike curve c in the boundary of \mathbb{X}_{-1} and denote \hat{M} the maximal globally hyperbolic spacetime determined by c as above. Denote by

K the convex hull of c in \mathbb{X}_{-1} . For every point in the interior of K , its dual plane does not intersect c . Thus the interior of K is contained in \hat{M} . This is called the *convex core* of the AdS spacetime \hat{M} . The boundary of K in \mathbb{X}_{-1} has two connected components, the *past boundary* ∂_-K and the *future boundary* ∂_+K . The past of the future boundary of K in \hat{M} is called the *past side* of \hat{M} .

In general ∂_+K is an achronal surface. We say that it is spacelike if every support plane of K touching ∂_+K is spacelike. In this case we have that there exists an intrinsic distance defined on ∂_+K . In fact, since ∂_+K is the boundary of a convex set, then given $x, y \in \partial_+K$, there exists a Lipschitzian path c joining x to y (Lipschitzian with respect to the Euclidean distance on \mathbb{X}_{-1}). Moreover, the speed of c at t is defined for almost all t and lies on a support plane of ∂_+K at $c(t)$ (so it is a spacelike vector). We can define the length of c , and by consequence an intrinsic distance on ∂_+K , by setting $\delta(x, y)$ the infimum of the Lipschitzian path joining x to y . By using that ∂_+K is spacelike, it is not difficult to see that δ is locally equivalent to the Euclidean distance.

We can finally state the characterization of $\mathcal{ML}(\mathbb{H}^2)$ - AdS spacetimes.

Theorem 6.11 *The canonical rescaling (Theorem 6.9) produces a bijection $\mathcal{U}_\lambda^0 \leftrightarrow \mathcal{U}_\lambda^{-1}$ between the isometry classes of maximal globally hyperbolic flat spacetimes with surjective Gauss map and the isometry classes of maximal globally hyperbolic Anti de Sitter spacetimes with complete spacelike future convex-core boundary.*

The theorem will follow from the following proposition

Proposition 6.12 *If ∂_+K is spacelike then it is locally C^0 -isometric to \mathbb{H}^2 . If it is a spacelike complete surface, then there exists a measured geodesic lamination λ on \mathbb{H}^2 such that ∂_+K is the image of φ_λ .*

Proof : Take a point $x \in \partial_+K$. We want to define a sequence S_n of spacelike surfaces obtained by bending a spacelike plane P along a finite number of geodesics “converging” to ∂_+K near x . Take a plane Q that does not intersect the boundary curve c and let \mathbb{R}^3 be identified to $\mathbb{P}^3 - Q$. Consider a countable dense subset $\{x_n\}$ in ∂_+K with $x_1 = x$ and, for every n , choose a support plane P_n touching ∂_+K at x_n . Then, let K_n the convex set obtained by intersecting the past of the planes P_1, \dots, P_n in $\mathbb{X}_{-1} \cap \mathbb{R}^3$. In general, its future boundary C_n is not a pleated surface (it may contain vertices). However, take its boundary curve c_n and consider the future boundary S_n of its convex hull. It is not difficult to show that S_n is a finite pleated surface. Notice that S_n is contained in the intersection of the past of C_n and the future of ∂_+K . In particular, S_n converges to ∂_+K in a neighbourhood of x .

Every compact neighbourhood of x in \overline{P} is contained in the past side of the domain of dependence of S_n , for n sufficiently large. Denote by ρ_n the future retraction on S_n . We have that S_n is isometric to \mathbb{H}^2 and we can choose the

isometry I_n so that $I_n \circ \rho_n(x)$ is a fixed point of \mathbb{H}^2 (that does not depend on n). We claim that $I_n \circ \rho_n$ converges to a local isometry of ∂_+K to \mathbb{H}^2 . Denote by θ_n the cosmological time of the past side \mathcal{P}_n of the domain of dependence of S_n , and by θ_∞ the cosmological time of the the past side \mathcal{P} of the domain of dependence of ∂_+K . For every compact set H in $\mathcal{P} \cup \partial_+K$ there exists a constant n such that $H \subset \mathcal{P}_n \cup S_n$. Moreover, θ_n converges to θ_∞ in $C^0(H) \cap C^1(H \cap \mathcal{P})$. By using this fact we can prove that there exists a constant C such that $I_n \circ \rho_n$'s are C -Lipschitz on $H \cap \partial_+K$. Thus they converge to a map J_∞ . The same argument shows that J_∞ preserves the length of Lipschitzian paths. Thus it is a local isometry.

If ∂_+K is complete, then the map J_∞ is an isometry. Moreover, the bending locus on ∂_+K produces a geodesic lamination \mathcal{L} on \mathbb{H}^2 . If \mathcal{L}_n denote the geodesic lamination obtained pushing-forward the bending locus of S_n , we can equip \mathcal{L}_n with a measure μ_n defining the weight of l to be the bending angle of the corresponding geodesic on S_n . If c is a geodesic arc transverse to \mathcal{L} it is not hard to see that it will be transverse to \mathcal{L}_n , for n sufficiently large. We want to show that $\lambda_n = (\mathcal{L}_n, \mu_n)$ tends to a lamination $\lambda = (\mathcal{L}, \mu)$. The construction of the measure μ is obtained in a way similar to the one used in [16] for the boundary of the convex hull of a topological circle at infinity in the hyperbolic space.

Let us take a path c on ∂_+K transverse to the bending locus. Up to subdivision, c can be supposed intersecting every bending line at most once. Take a dense set of points $\{x_n\}$ on c and choose for every point, a support plane P_n . Notice that $P_i \cap P_j$ is either empty or a geodesic line. If P_k meets $P_i \cap P_j$, then $P_k \cap P_i = P_i \cap P_j = P_k \cap P_j$. Thus the future boundary S_n of the convex set obtained intersecting the past of P_i in \mathbb{X}_{-1} for $i = 1, \dots, n$ is a finite bent surface. Define α_n to be the sum of the bending angles along all the bending lines of S_n . *We claim that α_n converges to α_∞ and this number does not depend on choices we made.* Assuming this last claim, then we can define the total mass of c as α_∞ . In this way a measure transverse to the bending locus is defined on ∂_+K . Pushing forward this measure, we obtain a measured geodesic lamination λ of \mathbb{H}^2 . Since α_∞ does not depend on the sequence of P_i the measure λ is the limit of λ_k . We see that the inverse of the isometry J_∞ is φ_λ (up to post-composition with an element of $PSL(2, \mathbb{R}) \times PSL(2, \mathbb{R})$).

Just as in the hyperbolic case, the claim follows from the following Lemma that is the strictly analogous of Lemma 1.10.1 (Three planes) of [16].

Lemma 6.13 *Let P_1, P_2, P_3 be three spacelike planes in \mathbb{X}_{-1} without a common point of intersection, such that any two intersect transversely. Suppose that there exists a spacelike plane between P_2 and P_3 that does not intersect P_1 . Then the sum of the angles between P_1 and P_2 and P_1 and P_3 is less than the angle between P_2 and P_3 .*

Assuming the lemma, the claim follows immediately. In fact the sequence of

bending angles (α_n) is decreasing, so it admits limit. Clearly the limit does not depend on the choice of planes (otherwise we should be able to construct another sequence that does not admit limit).

It remains to prove the lemma.

Proof of Lemma 6.13: Denote by x_i the dual point of P_i . The hypothesis implies that segment between x_i and x_j is spacelike, but the plane containing x_1, x_2 and x_3 is Lorentzian. The existence of a plane between P_2 and P_3 implies that every timelike geodesic starting at x_1 meets the segment $[x_2, x_3]$. Thus there exists a point $u \in [x_2, x_3]$ and a unit timelike vector $v \in T_u\mathbb{X}_{-1}$ orthogonal to $[x_2, x_3]$, such that $x_1 = \exp_u(tv)$. Choose a lift of $[x_2, x_3]$, say $[\hat{x}_2, \hat{x}_3]$, on $\tilde{\mathbb{X}}_{-1}$ and denote by \hat{u} the lift of u on that segment. Denote by l_1 (resp. l_2, l_3) the length of the segment $[x_2, x_3]$ (resp. $[x_1, x_3], [x_1, x_2]$). We have that

$$\text{ch } l_i = | \langle \hat{x}_j, \hat{x}_k \rangle |$$

where $\{i, j, k\} = \{1, 2, 3\}$. Now we have that $\hat{x}_1 = \cos t \hat{u} + \sin t \hat{v}$ so that

$$| \langle \hat{x}_1, \hat{x}_i \rangle | = \cos t | \langle \hat{u}, \hat{x}_i \rangle |. \text{ Hence}$$

$$\text{ch } l_2 + \text{ch } l_3 < \text{ch } l'_2 + \text{ch } l'_3$$

where l'_2 and l'_3 are the length of $[x_2, u]$ and $[x_3, u]$. Finally we have $l_2 + l_3 < l'_2 + l'_3 = l_1$. ■

The proof of the proposition is now complete. ■

6.5 Γ -invariant rescaling

Assume that $\lambda \in \mathcal{ML}(\mathbb{H}^2)$ is invariant by the action of a group $\Gamma < PSL(2, \mathbb{R})$ acting freely and properly discontinuously on \mathbb{H}^2 . That is, λ is the pull-back of a measured geodesic lamination on the hyperbolic surface $F = \mathbb{H}^2/\Gamma$. Denote by $\beta = (\beta_-, \beta_+)$ the $PSL(2, \mathbb{R}) \times PSL(2, \mathbb{R})$ -cocycle associated to λ . The cocycles β_- and β_+ can be used to construct representations of Γ into $PSL(2, \mathbb{R})$. In fact, if we choose a base point $x_0 \in \mathbb{H}^2$, we can define

$$\rho_-(\gamma) = \beta_-(x_0, \gamma x_0) \circ \gamma, \quad \rho_+(\gamma) = \beta_+(x_0, \gamma x_0) \circ \gamma.$$

By using the bending rule it is quite easy to check that ρ_- and ρ_+ are representations, and that the respective conjugacy classes do not depend on the choice of the base point. If we consider the product representation $\rho = (\rho_-, \rho_+)$ taking values into $PSL(2, \mathbb{R}) \times PSL(2, \mathbb{R})$, then the bending map φ_λ is clearly ρ -equivariant (the same base point is used to define both the bending map and the representation ρ).

It follows that the domain \mathcal{U}_λ^{-1} is preserved by the action of Γ on \mathbb{X}_{-1} induced by ρ . Moreover, as the image of φ_λ is a Cauchy surface of \mathcal{U}_λ^{-1} , the action of Γ on that domain is proper and free and the quotient is a maximal globally hyperbolic spacetime homeomorphic to $F \times \mathbb{R}$.

Remind that a representation f_λ of Γ into the isometry group of Minkowski space \mathbb{X}_0 is defined in Section 3, in such a way that the domain \mathcal{U}_λ^0 is invariant by f_λ . Notice that by construction the rescaling developing map

$$\Delta_\lambda : \mathcal{U}_\lambda^0 \rightarrow \mathbb{X}_{-1}$$

satisfies the following condition

$$\Delta_\lambda \circ f_\lambda(\gamma) = \rho(\gamma) \circ \Delta_\lambda .$$

In particular, the rescaling on $\mathcal{U}_\lambda^0/f_\lambda(\Gamma)$, directed by the gradient of the cosmological time T , with rescaling functions

$$\alpha = \frac{1}{(1 + T^2)^2} , \quad \beta = \frac{1}{1 + T^2}$$

makes it isometric to the past side of $\mathcal{U}_\lambda^{-1}/\rho(\Gamma)$.

6.6 Earthquakes and AdS bending

In this section we want to study more closely the boundary curve c_λ that determines a given AdS $\mathcal{ML}(\mathbb{H}^2)$ -spacetime.

Mess discovered in [23] a deep relationship between the classification of AdS globally hyperbolic spacetimes with compact Cauchy surfaces and Thurston's *Earthquakes Theorem* [29], that we are going to summarize.

Remind first, with the notations of the present paper, that $\lambda \in \mathcal{ML}(\mathbb{H}^2)$ produces a *left earthquake* (having λ as shearing lamination) if the map

$$\mathcal{E} : \mathbb{H}^2 \ni x \mapsto \beta_+(x_0, x)x \in \mathbb{H}^2$$

is bijective, and, in this case, there exists a unique continuous extension on $S_\infty^1 = \partial\mathbb{H}^2$ that is a homeomorphism. Similarly for the *right earthquake*.

Assume now that λ is invariant under the action of a cocompact Fuchsian group Γ . Then:

(1) Representations ρ_- and ρ_+ introduced in the above Section are cocompact Fuchsian representations of the same genus of Γ . Moreover, all ordered pairs (ρ_-, ρ_+) of cocompact Fuchsian representations of a given genus $g \geq 2$ arise in this way ([23]). It is well known that there is an orientation preserving homeomorphism of $\overline{\mathbb{H}^2} = \mathbb{H}^2 \cup S_\infty^1$ which conjugates the action of ρ_- on $\overline{\mathbb{H}^2}$ with the one of ρ_+ . Let us denote by u its restriction to S_∞^1 .

(2) Thurston proved [29] that there exists a unique ρ_- -invariant $\lambda' \in \mathcal{ML}(\mathbb{H}^2)$ such that ρ_+ is given by the left earthquake produced by λ' , and this last continuously extends to S_∞^1 by u .

(3) In [23], it is proved that λ is the image of $\lambda'/2 = (\mathcal{L}', \mu'/2)$ via the left earthquake produced by $\lambda'/2$, and the boundary curve c_λ coincides with the graph of u . Similar results hold for the unique right earthquake from ρ_+ to ρ_- . This implies, in particular that λ itself generates both left and right earthquakes, but this is not a surprise in this case as it is a fact that any cocompact Γ -invariant lamination produces earthquakes.

Similar facts hold, for instance, when Γ is not necessarily cocompact, but λ is the pull-back of a measured geodesic lamination on $F = \mathbb{H}^2/\Gamma$ with *compact support*.

One might wonder the generalization of the above results to the full range of application of Thurston's Earthquake theorem, i.e. considering arbitrary orientation preserving homeomorphisms of \mathbb{H}^2 that continuously extend by homeomorphisms, u say, of the boundary S_∞^1 , as in the above point (1).

We are going to see that this *not* exactly the case.

First we characterize the spacetimes \mathcal{U}_λ^{-1} such that the corresponding curve at infinity c_λ is the graph of a homeomorphism (recovering in particular the cocompact case): this happens iff λ produces earthquakes. In general, c_λ is just an achronal curve (see also the examples in Section 8).

Later we will show examples of homeomorphism u of S^1 , such that their graphs are *not* c_λ for any \mathcal{U}_λ^{-1} (that is such a graph is associated to AdS spacetimes of more general type). In other words, we show a lamination λ' that produces a left earthquake, but such that $\lambda'/2$ does *not*.

Theorem 6.14 *Let $\lambda \in \mathcal{ML}(\mathbb{H}^2)$. Then the following are equivalent statements:*

1. *The curve c_λ is the graph of a homeomorphism of S_∞^1 .*
2. *Both left and right earthquakes with shearing locus equal to λ are well-defined.*

Proof : If λ is a finite lamination and \mathcal{E}_L and \mathcal{E}_R denote the left and right earthquake along λ , it is not hard to see that

$$c_\lambda = \{(\mathcal{E}_R(x), \mathcal{E}_L(x)) | x \in S^1\}.$$

In particular, if λ' is the image of λ through \mathcal{E}_R , we have that c_λ is the graph of a left-earthquake with shearing lamination equal to $2\lambda'$.

Suppose now that left and right earthquakes along λ are well defined. Let $\Delta \subset S_\infty^1$ denote the set of points that are in the boundary of some piece of λ . Then it is easy to see that the set

$$\{(\mathcal{E}_R(x), \mathcal{E}_L(x)) | x \in \Delta\}$$

is contained in c_λ . On the other hand, the closure of this set is

$$C = \{(\mathcal{E}_R(x), \mathcal{E}_L(x)) | x \in S_\infty^1\}$$

that is the graph of a homeomorphism of S_∞^1 . We can deduce that $c_\lambda = C$ and one implication is proved.

Suppose now c_λ to be the graph of a homeomorphism u . There exists a left earthquake \mathcal{E} along λ' such that $\mathcal{E}|_{S^1} = u$. On the other hand we can approximate \mathcal{E} by a sequence of left simple earthquakes \mathcal{E}_n with shearing lamination equal to λ'_n . Denote by λ_n the image of the lamination $\lambda'_n/2$ by a left earthquake with shearing lamination equal to $\lambda'_n/2$.

We know that the future boundary of the convex hull K_n of c_n is obtained by bending \mathbb{H}^2 along λ_n . It is not hard to see that $u_n = \mathcal{E}_n|_{S^1}$ converges to u at least on a dense subset given by points in the boundary of pieces of λ' . Thus if c_n denote the graph of u_n we have that c_n converges to c_λ in the Hausdorff topology of $\overline{\mathbb{X}}_{-1}$. Thus K_n converges to K_λ in the Hausdorff topology. It follows that λ_n converges to λ . Since λ_n is a convergent sequence, it follows that $\lambda'/2$ gives rise to a left earthquake and the image of $\lambda'/2$ is λ . Thus λ gives rise to a right earthquake. Moreover, since a left earthquake along λ' is defined, we have that the left earthquake along λ exists. ■

Corollary 6.15 *If c_λ is the graph of a homeomorphism, then*

$$c_\lambda = \{(\mathcal{E}_R(x), \mathcal{E}_L(x)) | x \in S_\infty^1\}.$$
■

Example 6.16 We will make an example of a homeomorphism u of S_∞^1 such that the future boundary of the convex core of its graph c is not a complete surface. In this way we will show an example of a homeomorphism such that its domain of dependence is not \mathcal{U}_λ^{-1} for any $\lambda \in \mathcal{ML}(\mathbb{H}^2)$.

Take a geodesic ray r in \mathbb{H}^2 starting from x_∞ and denote by x_n the point on the ray such that $d_{\mathbb{H}}(x_\infty, x_n) = 1/n$. Let l_n (resp. l_∞) be the geodesic through x_n (resp. x_∞) orthogonal to r and P_n be the half-plane bounded by l_n that does not contain x_∞ . Finally let P be the half-plane bounded by l_∞ containing all P_n 's. Orient l_n as boundary of P_n and denote by X_n the generator of the positive translation along l_n . Finally fix a point $x_0 \in P_1$. For every $x \in P$ the geodesic ray between x_0 and x meets only a finite number of l_i , say l_1, \dots, l_n . Then define

$$\begin{aligned} \beta_\pm(x) &= \exp(\pm X_1) \circ \exp(\pm X_2) \circ \dots \circ \exp(\pm X_n) \\ \mathcal{E}_\pm(x) &= \beta_\pm(x)x . \end{aligned}$$

It is not hard to see that \mathcal{E}_\pm are injective functions that extend in a natural way to functions $\partial_\infty P \rightarrow S_\infty^1$. Moreover even if \mathcal{E}_\pm are not continuous their

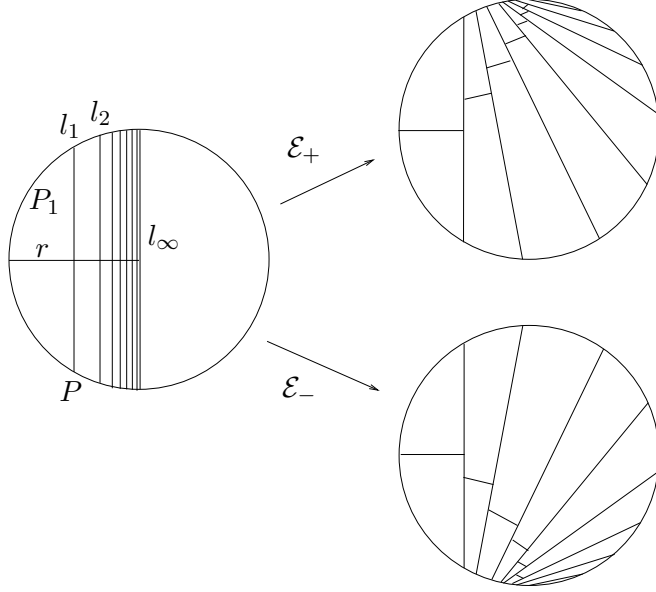


Figure 9: The maps \mathcal{E}_\pm are injective. Since the geodesic l_∞ escapes to infinity then they are also surjective.

extension on the boundary are continuous. Now we claim that \mathcal{E}_\pm is surjective. The claim implies that the restriction of \mathcal{E}_\pm on $\partial_\infty P - \partial_\infty l_\infty$ is injective and sends the end-points of l_∞ on the same point. Now the map

$$f : P \ni x \mapsto (\beta_-(x), \beta_+(x))I(x)$$

(where $I : \mathbb{H}^2 \rightarrow P(Id)$ is the standard embedding) is an isometry onto the future boundary of the convex core of the curve

$$c = \{(\mathcal{E}_-(x), \mathcal{E}_+(x)) | x \in \partial_\infty P\}$$

that is a graph of a homeomorphism. Since P is not complete so is that boundary component.

Now let us sketch the proof of claim. If we set $g_n = \exp X_1 \circ \dots \circ \exp X_n$ we have to prove that the sequence of geodesics $g_n(l_\infty)$ is divergent. Now it is not hard to see the following facts

1. g_n is a hyperbolic transformation and its axis is contained in $P - P_1$.
2. The translation length of g_n is greater than n .
3. The distance of l_∞ from the axis of g_n is greater than $1/n$.

If z_n denote the point on the axis of g_n from l_∞ , facts 2. and 3. imply that the distance of $g_n(l_\infty)$ from z_n tends to $+\infty$. By point 1. we have that z_n runs in a compact set and this imply that $g_n(l_\infty)$ is divergent.

We want to remark that $\bigcup \mathcal{E}_\pm(l_i)$ are simplicial geodesic laminations \mathcal{L}_\pm of \mathbb{H}^2 . If we consider the weight 1 on every leaf of \mathcal{L}_- we have a measured geodesic lamination λ_- that in a sense its the image of the initial ‘‘lamination’’. Notice that λ_- does not produce earthquake whereas $2\lambda_-$ gives rise to the earthquake such that c is the graph of its extension on the boundary.

6.7 T -symmetry

Let $(\mathcal{U}_\lambda^{-1})^*$ the AdS spacetime obtained by reversing the time orientation. It is not hard to verify that the effect on the holonomy representation is just of exchanging

$$(\rho_-, \rho_+) \leftrightarrow (\rho_+, \rho_-) .$$

When λ is invariant for a cocompact Fuchsian group Γ , it follows from the results of the previous Section, that also $(\mathcal{U}_\lambda^{-1})^*$ is a AdS $\mathcal{ML}(\mathbb{H}^2)$ -spacetime. More precisely

$$(\mathcal{U}_\lambda^{-1})^* = \mathcal{U}_{\lambda^*}^{-1}$$

where λ^* is the bending lamination of the past boundary of K_λ . Notice that if $(\lambda^*)'$ produces a right earthquake conjugating ρ_- to ρ_+ then λ^* is the image of $(\lambda^*)'/2$ via the earthquake along $(\lambda^*)'/2$.

So cocompact Γ -invariant AdS $\mathcal{ML}(\mathbb{H}^2)$ -spacetimes are invariant for this T -symmetry. The same fact holds, for instance, when Γ is not necessarily cocompact, but we consider laminations with compact support on the quotient hyperbolic surface.

On the other hand, the T -symmetry is broken for general AdS $\mathcal{ML}(\mathbb{H}^2)$ -spacetimes. In other words, although the past boundary ∂_-K and the future boundary ∂_+K of the convex core share the same boundary curve c_λ , it actually happens in general that ∂_-K is *not* complete, that is $(\mathcal{U}_\lambda^{-1})^*$ is *not* a AdS $\mathcal{ML}(\mathbb{H}^2)$ -spacetime. In Section 8 we show some simple examples illustrating such *broken T-symmetry*.

7 Moving along a ray of laminations

In this section we fix a measured geodesic lamination λ of \mathbb{H}^2 , invariant by a group $\Gamma < \text{Iso}^+(\mathbb{H}^2)$ that acts freely and properly on \mathbb{H}^2 (possibly $\Gamma = \{Id\}$). Let us put $F = \mathbb{H}^2/\Gamma$.

The ray of (Γ -invariant) measured laminations determined by λ is given by $t\lambda = (\mathcal{L}, t\mu)$, $t \geq 0$. So we have 1-parameter families of $\mathcal{ML}(\mathbb{H}^2)$ -spacetimes $\hat{\mathcal{U}}_{t\lambda}^k$, of constant curvature $\kappa \in \{0, 1, -1\}$, diffeomorphic to $F \times \mathbb{R}_+$, having as universal covering $\mathcal{U}_{t\lambda}^k$. We have also a family of hyperbolic 3-manifolds $M_{t\lambda}$, obtained via

WR. $\hat{\mathcal{P}}_{t\lambda}$ is contained in $\hat{\mathcal{U}}_{t\lambda}^{-1}$ and is the image of the canonical rescaling of $\hat{\mathcal{U}}_{t\lambda}^0$. Its universal covering is $\mathcal{P}_{t\lambda} \subset \mathcal{U}_{t\lambda}^{-1}$.

First, we want to (give a sense and) study the “derivatives” at $t = 0$ of the spacetimes $\hat{\mathcal{U}}_{t\lambda}^k$, of their holonomies and “spectra” (see below).

7.1 Derivatives at $t = 0$

Derivative of spacetimes We set $\hat{\mathcal{U}}_{t\lambda}^k/t$ to be the spacetime of constant curvature $t^2\kappa$ obtained by rescaling the Lorentzian metric of $\hat{\mathcal{U}}_{t\lambda}^k$ by the constant factor $1/t^2$. We want to study the limit when $t \rightarrow 0$. For the present discussion it is important to remind that all these spacetimes are well defined only up a Teichmüller-like equivalence relation. So we have to give a bit of precision on this point. Fix a base copy of $F \times \mathbb{R}_+$ and let

$$\varphi : F \times \mathbb{R}_+ \rightarrow \hat{\mathcal{U}}_{\lambda}^0$$

be a *marked spacetime* representing the equivalence classes of $\hat{\mathcal{U}}_{\lambda}^0$. Denote by k_0 the flat Lorentzian metric lifted on $F \times \mathbb{R}_+$ via φ . A developing map with respect to such a metric is a diffeomorphism

$$D : \tilde{F} \times \mathbb{R}_+ \rightarrow \mathcal{U}_{\lambda}^0 \subset \mathbb{X}_0 .$$

Up to translation, we can suppose $0 \in \mathcal{U}_{\lambda}^0$. Notice that, for every $s > 0$, the map

$$g_s : \mathcal{U}_{\lambda}^0 \ni z \mapsto sz \in \mathbb{X}_0$$

is a diffeomorphism onto $\mathcal{U}_{s\lambda}^0$. Moreover, it is Γ -equivariant, where, Γ is supposed to act on \mathcal{U}_{λ}^0 (resp. $\mathcal{U}_{s\lambda}^0$) via f_{λ} (resp. $f_{s\lambda}$) as established in Section 3. Thus g_s induces to the quotient a diffeomorphism

$$\hat{g}_s : \hat{\mathcal{U}}_{\lambda}^0 \rightarrow \hat{\mathcal{U}}_{s\lambda}^0$$

such that the pull-back of the metric is simply obtained by multiplying the metric on $\hat{\mathcal{U}}_{\lambda}^0$ by a factor s^2 .

Thus the metric $k_s = s^2k$ makes $F \times \mathbb{R}_+$ isometric to $\hat{\mathcal{U}}_{s\lambda}^0$. We want to prove now a similar result for $\kappa = \pm 1$.

The cosmological time of $(F \times \mathbb{R}_+, k_s)$ is $\tau_s = s\tau$, where τ is the cosmological time of $(F \times \mathbb{R}_+, k_0)$. It follows that the gradient with respect to k_s of τ_s does not depend on s and we denote by X this field. Now suppose $\kappa = -1$ and denote by h_s the metric obtained by rescaling k_s around X with rescaling functions

$$\alpha = \frac{1}{(1 + \tau_s^2)^2} , \quad \beta = \frac{1}{1 + \tau_s^2} .$$

We know that $(F \times \mathbb{R}_+, h_s)$ is isometric to $\mathcal{P}_{s\lambda}$. Moreover the metric h_s/s^2 is obtained by a rescaling of the metric k_0 along X by rescaling functions

$$\alpha = \frac{1}{(1 + s^2\tau^2)^2}, \quad \beta = \frac{1}{1 + s^2\tau^2}.$$

Thus we obtain $\lim h_s/s^2 = k$.

Finally suppose $k = 1$, then we can define a metric h'_s on the subset Ω_s of $F \times \mathbb{R}_+$ of points $\{x | \tau_s(x) < 1\} = \{x | \tau < 1/s\}$ such that $(\Omega_s, h'_s) = \hat{\mathcal{U}}_\lambda^1$. In fact we can set h'_s to be the metric obtained by rescaling k_s by rescaling functions

$$\alpha = \frac{1}{(1 - \tau_s^2)^2}, \quad \beta = \frac{1}{1 - \tau_s^2}.$$

Choose a continuous family of embeddings $u_s : F \times \mathbb{R}_+ \rightarrow F \times \mathbb{R}_+$ such that

1. $u_s(F \times \mathbb{R}_+) = \Omega_s$;
2. $u_s(x) = x$ if $\tau(x) < \frac{1}{2s}$.

Then the family of metrics $h_s = u_s^*(h'_s)$ works.

We can summarize the so obtained results as follows:

Proposition 7.1 *For every $\kappa = 0, \pm 1$,*

$$\lim_{t \rightarrow 0} \frac{1}{t} \mathcal{U}_{t\lambda}^\kappa = \mathcal{U}_\lambda^0.$$

For $\kappa = 0$ we have indeed the strongest fact that for every $t > 0$ ■

$$\frac{1}{t} \mathcal{U}_{t\lambda}^0 = \mathcal{U}_\lambda^0.$$

Note that this convergence is in fact like a convergence of pointed-spaces; for example, the convergence of spacetimes $\frac{1}{t} \mathcal{U}_{t\lambda}^{-1}$ only concerns the past side of them, while the future sides simply disappear.

Derivatives of representations We have seen that for any $\kappa \in \{0, 1, -1\}$ the set of holonomies of $\hat{\mathcal{U}}_{t\lambda}^\kappa$ gives rise to continuous families of representations

$$\rho_t^\kappa : \Gamma \rightarrow \text{Iso}(\mathbb{X}_\kappa)$$

We want to compute the derivative of such families at $t = 0$. The following lemma contains the formula we need. In fact this lemma is proved in [22], and we limit ourselves to a sketch of proof.

Lemma 7.2 *Let λ be a complex-valued measured geodesic lamination on \mathbb{H}^2 , and denote by E_λ the Epstein-Marden bending-quake cocycle. Fix two points $x, y \in \mathbb{H}^2$ then the function*

$$u_\lambda : \mathbb{C} \ni z \mapsto E_{z\lambda}(x, y) \in \mathbb{PSL}(2, \mathbb{C})$$

is holomorphic.

Moreover, if $\lambda_n \rightarrow \lambda$ on a neighbourhood of $[x, y]$, then $u_{\lambda_n} \rightarrow u_\lambda$ in $\mathcal{O}(\mathbb{C}; \mathbb{PSL}(2, \mathbb{C}))$.

Proof : The statement is obvious when λ is a finite lamination. On the other hand, for every λ there exists a sequence of standard approximations λ_n . Now it is not hard to see that u_{λ_n} converges to u_λ in the compact-open topology of $C^0(\mathbb{C}; \mathbb{PSL}(2, \mathbb{C}))$. Since uniform limit of holomorphic functions is holomorphic the first statement is achieved. The same argument proves the last part of the lemma. ■

By using the lemma we can easily compute the derivative of u_λ at 0.

Notice that $\mathfrak{sl}(2, \mathbb{C})$ is the complexified of $\mathfrak{sl}(2, \mathbb{R})$ that is

$$\mathfrak{sl}(2, \mathbb{C}) = \mathfrak{sl}(2, \mathbb{R}) \oplus i\mathfrak{sl}(2, \mathbb{R}) .$$

Now if l is an oriented geodesic denote by $X(l) \in \mathfrak{sl}(2, \mathbb{R})$ the unitary generator of positive translations along l . It is not hard to show that $iX(l)/2$ is the standard generator of positive rotation around l . Thus if λ is a finite lamination and l_1, \dots, l_n are the geodesics between x and y with respective weights $a_1, \dots, a_n \in \mathbb{C}$ we have that

$$\frac{dE_{z\lambda}(x, y)}{z} \Big|_0 = \frac{1}{2} \sum_{i=1}^n a_i X_i .$$

The following statement is a corollary of this formula and Lemma 7.2.

Proposition 7.3 *If $\lambda = (\mathcal{L}, \mu)$ is a complex-valued measured geodesic lamination and x, y are fixed points in \mathbb{H}^2 then*

$$\frac{dE_{z\lambda}(x, y)}{z} \Big|_0 = \frac{1}{2} \int_{[x, y]} X(t) d\mu(t) \tag{16}$$

where $X(t)$ is so defined:

$$\begin{cases} X(t) = X(l) & \text{if } t \in \mathcal{L} \text{ and } l \text{ is the leaf through } t \\ X(t) = 0 & \text{otherwise} . \end{cases}$$

Now we can compute the derivative of ρ_t^κ at 0. There exists a canonical linear isometry between $\mathfrak{sl}(2, \mathbb{R})$, endowed with its killing form, and the Minkowsky space $(\mathbb{R}^3, \langle \cdot, \cdot \rangle)$. In particular, if l is an oriented geodesic with end-points x^-, x^+ , then that identification takes $X(l)$ to the unit spacelike vector $v \in \mathbb{X}_0$ orthogonal to l such that x^-, x^+, v form a positive basis of \mathbb{R}^3 . ■

Corollary 7.4 *The derivative of $\rho_{t\lambda}^1$ at 0 is an imaginary cocycle in*

$$H_{\text{Ad}}^1(\Gamma, \mathfrak{sl}(2, \mathbb{C})) = H_{\text{Ad}}^1(\Gamma, \mathfrak{sl}(2, \mathbb{R})) \oplus iH_{\text{Ad}}^1(\Gamma, \mathfrak{sl}(2, \mathbb{R})) .$$

Moreover, up to the identification of $\mathfrak{sl}(2, \mathbb{R})$ with \mathbb{R}^3 we have that

$$\dot{\rho}(0) = \frac{i}{2}\tau_\lambda$$

where $\tau_\lambda \in H^1(\Gamma, \mathbb{R}^3)$ is the translation part of f_λ . ■

In the same way we have the following statement

Corollary 7.5 *The derivative of $\rho_{t\lambda}^{-1}$ at $t = 0$ is a pair of cocycles $(\tau_-, \tau_+) \in H^1(\Gamma, \mathfrak{sl}(2, \mathbb{R})) \oplus H^1(\Gamma, \mathfrak{sl}(2, \mathbb{R}))$. In particular, if τ_λ is the translation part of f_λ , then*

$$\begin{aligned} \tau_- &= -\frac{1}{2}\tau_\lambda , \\ \tau_+ &= \frac{1}{2}\tau_\lambda . \end{aligned}$$

Derivatives of the spectra Let us denote by \mathcal{C} the set of conjugacy classes of elements of the group Γ . For every $\kappa = 0, \pm 1$, we want to associate to certain elements $[\gamma] \in \mathcal{C}$ two numerical ‘‘characters’’ $\ell_\lambda^\kappa(\langle \gamma \rangle)$ and $\mathcal{M}_\lambda^\kappa(\gamma)$. ■

First consider $\kappa = 0$. If $[\gamma] \in \mathcal{C}$ is a class of isometries of \mathbb{H}^2 of hyperbolic type (we simply say that $[\gamma]$ is a hyperbolic element), then define $\ell_\lambda^0(\langle [\gamma] \rangle)$ to be the translation length of γ . $\mathcal{M}_\lambda^0([\gamma])$ was introduced by Margulis in [20]. Denote by $\tau \in \mathbb{Z}^1(\Gamma, \mathbb{R}^3)$ the translation part of f_λ (obtained by fixing a base point $x_0 \in \mathbb{H}^2$). Denote by $X \in \mathfrak{sl}(2, \mathbb{R})$ the unit positive generator of the hyperbolic group containing γ . Let $v \in \mathbb{R}^3$ be, as above, the corresponding point in the Minkowsky space. Then we have

$$\mathcal{M}_\lambda^0(\langle [\gamma] \rangle) = \langle v, \tau(\gamma) \rangle .$$

It is not hard to see that \mathcal{M}_λ^0 is well defined.

Suppose now $k = 1$. Take $[\gamma]$ such that $\rho_\lambda^1(\gamma)$ is hyperbolic. In this case $\ell_\lambda^1([\gamma])$ is the length of the simple closed geodesic c in $\mathbb{H}^3/\rho_\lambda^1(\gamma)$. On the other hand $\mathcal{M}_\lambda^1([\gamma]) \in [-\pi, \pi]$ is the angle formed by a tangent vector v orthogonal to c at a point $x \in c \subset \mathbb{H}^3/\rho_\lambda^1(\gamma)$ with the vector obtained by the parallel transport of v along c . By making computation we have that

$$\mathrm{tr}(\rho_\lambda^1(\gamma)) = 2\mathrm{ch}\left(\frac{\ell_\lambda^1([\gamma])}{2} + i\frac{\mathcal{M}_\lambda^1([\gamma])}{2}\right).$$

In particular it follows that $\rho_\lambda^1(\gamma)$ is conjugated to an element of $PSL(2, \mathbb{R})$ if and only if $\mathcal{M}_\lambda^1([\gamma]) = 0$.

Finally suppose $k = -1$. It is not hard to see that if γ is a hyperbolic transformation, then $\rho_\lambda(\gamma)$ is a pair of hyperbolic transformations too (in fact by choosing the base point on the axis of γ we have that the axis of $\beta_-(x_0, \gamma x_0)$ intersects the axis of γ). Thus if we put $\rho_\lambda(\gamma) = (\rho_-(\gamma), \rho_+(\gamma))$ there are exactly two spacelike lines l_-, l_+ fixed by $\rho_\lambda(\gamma)$. Namely l_+ has endpoints

$$p_- = (x_L^-, x_R^-), \quad p_+ = (x_L^+, x_R^+)$$

and l_- has endpoints

$$q_- = (x_L^+, x_R^-), \quad q_+ = (x_L^-, x_R^+)$$

where x_L^\pm (resp. x_R^\pm) are the fixed points of $\rho_-(\gamma)$ (resp. $\rho_+(\gamma)$). Orient l_+ (resp. l_-) from p_- towards p_+ (resp. from q_- towards q_+). If m, n are the translation lengths of $\rho_-(\gamma)$ and $\rho_+(\gamma)$ then it is not hard to see that $\rho_\lambda(\gamma)$ acts on l_+ by a positive translation of length equal to $\frac{m+n}{2}$ and on l_- by a translation of a length equal to $\frac{n-m}{2}$. Thus let us define

$$\begin{aligned} \ell_\lambda^{-1}([\gamma]) &= \frac{m+n}{2} \\ \mathcal{M}_\lambda^{-1}([\gamma]) &= \frac{n-m}{2}. \end{aligned}$$

Proposition 7.6 *If γ is a hyperbolic element of Γ then there exists $t < 1$ sufficiently small such that $\rho_{s\lambda}^1(\gamma)$ is hyperbolic for $s < t$. Moreover the following formulas hold*

$$\begin{aligned} \frac{d\ell_{t\lambda}^\kappa([\gamma])}{dt}\Big|_0 &= 0 \\ \frac{d\mathcal{M}_{t\lambda}^\kappa([\gamma])}{dt}\Big|_0 &= \mathcal{M}_\lambda^0([\gamma]). \end{aligned}$$

Proof : For $k = 0$ the statement is trivial.

Suppose $k = 1$. Denote by B_t the cocycle associated to the lamination λ_t

$$\mathrm{tr}(B_t(x_0, \gamma x_0)\gamma) = 2\mathrm{ch}\left(\frac{\ell_t^1([\gamma]) + i\mathcal{M}_t^1([\gamma])}{2}\right).$$

By deriving at 0 we obtain

$$\frac{1}{2}\mathrm{tr}(iX(\gamma)\gamma) = \mathrm{sh}(\ell([\gamma])/2)(\dot{\ell}^1([\gamma])|_0 + i\dot{\mathcal{M}}^1([\gamma])|_0)$$

where $X(\gamma)$ is the element of $\mathfrak{sl}(2, \mathbb{R})$ corresponding to $\tau(\gamma) \in \mathbb{R}^3$ (where τ is the translation part of f_λ). Now if $Y \in \mathfrak{sl}(2, \mathbb{R})$ is the unit generator of the hyperbolic group containing γ we have

$$\gamma = \mathrm{ch}(\ell([\gamma])/2)I + \mathrm{sh}(\ell([\gamma])/2)Y.$$

Thus we obtain

$$\dot{\ell}^1([\gamma])|_0 + i\dot{\mathcal{M}}^1([\gamma])|_0 = i\mathcal{M}^0([\gamma]).$$

An analogous computation shows the same result in the case $\kappa = -1$. ■

7.2 More cocompact case

About $(\mathcal{U}_{t\lambda}^{-1})^*$ Let us assume now that Γ is cocompact, so that $F = \mathbb{H}^2/\Gamma$ is compact of genus $g \geq 2$. With the notations of Subsection 6.7, we have also the family of AdS spacetimes

$$(\mathcal{U}_{t\lambda}^{-1})^* = \mathcal{U}_{\lambda_t^*}^{-1}.$$

We want to determine the derivative at $t = 0$ of this family. Remind (see Section 3) that in such a case the set of Γ -invariant measured lamination has a natural \mathbb{R} -linear structure, so it makes sense to consider $-\lambda$. We have (the meaning of the notations is as above)

Proposition 7.7

$$\lim_{t \rightarrow 0} \frac{1}{t} \mathcal{U}_{\lambda_t^*}^{-1} = \mathcal{U}_{-\lambda}^0.$$

Proof : Let (ρ'_t, ρ''_t) be the holonomy of $\mathcal{U}_{t\lambda}^{-1}$. Denote by F_t^* the quotient of the past boundary of $K_{t\lambda}$ by (ρ'_t, ρ''_t) . Notice that λ_t^* is a measured geodesic lamination on F_t^* . We claim that $(F_t^*, \lambda_t^*/t)$ converges to $(F, -\lambda)$ in $\mathcal{T}_g \times \mathcal{ML}_g$ as $t \rightarrow 0$. Let us show first how this claim implies the proposition. We can choose a family of developing maps

$$D_t : \tilde{F} \times \mathbb{R} \rightarrow \mathcal{U}_{\lambda_t^*/t}^0 \subset \mathbb{X}_0$$

such that D_t converges to a developing map D_0 of $\hat{\mathcal{U}}_{-\lambda}^0 = \mathcal{U}_{-\lambda}^0/f_{-\lambda}$ as $t \rightarrow 0$. Denote by k_t the flat Lorentzian metric on $\tilde{F} \times \mathbb{R}$ corresponding to the developing map D_t . We have that k_t converges to k_0 as $t \rightarrow 0$. Moreover, if T_t denotes the cosmological time on $F \times \mathbb{R}$ induced by D_t , then T_t converges to T_0 in $C^1(F \times \mathbb{R})$ as $t \rightarrow 0$. Now, as in the proof of Proposition 7.1, we have that $\mathcal{P}_{\lambda_t^*}$ is obtained by a Wick Rotation directed by the gradient of T_t with rescaling functions

$$\alpha = \frac{t^2}{(1 + (tT_t)^2)^2}, \quad \beta = \frac{t^2}{1 + (tT_t)^2}.$$

Thus we easily obtain the statement.

In order to prove the claim, first we will show that the set $\{(F_t^*, \lambda_t^*/t) | t \in [0, 1]\}$ is pre-compact in $\mathcal{T}_g \times \mathcal{ML}_g$, and then we will see that the only possible limit of a sequence $(F_{t_n}^*, \lambda_{t_n}^*/t_n)$ is $(F, -\lambda)$.

We have seen that $F_t' = \mathbb{H}^2/\rho_t'(\Gamma)$ (resp. $F_t'' = \mathbb{H}^2/\rho_t''(\Gamma)$) is obtained by a right (resp. left) earthquake on $F = \mathbb{H}^2/\Gamma$ with shearing measured lamination equal to $t\lambda$. Thus, if λ_t' is the measured geodesic lamination of F_t' corresponding to $t\lambda$ via the canonical identification of $\mathcal{ML}(F)$ with $\mathcal{ML}(F_t')$, we have that F_t'' is obtained by a left earthquake on F_t' along $2\lambda_t'$.

On the other hand let $(\lambda_t^*)'$ be the measured geodesic lamination on F_t' such that the right earthquake along it sends F_t' on F_t'' . Then we know that the quotient F_t^* of the past boundary of the convex core $K_{t\lambda}$ is obtained by a right earthquake along F_t' with shearing lamination $(\lambda_t^*)'$. Moreover, the bending locus λ_t^* is the lamination on F_t^* corresponding to $2(\lambda_t^*)'$.

Clearly F_t^* runs in a compact set of \mathcal{T}_g as t runs in $[0, 1]$. In order to prove that the family $\{(F_t^*, \lambda_t^*/t) | t \in [0, 1]\}$ is pre-compact we will use some classical facts about \mathcal{T}_g . For the sake of clearness we will remind them, referring to [25, 24] for details.

Denote by \mathcal{C} the set of conjugacy classes of Γ . For $\lambda \in \mathcal{ML}(S)$ we denote by $\iota_\gamma(\lambda)$ the total mass of the closed geodesic curve corresponding to $[\gamma]$ with respect to the transverse measure given by λ . The following facts are well-known.

1. Two geodesic laminations λ on S and λ' on S' are identified by the canonical identification $\mathcal{ML}(S) \rightarrow \mathcal{ML}(S')$ if and only if $\iota_\gamma(\lambda) = \iota_\gamma(\lambda')$ for every $[\gamma] \in \mathcal{C}$.
2. A sequence (F_n, λ_n) converges to $(F_\infty, \lambda_\infty)$ in $\mathcal{T}_g \times \mathcal{ML}_g$ if and only if $F_n \rightarrow F_\infty$ and $\iota_\gamma(\lambda_n) \rightarrow \iota_\gamma(\lambda_\infty)$ for every $[\gamma] \in \mathcal{C}$.
3. A subset $\{(F_i, \lambda_i)\}_{i \in I}$ of $\mathcal{T}_g \times \mathcal{ML}_g$ is pre-compact if and only if the base points $\{F_i\}$ runs in a compact set of \mathcal{T}_g and for every $[\gamma] \in \mathcal{C}$ there exists a

constant $C > 0$ such that

$$\iota_\gamma(\lambda_i) < C \quad \text{for every } i \in I.$$

Clearly we have $F_t^* \rightarrow F$ as $t \rightarrow 0$. Thus in order to show that (F_t, λ_t^*) is pre-compact it is sufficient to find for every $[\gamma] \in \mathcal{C}$ a constant $C > 0$ such that

$$\iota_\gamma(\lambda_t^*) < Ct$$

for every $t \in [0, 1]$.

The following lemma gives the estimate we need.

Lemma 7.8 *For every compact set $K \subset \mathbb{H}^2$ there exists a constant $C > 0$ which satisfies the following statement.*

If λ is a measured geodesic lamination on \mathbb{H}^2 and β is the right cocycle associated to λ then

$$\|\beta(x, y) - Id + \frac{1}{2} \int_{[x, y]} X_\lambda(u) d\lambda\| \leq e^{M\lambda(x, y)} - 1 - M\lambda(x, y)$$

where $X_\lambda(u)$ is defined as in (16) and $x, y \in K$.

Proof: It is sufficient to prove the lemma when λ is simplicial. In this case denote by l_1, \dots, l_N the geodesics meeting the segment $[x, y]$ with respective weights a_1, \dots, a_N . If $X_i \in \mathfrak{sl}(2, \mathbb{R})$ is the unitary infinitesimal generator of the positive translation along l_i we have

$$\beta(x, y) = \exp(-a_1 X_1/2) \circ \exp(-a_2 X_2/2) \circ \dots \circ \exp(-a_N X_N/2).$$

Thus $\beta(x, y)$ is a real analytic function of a_1, \dots, a_n . If we write

$$\beta(x, y) = \sum_n A_n(a_1, \dots, a_n)$$

where A_n is a matrix-valued homogenous polynomial in x_1, \dots, x_n of degree n , then it is not difficult to see that

$$\|A_n\| \leq \left(\sum_{i=1}^N a_i \|X_i\| \right)^n / n!.$$

We have that

$$\beta(x, y) - Id + \frac{1}{2} \int_{[x, y]} X_\lambda(u) d\lambda = \sum_{i \geq 2} A_n(a_1, \dots, a_N)$$

Since the axes of transformations generated by X_i cut K , there exists a constant $M > 0$ (depending only on K) such that $\|X_i\| < M$. Thus

$$\|\beta(x, y) - Id + \frac{1}{2} \int_{[x, y]} X_\lambda(u) d\lambda\| \leq e^{M \sum a_i} - 1 - M \sum a_i .$$

Let us go back to the proof of Proposition 7.7 . Since $\iota_\gamma(\lambda_t^*) = \iota_\gamma((\lambda_t^*)')$, we can replace λ_t^* with $(\lambda_t^*)'$. Now let us put $\gamma_t = \rho_t'(\gamma)$. We know that γ_t is a differentiable path in $\mathbb{PSL}(2, \mathbb{R})$ such that $\gamma_0 = \gamma$ and ■

$$\dot{\gamma}(0) = -\frac{1}{2} \int_{[x, \gamma(x)]} X(u) d\lambda(u)$$

where $X(u)$ is defined as in (16). On the other hand, if β_t is the right cocycle associated to the measured geodesic lamination $(\lambda^*)'_t$ we have

$$\beta_t(x, \gamma_t x) \gamma_t = \beta_{t\lambda}(x, \gamma x) \gamma$$

where $\beta_{t\lambda}$ is the left cocycle associated to $t\lambda$. Thus $\beta_t(x, \gamma_t x)$ is a differentiable path and

$$\lim_{t \rightarrow 0} \frac{\beta_t(x, \gamma_t x) - Id}{t} = \int_{[x, \gamma(x)]} X(u) d\lambda . \quad (17)$$

By using Lemma 7.8 it is not hard to show that there exists a constant $C > 0$ depending only on γ such that

$$\|\beta_t(x, \gamma_t x) - Id\| > \frac{1}{2} \left\| \int_{[x, \gamma_t x]} X(u) d\lambda_t^* \right\| - C \iota_\gamma((\lambda_t^*)')^2 .$$

On the other hand, there exists a constant $L > 0$ such that

$$\left\| \int_{[x, \gamma_t x]} X(u) d\lambda_t^* \right\| \geq L \left| \int_{[x, \gamma_t x]} X(u) d\lambda_t^* \right|$$

where $|\cdot|$ denotes the Lorentzian norm of $\mathfrak{sl}(2, \mathbb{R})$. Since $X(u)$ are generators of hyperbolic transformations with disjoint axes pointing in the same direction, the following inequality holds

$$\eta(X(u), X(v))^2 \geq \eta(X(u), X(u)) \eta(X(v), X(v)) > 0$$

and implies

$$\left\| \int_{[x, \gamma_t x]} X(u) d(\lambda_t^*)' \right\| \geq L \iota_\gamma((\lambda_t^*)') .$$

From this inequality we easily obtain that

$$(L - C \lambda_t^*(x, \gamma_t x)) \iota_\gamma((\lambda_t^*)') < \|\beta_t(x, \gamma_t x) - Id\| .$$

Thus $\lambda_t^*(x, \gamma_t x)$ converges to 0. Moreover, by dividing by t the last inequality, we obtain that $\lambda_t^*(x, \gamma_t x)/t$ is bounded. In particular we have proved that $\{(F_t, \lambda_t^*)\}$ is pre-compact in $\mathcal{T}_g \times \mathcal{ML}_g$.

Now, let us set $\mu_t = \lambda_t^*/t$ and $\mu'_t = (\lambda^*)'_t/t$. We have to show that if $\mu_{t_n} \rightarrow \mu_\infty$ then $\mu_\infty = -\lambda$ in $\mathcal{ML}(F)$.

Notice that μ'_{t_n} is convergent and its limit is μ_∞ . Applying lemma 7.8 we get

$$\lim_{t \rightarrow 0} \frac{\beta_t(x, \gamma_t x) - Id}{t} = - \int_{[x, \gamma(x)]} X_{\mu_\infty}(t) d\mu_\infty$$

By equation (17) this limit is equal to $\int_{[x, \gamma(x)]} X d\lambda$ and this shows that $\mu_\infty = -\lambda$. ■

Till now we have derived infinitesimal information at $t = 0$. For what concerns the behaviour along a ray for *big* t , let us make a qualitative remark.

We have noticed that, for every $t > 0$, $\frac{1}{t}\mathcal{U}_{t\lambda}^0 = \mathcal{U}_\lambda^0$. Moreover, the flat space-times $\mathcal{U}_{t\lambda}^0$ are nice convex domains in \mathbb{X}_0 which vary continuously and tamely with t . So, in the flat case, *apparently nothing of qualitatively new does happen when $t > 0$ varies*. Similarly, this holds also for $\mathcal{P}_{t\lambda} \subset \mathcal{U}_{t\lambda}^{-1}$. On the other hand, radical qualitative changes do occur for $M_{t\lambda}$ (and $\mathcal{U}_{t\lambda}^1$) when t varies. As λ is Γ -invariant for the cocompact group Γ , when t is small enough M_t is in fact the universal covering of an end \hat{M}_t of a *quasi-Fuchsian* complete hyperbolic 3-manifold, Y_t say. In particular, the developing map is an embedding. When t grows up, we find a first value t_0 such that we are no longer in the quasi-Fuchsian region, and for bigger t the developing map becomes more and more “wild”. We believe that this different behaviour along a ray is conceptually important. It substantially supports the conception of 3D gravity as an unitary body: looking only at the flat Lorentzian sector, for example, significant critical phenomena should be lost; on the other hand, one could consider the WR as a kind of “normalization” of the hyperbolic developing map. We believe that this should be useful in studying ending invariants of hyperbolic 3-manifolds.

Anyway, we give here a first simple application of these qualitative considerations.

Assume that we are in the quasi-Fuchsian region. So we have associated to $t\lambda$ three ordered pairs of elements of the Teichmüller space \mathcal{T}_g . These are:

- the “Bers parameter” (B_t^+, B_t^-) given by the conformal structure underlying the projective asymptotic structures of the two ends of Y_t ;
- the hyperbolic structures (C_t^+, C_t^-) of the boundary components of the hyperbolic convex core of Y_t ;

- the hyperbolic structures (K_t^+, K_t^-) of the future and past boundary components of the AdS convex core of $\mathcal{U}_{t\lambda}^{-1}$.

It is natural to inquire about the relationship between these pairs.

By construction we have that K_t^+ is isometric to C_t^+ . On the other hand by a Sullivan's Theorem (see [16]) we have that the Teichmüller distance of B_t^\pm from C_t^\pm is less than 2. Now it is natural to ask whether C_t^- is isometric to K_t^- . Actually it is not hard to show that those spaces generally are not isometric. In fact let us fix a lamination λ and let $t_0 > 0$ be the first time such that the representation $\rho_{t_0\lambda}^1$ is not quasi-Fuchsian. By Bers Theorem (c.f. again [16]) we know that the family $\{(B_t^+, B_t^-) \in \mathcal{T}_g \times \overline{\mathcal{T}}_g\}$ is not compact. Since B_t^+ converges to a conformal structure as t goes to t_0 we have that $\{B_t^-\}_{t \leq t_0}$ is a divergent family in $\overline{\mathcal{T}}_g$. By Sullivan's Theorem we have that C_t^- is divergent too. On the other hand K_t^- is a pre-compact family. It follows that in general C_t^- is not isometric to K_t^- . ■

8 Examples

In this section we show some examples that illustrate the results obtained in this paper. Most of the following considerations apply to any non-compact hyperbolic surface $F = \mathbb{H}^2/\Gamma$ of finite area, endowed with an ideal triangulation. However, we are going to focus the simplest example, that is $F = \mathbb{H}^2/\Gamma$ the *three-punctured sphere*. Some features of this example have been sketched also in [29, 23].

It is well known that F is *rigid*, that is the corresponding Teichmüller space is reduced to one point. Hence, F has no measured geodesic laminations with compact support.

F can be obtained by gluing two geodesic ideal triangles along their edges as follows. In any ideal triangle there exists a unique point (the "barycenter") that is equidistant from the edges. In any edge there exists a unique point that realizes the distance of the edge from the barycenter. Such a point is called the mid-point of the edge. Now the isometric gluing is fixed by requiring that mid-points of glued edges matches (and that the so obtained surface is topologically a three-punctured sphere - by a different pattern of identifications we can obtain a 1-punctured torus). It is easy to see that the resulting hyperbolic structure is complete, with a cusp for any puncture, and equipped by construction with an *ideal triangulation*.

The three edges of this triangulation form a geodesic lamination \mathcal{L}_F of F . A transverse measure $\mu_F = \mu_F(a_1, a_2, a_3)$ on such a lamination consists in giving each edge a positive weight a_i . The ideal triangles in F lift to a tessellation of the universal cover \mathbb{H}^2 by ideal triangles. The 1-skeleton \mathcal{L} of such a tessellation is the pull-back of \mathcal{L}_F ; a measure μ_F lifts to a Γ -invariant measure μ on \mathcal{L} . So, we

will consider the Γ -invariant measured laminations $\lambda = (\mathcal{L}, \mu)$ on \mathbb{H}^2 that arise in this way.

Blind flat Lorentzian holonomy Varying the weights a_i , we get a 3-parameters family of flat spacetimes $\mathcal{U}_\lambda^0 = \mathcal{U}_{\lambda(a_1, a_2, a_3)}^0$, with associated quotient spacetimes $\hat{\mathcal{U}}_\lambda^0 = \mathcal{U}_\lambda^0 / f_\lambda(\Gamma)$, where $f_\lambda(\Gamma)$ denotes the flat Lorentzian holonomy (Section 3).

The spacetimes \mathcal{U}_λ^0 have *homeomorphic* initial singularities Σ_λ . A topological model for them is given by the *simplicial* tree (with 3-valent vertices) which forms the 1-skeleton of the cell decomposition of \mathbb{H}^2 dual to the above tessellation by ideal triangles. The length-space metric of each Σ_λ is determined by the fact that each edge of the tree is a geodesic arc of length equal to the weight of its dual edge of the triangular tessellation. In fact, every Σ_λ is realized as a spacelike tree embedded into the frontier of \mathcal{U}_λ^0 in the Minkowski space, and $f_\lambda(\Gamma)$ acts on it by isometry.

The behaviour of the *asymptotic states* of the cosmological time of each \mathcal{U}_λ^0 , is formally the same as in the cocompact case (see the end of Section 3). In particular, when $a \rightarrow 0$, then action of $f_\lambda(\Gamma)$ on the level surface $\mathcal{U}_\lambda(a)$ converges to action on the initial singularity Σ_λ . The marked length spectrum of $\hat{\mathcal{U}}_\lambda(a)$ (which coincides with the minimal displacement marked spectrum of the action of $f_\lambda(\Gamma)$ on $\mathcal{U}_\lambda(a)$), converges to the minimal displacement marked spectrum of the isometric action on the initial singularity. If γ_i $i = 1, 2, 3$ are (the conjugacy classes of) the parabolic elements of Γ corresponding to the three cusps of F , the last spectrum takes values $\gamma_i \rightarrow a_i + a_{i+1}$, where we are assuming that the edges of the ideal triangulation of F with weights a_i and a_{i+1} enter the i th-cusp, $a_4 = a_1$. By the way, this implies that these spacetimes are not isometric each other.

However, it follows from [3] that:

(1) *The flat Lorentzian holonomies $f_\lambda(\Gamma)$ are all conjugate (by $ISO_0(\mathbb{X}_0)$) to their common linear part Γ .*

(2) *There are non trivial classes in $H^1(\Gamma, \mathbb{R}^3)$ that are not realized by any flat spacetime having Γ as linear holonomy.*

Hence, the flat Lorentzian holonomy is completely *blind* in this case, and, on the other hand, the non trivial algebraic $ISO_0(\mathbb{X}_0)$ -extensions of Γ are not correlated to the geometry of any spacetime. Apparently this is a completely different behaviour with respect to the cocompact case (see Section 3).

Remarks 8.1 (1) The above facts would indicate that the currently claimed equivalence between the classical formulation of 3D gravity in terms of Einstein action on metrics, and the formulation via Chern-Simons actions on connections (see [30]), should be managed instead very carefully outside the cocompact Γ -

invariant range (see [21] for similar considerations about flat spacetimes with particles).

(2) Every \mathcal{U}_λ^0 can be embedded in a Γ -invariant way in the static spacetime $I^+(0)$ as the following construction shows (this is the geometric meaning of point (1) above) : Up to conjugating f_λ by an isometry of $\text{Iso}(\mathbb{X}_0)$ we can suppose $f_\lambda(\gamma) = \gamma$ for every $\gamma \in \Gamma$. We want to prove that \mathcal{U}_λ is contained in $I^+(0)$. By contradiction suppose there exists $x \in \mathcal{U}_\lambda$ outside the future of 0. Since \mathcal{U}_λ is future complete $I^+(x) \cap \partial I^+(0)$ is contained in \mathcal{U}_λ . But we know there is no open set of $\partial I^+(0)$ such that the action of Γ on it is free. Thus we obtain a contradiction.

There is a geometric way to recognize such domains inside $I^+(0)$. Take a Γ -invariant set of horocircle $\{B_n\}$ in \mathbb{H}^2 centred to points corresponding to cusps. We know that every horocircle B_n is the intersection of \mathbb{H}^2 with an affine null plane orthogonal to the null-direction corresponding to the center of B_n . Now it is not difficult to see that the set

$$\Omega = \bigcup I^+(P_n)$$

is a regular domain invariant by Γ . This is clear if B_n are sufficiently small (in that case we have that $\Omega \cap \mathbb{H}^2 \neq \emptyset$). For the general case denote by $\hat{B}_n(a)$ the intersection of P_n with the surface $a\mathbb{H}^2$. Then the map

$$f_a : a\mathbb{H}^2 \ni x \mapsto x/a \in \mathbb{H}^2$$

sends $\hat{B}_n(a)$ to a horocircle $B_n(a)$ smaller and smaller as a increases. It follows that $\Omega \cap a\mathbb{H}^2 \neq \emptyset$ for $a \gg 0$. Since a regular domain is the intersection of the future of its null-support planes it follows that every \mathcal{U}_λ can be obtained in this way.

Earthquake failure and broken T -symmetry Here we adopt the notations of Section 6.

Earthquake failure. It was already remarked in [29] that λ produces neither left nor right earthquake. Nevertheless, the representations ρ_- and ρ_+ are discrete. Both the limit set Λ_- of ρ_- and Λ_+ of ρ_+ are Cantor sets such that both quotients of the respective convex hulls are isometric to a same hyperbolic pant with totally geodesic boundary Π_λ . If γ_i is as above, then we have that $\rho_-(\gamma_i)$ and $\rho_+(\gamma_i)$ are hyperbolic transformations corresponding to the holonomy of a boundary component of Π_λ , with translation length equal to $a_i + a_{i+1}$.

Thus ρ_- and ρ_+ are conjugated in $PSL(2, \mathbb{R})$. The above remarks imply that there exists a spacelike plane P in \mathbb{X}_{-1} containing $\Lambda_- \times \Lambda_+$. It follows that for any sequences $(x_n) \in \partial \mathbb{X}_{-1}$ and $(\delta_n) \in \Gamma$ the accumulation points of the set $\{\rho(\delta_n)x_n\}$ are contained in P .

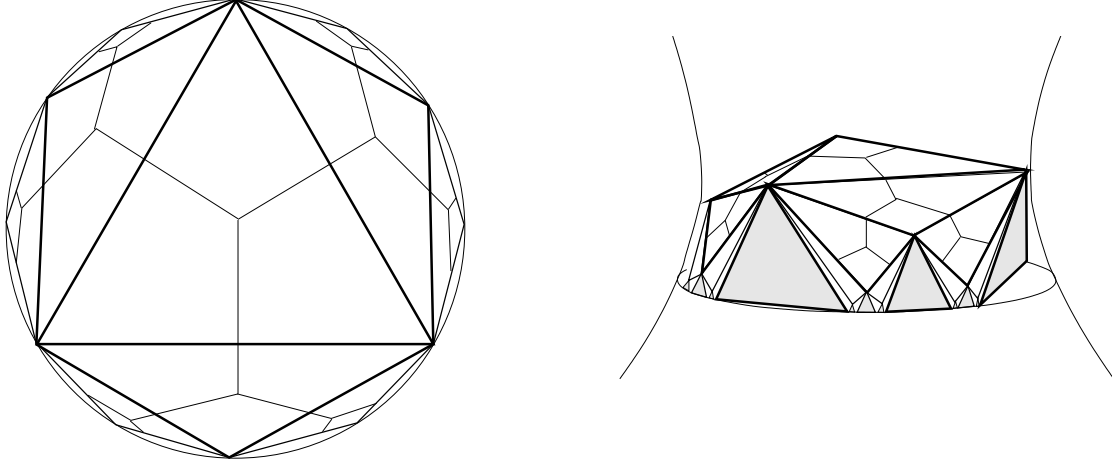


Figure 10: On the left the lamination \mathcal{L} with its dual spine. On the right the bending of \mathbb{H}^2 along λ in \mathbb{X}_{-1} . Grey regions are null components of the past boundary of K_λ .

Broken T-symmetry. Consider now the bending of \mathbb{H}^2 along λ . The key point is to describe the curve c_λ , that is the curve at infinity of \mathcal{U}_λ^{-1} .

Take a point $x \in \partial S^1$ that is vertices of a triangle T of λ . The point x corresponds to a puncture of F so there is a parabolic transformation $\zeta \in \Gamma$ conjugated to one γ_i that fixes x . Moreover, we can choose ζ in such a way that it is conjugated to a translation $z \mapsto z + a$ with $a > 0$ in $PSL(2, \mathbb{R})$. It is not hard to see that the point $\beta_-(x_0, x)x$ is the attractive fixed point of $\rho_-(\zeta)$ whereas $\beta_+(x_0, x)$ is the repulsive fixed point of $\rho_+(\zeta)$.

Choose an edge l_0 of T with end-point at x , and let y_0 be the end-point of l_0 different of x . We have that $T_n = \varphi_\lambda(\zeta^n(T))$ is a totally geodesic ideal triangle embedded in the surfaces $\varphi_\lambda(\mathbb{H}^2)$. If we take $z \in T$, it is easy to see that a vertices of T_n is the point $u_n = \beta(x_0, \zeta^n x)(\zeta^n y_0, \zeta^n y_0)$. Then, a simple computation shows that

$$u_n = (\rho_-(\zeta^n), \rho_+(\zeta^n))(\beta_-(x_0, x)y_0, \beta_+(x_0, x)y_0).$$

Thus we have that c_n converges to the point $u_\infty = (x_L^+(\zeta), x_R^+(\zeta))$ where $x_L^+(\zeta)$ and $x_R^+(\zeta)$ are respectively the attractive fixed points of $\rho_-(\zeta)$ and $\rho_+(\zeta)$, that is to a point in c_λ . By exchanging ζ with ζ^{-1} , we see that the point $v_\infty = (x_L^-(\zeta), x_R^-(\zeta))$ lies in c_λ . By looking at the image of T through φ_λ we easily see that the point $u = (x_L^+(\zeta), x_R^-(\zeta)) = (\beta_-(x_0, x)x, \beta_+(x_0, x)x)$ lies in c_λ . Since c_λ is achronal and u and u_∞ are in the same left leaf, it follows that the future directed segment on the left leaf from v_∞ towards u is contained in c_λ . In the same way we have that the future directed segment on the right leaf from u_∞ towards u is contained in c_λ .

Notice that u_∞ and v_∞ are the vertices of a boundary component of the convex hull H of $\Lambda_L \times \Lambda_R$ in P . Now take a boundary component l of H oriented in the natural way and let u_- and u_+ be its vertices. Then the left leaf through u_- and the right leaf through u_+ meet each other at a point u_l . The future directed segments from u_\pm towards u in the respective leaves is contained in c_λ . Denote by V_l the union of such segments. We have that the union of V_l , for l varying in the boundary components of H , is contained in c_λ . But it is not hard to see that its closure is a closed path so that c_λ coincides with it.

Since the description of the curve c_λ is quite simple we can describe also the past boundary ∂_-K of the convex hull of c_λ , i.e. of the AdS convex core of \mathcal{U}_λ^{-1} . Notice that P is the unique spacelike support plane touching ∂_-K . Then for every component l of H , there exists a unique null support plane P_l with dual point at u_l . Thus we have that ∂_-K is the union of H and an infinite number of null half-planes, each attached to a boundary component of H . It follows that ∂_-K is *not* complete.

It is not hard to verify that also $(\mathcal{U}_\lambda^{-1})^*$ has canonical cosmological time T^* , which passes to the quotient spacetime $(\hat{\mathcal{U}}-1_\lambda)^*$. A level surface $\hat{\mathcal{U}}_\lambda^{-1}(a)$, $a < \pi/2$, of the quotient spacetime is isometric to the surface obtained by rescaling the metric on the part Π_λ by a factor $\sin a$, and attaching to every boundary components a infinite Euclidean cylinders. By using the results of [6], we can say that the *future* singularity of \mathcal{U}_λ^{-1} is "censored" by three (static) *BZT black holes*.

Rescaling and WR. The (Γ -invariant) formulas of the (inverse of) canonical rescaling of Section 6, apply to $(\mathcal{U}_\lambda^{-1})^*$ with its cosmological time T^* , and produce a flat regular domain $(\mathcal{U}_\lambda^0)^*$ in \mathbb{X}_0 . The above part Π_λ is the convex core $C = C(F')$ of the complete hyperbolic surface of infinite area $F' = \mathbb{H}^2/\Gamma'$, where $\Gamma' = \rho_L \cong \rho_R$ does not contain any parabolic element. Π_λ lifts to an ideal convex domain \tilde{C} in \mathbb{H}^2 (i.e. the convex hull of the limit set $\Lambda_{\Gamma'} \subset S_\infty^1$). It is not hard to verify that \tilde{C} is the image of the Gauss map of $(\mathcal{U}_\lambda^0)^*$. In fact $(\mathcal{U}_\lambda^0)^*$ is obtained by formally giving each boundary component of C the weight $+\infty$, hence the same weight is given each geodesic line in the boundary of \tilde{C} . Then, we can adapt the constructions of Section 3. More precisely, let N be the Gauss map of the static flat regular domain; then each level surface of the cosmological time of $(\mathcal{U}_\lambda^0)^*$ is obtained by taking the intersection with $N^{-1}(\tilde{C})$ of the corresponding level surface of the static spacetime, and glueing to each so obtained boundary component an infinite Euclidean half-plane. It is clear that such a spacetime can be considered as the limit, when $t \rightarrow +\infty$, of $\mathcal{U}_{t\lambda'}^0$, where λ' is the Γ' -invariant lamination having as support the boundary of \tilde{C} and we give the weight 1 each leaf of λ' .

The WR formulas of Section 4 apply to $(\mathcal{U}_\lambda^0)^*$ and one shows that the completion of the resulting hyperbolic 3-manifold is a handlebody, quotient of a Schottky group (we refer to [6] for more details about similar examples).

References

- [1] L. Andersson, G.J. Galloway and R. Howards, *The cosmological time function*, *Class. Quantum Grav.* 15 (1998) 309-322;
- [2] B. Apanasov, *The geometry of Nielsen's hull for a Kleinian group in space of quasi-conformal mappings*, *Ann.Glob.Anal.Geom.* 6 (1998) 207-230;
- [3] T. Barbot, *Globally hyperbolic flat spacetimes*, arXiv:math.GT/0402257;
- [4] S. Baseilhac, R. Benedetti, *Quantum hyperbolic invariants of 3-manifolds with $PSL(2, \mathbb{C})$ -characters*, *Topology*, 43 Issue 6, November 2004, 1373-1423;
- *Classical and Quantum Dilogarithmic Invariants of 3-Manifolds with Flat $PSL(2, \mathbb{C})$ -bundles*, arXiv math.GT/0306280;
- *3D Quantum Hyperbolic Field Theory*, arXiv math.GT/0409282;
- [5] R. Benedetti, *About a Quantum Field Theory for 3D Gravity*, to appear on "Milan Journal of Mathematics" (MJM), Vol. 72 (2004);
- [6] R. Benedetti and F. Bonsante, *Wick rotations in 3D gravity: QD-spacetimes*, Preprint to be posted to ArXiv math.DG/;
- [7] (1) R. Benedetti and E. Guadagnini, *Cosmological time in (2+1)-gravity*, *Nuclear Phys. B* 613 (2001), 330-352;
- (2) *Geometric cone surfaces and (2+1)-gravity coupled to particles*, *Nuclear Phys. B* 588 (2000), no. 1-2, 436-450;
- (3) *Classical Teichmüller theory and (2+1) gravity*, *Physics Letters B* 441 (1998) 60-68;
- [8] R. Benedetti and C. Petronio, *Lectures on Hyperbolic Geometry*, Springer (1992);
- [9] F. Bonahon, *Geodesic laminations on surfaces*, *Laminations and foliations in dynamics, geometry and topology* (Stony Brook, NY, 1998), 1-37, *Contemp. Math.*, 269, Amer. Math. Soc., Providence, RI, 2001;
- [10] F. Bonahon and J-P. Otal, *Laminations mesurées de plissage des variétés hyperboliques de dimension 3*, preprint 2001;
- [11] F. Bonsante, *PhD Thesis*, Scuola Normale Superiore, Pisa (2005);
- [12] F. Bonsante, *Flat Spacetimes with Compact Hyperbolic Cauchy Surfaces*, arXiv math.DG/0311019;

- [13] F. Bonsante, *2+1 Flat Lorentzian spacetimes and linear structures on \mathcal{ML}_g* in preparation;
- [14] S. Carlip, *The (2+1)-dimensional black hole*, Classical Quantum Gravity 12 (1995), no. 12, 2853–2879;
- [15] S. Carlip, *Quantum gravity in 2+1 dimensions*, Cambridge Monographs on Mathematical Physics. Cambridge University Press, Cambridge, 1998;
- [16] D.B.A. Epstein and A. Marden, *Convex hulls in hyperbolic space, a theorem of Sullivan and measured pleated surfaces*, London Math. Soc. Lectures Note Ser., Cambridge University Press 111 (1987), 113-253;
- [17] W.M. Goldman, *Projective structures with Fuchsian holonomy*, J. Differential Geom. 25 (1987) 297-326; 136, (1999), 623-657 - *The Margulis invariant of isometric actions of Minkowsky (2+1)-space* in “Rigidity in Dynamics and geometry (Cambridge 2000)” 187-201, Springer 2002;
- [18] S. Hawking, G. Ellis, *The large scale structure of space-time*, Cambridge University Press 1978;
- [19] R.S. Kulkarni, U. Pinkall, *A canonical metric for Möbius structures and its applications*, Math. Z. 216 (1994) n. 1, 89-129;
- [20] G.A. Margulis, *Complete affine locally flat manifolds with free fundamental group*, J. Soviet Math 134 (1987) 129-134;
- [21] H-J. Matschull, *The phase space structure of multi-particle models in 2 + 1 gravity*, Classical Quantum Gravity 18 (2001), no. 17, 3497–3560;
- [22] C. Mc Mullen, *Complex earthquakes and Teichmüller theory*, J. Amer. Math. Soc. 11 (1998) 283-320;
- [23] G. Mess, *Lorentz Spacetimes of Constant Curvature*. Preprint IHES/M/90/28, Avril 1990;
- [24] J-P. Otal, *The hyperbolization theorem for fibered 3-manifolds*, SMF/AMS Texts and Monographs, 7. American Mathematical Society, Providence, RI; Socit Mathmatique de France, Paris, 2001;
- [25] R.C. Penner with J.L. Harer, *Combinatorics of Train Tracks*, Princeton University Press, 1992;
- [26] Scannel, *Flat conformal structures and classification of de Sitter manifolds*, Comm.Anal.Geom. 7 (1999) 283-320;
- [27] G. 't Hooft, Class.Quantum Grav. 9 (1992), 10 (1993);

- [28] W.P. Thurston, *Geometry and topology of 3-manifolds*, Electronic Version 1.0 October 1997 <http://www.msri.org/gt3m/>;
- [29] W.P. Thurston, *Earthquakes in two-dimensional hyperbolic geometry*, in *Analytical and Geometric Aspects of Hyperbolic Space*, D.B.A. Epstein ed. London Math. Soc. Lectures Notes 111, Cambridge University Press, London 1987;
- [30] E. Witten, *2+1 dimensional gravity as an exactly soluble system*, Nucl. Phys. B 311 (1989) 46 .