

# Letter Representations of Rectangular $m \times n \times p$ Proper Arrays

Jocelyn Quaintance, Ph. D.  
SUNY Fredonia

May 23, 2019

## Abstract

Let  $m \neq n$ . A rectangular  $m \times n \times p$  *proper array* is a three dimensional array composed of directed cubes that obeys certain connectivity and arrow constraints.[1],[3] Because of these constraints, the geometric structure of an  $m \times n \times p$  proper array is captured in a preferred  $m \times n$  planar face. By associating each connected component present in the preferred face with a distinct letter, an  $m \times n$  array of letters is formed.[1],[3],[4] This  $m \times n$  array of letters is the *letter representation* associated with the  $m \times n \times p$  proper array. Since  $m \neq n$ , there are the four symmetry transformations that maps both the  $m \times n \times p$  proper array to itself and the preferred face onto itself. By applying these four symmetry transformations to the set of letter representations, we are able to form appropriate equivalence classes. The goal is to enumerate all  $m \times n$  letter representations modulo symmetry equivalence.[3] This is done by forming four generating functions, each of which derives from a particular symmetry operation.[3],[6]

# Introduction

The enumeration of  $m \times n \times p$  proper arrays is an extenuation of the procedure used for the classification of two dimensional proper arrays.[1],[3] In particular, an  $m \times n$  proper array is a planar array of directed cubes that obeys both arrow and connectivity constraints. The geometry of the  $m \times n$  proper array may then be recorded as a noncrossing partition of  $m$  arrowed letters.[1],[3],[6] The existence of a bijection between subsets of noncrossing partitions and  $m \times n$  proper arrays allows for the development of a collection of cellular automata,  $\{M_m\}_{m=1}^{\infty}$ . [1],[2],[7] Each  $M_m$  describes how an  $m \times n$  proper array evolves into an  $(m + 1) \times n$  proper array.[7],[8] By appropriately extending the definition of what is meant by the word proper, we are able to define three dimensional proper arrays. Furthermore, this definition will allow for the development of a new collection of cellular automata,  $\{M_{(m,n)}\}_{m,n \geq 1}$ . [1],[7] For a fixed  $m$  and  $n$ ,  $M_{(m,n)}$  will govern how an  $m \times n \times p$  proper array evolves into an  $m \times n \times (p + 1)$  proper array. The construction of  $\{M_{(m,n)}\}_{m,n \geq 1}$  involves the adaptation of the computer program used in the generation of  $\{M_m\}_{m=1}^{\infty}$ . [1],[2],[7] An important consideration in this adaptation involves minimizing the amount of computer time needed for the construction of  $M_{(m,n)}$ . To determine the computer time, it is necessary to predict the dimensions of  $M_{(m,n)}$ . Predicting the dimensions of  $M_{(m,n)}$  is paramount to calculating the number of  $m \times n \times p$  proper arrays. *Letter Representations of Rectangular  $m \times n \times p$  Proper Arrays* is the first step toward the goal of enumerating  $m \times n \times p$  proper arrays.

*Letter Representations of Rectangular  $m \times n \times p$  Proper Arrays* is divided into five sections. In Section 1, we define both an  $m \times n \times p$  proper array and its associated letter representation. In Section 2, we discuss, for  $m \neq n$ , various symmetry constraints. From these symmetry constraints, a formula is developed for fixed values of  $m$  and  $n$  that predicts the number of possible connected structures associated with  $m \times n \times p$  proper arrays. The number of such connected structures provides the basis for calculating the size of  $M_{(m,n)}$ . [1],[2],[8] Sections 3 through 5 produce generating relationships for the four quantities present in the formula that appears in Section 2. Each quantity is associated with a particular symmetry restriction. Since the letter representation are related to the Bell Numbers, we should note that the generating functions are exponential in nature.[5],[6]

# 1 Proper Arrays and Letter Representations

The basic geometric piece needed for the construction of a proper array is a **directed cube**. A directed cube is a cube whose five sides contain a circular indentation, while the sixth side has an outward extentind plug or arrow.

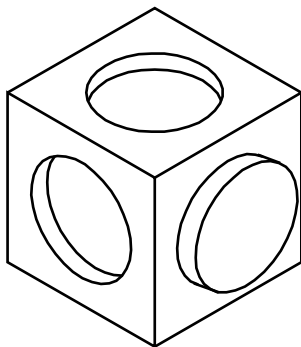


Figure 1.1: A directed cube. Note that the arrow(plug) extends from the front face while the other five sides contain circular indentations.

Clearly, by fitting the arrow of one directed cube into any indentation of another directed cube, we can build arrays.

**Definition:** An  $m \times n \times p$  **proper array** is a three-dimensional array of directed cubes that obeys the following two conditions:

- i. The array is **5-way flat**. That is, only the front face has outward pointing arrows.

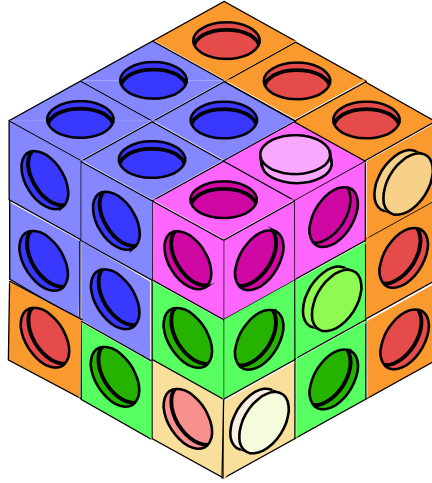


Figure 1.2: The pink component is not 5-way flat. It has an arrow that extends from the top face of the cube.

- ii. We define an **island** to be a component that does not reach the front face. The array can not have islands.

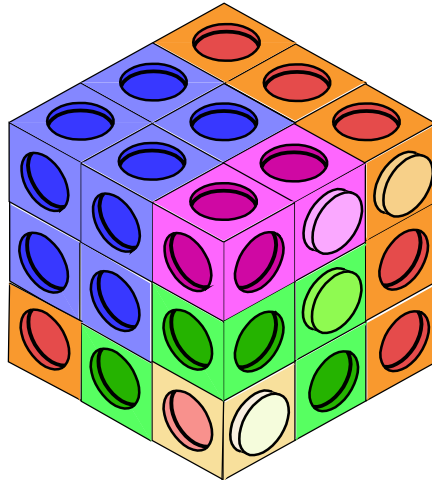
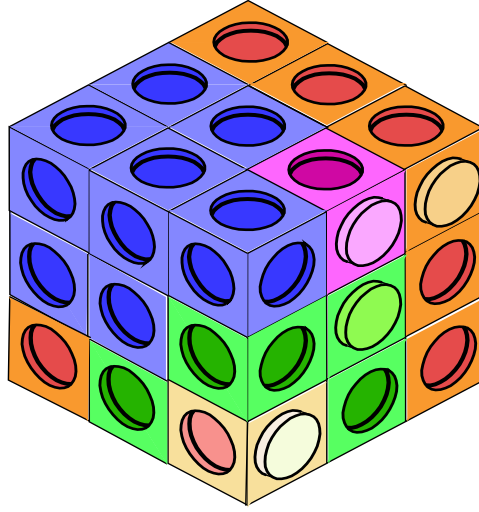


Figure 1.3: The purple component is an island since it does not reach the front face.

An  $m \times n \times p$  proper array has the property that its underlying geometric structure is captured by the geometry inherent in the front face. In particular, by letting each distinct component be denoted by a distinct letter and any outward pointing arrows be depicted as circles around the letters, the geometry of the front face (and hence the entire proper array) is recorded as  $m \times n$  grid of arrowed letters. This  $m \times n$  grid of arrowed letters is called the **word representation** of the  $m \times n \times p$  proper array. By deleting the arrows(circles) in the word representation, we form the **letter representation** of the  $m \times n \times p$  proper array. The letter representation captures the underlying connective structure of the proper array.



A	B	C
D	D	C
E	D	C

A	B	C
D	D	C
E	D	C

Figure 1.4: An example of a  $3 \times 3 \times 3$  proper array. At the bottom left corner, the word representation is given. This word representation records the components(colored letters) and arrows(circles) present in the front face of the three-dimensional array. At the bottom right corner, the letter representation is given. The letter representation is only concerned with components.

## 2 Enumerating Letter Representations

### 2.1 Rectangular Symmetry

Our goal is to fix  $m$  and  $n$ , and enumerate all letter representations associated with  $m \times n \times p$  proper arrays. In order to do this, we must take into account the symmetry associated with an  $m \times n \times p$  proper arrays. Such a symmetry transformation must take the front face of the proper array to itself. The number of symmetry transformations associated with a proper array depends on whether  $m = n$ . If  $m \neq n$ , then the proper array has **rectangular symmetry**. Such an array has four symmetry transformations, namely a horizontal reflection, a vertical reflection, a rotation by 180 degrees, and the identity transformation. When enumerating letter representations, it is only necessary to enumerate those letter representation associated with  $m \times n \times p$  proper arrays that are distinct from each other when applying the four symmetry transformations. In other words, given two letter representations,  $C$  and  $D$ ,  $C$  is equivalent to  $D$  if and only if  $D$  can be transformed into  $C$  by applying a series of rotations and reflections. If  $C$  is equivalent to  $D$ , we only need to count  $C$  when calculating the number of letter representations associated with  $m \times n \times p$  proper arrays.




Figure 2.1 The four equivalent versions of a  $2 \times 3 \times 2$  array. Let the diagram in the upper left corner represent the original array. Then by reading in a clockwise manner, the next diagram depicts a  $180^\circ$  rotation of the original array. The bottom right corner depicts a vertical reflection of the original array. The remaining diagram depicts a horizontal reflection of the original array. These four symmetry images are only counted once in the enumeration procedure.

## 2.2 The Enumeration Formula

Since two letter representations are considered to be equivalent if and only if there is a symmetry transformation which maps one letter representation to the other, we will be able to enumerate the letter representations associated with  $m \times n \times p$  arrays by applying symmetry transformations to the entire collection of  $m \times n$  letter arrays. Fortunately, it is an easy exercise to show that the entire set of  $m \times n$  letter arrays has cardinality is given by the  $mn^{th}$  Bell Number, which for the purposes of this paper, will be denoted by  $B_{(m,n)}$ . To calculate the letter representations associated with rectangular  $m \times n \times p$  proper arrays, we first determine whether a given  $m \times n$  letter array, called  $A$ , is fixed via any of the four symmetry transformations. If  $A$  is not fixed via symmetry,  $A$  has four equivalent images. Any formula we derive to enumerate  $m \times n$  letter representations must take into account that the four images are the same. However, if  $A$  is fixed under a symmetry transformation, it has at most two symmetry images. Define  $L_{(m,n)}$  to be the number of  $m \times n$  letter representations modulo symmetry. The previously mentioned discussion explains why the divisions by four and two appear in the formula for  $L_{(m,n)}$ . It can be shown that the  $m \times n$  letter arrays can be divided into five subset, where the first subset is composed of the letter arrays fixed only by horizontal reflection, the second subset contains the letter arrays fixed only by vertical reflection, the third subset contains the letter arrays which obey only  $180^\circ$  degree rotation, the fourth subset contain the letter arrays that fixed under two or more symmetry transformations, and the fifth subset is the complement of the previous four (and contains elements which do not have any inherent symmetry). In particular,

- i. Let  $S_{(m,n)}$  count the number of  $m \times n$  letter arrays that are fixed via horizontal reflection, vertical reflection, and  $180^\circ$  degree rotation. Such a letter array is defined to be *self symmetric*. Self symmetric letter arrays only have one symmetry image.
- ii. Let  $H_{(m,n)}$  count the number of  $m \times n$  letter arrays fixed via horizontal reflection. Then,  $H_{(m,n)} - S_{(m,n)}$  counts the  $m \times n$  letter arrays that are fixed only by horizontal reflection. The letter arrays that obey only horizontal reflection have two equivalent symmetry images.
- iii. Let  $V_{(m,n)}$  count the number of  $m \times n$  letter arrays fixed via vertical reflection. Then,  $V_{(m,n)} - S_{(m,n)}$  counts the  $m \times n$  letter arrays that are fixed only by vertical reflection. The letter arrays that obey only vertical reflection have two equivalent symmetry images.
- iv. Let  $R_{(m,n)}$  count the number of  $m \times n$  letter arrays fixed via  $180^\circ$  rotation. Then,  $R_{(m,n)} - S_{(m,n)}$  counts the  $m \times n$  letter arrays that are fixed only by rotation. The letter arrays that obey only  $180^\circ$  rotation have two equivalent symmetry images.
- v. Let  $C_{(m,n)} \equiv B_{(m,n)} - [H_{(m,n)} - S_{(m,n)}] - [V_{(m,n)} - S_{(m,n)}] - [R_{(m,n)} - S_{(m,n)}] - S_{(m,n)}$ . Then  $C_{(m,n)}$  counts the  $m \times n$  letter arrays that have four distinct symmetry images. That is,  $C_{(m,n)}$  is the number of  $m \times n$  letter arrays that are not fixed under any symmetry tranformation.

The above discussion implies that  $L_{(m,n)}$ , the number of  $m \times n$  letter representations modulo symmetry, is determined as follows:

$$\begin{aligned} L_{(m,n)} &= \frac{C_{(m,n)}}{4} + \frac{[H_{(m,n)} - S_{(m,n)}] + [R_{(m,n)} - S_{(m,n)}] + [V_{(m,n)} - S_{(m,n)}]}{2} + S_{(m,n)} \\ &= \frac{B_{(m,n)} + H_{(m,n)} + V_{(m,n)} + R_{(m,n)}}{4} \end{aligned} \quad (2.1)$$

### 3 Generating Function for Horizontal/Vertical Symmetry

In order to use (2.1), we need to find generating functions for  $H_{(m,n)}$ ,  $V_{(m,n)}$ ,  $R_{(m,n)}$ , and  $S_{(m,n)}$ . There is one main geometric technique used to form the sums that give rise to the necessary generating functions. This technique involves subdividing the letter array into smaller sections. [1],[3] In particular, if only one symmetry tranformation is used (say horizontal reflection), the  $m \times n$  letter array is subdivided into two halves. If two or more transformations are applied, such as the case of  $S_{(m,n)}$ , the letter array is subdivided into quarters. In either case, we can arbitrarily fill one of the halves/quarters with any arrangement of letters, and then use symmetry to fill the remaining half/quarters of the  $m \times n$  letter array. The trick to this technique is to carefully subdivide around any row/ columns that will be fixed under the symmetry transformations. Thus, we must take into account whether  $m$  and  $n$  have even or odd parity. Hence, the generating functions for a single operation, (say  $H_{(m,n)}$ ), will vary, depending on whether  $m$  and/or  $n$  are odd.

We begin our construction of generating functions by calculating the two generating functions associated with  $H_{mn}$ . We should note that by interchanging the role of  $m$  and  $n$  in the ensuing formulas, we will also have generating functions for  $V_{(m,n)}$ . Before going any further, the following representation of the Bell Numbers needs to be introduced.[5],[7]

$$e^{t(e^x-1)} = \sum_{j=0}^{\infty} \sum_{mn=j}^{\infty} t^j \frac{x^{mn}}{(mn)!} M_j(mn) \quad (3.1)$$

where  $M_j(mn)$  counts the number of  $m \times n$  letter arrays composed of  $j$  distinct letters (components). In other words,  $B_{(m,n)} = \sum_{j=1}^{mn} M_j(mn)$ . By expanding  $e^{t(e^x-1)}$  in powers of  $t$ , we can prove the following remark

**Remark 3.1**

$$(e^x - 1)^j = \sum_{mn=j}^{\infty} j! \frac{x^{mn}}{(mn)!} M_j(mn)$$

This remark will be extremely useful in providing generating functions associated with symmetry operations on  $m \times n$  letter arrays.

The first two formulas deals with computing horizontal reflective symmetry. Let  $m$  denote the row dimensions while  $n$  denotes the column dimensions. The first sum,  $H(2m, n)$ , counts the number of  $2m \times n$  letter arrays that are fixed under horizontal reflection. In particular,

$$H(2m, n) = \sum_{j=1}^{mn} 2^j M_j(mn) + \sum_{j=2}^{mn} M_j(mn) \sum_{s=1}^{\lfloor \frac{j}{2} \rfloor} \frac{2^{j-2s}}{s!} \prod_{p=1}^s \binom{j-2p+2}{2}$$

$$= \sum_{j=1}^{mn} \sum_{s=0}^{\lfloor \frac{j}{2} \rfloor} \frac{M_j(mn) 2^{j-3s} j!}{s! (j-2s)!}$$

where

- i.  $j$  counts the number of components in the top half (i.e. the first  $m$  rows).
- ii.  $s$  counts the number of these  $j$  components that are interchanged when reflected to the bottom half.
- iii.  $M_0(n) = 0$  for  $n \geq 0$ . Else,  $M_0(0) = 1 = M(0)$ .

A	B	C	D
A	<del>B</del> X	D	C

Figure 3.1: This figure demonstrates the three possibilities that occur to the top half components.

- A component can reflect to itself. This is demonstrated by A.
- A component can reflect to entirely new letter. This is demonstrated by B reflecting to X.
- Two component, such as C and D, can interchange position under reflection.

Define  $k = mn$ . Note that

$$e^{\frac{1}{2}(e^t+3)(e^t-1)} \quad (3.2)$$

is the generating function for  $H(2m, n)$  since

$$\begin{aligned} H(2m, n)(t) &= \sum_{k=0}^{\infty} \sum_{j=0}^{\infty} \sum_{s=0}^{\infty} \frac{M_j(k) t^k 2^{j-3s} j!}{s!(j-2s)!k!} \\ &= \sum_{j=0}^{\infty} \sum_{s=0}^{\infty} \frac{2^{j-3s} (e^t - 1)^j}{s!(j-2s)!} \quad \text{Remark 3.1} \\ &= \sum_{j=0}^{\infty} \sum_{s=0}^{\infty} \frac{2^{-3s} [2(e^t - 1)]^j}{s!(j-2s)!} \\ &= e^{2(e^t-1)} \sum_{s=0}^{\infty} \frac{2^{-s} (e^t - 1)^{2s}}{s!} \\ &= e^{2(e^t-1)} e^{\left(\frac{e^t-1}{\sqrt{2}}\right)^2} = e^{\frac{1}{2}(e^t+3)(e^t-1)} \end{aligned}$$

In the next sum,  $H(2m+1, n)$  counts the number of  $(2m+1) \times n$  letter arrays fixed under horizontal mirror reflection. Note,  $H(2m+1, n)$  is more complicated than  $H(2m, n)$  since we must contend with a fixed middle row.

$$H(2m+1, n) = \sum_{i=1}^{mn} \sum_{j=1}^{\min(n, i)} \sum_{k=j}^n \sum_{s=0}^{\lfloor \frac{i-j}{2} \rfloor} M_i(mn) \binom{i}{j} \binom{n}{k} j! M_j(k) M(n-k) \frac{2^{i-j-2s}}{s!} \prod_{p=1}^s \binom{i-j-2p-2}{2}$$

where

- i.  $i$  counts the number of components in the top half (i.e. the first  $m$  rows).
- ii.  $j$  counts the number of those  $i$  components repeated in the middle row. (So there are  $i - j$  free components.)
- iii.  $k$  counts the number of positions in the middle row occupied by the  $j$  components.
- iv.  $s$  counts the number of  $i - j$  components that are interchanged when reflected to the bottom.
- v.  $M(n - k)$  are the number of  $1 \times (n - k)$  letter arrays. In other words,  $M(n - k) = B_{n-k}$ .

A	B	C		D
	A		A	
A	B	D		C

Figure 3.2: In this case, the middle row is fixed under horizontal reflection. If a component from the top half occurs in the middle row, it is fixed under reflection. Otherwise, it obeys the three possibilities discussed in the construction of  $H(2m, n)$ .

The following calculations are used to reduce  $H(2m + 1, n)$  into the following closed form. In particular,

$$\frac{(mn)!n!}{(2\pi i)^2} \oint \oint \frac{e^{(e^y-1)(e^x+1)+e^x-1+\frac{1}{2}(e^y-1)^2}}{y^{mn+1}x^{n+1}} dx dy \quad (3.3)$$

is the generating function for  $H(2m + 1, n)$  via the following calculations.

$$\begin{aligned} H(2m + 1, n) &= n! \sum_{i=0}^{\infty} \sum_{j=0}^{\infty} \sum_{k=0}^{\infty} \sum_{s=0}^{\infty} \frac{M_i(mn) i! M_j(k) M(n-k) 2^{i-j-3s}}{k! (n-k)! s! (i-j-2s)!} \\ &= \frac{(mn)!n!}{(2\pi i)^3} \oint \oint \oint \sum_{\substack{i, j \\ k, s=0}}^{\infty} \frac{(e^y-1)^i (e^t-1)^j e^{e^x-1} 2^{i-j-3s}}{y^{mn+1} j! t^{k+1} x^{n-k+1} s! (i-j-2s)!} dx dy dt \end{aligned}$$

$$\begin{aligned}
&= \frac{(mn)!n!}{(2\pi i)^2} \oint \oint \sum_{\substack{i,j \\ s=0}}^{\infty} \frac{(e^y - 1)^i (e^x - 1)^j e^{e^x - 1} 2^{i-j-3s}}{y^{mn+1} j! x^{n+1} s! (i-j-2s)!} dx dy \\
&= \frac{(mn)!n!}{(2\pi i)^2} \oint \oint \sum_{i,s=0}^{\infty} \frac{(e^y - 1)^i (e^x + 1)^{i-2s} e^{e^x - 1} 2^{-s}}{y^{mn+1} j! x^{n+1} s! (i-2s)!} dx dy \\
&= \frac{(mn)!n!}{(2\pi i)^2} \oint \oint \sum_{s=0}^{\infty} \frac{(e^y - 1)^{2s} e^{e^x - 1 + (e^y - 1)(e^x + 1)} 2^{-s}}{y^{mn+1} j! x^{n+1} s!} dx dy \\
&= \frac{(mn)!n!}{(2\pi i)^2} \oint \oint \frac{e^{(e^y - 1)(e^x + 1) + e^x - 1 + \frac{1}{2}(e^y - 1)^2}}{y^{mn+1} x^{n+1}} dx dy
\end{aligned}$$

## 4 Generating Function for Rotational Symmetry

Our next step is to find a generating function for  $R_{(m,n)}$ . Let  $R(m, n)$  count the number of  $m \times n$  letter arrays that are fixed via  $180^\circ$  rotation. As was the case in the previous section, the technique is to divide the  $m \times n$  letter representation into two halves, arbitrarily fill the first half with any combination of letter, and then use rotational symmetry to complete the bottom half of the  $m \times n$  array. Fortunately, for arrays with both dimensions even, none of the letters are fixed under rotation, and the geometric construction used to compute  $H(2m, 2n)$  can be applied to the rotational case. Thus, we can easily see that  $R(2m, 2n) = H(2m, 2n)$ . Furthermore, if the letter representation has one odd dimension and one even dimension, the array has a central row or column. We should note the rotation has no fixed letters and maps the middle row/column to itself. The only way a letter from the upper half of the array can occupy a position in the middle row/column is if the rotation maps the letter to itself when the top half of the array is transformed to the bottom half of the array. These facts imply that the geometric construction used in the calculation of  $H(2m+1, 2n)$  will apply to  $R(2m+1, n)$  and  $R(2m, 2n+1)$ . Thus, we conclude that  $R(2m+1, 2n) = H(2m+1, 2n)$  and  $R(2m, 2n+1) = V(2m, 2n+1) = H(2n+1, 2m)$ . Hence it remains only to analyze the case  $m \times n$  letter representations, where  $m$  and  $n$  are both odd. When  $m$  and  $n$  are odd, a  $180^\circ$  rotation leads to a fixed point and the array is divided into an upper  $L$  and a lower  $L$ .


1	2	3	4	5
6	7	8	9	10
11	12		12	11
10	9	8	7	6
5	4	3	2	1

Figure 4.1: Under 180 degree rotation, the middle position is fixed and the array is subdivided into two  $L$  shapes.

$$\begin{aligned}
R(m, n) &= \sum_{i=1}^q \sum_{s=0}^{\lfloor \frac{i}{2} \rfloor} \sum_{r=0}^{i-2s} \frac{M_i(q)}{s!} \prod_{p=1}^s \binom{i-2p+2}{2} (i-2s+1-r) \binom{i-2s}{r} \\
&= \sum_{i=1}^q \sum_{s=0}^{\lfloor \frac{i}{2} \rfloor} \sum_{r=0}^{i-2s} \frac{M_i(q) i! (i-2s+1-r)}{s! 2^s r! (i-2s-r)!}
\end{aligned}$$

where

- i.  $q = n \lfloor \frac{m}{2} \rfloor + \lfloor \frac{n}{2} \rfloor$  (i.e. the number of positions in the top  $L$ )
- ii.  $i$  counts the number of component in the top  $L$
- iii.  $s$  counts the number of  $i$  components that are interchanged in the bottom  $L$
- iv.  $r$  counts the number of new letters that appear in the bottom  $L$ . Hence, the middle position can either be an entirely new component that does not appear in the rest of the array or one of the remaining  $i-2s-r$  components since these  $i-2s-r$  components must go to themselves in the bottom  $L$ .

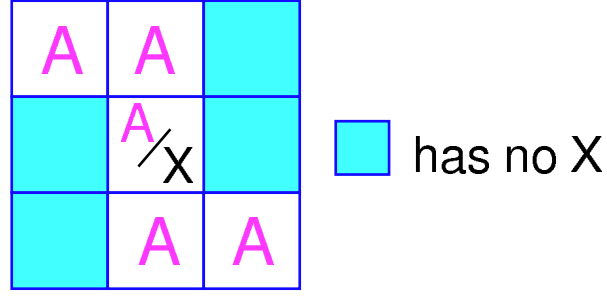


Figure 4.2: The two ways to fill the middle position. The middle position either is an entirely new letter or a letter present in the upper  $L$  that must be repeated in the appropriate position of the bottom  $L$ .

We are ready to show

$$e^{2e^t - 2 + t + \frac{1}{2}(e^t - 1)^2} \quad (4.1)$$

is the generating function for  $R(m, n)$  since

$$\begin{aligned}
R(m, n)(t) &= \sum_{\substack{q, i \\ s, r = 0}}^{\infty} \frac{M_i(q) t^q i! (i - 2s - r + 1)}{q! 2^s s! r! (i - 2s - r)!} \\
&= \frac{1}{2\pi i} \oint \sum_{\substack{q, i \\ s, r = 0}}^{\infty} \frac{(e^y - 1)^i t^q (i - 2s + 1 - r)}{y^{q+1} r! (i - 2s - r)! s! 2^s} dy \\
&= \sum_{\substack{i \\ s, r = 0}}^{\infty} \frac{(e^t - 1)^i (i - 2s + 1 - r)}{r! (i - 2s - r)! s! 2^s} \\
&= \sum_{s, r = 0}^{\infty} \frac{e^{e^t - 1 + t} (e^t - 1)^{r+2s}}{r! s! 2^s} \\
&= e^{2(e^t - 1) + \frac{1}{2}(e^t - 1)^2 + t}
\end{aligned}$$

## 5 Generating Function for Self Symmetrical Letter Representation

An  $m \times n$  letter representation is *self symmetric* if and only if it is fixed via horizontal and vertical rotation. Let  $S(m, n)$  count the number of self symmetrical letter representations. Although  $S(m, n)$  is not present in the simplified form of (2.1), for completeness sake, we will determine generating functions for  $S(m, n)$ . Since the self symmetrical elements involve two symmetry transformations, the  $m \times n$  letter representation is divided into four quadrants. The upper left quadrant is arbitrarily filled. Then, the remaining three quadrants are filled by applying the two symmetry transformations to the upper left quarter. There are two types of components in the upper left quadrant. The first type of component is called a *singleton*. A singleton component is a component whose image in the remaining three quadrants is never letter, except possibly itself, that appears in the upper left quarter. There are five possible ways a component can be a singleton. These five ways are illustrated in Figure 5.1

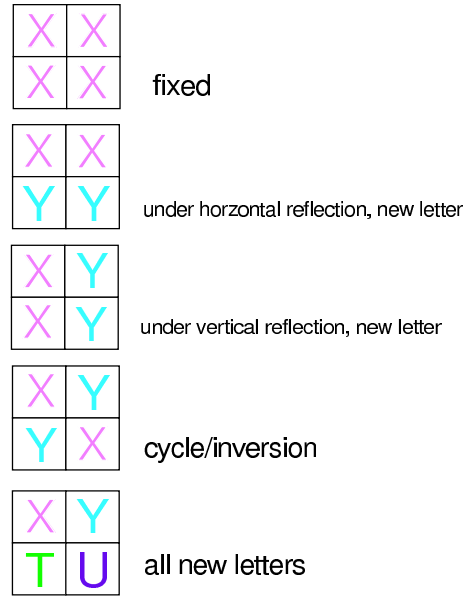
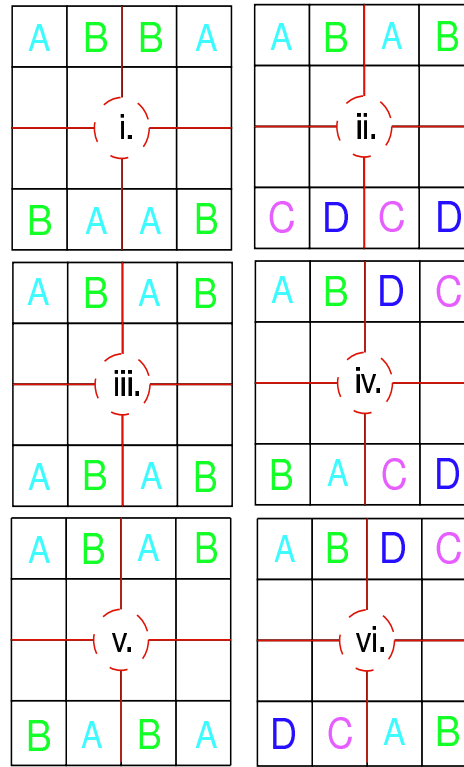


Figure 5.1: The five ways a singleton component can be transformed under symmetry.

The second type of component present in the upper left quadrant can be considered to be part of a *double pair*. A component is part of double pair when its image in one of the other three components is another letter originally present in the upper left quadrant. Figure 5.2 illustrates the six ways double pairs transform in a self symmetrical manner.



- i. Interchange via horizontal reflection
- ii. Cycle Interchange via vertical reflection
- iii. Interchange via vertical reflection
- iv. Cycle Interchange via horizontal reflection
- v. Cycle
- vi. Cycle Interchange

Figure 5.2: The six ways two components that appearing in the upper left quadrant can be interchanged during symmetry operations.

As was the case when computing  $R_{(m,n)}$ , there are three generating functions associated with  $S_{(m,n)}$ . These generating functions are based on the dimensions of the letter representations and depend on carefully analyzing any central row and column. We begin by assuming the dimensions of the letter representation are even. Hence, there is no central row and no central column to worry about. The geometric construction depends on locating the singleton components and the double pairs present in the upper left quadrant. In particular,

$$S(2m, 2n) = \sum_{j=1}^{mn} \sum_{s=0}^{\lfloor \frac{j}{2} \rfloor} \frac{M_j(mn) 6^s 5^{j-2s}}{s!} \prod_{p=1}^s \binom{j-2p+2}{2}$$

where

- i.  $j$  counts the number of components in the top left quadrants.
- ii.  $s$  counts the number of the  $j$  components that are interchanged under symmetry operations.

Let  $k = mn$ . The following calculations verify that

$$e^{5(e^t-1)} \left[ -5 + e^{3(e^t+1)^2} \right] \quad (5.1)$$

is the generating function for  $S(2m, 2n)$ .

$$\begin{aligned} S(2m, 2n)(t) &= \sum_{k,j,s=0}^{\infty} \frac{t^k M_j(k) 6^s j! 5^{j-2s}}{2^s (j-2s)! s!} - 5 \sum_{k,j=0}^{\infty} \frac{t^k M_j(k) 5^j}{k!} \\ &= \frac{1}{2\pi i} \oint \sum_{k,j,s=0}^{\infty} \frac{t^k (e^y - 1)^j 3^s 5^{j-2s}}{y^{k+1} (j-2s)! s!} dy - \frac{5}{2\pi i} \oint \sum_{k,j=0}^{\infty} \frac{t^k (e^y - 1)^j 5^j}{j! y^{k+1}} dy \\ &= \sum_{j,s=0}^{\infty} \frac{(e^t - 1)^j 3^s 5^{j-2s}}{(j-2s)! s!} - 5 \sum_{j=0}^{\infty} \frac{(e^t - 1)^j 5^j}{j!} \\ &= \sum_{s=0}^{\infty} \frac{(e^t - 1)^{2s} 3^s e^{5(e^t-1)}}{s!} - 5e^{5(e^t-1)} \\ &= e^{5(e^t-1)+3(e^t-1)^2} - 5e^{5(e^t-1)} \end{aligned}$$

The final two sums of this section enumerate the self symmetrical letter patterns for arrays of dimension  $2m \times (2n + 1)$  and  $(2m + 1) \times (2n + 1)$ . As was the case for arrays of dimensions  $2m \times 2n$ , we subdivide the underlying letter array into four quarters. However, because of the odd dimensions, we must deal with central column and/or row. In the case of an array of dimension  $2m \times (2n + 1)$ , we decompose the array into four quadrants and a middle column.

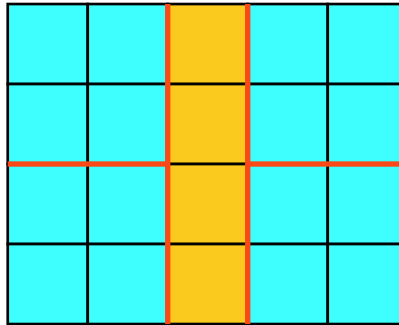


Figure 5.3: A schematic representation of the geometric decomposition used in the  $2m \times (2n + 1)$  case

Next, we fill the upper left quadrant via an arbitrary letter configuration. Then, using symmetry, we fill the remaining three quadrants via Figures 5.1 and 5.2. However, we need to determine whether a singleton letter or an element of the double pair may occupy spaces in the middle column and still have the entire array be self symmetric. In particular, the following two singleton types may occur in the middle column.

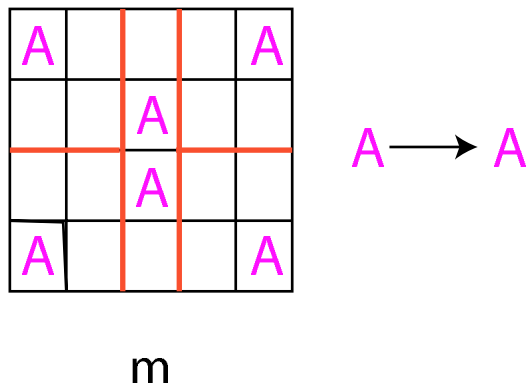
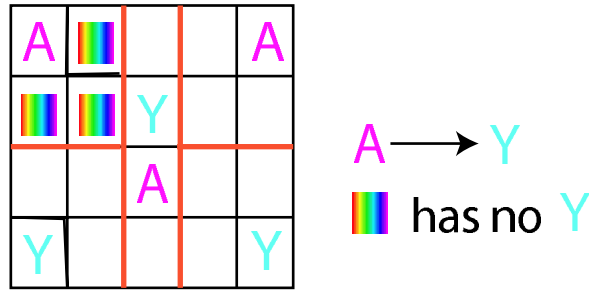


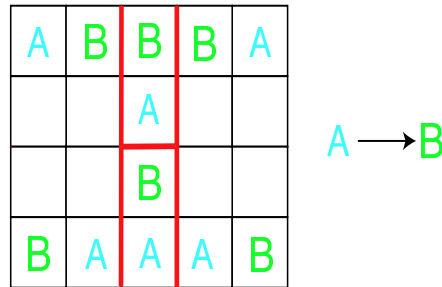
Figure 5.4: In this case, the  $A$  is fixed under symmetry. Note that  $A$  may occupy spaces in the middle column.



t : Both  $A$  and  $Y$  may occur in the middle column

Figure 5.5: Under horizontal reflection, the  $A$  goes to a new letter  $Y$ . Note that both  $A$  and  $Y$  may occupy spaces in the middle column.

Furthermore, Diagram i of Figure 5.2 is the only double pair whose components may occur in the middle column.



T : Both  $A$  and  $B$  can appear in the middle column

Figure 5.6: In this case, the double pair  $A$  and  $B$  are interchanged via symmetry. In particular, the  $A$ 's and  $B$ 's may occupy spaces in the middle column.

Once all four quadrants are filled, the middle column must be determined. This is done by filling the upper half of the middle column. First, we fill the upper half of the middle column with letters that appear in the quadrants. In particular, we notice that only two types of singletons and one type of double pair may be repeated in the middle column (see Figures 5.4 through 5.6). Once these components are placed in the upper half of the middle column, the corresponding positions in the lower half of the middle column are also determined. The remaining positions in the middle column are filled by an appropriate self symmetrical column of letters, none of which appear in the four quadrants. This geometric construction is recorded as  $S(2m, 2n + 1)$ .

$$\begin{aligned}
S(2m, 2n+1) &= \sum_{i=1}^{mn} \sum_{F=0}^{\lfloor \frac{i}{2} \rfloor} \sum_{M=0}^{\lfloor \frac{i-2F}{2} \rfloor} \sum_{f=0}^{i-2F-2M} \sum_{p=0}^{i-2F-2M-f} \sum_{l=0}^m \sum_{k=\min(1, m-l)}^{m-l} \sum_{t=0}^{\lfloor \frac{k}{2} \rfloor} \\
&\frac{M_i(mn) 5^F 3^f (2i-2f-p-4F-2M)^l M_k(m-l) 2^{k-2t}}{F! M! t!} \prod_{P=1}^F \binom{i-2P+2}{2} \prod_{q=1}^M \binom{i-2F-2q+2}{2} \\
&\binom{i-2F-2M}{f} \binom{i-2F-2M-f}{p} \binom{m}{l} \prod_{r=1}^t \binom{k-2r+2}{2} \\
&= \sum_{\substack{i, F \\ M, f \\ p, l, t}}^{\infty} \frac{M_i(mn) i! 5^F 3^f 2^{-F-M} m! (2i-2f-p-4F-2M)^l M_k(m-l) 2^{k-3t} k!}{F! M! f! p! (i-2F-2M-f-p)! l! (m-l)! (k-2t)! t!}
\end{aligned}$$

- i.  $i$  counts the number of components in the upper left quadrant.
- ii.  $F$  counts the number of double pairs in the upper left hand quadrant that are of the type illustrated in Diagrams ii through vi of Figure 5.2.
- iii.  $M$  counts the number of double pairs in the upper left quadrant that are of the type shown in Figure 5.6.
- iv.  $f$  counts the number of components in the upper left quadrant that are singletons letter of symmetry type illustrated by the bottom three diagrams of Figure 5.1. (In other words, these singletons may not occur in the middle column.
- v.  $p$  counts the number of components in the upper left quadrant that are singleton letters of symmetry type shown in Figure 5.4.
- vi.  $l$  counts the number of spaces in the upper half of the middle column that are filled by elements of the singletons or double pairs that may occur in the middle column. These symmetry types are illustrated by Figures 5.4 through 5.6.
- vii.  $k$  counts the number of components in the remaining spaces of the upper half of the middle column.

In particular,

$$\frac{(mn)! m!}{(2\pi i)^2} \oint \oint \frac{e^{\frac{1}{2}[e^x(-4+2e^y)+(e^{2y}+5)e^{2x}-4]}}{y^{m+1} x^{mn+1}} dx dy \quad (5.2)$$

is the generating function for  $S(2m, 2n + 1)$  since,

$$\begin{aligned}
SS(2m, 2n + 1) &= \sum_{\substack{i, F, M \\ f, p \\ l, k, t = 0}}^{\infty} \frac{M_i(mn)i!5^F 3^f 2^{-F-M}}{F!M!f!p!(i - 2F - 2M - f - p)!} \frac{m!}{l!(m - l)!} \\
&\quad [2i - 2f - p - 4F - 2M]^l M_k(m - l) \frac{2^{k-3t} k!}{(k - 2t)!t!} \\
&= \frac{1}{(2\pi i)^2} \oint \oint \sum_{\substack{i, F, M \\ f, p \\ l, k, t = 0}}^{\infty} \frac{(mn)!(e^x - 1)^i}{x^{mn+1}} \frac{5^F 3^f 2^{-F-M}}{F!M!f!p!(i - 2F - 2M - f - p)!} \\
&\quad \frac{m!(e^y - 1)^k}{l!y^{m-l+1}} \frac{2^{k-3t}}{(k - 2t)!t!} [2i - 2f - p - 4F - 2M]^l dx dy \\
&= \frac{(mn)!m!}{(2\pi i)^2} \oint \oint \sum_{\substack{i, F, M \\ f, p \\ l, k, t = 0}}^{\infty} \frac{(e^x - 1)^i}{x^{mn+1}} \frac{5^F 3^f 2^{-F-M}}{F!M!f!p!(i - 2F - 2M - f - p)!} \\
&\quad \frac{(e^y - 1)^k}{l!y^{m-l+1}} [2i - 2f - p - 4F - 2M]^l \frac{2^{-t} [dz]^{2t} z^k}{k!t!} dx dy \Big|_{z=2} \\
&= \frac{(mn)!m!}{(2\pi i)^2} \oint \oint \sum_{\substack{i, F, M \\ f, p \\ l, k = 0}}^{\infty} \frac{(e^x - 1)^i}{x^{mn+1}} \frac{5^F 3^f 2^{-F-M} [2i - 2f - p - 4F - 2M]^l}{F!M!f!p!(i - 2F - 2M - f - p)!} e^{\frac{(dz)^2}{2}} \frac{z^k (e^y - 1)^k}{l!y^{m-l+1}} dx dy \Big|_{z=2} \\
&= \frac{(mn)!m!}{(2\pi i)^2} \oint \oint \sum_{\substack{i, F, M \\ f, p \\ l = 0}}^{\infty} \frac{(e^x - 1)^i}{x^{mn+1}} \frac{5^F 3^f 2^{-F-M} [2i - 2f - p - 4F - 2M]^l}{F!M!f!p!(i - 2F - 2M - f - p)! l! y^{m-l+1}} e^{\frac{(dz)^2}{2}} e^{z(e^y - 1)} dx dy \Big|_{z=2}
\end{aligned}$$

$$\begin{aligned}
&= \frac{(mn)!m!}{(2\pi i)^2} \oint \oint \sum_{\substack{i, F, M \\ f, p \\ l=0}}^{\infty} \frac{(e^x - 1)^i 5^F 3^f 2^{-F-M} [2i - 2f - p - 4F - 2M]^l e^{\frac{1}{2}(e^{2y} + 2e^y - 3)}}{x^{mn+1} F!M!f!p!(i - 2F - 2M - f - p)!l!y^{m-l+1}} dx dy \\
&= \frac{(mn)!m!}{(2\pi i)^2} \oint \oint \sum_{\substack{i, F, M \\ f, p=0}}^{\infty} \frac{(e^x - 1)^i 5^F 3^f 2^{-F-M} e^{y(2i-2f-p-4F-2M)} e^{\frac{1}{2}(e^{2y} + 2e^y - 3)}}{x^{pn+1} F!M!f!p!(i - 2F - 2M - f - p)!y^{m+1}} dx dy
\end{aligned}$$

Let  $M = u - F$ . The above line becomes

$$\begin{aligned}
&\frac{(mn)!m!}{(2\pi i)^2} \oint \oint \sum_{\substack{i, F, u \\ f, p=0}}^{\infty} \frac{[(e^x - 1)e^{2y}]^i [3e^{-2y}]^f [5e^{-2y}]^F [e^{-y}]^p [2e^{2y}]^{-u} e^{\frac{1}{2}(e^{2y} + 2e^y - 3)}}{F!(u - F)!f!p!(i - 2u - f - p)!y^{m+1}x^{mn+1}} dx dy \\
&= \frac{(mn)!m!}{(2\pi i)^2} \oint \oint \sum_{i, F, u=0}^{\infty} \frac{[(e^x - 1)e^{2y}]^i [5e^{-2y}]^F [1 + 3e^{-2y} + e^{-y}]^{i-2u} [2e^{2y}]^{-u} e^{\frac{1}{2}(e^{2y} + 2e^y - 3)}}{F!(u - F)!(i - 2u)!y^{m+1}x^{mn+1}} dx dy \\
&= \frac{(mn)!m!}{(2\pi i)^2} \oint \oint \sum_{i, u=0}^{\infty} \frac{[(e^x - 1)e^{2y}]^i [1 + 5e^{-2y}]^u [1 + 3e^{-2y} + e^{-y}]^{i-2u} [2e^{2y}]^{-u} e^{\frac{1}{2}(e^{2y} + 2e^y - 3)}}{u!(i - 2u)!y^{m+1}x^{mn+1}} dx dy \\
&= \frac{(mn)!m!}{(2\pi i)^2} \oint \oint \sum_{u=0}^{\infty} \frac{e^{(e^x-1)(3+e^y+e^{2y})} [(e^{2y} + 5)(\frac{1}{2}(e^x - 1)^2)^u] e^{\frac{1}{2}(e^{2y} + 2e^y - 3)}}{u!y^{m+1}x^{mn+1}} dx dy \\
&= \frac{(mn)!m!}{(2\pi i)^2} \oint \oint \frac{e^{(e^x-1)(3+e^y+e^{2y}) + \frac{1}{2}(e^x-1)^2(e^{2y}+5)} e^{\frac{1}{2}(e^{2y} + 2e^y - 3)}}{y^{m+1}x^{mn+1}} dx dy \\
&= \frac{(mn)!m!}{(2\pi i)^2} \oint \oint \frac{e^{\frac{1}{2}[e^x(-4+2e^y) + (e^{2y}+5)e^{2x}-4]}}{y^{m+1}x^{mn+1}} dx dy
\end{aligned}$$

In the case of an  $(2m+1) \times (2n+1)$  array, the decomposition involves four quadrants and a middle cross (which is composed of a middle column and a middle row.)

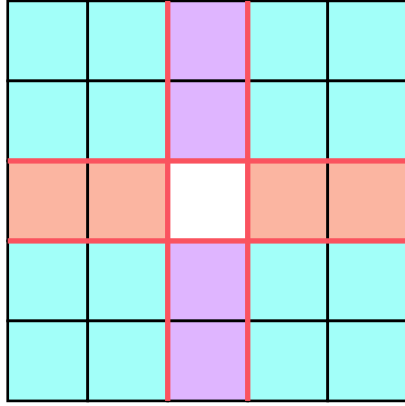


Figure 5.7: A schematic representation of the geometric decomposition utilized in the  $(2m + 1) \times (2n + 1)$  situation

For this situation, we will not begin by analyzing the components in the upper left quadrant. Instead, we will work first with the interior cross and then extend outward to the quadrants. In particular, we begin by filling in the top half of the middle column in an arbitrary manner. Next, using the horizontal reflective symmetry, we use the top half of the middle column to determine its bottom half. Note that a component from the top half, when reflected to the bottom, can either go to itself, go to an entirely new component, or become interchanged with another top half component. In all three cases, these top half components (and possibly new bottom half components) may occur in the quadrants. This situation is illustrated in the following diagram.

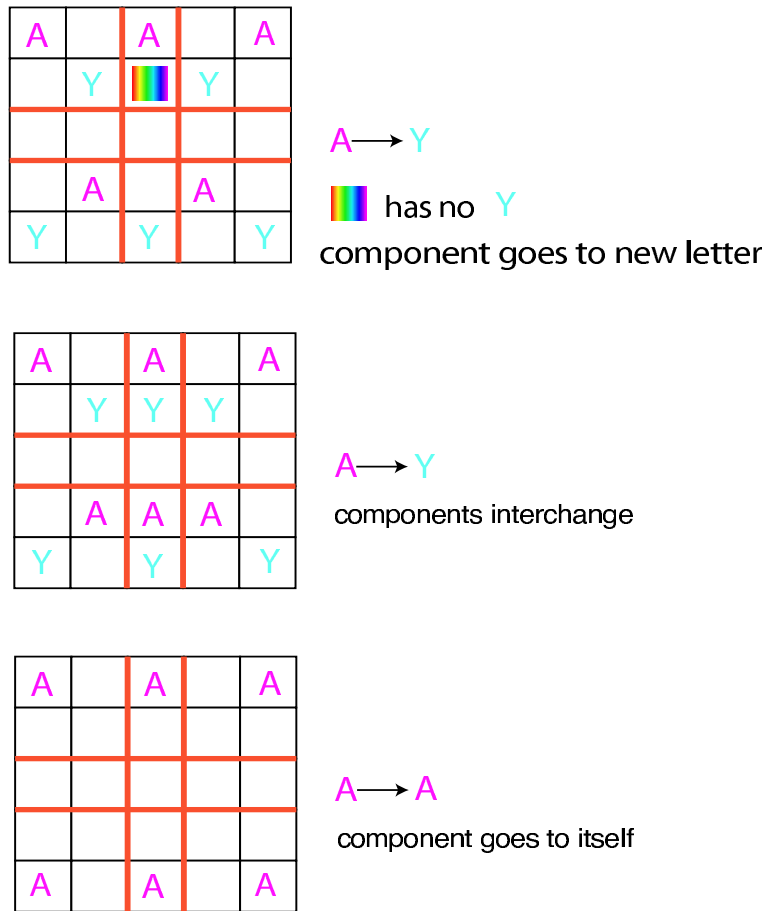


Figure 5.8: The three ways  $A$ , a component from the top half of the middle column, is transformed, via horizontal reflection, to the bottom half of the middle column. In all three cases, note that  $A$  and its image has a unique way of appearing in the quadrants.

The next step is to determine the middle row. This is done by first filling the left half of the middle row with components from the middle column. The only such middle column components that work are those components that are fixed under horizontal reflection. As the following diagram implies, these components will also be fixed under vertical reflection.

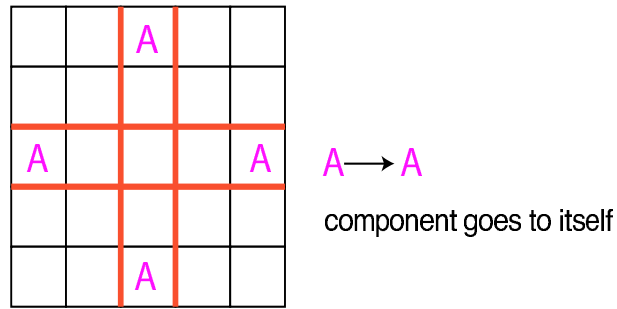


Figure 5.9: A component from the top half of the middle column whose image goes to itself in the bottom half of that same column may also appear in the middle row.

For the remaining spaces in the left half of the middle row, we repeat the procedure used to complete the middle column. The only difference is that we use a vertical reflection to map the the left hand components of this middle row to the right hand side. Once again, these middle row components may appear in the quadrants.

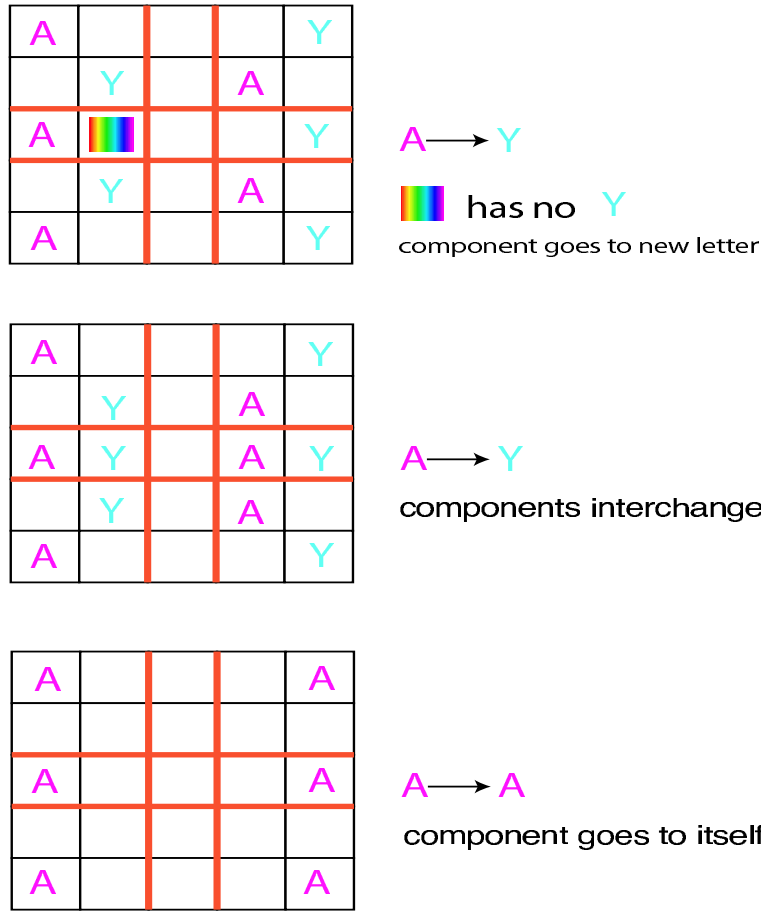


Figure 5.10: The three ways  $A$ , a component in the left half of the middle row, is transformed, via vertical reflection, to the right side of the middle row. In all three cases,  $A$  and its image have a unique way of appearing in the quadrants.

Finally, we are in a position to determine the quadrants. This is done by first placing the cross components throughout the quadrants. (See Figures 5.8 and 5.10) Then, for the remaining spaces of the quadrants, we repeat the geometric analysis of singletons and double pairs used for determining  $S(2m, 2n)$ . The last step is to fill the central middle space with an entirely new component, a singleton from the quadrant that is fixed under symmetry, or a component from the middle cross that is also fixed under symmetry. The aforementioned geometric construction is captured via the sum  $S(2m + 1, 2n + 1)$ .

$$\begin{aligned}
S(2m+1, 2n+1) = & \sum_{j=1}^m \sum_{s=0}^{\lfloor \frac{j}{2} \rfloor} \sum_{t=0}^{j-2s} \sum_{c=0}^n \sum_{k=\min(1, n-c)}^{n-c} \sum_{u=0}^{\lfloor \frac{k}{2} \rfloor} \sum_{v=0}^{k-2u} \sum_{P=0}^t \sum_{p=P}^{mn} \sum_{Q=0}^{2j-4s-2t} \sum_{q=\min(Q, mn-p)}^{mn-p} \sum_{R=0}^{2s} \sum_{r=\min(R, mn-p-q)}^{mn-p-q} \\
& \sum_{F=0}^v \sum_{f=\min(F, mn-p-q-r)}^{mn-p-q-r} \sum_{H=0}^{2k-4u-2v} \sum_{h=\min(H, mn-p-q-r-f)}^{mn-p-q-r-f} \sum_{D=0}^{2u} \sum_{d=\min(D, mn-p-q-r-f-h)}^{mn-p-q-r-f-h} \\
& \sum_{G=\min(1, mn-p-q-r-f-h-d)}^{mn-p-q-r-f-h-d} \sum_{B=0}^{\lfloor \frac{G}{2} \rfloor} \sum_{A=0}^{G-2B} \prod_{W=1}^s \binom{j-2W+2}{2} \prod_{V=1}^u \binom{k-2V+2}{2} \prod_{b=1}^B \binom{G-2b+2}{2} \\
& \frac{M_j(m) t^c M_k(n-c) P! M_P(p) M_Q(q) Q! M_R(r) R! M_F(f) F! M_H(h) H! M_D(d) D! M_G(mn-p-q-r-f-h-d)}{B! s! u!} \\
& 6^B 4^{G-2B-A} (1+t+v+A) \binom{j-2s}{t} \binom{n}{c} \binom{k-2u}{v} \binom{t}{P} \binom{mn}{p} \binom{2j-4s-2t}{Q} \binom{mn-p}{q} \\
& \binom{2s}{R} \binom{mn-p-q}{r} \binom{v}{F} \binom{mn-p-q-r}{f} \binom{2k-4u-2v}{H} \binom{mn-p-q-r-f}{h} \\
& \binom{mn-p-q-r-f-h}{d} \binom{2u}{D} \binom{G-2B}{A}
\end{aligned}$$

where

- i.  $j$  counts the number of components that appear in the top half of the middle column.
- ii.  $s$  counts the number of interchanges that occur among the  $j$  components.
- iii.  $t$  counts the number of  $j$  components that map to themselves in the bottom half of the middle column.
- iv.  $c$  counts the number of spaces in the left half of the middle row that are filled by the  $t$  components.
- v.  $k$  counts the number of components appearing in the left half of the middle row that do not appear in the middle column.
- vi.  $u$  counts the number of interchanges that occur among the  $k$  components.
- vii.  $v$  counts the number of  $k$  components that map to themselves in the right half of the middle row.
- viii.  $P$  counts the number of  $t$  components that appear in the upper left quadrant.

- ix.  $p$  counts the spaces occupied by the  $P$  components.
- x.  $Q$  counts the number of the  $2j - 4s - 2t$  components that appear in the upper left quadrant. Note that  $j - 2s - t$  counts the number of components in the upper half of the middle column that have a new image in the bottom half of the middle column.
- xi.  $q$  counts the spaces occupied by the  $Q$  components.
- xii.  $R$  counts the number of  $2s$  components that appear in the upper left quadrant.
- xiii.  $r$  counts the spaces occupied by the  $R$  components.
- xiv.  $F$  counts the number of  $v$  components that appear in the upper left quadrant.
- xv.  $f$  counts the spaces occupied by the  $F$  components.
- xvi.  $H$  counts the number of the  $2k - 4u - 2v$  components that appear in the upper left quadrant. Note that  $k - 2u - v$  counts the number of components in the left half of the middle row that have a new image in the right half of the middle row.
- xvii.  $h$  counts the spaces occupied by the  $Q$  components.
- xviii.  $D$  counts the number of  $2u$  components that appear in the upper left quadrant.
- xix.  $d$  counts the spaces occupied by the  $R$  components.
- xx.  $G$  counts the number of components appearing the upper left quadrant that do not appear in either the middle row or middle column.
- xxi.  $B$  counts the number of double pairs that occur among the  $G$  components. (see Figure 5.2)
- xxii.  $A$  counts the number of singleton in  $G$  that go to themselves in the remaining three quadrants.

The generating function for  $S(2m+1, 2n+1)$  is given by

$$\frac{(mn)!n!m!}{(2\pi i)^3} \oint \oint \oint \frac{E(e^{l+x}(e^y-1) + e^l(e^x-1) + e^l)}{y^{m+1}x^{n+1}l^{mn+1}} dx dy dl \quad (5.3)$$

where

$$E = e^{e^{2l}(e^y-1)+e^{2l}(e^x-1)+\frac{1}{2}(e^x-1)^2e^{2l}+\frac{1}{2}(e^y-1)^2e^{2l}+e^{l+x}(e^y-1)+e^l(e^x-1)+5(e^l-1)+3(e^l-1)^2}$$

The algebraic justification of (5.3) is provided below.

$$S(2m+1, 2n+1) = \sum_{\substack{j, s, t, c, k \\ u, v, P, p, Q \\ q, R, r, F, f \\ H, h, D, d, G \\ B, A = 0}}^{\infty} \frac{n!(mn)!M_j(m)M_k(n-c)t^c k!j!2^{-u-s+2G-4B-2A}M_P(p)(2j-4s-t)!}{(n-c)!c!s!u!(j-2s-t)!(k-2u-v)!(t-P)!p!(2j-4s-2t-Q)!q!}$$

$$\frac{M_Q(q)(2s)!M_R(r)M_F(f)(2k-4u-2v)!M_H(h)(2u)!M_D(d)M_G(mn-p-q-r-f-h-d)3^B G!(1+t+v+A)}{(2s-R)!r!(v-F)!f!(2k-4u-2v-H)!h!(2u-D)!d!(mn-p-q-r-f-h-d)!B!A!(G-2B-A)!}$$

$$= \frac{m!n!(mn)!}{(2\pi i)^9} \oint \sum_{\substack{j, s, t, c, k \\ u, v, P, p, Q \\ q, R, r, F, f \\ H, h, D, d, G \\ B, A = 0}}^{\infty} \frac{(e^y-1)^j(e^x-1)^k t^c 2^{-u-s+2G-4B-2A}(e^z-1)^P}{y^{m+1}x^{n-c+1}c!s!u!(j-2s-t)!(k-2u-v)!P!z^{p+1}(t-P)!}$$

$$\frac{(2j-4s-2t)!(e^T-1)^Q(2s)!(e^w-1)^R(e^a-1)^F(2k-4u-2v)!(e^b-1)^H(2u)!(e^g-1)^D(e^l-1)^G 3^B}{(2j-4s-2t-Q)!Q!T^{q+1}(2s-R)!R!w^{r+1}(v-F)!F!a^{f+1}(2k-4u-2v-H)!H!b^{h+1}(2u-d)!D!g^{d+1}} \frac{(1+t+v+A) dy dx dz dT dw da db dg dl}{l^{mn-p-q-r-f-h-d+1}B!A!(G-2B-A)!}$$

$$\begin{aligned}
&= \frac{m!n!(mn)!}{(2\pi i)^9} \oint \sum_{\substack{j, s, t, k \\ u, v, p \\ q, r, f \\ h, d, G \\ B, A = 0}}^{\infty} \frac{(e^y - 1)^j (e^x - 1)^k 2^{-u-s+2G-4B-2A} (e^l - 1)^G 3^B (1+t+v+A)}{y^{m+1} x^{n+1} s! u! l^{mn-p-q-r-f-h-d+1} (j-2s-t)! (k-2u-v)! t! v!} \\
&\quad \frac{e^{xt+zt+T(2j-4s-2t)+2ws+av+b(2k-4u-2v)+2ug}}{z^{p+1} T^{q+1} w^{r+1} a^{f+1} b^{h+1} g^{d+1} B! A! (G-2B-A)!} dy dx dz dT dw da db dg dl \\
&= \frac{m!n!(mn)!}{(2\pi i)^3} \oint \oint \oint \sum_{\substack{j, s, t, k \\ u, v, G \\ B, A = 0}}^{\infty} \frac{(e^y - 1)^j (e^x - 1)^k 2^{-u-s+2G-4B-2A} (e^l - 1)^G}{y^{m+1} x^{n+1} l^{mn+1} s! u! t! v!} \\
&\quad \frac{e^{xt+(-t-v+2j+2k-2s-2u)l} 3^B (1+t+v+A)}{(j-2s-t)! (k-2u-v)! B! A! (G-2B-A)!} dx dy dl \\
&= \frac{m!n!(mn)!}{(2\pi i)^3} \oint \oint \oint \sum_{\substack{s, t \\ u, v \\ B, A = 0}}^{\infty} \frac{(e^y - 1)^{2s+t} (e^x - 1)^{2u+v} 2^{-u-s} (e^l - 1)^{2B+A} 3^B (1+t+v+A)}{y^{m+1} x^{n+1} l^{mn+1} s! u! t! v! B! A!} \\
&\quad e^{xt+(t+v+2s+2u)l} e^{e^{2l}(e^y-1)+e^{2l}(e^x-1)+4(e^l-1)} dx dy dl \\
&= \frac{m!n!(mn)!}{(2\pi i)^3} \oint \oint \oint \sum_{t, v, A = 0}^{\infty} \frac{(e^y - 1)^t (e^x - 1)^v (e^l - 1)^A (1+t+v+A)}{y^{m+1} x^{n+1} l^{mn+1} t! v! A!} \\
&\quad e^{xt+(t+v)l} e^{e^{2l}(e^y-1)+e^{2l}(e^x-1)+\frac{1}{2}(e^x-1)^2 e^{2l}+\frac{1}{2}(e^y-1)^2 e^{2l}+4(e^l-1)+3(e^l-1)^2} dx dy dl \\
&= \frac{m!n!(mn)!}{(2\pi i)^3} \oint \oint \oint \frac{E(e^{l+x}(e^y-1) + e^l(e^x-1) + e^l)}{y^{m+1} x^{n+1} l^{mn+1}} dx dy dl
\end{aligned}$$

where

$$E = e^{e^{2l}(e^y-1)+e^{2l}(e^x-1)+\frac{1}{2}(e^x-1)^2 e^{2l}+\frac{1}{2}(e^y-1)^2 e^{2l}+e^{l+x}(e^y-1)+e^l(e^x-1)+5(e^l-1)+3(e^l-1)^2}$$

## 6 Conclusion

By using a particular decomposition of the Bell Numbers [5],[6] and applying various symmetry transformations to  $m \times n$  rectangular arrays, we discovered the three classes of exponential generating functions that are needed to calculate the number of  $m \times n$  letter representations modulo symmetry.[1],[3],[6] However, in order to predict the size of the cellular automata  $M_{(m,n)}$  [1],[2],[7], we must extrapolate the results of this paper to the case of  $m \times n$  arrays of arrowed letters. Currently, the author is formulating the generating functions used in the enumeration of rectangular arrowed arrays and plans to publish these results in the near future.

Another promising avenue of research involves square arrays, where  $m = n$ . Since a square array has more symmetry, the formula to enumerate  $m \times m$  letter representations modulo symmetry will be more complicated than the corresponding formula used to enumerate rectangular letter representations (see 2.1). The author is in the process of calculating the generating functions necessary in the enumeration of  $m \times m$  letter representations. The ultimate goal will be to adapt the geometric constructions used in the enumeration of  $m \times m$  letter representations to the case of  $m \times m$  arrowed letter arrays, and hence be able to predict the size of  $M_{(m,n)}$  for all intergers  $m$  and  $n$ .

## References

- [1] J. Quaintance “ $m \times n$  Proper Arrays: Geometric and Algebraic Methods of Classification”, Ph.D Dissertation, August 2002
- [2] J. Quaintance “ $n \times m$  Proper Arrays: Geometric Constructions and the Associated Linear Cellular Automata”, to appear in the *Maple Summer Workshop 2004 Proceedings*
- [3] J. Quaintance “Combinatoric Enumeration of the Geometric Classes Associated with  $n \times p$  Proper Arrays”, preprint January 2004 [4] “Word Representations of  $n \times m$  Proper Arrays Associated with Non-Crossing Trees on  $n + 2$  Vertices”, preprint October 2003
- [5] N. J. A. Sloane, “The On-Line Encyclopedia of Integer Sequences”, <http://www.research.att.com/~njas/sequences/>
- [6] R. Stanley, *Enumerative Combinatorics, Volume 2*. Cambridge: Cambridge University Press, 1999
- [7] S. Wolfram, “Cellular Automata” 1983, <http://www.stephenwolfram.com/publications>
- [8] K. Hoffman and R. Kunze, *Linear Algebra*, second edition. Englewood Cliffs, New Jersey: Prentice Hall, 1971