

# Random Matrix Theory and the Fourier Coefficients of Half-Integral Weight Forms

J. B. Conrey<sup>1,2</sup>, J. P. Keating<sup>2</sup>, M. O. Rubinstein<sup>3</sup> and N. C. Snaith<sup>2</sup>

1. American Institute of Mathematics  
360 Portage Avenue  
Palo Alto, CA 94306  
USA

2. School of Mathematics  
University of Bristol  
Bristol BS8 1TW  
UK

3. Pure Mathematics  
University of Waterloo  
200 University Ave W  
Waterloo, ON, Canada  
N2L 3G1

November 28, 2018

## Abstract

Conjectured links between the distribution of values taken by the characteristic polynomials of random orthogonal matrices and that for certain families of  $L$ -functions at the centre of the critical strip are used to motivate a series of conjectures concerning the value-distribution of the Fourier coefficients of half-integral weight modular forms related to these  $L$ -functions. Our conjectures may be viewed as being analogous to the Sato-Tate conjecture for integral weight modular forms. Numerical evidence is presented in support of them.

# 1 Introduction

The limiting value distribution of the Fourier coefficients of integral weight modular forms is given by the celebrated Sato-Tate conjecture. Our purpose here is to identify the implications of some recent conjectures concerning the value-distribution of certain families of  $L$ -functions at the centre of the critical strip for the distribution of the Fourier coefficients of related half-integral weight modular forms.

These conjectures concern the relationship between properties of  $L$ -functions and random matrix theory. It was conjectured by Montgomery [21] that correlations between the zeros of the Riemann zeta function on the scale of the mean zero separation coincide with those between the phases of the eigenvalues of unitary matrices, chosen at random, uniformly with respect to Haar measure on the unitary group, in the limit of large matrix size. This is supported both by theoretical [21, 26, 2, 3] and extensive numerical [22, 24] evidence. Katz and Sarnak [16] then generalized the connection by suggesting that statistical properties of the zeros within various families of  $L$ -functions, computed by averaging over a given family, coincide with those of the eigenvalues of random matrices from the various classical compact groups, the particular group being determined by the family in question. Based on these ideas, a link was proposed in [17] between the leading order asymptotics of the value distribution of the Riemann zeta function on its critical line and that of the characteristic polynomials of random unitary matrices, giving, for example, an explicit conjecture for the leading order asymptotics of the moments of the zeta function. This approach was then extended to relate the value distribution of  $L$ -functions, in families, at the centre of the critical strip, to that of the characteristic polynomials of matrices from the various classical compact groups [6, 18]. It has also recently been extended to include all lower order terms in the asymptotics [8]. (For other related results, see [14, 15].) These developments have recently been reviewed in [5, 19].

Our strategy here is to combine these random-matrix-theory-inspired conjectures for the value distribution of  $L$ -functions with formulae due to Waldspurger [31], Shimura [29], Kohnen and Zagier [20], and Baruch and Mao [1] which relate the values taken by  $L$ -functions associated with elliptic curves at the centre of the critical strip to the Fourier coefficients of certain half-integral weight modular forms. This approach was first outlined in [9], where its implications for the vanishing of  $L$ -functions were examined. Here we use the same ideas in order to develop conjectures for the value-distribution of the Fourier coefficients.

The outline of this paper is as follows. In Section 2 we give a brief overview of the relationship between modular forms and  $L$ -functions associated with elliptic curves. In Section 3 we review the results from Random Matrix Theory that we shall need, and some conjectures they suggest for the value-distribution of  $L$ -functions associated with elliptic curves. In Section 4, we combine results from Section 2 and Section 3 to motivate conjectures for the moments of the Fourier coefficients, the value distribution of the logarithm of the Fourier coefficients, and the distribution of the coefficients themselves. In Section 5 we review the implications, first outlined in [9], for the vanishing of  $L$ -functions at the centre of the critical strip. Finally, in Section 6 we describe numerical experiments whose results support our conjectures.

## 2 Modular forms and $L$ -functions

We review in this section the connection between the quadratic twists of modular  $L$ -functions and the Fourier coefficients of half-integral weight modular forms. This is central to the motivation underlying the conjectures we make in subsequent sections. In order to be concrete, we concentrate on the case of quadratic twists of  $L$ -functions associated with elliptic curves.

Let  $L_E(s)$  be the  $L$ -function associated with an elliptic curve  $E$  over  $\mathbb{Q}$  with Dirichlet series and Euler product given by

$$L_E(s) = \sum_{n=1}^{\infty} \frac{a_n}{n^s} = \prod_{p|\Delta} (1 - a_p p^{-s})^{-1} \prod_{p \nmid \Delta} (1 - a_p p^{-s} + p^{1-2s})^{-1} \quad (1)$$

$$= \prod_p \mathcal{L}_p(1/p^s), \quad \Re(s) > 3/2, \quad (2)$$

with  $\Delta$  the discriminant of  $E$ , and  $a_p = p + 1 - \#E(\mathbb{F}_p)$ , where  $\#E(\mathbb{F}_p)$  denotes the number of points on  $E$  when regarded over  $F_p$ . It is a consequence of the recently solved Taniyama-Shimura conjecture [32] [30] [4] that  $L_E(s)$  has analytic continuation to  $\mathbb{C}$  and satisfies a functional equation of the form

$$\left(\frac{2\pi}{\sqrt{Q}}\right)^{-s} \Gamma(s) L_E(s) = w_E \left(\frac{2\pi}{\sqrt{Q}}\right)^{s-2} \Gamma(2-s) L_E(2-s), \quad (3)$$

where  $Q$  is the conductor of the elliptic curve  $E$  and  $w_E = \pm 1$ .

We let  $\chi_d(n) = \left(\frac{d}{n}\right)$  for a fundamental discriminant  $d$ , where  $\left(\frac{d}{n}\right)$  is the Kronecker symbol. The twisted  $L$ -function

$$L_E(s, \chi_d) = \sum_{n=1}^{\infty} \frac{a_n \chi_d(n)}{n^s} \quad (4)$$

is the  $L$ -function of the elliptic curve  $E_d$ , the quadratic twist of  $E$  by  $d$ . If  $(d, Q) = 1$ , then  $L_E(s, \chi_d)$  satisfies the functional equation

$$\left(\frac{2\pi}{\sqrt{Q}|d|}\right)^{-s} \Gamma(s) L_E(s, \chi_d) = \chi_d(-Q) w_E \left(\frac{2\pi}{\sqrt{Q}|d|}\right)^{s-2} \Gamma(2-s) L_E(2-s, \chi_d). \quad (5)$$

We shall be interested in the case when  $w_E \chi_d(-Q) = 1$ , since otherwise  $L_E(1, \chi_d)$  is trivially equal to zero.

We now come to a key point. The  $L$ -functions above are related to half-integer weight modular forms via formulae due to Waldspurger [31], Shimura [29], Kohnen and Zagier [20], and Baruch and Mao [1]. One must distinguish between positive and negative  $d$ , and one must also sort them according to various residue classes. This has been worked out for many examples by Tornaria and Rodriguez-Villegas [23] in the case that  $Q$  is squarefree. Specifically, for  $Q$  squarefree, assume that  $d < 0$  and that  $\chi_d(p) = -a_p$  for every  $p \mid Q$  ( $a_p = \pm 1$  for  $p \mid Q$  when  $Q$  is squarefree). Notice that such  $d$  are restricted to  $\prod_{p \mid Q} ((p-1)/2)$  residue classes mod  $Q$  or  $4Q$ , depending on whether  $Q$  is odd or even. Then, for such  $d$ ,

$$L_E(1, \chi_d) = \kappa_E \frac{c_E(|d|)^2}{\sqrt{|d|}}, \quad (6)$$

where  $c_E(|d|) \in \mathbb{Z}$  are the Fourier coefficients of a weight  $3/2$  modular form, and where  $\kappa_E$  depends on  $E$ . For  $d > 0$ , Tornaria and Rodriguez-Villegas have worked out the relevant weight  $3/2$  form for  $Q$  prime and  $d$ 's satisfying  $\chi_d(Q) = a_Q$ . One has the same relation as above, but with a different proportionality constant. Some examples are listed in Section 6. In either case, given a coefficient of the weight  $3/2$  form, the constant  $\kappa_E$  can be evaluated either by comparison with the Birch and Swinnerton-Dyer conjecture, or by numerically computing  $L_E(1, \chi_d)$  as a series involving the exponential function.

Our strategy will be to write down conjectures for the value distribution of the Fourier coefficients  $c(|d|)$  by coupling the connection (6) with conjectures motivated by random matrix theory for the value distribution of  $L_E(1, \chi_d)$ .

### 3 $L$ -functions and random matrices

It was conjectured by Montgomery [21] that the zeros of the Riemann zeta function are distributed statistically like the eigenvalues of random hermitian (self-adjoint) matrices, or, equivalently, like the phases of the eigenvalues of random unitary matrices. This extends to the zeros of any given principal  $L$ -function [26]. It was conjectured by Katz and Sarnak [16] that the distribution of zeros defined by averaging over families of  $L$ -functions with the height up the critical line fixed coincides with the distribution of the phases of the eigenvalues of matrices from one of the classical compact groups, depending on the family in question.

These ideas motivated the conjecture [17] that, asymptotically, the moments of the Riemann zeta function (or any other principal  $L$ -function) averaged high on its critical line coincide, up to a simple arithmetical factor, with the moments of the characteristic polynomials of random unitary matrices. This suggestion was then extended to relate the moments of families of  $L$ -functions at the centre of the critical strip to those of the characteristic polynomials of matrices from the various classical compact groups [6, 18].

For any elliptic curve  $E$  it is conjectured that the family of even-functional equation quadratic twists

$$\Phi_E = \{L_E(s, \chi_d) : w_E \chi_d(-Q) = +1\} \quad (7)$$

is orthogonal. Specifically, this family conjecturally has symmetry type  $O^+$ . Thus the value distribution of  $L_E(1, \chi_d)$  should be related to that of the characteristic polynomials of matrices in  $SO(2N)$ , at the spectral symmetry point, with  $N \sim \log(|d|)$ .

For an orthogonal matrix  $A$ , the characteristic polynomial may be defined by

$$Z(A, \theta) = \det \left( I - A e^{-i\theta} \right). \quad (8)$$

The eigenvalues of  $A$  form complex conjugate pairs  $e^{\pm i\theta_n}$ , and so the symmetry point is at  $\theta = 0$ . The moments of  $Z(A, 0)$  are defined by averaging over  $A$  with respect to normalized Haar measure for  $SO(2N)$ ,  $dA$ :

$$M_O(N, s) = \int_{SO(2N)} |\det(I - A)|^s dA. \quad (9)$$

It was shown in [18] that for  $\text{Res} > -1/2$

$$M_O(N, s) = 2^{2Ns} \prod_{j=1}^N \frac{\Gamma(N+j-1)\Gamma(s+j-1/2)}{\Gamma(j-1/2)\Gamma(s+j+N-1)} \quad (10)$$

and that as  $N \rightarrow \infty$

$$M_O(N, s) \sim g_s(O^+) N^{s(s-1)/2}, \quad (11)$$

with

$$g_s(O^+) = \frac{2^{s^2/2} G(1+s) \sqrt{\Gamma(1+2s)}}{\sqrt{G(1+2s)\Gamma(1+s)}}, \quad (12)$$

where  $G$  is Barnes'  $G$ -function:

$$G(z+1) = (2\pi)^{z/2} \exp(-((\gamma+1)z^2+z)/2) \prod_{n=1}^{\infty} (1+\frac{z}{n})^n \exp(-z+z^2/2n). \quad (13)$$

It follows from the fact that  $G(1) = 1$  and  $G(z+1) = \Gamma(z)G(z)$  that

$$g_k(O^+) = 2^{k(k+1)/2} \prod_{j=1}^{k-1} \frac{j!}{2j!}. \quad (14)$$

Note that the right-hand side of (10) has a meromorphic continuation to the whole complex  $s$ -plane.

For integer  $k$ ,  $M_O(N, k)$  is a polynomial of order  $k(k-1)/2$ :

$$M_O(N, k) = \left( 2^{k(k+1)/2} \prod_{j=1}^{k-1} \frac{j!}{(2j)!} \right) \prod_{0 \leq i < j \leq k-1} (N + \frac{i+j}{2}). \quad (15)$$

It can also be written in terms of a multiple contour integral [7], a form that will be useful later for comparison with  $L$ -functions:

$$M_O(N, k) = \frac{(-1)^{k(k-1)/2} 2^k}{(2\pi i)^k k!} \oint \dots \oint e^{N \sum_{j=1}^k z_j} \quad (16)$$

$$\times \prod_{1 \leq \ell < m \leq k} (1 - e^{-z_m - z_\ell})^{-1} \frac{\Delta(z_1^2, \dots, z_k^2)^2}{\prod_{j=1}^k z_j^{2k-1}} dz_1 \dots dz_k. \quad (17)$$

Here  $\Delta(x_1, \dots, x_n) = \prod_{1 \leq i < j \leq n} (x_j - x_i)$  and the contours enclose the poles at zero.

The value distributions of the characteristic polynomial and its logarithm can be written down directly using (10). Let  $P_N(t)$  denote the probability density function associated with the value distribution of  $|Z(A, 0)|$ , i.e.

$$\text{meas.}\{A \in SO(2N) : \alpha < |\det(I - A)| \leq \beta\} = \int_{\alpha}^{\beta} P_N(t) dt. \quad (18)$$

Then

$$P_N(t) = \frac{1}{2\pi i t} \int_{c-i\infty}^{c+i\infty} M_O(N, s) t^{-s} ds, \quad (19)$$

for any  $c > 0$ .

The asymptotics of  $P_N(t)$  as  $t \rightarrow 0$  comes from the pole of  $M_O(N, s)$  at  $s = -1/2$ . The residue there is

$$h(N) = \frac{2^{-N}}{\Gamma(N)} \prod_{j=1}^N \frac{\Gamma(N+j-1)\Gamma(j)}{\Gamma(j-1/2)\Gamma(j+N-3/2)} \quad (20)$$

which, as  $N \rightarrow \infty$ , is given asymptotically by

$$h(N) \sim 2^{-7/8} G(1/2) \pi^{-1/4} N^{3/8}. \quad (21)$$

Thus

$$P_N(t) \sim h(N) t^{-1/2} \quad (22)$$

as  $t \rightarrow 0$ .

Importantly for us, one may deduce a central limit theorem for  $\log |Z(A, 0)|$  from equation (19) (see [18]):

$$\lim_{N \rightarrow \infty} \text{meas.} \{A \in SO(2N) : \frac{\log |\det(I - A)| + \frac{1}{2} \log N}{\sqrt{\log N}} \in (\alpha, \beta)\} = \frac{1}{\sqrt{2\pi}} \int_{\alpha}^{\beta} \exp(-\frac{t^2}{2}) dt. \quad (23)$$

The above results, proved for the characteristic polynomials of random matrices, suggest the following conjectures for  $L_E(1, \chi_d)$  (these are special cases of those made in [18], but with the number theoretical details worked out explicitly).

Recall that we are assuming that  $Q$  is squarefree. Let  $(d, Q) = 1$ . For  $L_E(s, \chi_d)$  to have an even functional equation, one needs  $w_E \chi_d(-Q) = 1$ . This imposes a condition, in the case that  $Q$  is odd, on  $d \pmod{Q}$ , and, in the case that  $Q$  is even on  $d \pmod{4Q}$  ( $4Q$  because  $\chi_d(2)$  is periodic with period 8). Let

$$\tilde{Q} = \begin{cases} Q & \text{if } Q \text{ is odd and squarefree} \\ 4Q & \text{if } Q \text{ is even and squarefree.} \end{cases} \quad (24)$$

Next, we focus our attention on a subset of the  $d$ 's according to certain residue classes mod  $\tilde{Q}$ . We let

$$S^-(X) = S_E^-(X) = \{-X \leq d < 0; \chi_d(p) = -a_p \text{ for all } p \mid Q\} \quad (25)$$

i.e. the set of negative fundamental discriminants  $d$  up to  $-X$ , but restricted according to a condition on  $d \pmod{\tilde{Q}}$ . Let

$$\int_0^{\alpha} W_E^-(X, t) dt = \frac{|\{d \in S^-(X); L_E(1, \chi_d) < \alpha\}|}{|S^-(X)|} \quad (26)$$

and

$$M_E^-(X, s) = \frac{1}{|S^-(X)|} \sum_{d \in S^-(X)} L_E(1, \chi_d)^s. \quad (27)$$

i.e. the  $s$ th moment of  $L_E(1, \chi_d)$ .

For elliptic curves  $E$  whose conductor  $Q$  is prime, we also look at the set of positive fundamental discriminants

$$S^+(X) = S_E^+(X) = \{0 < d \leq X; \chi_d(Q) = a_Q\} \quad (28)$$

and define  $W_E^+(X, t), M_E^+(X, s)$  as in the negative case.

Note that

$$W_E^\pm(X, t) = \frac{1}{2\pi it} \int_{c-i\infty}^{c+i\infty} M_E^\pm(X, s) t^{-s} ds. \quad (29)$$

The central conjecture is that as  $X \rightarrow \infty$

$$M_E^\pm(X, s) \sim A^\pm(s) M_O(\log X, s) \quad (30)$$

where

$$\begin{aligned} A^\pm(s) = & \prod_{p \nmid Q} (1 - p^{-1})^{s(s-1)/2} \left( \frac{p}{p+1} \right) \left( \frac{1}{p} + \frac{1}{2} (\mathcal{L}_p(1/p)^{-s} + \mathcal{L}_p(-1/p)^{-s}) \right) \\ & \times \prod_{p|Q} (1 - p^{-1})^{s(s-1)/2} \mathcal{L}_p(\pm a_p/p)^{-s} \end{aligned} \quad (31)$$

is an arithmetical factor that depends on  $E$ . A heuristic for  $A^\pm(s)$  is given in [8]. The following conjectures are then motivated by this.

First we consider the moments of elliptic curve  $L$ -functions.

**Conjecture 1** For  $M_E^\pm(X, s)$  defined as in (27),

$$\lim_{X \rightarrow \infty} \frac{M_E^\pm(X, s)}{(\log X)^{s(s-1)/2}} = A^\pm(s) g_s(O^+). \quad (32)$$

Second, for large  $X$ , as  $t \rightarrow 0$  we have

$$W_E^\pm(X, t) \sim A^\pm(-\tfrac{1}{2}) h(\log X) t^{-1/2}, \quad (33)$$

and thus by scaling  $t$  so that  $t = O((\log X)^{-\gamma})$ , for  $\gamma > 1$ , we are led to

**Conjecture 2** If  $\log X f(\log X) \rightarrow 0$  as  $X \rightarrow \infty$ , then

$$\lim_{X \rightarrow \infty} \frac{\sqrt{f(\log X)}}{(\log X)^{\frac{3}{8}}} W_E^\pm(X, f(\log X)y) = B y^{-1/2} \quad (34)$$

where

$$B = 2^{-7/8} G(1/2) \pi^{-1/4} A^\pm(-1/2) \quad (35)$$

In addition, we have

**Conjecture 3**

$$\begin{aligned} & \lim_{X \rightarrow \infty} \frac{1}{|S^\pm(X)|} \left| \left\{ d \in S^\pm(X); \frac{\log L_E(1, \chi_d) + \frac{1}{2} \log \log |d|}{\sqrt{\log \log |d|}} \in (\alpha, \beta) \right\} \right| \\ & = \frac{1}{\sqrt{2\pi}} \int_\alpha^\beta \exp(-\frac{t^2}{2}) dt. \end{aligned} \quad (36)$$

We take  $\log L_E(1, \chi_d) + \frac{1}{2} \log \log |d|$  to lie outside the interval if  $L_E(1, \chi_d) = 0$

The above conjecture is similar to central limit theorems for the Riemann zeta function and other  $L$ -functions usually attributed to Selberg [28, 27]. An analogous conjecture is made in [18] for quadratic Dirichlet  $L$ -functions.

Further, we have a conjecture, closely related to the preceding one, for the distribution of the full range of values of  $L_E(1, \chi_d)$ .

**Conjecture 4**

$$\lim_{X \rightarrow \infty} \frac{1}{|S^\pm(X)|} \left| \{d \in S^\pm(X); \alpha \leq (\sqrt{\log |d|} L_E(1, \chi_d))^{\frac{1}{\sqrt{\log \log |d|}}} \leq \beta\} \right| = \frac{1}{\sqrt{2\pi}} \int_\alpha^\beta \frac{1}{t} e^{-\frac{1}{2}(\log t)^2} dt \quad (37)$$

for fixed  $0 \leq \alpha \leq \beta$ .

Finally, it is discussed in [8] how (16) leads to conjectures for mean values of  $L$ -functions, not just at leading order as in (32), but including all terms in the expansion down to the constant term.

**Conjecture 5** *With  $k$  an integer*

$$M_E^\pm(X, k) = \frac{1}{X} \int_0^X \Upsilon_k^\pm(\log(t)) dt + O(X^{-\frac{1}{2}+\epsilon}) \quad (38)$$

as  $X \rightarrow \infty$ , where  $\Upsilon_k$  is a polynomial of degree  $k(k-1)/2$  given by the  $k$ -fold residue

$$\Upsilon_k^\pm(x) = \frac{(-1)^{k(k-1)/2} 2^k}{k!} \frac{1}{(2\pi i)^k} \oint \dots \oint \frac{R_k^\pm(z_1, \dots, z_k) \Delta(z_1^2, \dots, z_k^2)^2}{\prod_{j=1}^k z_j^{2k-1}} e^{x \sum_{j=1}^k z_j} dz_1 \dots dz_k, \quad (39)$$

where the contours above enclose the poles at zero and

$$R_k^\pm(z_1, \dots, z_k) = A_k^\pm(z_1, \dots, z_k) \prod_{j=1}^k \left( \frac{\Gamma(1+z_j)}{\Gamma(1-z_j) \left(\frac{Q}{4\pi^2}\right)^{z_j}} \right)^{\frac{1}{2}} \prod_{1 \leq i < j \leq k} \zeta(1+z_i+z_j) \quad (40)$$

and  $A_k^\pm$ , which depends on  $E$ , is the Euler product which is absolutely convergent for  $\sum_{j=1}^k |z_j| < 1/2$ ,

$$A_k^\pm(z_1, \dots, z_k) = \prod_p R_{k,p}(z_1, \dots, z_k) \prod_{1 \leq i < j \leq k} \left( 1 - \frac{1}{p^{1+z_i+z_j}} \right) \quad (41)$$

with, for  $p \nmid Q$ ,

$$R_{k,p} = \left( 1 + \frac{1}{p} \right)^{-1} \left( \frac{1}{p} + \frac{1}{2} \left( \prod_{j=1}^k \mathcal{L}_p \left( \frac{1}{p^{1+z_j}} \right) + \prod_{j=1}^k \mathcal{L}_p \left( \frac{-1}{p^{1+z_j}} \right) \right) \right). \quad (42)$$

and, for  $p \mid Q$ ,

$$R_{k,p} = \prod_{j=1}^k \mathcal{L}_p \left( \frac{\pm a_p}{p^{1+z_j}} \right). \quad (43)$$



## 4 Conjectures relating to the value distribution of the Fourier coefficients of half-integral weight forms

Our goal now is to use the conjectures listed at the end of the previous section for the value distribution of the  $L$ -functions associated with elliptic curves to motivate conjectures for the value distribution of the Fourier coefficients of half-integral weight forms. These follow straightforwardly from the connection (6).

In each case, we let  $c(|d|)$  refer to the coefficients of the corresponding weight  $3/2$  modular form, as in (6), and  $\kappa_E^\pm$  refer to the corresponding proportionality constant.

Our first conjecture then follows from (36):

**Conjecture 6** (central limit conjecture)

$$\begin{aligned} \lim_{X \rightarrow \infty} \frac{1}{|S^\pm(X)|} \left| \left\{ d \in S^\pm(X); \frac{2 \log c(|d|) - \frac{1}{2} \log |d| + \frac{1}{2} \log \log |d|}{\sqrt{\log \log |d|}} \in (\alpha, \beta) \right\} \right| \\ = \frac{1}{\sqrt{2\pi}} \int_\alpha^\beta \exp\left(-\frac{t^2}{2}\right) dt. \end{aligned} \quad (44)$$

We take  $2 \log c(|d|) - \frac{1}{2} \log(|d|) + \frac{1}{2} \log \log |d|$  to lie outside the interval if  $c(|d|) = 0$

This leads directly to a conjecture for the appropriately normalized distribution of the coefficients themselves, which is analogous to (37).

**Conjecture 7**

$$\begin{aligned} \lim_{X \rightarrow \infty} \frac{1}{|S^\pm(X)|} \left| \left\{ d \in S^\pm(X); \alpha \leq \left( \frac{\kappa_E^\pm \sqrt{\log |d|}}{\sqrt{|d|}} c(|d|)^2 \right)^{\frac{1}{\sqrt{\log \log |d|}}} \leq \beta \right\} \right| \\ = \frac{1}{\sqrt{2\pi}} \int_\alpha^\beta \frac{1}{t} e^{-\frac{1}{2}(\log t)^2} dt \end{aligned} \quad (45)$$

for fixed  $0 \leq \alpha \leq \beta$ .

Our third conjecture follows from (6) and (32):

**Conjecture 8** (moment conjecture)

$$\lim_{X \rightarrow \infty} \frac{1}{(\log X)^{s(s-1)/2}} \frac{1}{|S^\pm(X)|} \sum_{d \in S^\pm(X)} \frac{c(|d|)^{2s}}{|d|^{s/2}} = (\kappa_E^\pm)^{-s} A^\pm(s) g_s(O^+). \quad (46)$$

Further, we have the conjecture following from (6) and (34).

**Conjecture 9** *If  $\log X f(\log X) \rightarrow 0$  as  $X \rightarrow \infty$ , then*

$$\lim_{X \rightarrow \infty} \frac{\sqrt{\kappa_E^\pm f(\log X)}}{(\log X)^{\frac{3}{8}}} \frac{1}{|S^\pm(X)|} \left| \left\{ d \in S^\pm(X); \frac{c(|d|)^2}{\sqrt{|d|}} < f(\log X)y \right\} \right| = B y^{-1/2} \quad (47)$$

where

$$B = 2^{-7/8} G(1/2) \pi^{-1/4} A^\pm(-1/2) \quad (48)$$

Lastly, we have the analogue of (38)

**Conjecture 10** *With  $k$  an integer, and summing over fundamental discriminants,*

$$\frac{(\kappa_E^\pm)^k}{|S^\pm(X)|} \sum_{d \in S^\pm(X)} \frac{c(|d|)^{2k}}{|d|^{k/2}} = \frac{1}{X} \int_0^X \Upsilon_k^\pm(\log(t)) dt + O(X^{-\frac{1}{2}+\epsilon}) \quad (49)$$

as  $X \rightarrow \infty$ , where  $\Upsilon_k^\pm$  is the polynomial of degree  $k(k-1)/2$  given in Conjecture 5.

The numerical evidence that supports these conjectures is amassed in Section 6.

## 5 Frequency of vanishing of $L$ -functions

Examining the frequency of  $L_E(1, \chi_d) = 0$  as  $d$  varies, as well as the order of the zeros, has particular significance in the context of the conjecture of Birch and Swinnerton-Dyer which says that  $L_E(s)$  has a zero at  $s = 0$  with order exactly equal to the rank of the elliptic curve  $E$ . Random matrix theory appears to have a role in predicting the frequency of such zeros. We have argued in [9] that since (6) implies a discretisation of the values of  $L_E(1, \chi_d)$  and

$$\int_0^\alpha W_E^\pm(X, t) dt \quad (50)$$

is the probability that  $L_E(1, \chi_d)$  has a value of  $\alpha$  or smaller, then the combination of (29) and (30) suggest the following.

**Conjecture 11** *There is a constant  $c_E^\pm \geq 0$  such that*

$$\sum_{\substack{d \in S^\pm(X) \\ |d| \text{ prime} \\ L_E(1, \chi_d) = 0}} 1 \sim c_E^\pm X^{3/4} (\log X)^{-5/8}. \quad (51)$$

This conjecture first appeared in [9], but was stated with  $c_E^\pm > 0$ . However, it became clear in preparing numerics for this paper that  $c_E^\pm$  can equal zero, and an arithmetic explanation has been given for one of the examples in our data by Delaunay [13].

Here the fundamental discriminants have been restricted to prime values to avoid extra two divisibility issues placed on the coefficients  $c(|d|)$ . This restriction to primes introduces an

extra factor of  $(\log X)^{-1}$  as in the prime number theorem. The constant  $c_E^\pm$  remains somewhat mysterious. The random matrix model suggests that it should be proportional to  $A^\pm(-1/2)\sqrt{\kappa_E^\pm}$ . However, when one attempts to apply the random matrix model to the problem of the discrete values taken on by the  $c(|d|)$  one ignores subtle arithmetic. It seems, from numerical experiments, that one needs to take into account further correction factors that depend on the size of the torsion subgroup of  $E$ , but this is still not understood. See Section 6.

Let  $q \nmid Q$  be a fixed prime. Another conjecture that follows from this approach concerns sorting the  $d$ 's for which  $L_E(1, \chi_d) = 0$  according to residue classes mod  $q$ , according to whether  $\chi_d(q) = 1$  or  $-1$ . Let

$$R_q^\pm(X) = \frac{\sum_{\substack{d \in S^\pm(X) \\ L_E(1, \chi_d) = 0 \\ \chi_d(q) = 1}} 1}{\sum_{\substack{d \in S^\pm(X) \\ L_E(1, \chi_d) = 0 \\ \chi_d(q) = -1}} 1}. \quad (52)$$

**Conjecture 12** [9] *Let*

$$R_q = \left( \frac{q+1-a_q}{q+1+a_q} \right)^{1/2}. \quad (53)$$

*Then, for  $q \nmid Q$ ,*

$$\lim_{X \rightarrow \infty} R_q^\pm(X) = R_q. \quad (54)$$

We believe this conjecture to hold even if we allow  $d$  to range over different sets of discriminants, such as  $|d|$  restricted to primes.

A more precise conjecture given in [11] incorporates the next term. The lower terms do depend on whether we are looking at  $S^+(X)$  as opposed to  $S^-(X)$ . We require some notation. Let  $p$  be prime. For  $p \mid Q$  set

$$\beta(p) = \beta^\pm(p) = \begin{cases} \log(p)/(1+p) & \text{in the } + \text{ case} \\ \log(p)/(1-p) & \text{in the } - \text{ case} \end{cases} \quad (55)$$

and for  $p \nmid Q$  set

$$\beta(p) = \frac{2 \log(p)}{p} \left( \frac{(2-a_p)f_1(p)^{-1/2} + (2+a_p)f_2(p)^{-1/2}}{2+p(f_1(p)^{1/2} + f_2(p)^{1/2})} \right) \quad (56)$$

where

$$\begin{aligned} f_1(p) &= 1 - a_p/p + 1/p \\ f_2(p) &= 1 + a_p/p + 1/p. \end{aligned}$$

Next, let

$$\lambda_\nu(q) = \frac{\log(q)(\nu a_q - 2)}{\nu a_q - q - 1} - \frac{3 \log(q)}{2(q-1)} - 5\gamma/2 + \sum_{p \neq q} \left( \beta(p) - \frac{3 \log(p)}{2(p-1)} \right) \quad (57)$$

where  $\gamma$  is Euler's constant.

**Conjecture 13** [11] For  $q \nmid Q$

$$R_q^\pm(X) = \left( \frac{q+1-a_q}{q+1+a_q} \right)^{1/2} \frac{g+\lambda_1(q)}{g+\lambda_{-1}(q)} + O(1/\log(X)^2) \quad (58)$$

where

$$g = \frac{8}{3} \log(XQ^{1/2}/(2\pi)) - 1 \quad (59)$$

These conjectures are supported by numerical evidence that will be described in the next section.

## 6 Numerical Experiments

We present numerics for 2398 elliptic curves and millions of quadratic twists for each curve ( $|d| < 10^8$ ) confirming the aforementioned conjectures. To test these conjectures we used the relation (6). To make our examples explicit, we list in Table 3 relevant data for 26 of the 2398 elliptic curves examined. The remaining data may be obtained from the  $L$ -function database of one of the authors [25]. The ternary forms used were determined by Tornaria and Rodriguez-Villegas [23].

Each entry in this table contains the following data

name	$[a_1, a_2, a_3, a_4, a_6]$	$\kappa$	Number of $d$	number ternary forms
relevant residue classes $ d  \bmod Q$				
linear combination				
ternary forms				

The name we use for an elliptic curve  $E$  corresponds to Cremona's table [10], but with an extra subscript, either 'i' or 'r', standing for imaginary or real respectively, to specify whether we are looking at quadratic twists  $L_E(s, \chi_d)$  with  $d < 0$  or  $d > 0$ . The naming convention used by Cremona includes the conductor  $Q$  in the name for the elliptic curve. So, for example, the first entry has name  $11A_i$  which is the elliptic curve of conductor 11. The 'i' indicates that we are looking at quadratic twists of  $11A$  with  $d < 0$ .

$[a_1, a_2, a_3, a_4, a_6]$  refers to the coefficients defining the equation of  $E$ ,

$$y^2 + a_1xy + a_3y = x^3 + a_2x^2 + a_4x + a_6. \quad (60)$$

For each curve, our data consists of values of  $L_E(1, \chi_d)$  with  $|d| < 10^8$ , and  $d$  restricted to  $\prod_{p|Q} ((p-1)/2)$  residue classes mod  $Q$  or  $4Q$ , depending on whether  $Q$  is odd or even. For imaginary twists, all the Tornaria-Rodriguez examples have  $Q$  squarefree, and in the case of real twists, all their examples have  $Q$  prime. The relevant residue classes and relevant modulus is listed in the second line of each entry, and the number of such  $d$  up to  $10^8$  is given by the 'Number of  $d$ '.

Our  $L(1, \chi_d)$  values are expressed in terms of the coefficients of a weight  $3/2$  modular form of level  $4Q$  in the case of imaginary quadratic twists,  $d < 0$ , and of level  $4Q^2$  in the case of real quadratic twists,  $d > 0$ . This weight  $3/2$  form is expressed as a linear combination of theta series attached to positive definite ternary quadratic forms. The number of forms, say  $r$ , is

given in the last part of the first line, while the linear combination,  $[\alpha_1, \dots, \alpha_r]$ , and ternary forms occupy the last two lines of each entry. Each ternary form is specified as a sextuple of integers  $\beta = [\beta_1, \beta_2, \beta_3, \beta_4, \beta_5, \beta_6]$ . The ternary form is

$$f_\beta(x, y, z) = \beta_1 x^2 + \beta_2 y^2 + \beta_3 z^2 + \beta_4 yz + \beta_5 xz + \beta_6 xy \quad (61)$$

and the theta associated series is given by

$$\theta_\beta(w) = \sum_{(x,y,z) \in \mathbb{Z}^3} w^{f_\beta(x,y,z)} \quad (62)$$

Given this data, one defines

$$\sum_{n=1}^{\infty} c(n)w^n = \sum_{j=1}^r \alpha_j \theta_{\beta_j}(w). \quad (63)$$

Then, for fundamental discriminants lying in the relevant residue classes in the table (and  $d < 0$  or  $d > 0$  according to the name of the entry), one has

$$L_E(1, \chi_d) = \kappa c(|d|)^2 / |d|^{1/2}. \quad (64)$$

The most comprehensive test carried out [8] for moments involved looking at conjecture 5 for millions of values of  $L_{E_{11A}}(1, \chi_d)$ , with  $d < 0$  and  $|d| = 1, 3, 4, 5, 9 \pmod{11}$ . The coefficients, from [8], of the polynomials  $\Upsilon_k^-$  in conjecture 5 are given by Table 1. In checking conjecture 5, we compared

$$\sum_{\substack{-850000 < d < 0 \\ |d| = 1, 3, 4, 5, 9 \pmod{11}}} L_{11A_i}(\frac{1}{2}, \chi_d)^k \quad (65)$$

to

$$\sum_{\substack{-850000 < d < 0 \\ |d| = 1, 3, 4, 5, 9 \pmod{11}}} \Upsilon_k^-(\log(|d|)). \quad (66)$$

This comparison is depicted in Table 2.

r	$f_r(1)$	$f_r(2)$	$f_r(3)$	$f_r(4)$
0	1.2353	.3834	.00804	.0000058
1		1.850	.209	.000444
2			1.57	.0132
3			2.85	.1919
4				1.381
5				4.41
6				4.3

Table 1: Coefficients of  $\Upsilon_k^-(x) = f_0(k)x^{k(k-1)/2} + f_1(k)x^{k(k-1)/2-1} + \dots$ , for  $k=1,2,3,4$ .

The first part of Conjecture 1 is, for integral moments, a weaker form of conjecture 5, while conjectures 8 and 10 follow from 1 and 5.

In Figure 1 we depict the numerical value distribution of  $L_{11A_i}(1, \chi_d)$ , for fundamental discriminants  $-85,000,000 < d < 0$ ,  $|d| = 1, 3, 4, 5, 9 \pmod{11}$ , compared to  $P_N(t)$  obtained by taking the inverse Mellin transform of (10) with  $N = 20$ . Because we are neglecting the arithmetic factor in computing the density, a slight cheat was used to get a better fit. The histograms were

$k$	(65)	(66)	ratio
1	14628043.5	14628305.	0.99998
2	100242348.8	100263216.	0.9998
3	1584067116.8	1587623419.	0.998
4	41674900434.9	41989559937.	0.993

Table 2: Moments of  $L_{11A_i}(1, \chi_d)$  versus their conjectured values, for fundamental discriminants  $-85,000,000 < d < 0$ ,  $|d| = 1, 3, 4, 5, 9 \pmod{11}$ , and  $k = 1, \dots, 4$ . The data agree with our conjecture to the accuracy to which we have computed the moment polynomials  $\Upsilon_k^-$ .

rescaled by a constant along both axis until the histogram displayed matched up nicely with the solid curve. Considering that we are compensating for leaving out the arithmetic factor in such a naive way, it is a bit surprising how nicely the two fit. The main point we wish to make is that the histogram does exhibit  $t^{-1/2}$  behaviour near the origin in support of part 2 of Conjecture 1.

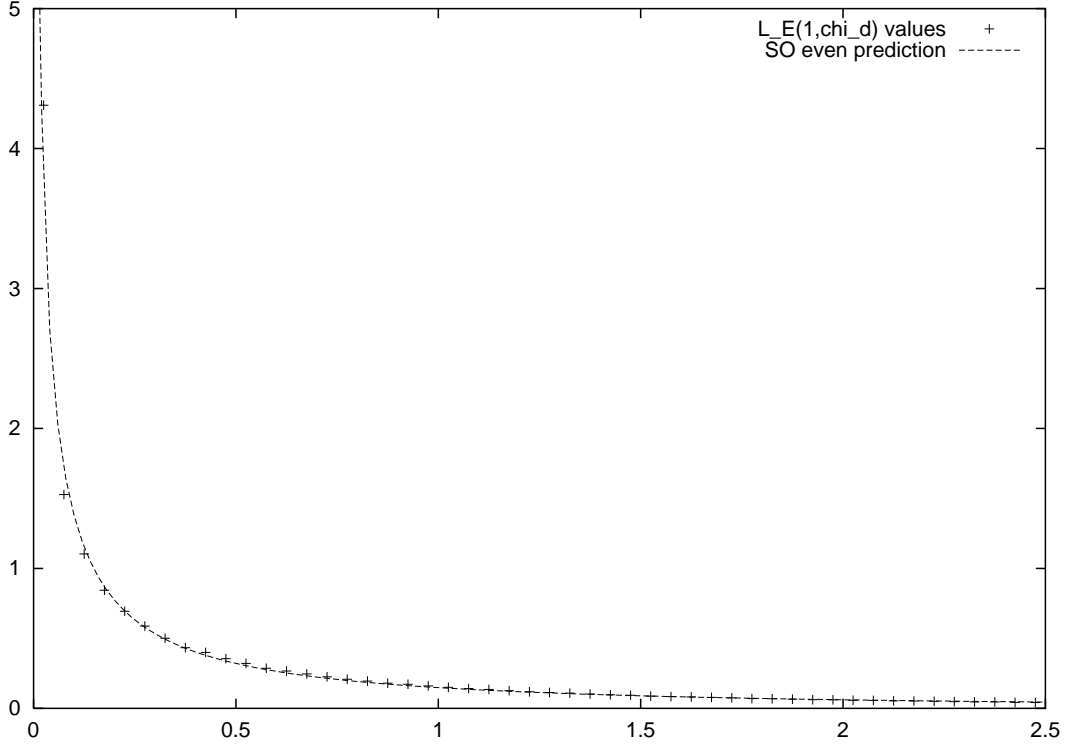


Figure 1: Value distribution of  $L_{E_{11}}(1, \chi_d)$ , with  $-85000000 < d < 0$ ,  $d = 2, 6, 7, 8, 10 \pmod{11}$ .

In Figure 2 we verify the central limit theorem described in Conjecture 3. The first picture shows the value distributions, superimposed, of

$$\frac{\log L_E(1, \chi_d) + \frac{1}{2} \log \log |d|}{\sqrt{\log \log |d|}}, \quad |d| < 10^8 \quad (67)$$

for the 26 curves described in Tables 3. The second plot depicts the average value distribution of the 26. These are compared against the standard Gaussian predicted in the conjecture and also against the density function associated to the value distribution of

$$\frac{\log |Z(A, 0)| + \frac{1}{2} \log N}{\sqrt{\log N}} \quad (68)$$

with  $N = 20$ . This density is given by

$$P_N(g(t))g'(t) \quad (69)$$

where

$$g(t) = \frac{\exp(t\sqrt{\log N})}{N^{1/2}}, \quad (70)$$

and is shown in [18] to tend to the standard Gaussian as  $N \rightarrow \infty$ . To get a better fit to the numeric value distribution, one would also need to incorporate the arithmetic factor. In the limit, this factor has no effect, but the convergence to the limit is extremely slow. The variability of the arithmetic factor explains why the 26 densities superimposed in Figure 2 don't fall exactly on top of one another. To get a better fit to the average, we set  $p(t) = P_N(g(t))g'(t)$  and plot instead  $\alpha p(\alpha t)$ , with  $\alpha = 1.21$  chosen so that the density function visually lines up with the data.

Conjecture 12 is verified numerically in the top plot in Figure 3 which compares, for the first one hundred elliptic curves  $E$  in our database, and the sets  $S_E^\pm(X)$ , the predicted value of  $R_q$  to the actual value  $R_q^\pm(X)$ , with  $X = 10^8$ .

The horizontal axis is  $q$ . For each  $q$  and each of the one hundred elliptic curves  $E$  we plot  $R_q^\pm(X) - R_q$ , with  $X = 10^8$ , and  $q \leq 3571$ . For each  $q$  on the horizontal there are 100 points corresponding to the 100 values, one for each elliptic curve, of  $R_q^\pm(X) - R_q$ . We see the values fluctuating about zero, most of the time agreeing to within about .02. The convergence in  $X$  is predicted from secondary terms to be logarithmically slow and one gets a better fit by including more terms as predicted in conjecture 13.

This is depicted in the second plot of Figure 3 which shows the difference

$$R_q^\pm(X) - \left( \frac{q+1-a_q}{q+1+a_q} \right)^{1/2} \frac{g+\lambda_1(q)}{g+\lambda_{-1}(q)} \quad (71)$$

again with  $X = 10^8$ ,  $q \leq 3571$ , and the same one hundred elliptic curves  $E$ . We see an improvement to the first plot which uses just the main term.

This improvement is emphasized in Figure 4 which compares the distribution of  $R_q^\pm(X) - R_q$  for all our 2398 elliptic curves,  $X = 10^8$ ,  $q \leq 3571$ , versus the distribution of (71). The latter has smaller variance. These distributions are not Gaussian. They depict the remainder of  $R_q^\pm(X)$  compared to the first and second conjectured approximations. There are yet further lower terms and these are given by complicated sums involving the Dirichlet coefficients of  $L_E(s)$ .

To verify conjecture 11 we computed the l.h.s. of (51) divided by

$$A^\pm(-1/2)\sqrt{\kappa_E^\pm}X^{3/4}(\log X)^{-5/8} \quad (72)$$

for our 2398 curves (545 of these have  $c_E^\pm = 0$  and these are omitted) and  $X = 100000, 200000, \dots, 10^8$ . The resulting values are depicted in Figure 6. We also display in Figure 5 the same data for a subset of 55 of these curves (those in our database with  $c_E^\pm \neq 0$  and whose conductor have leading digits 11). The graphs displayed in these two figures appear relatively flat.

To measure how flat these graphs are, we show in Figure 7 the distribution of the slopes of the graphs in Figure 6, measured by sampling each one at  $X = 5 \times 10^7$  and  $X = 10^8$ . Most have

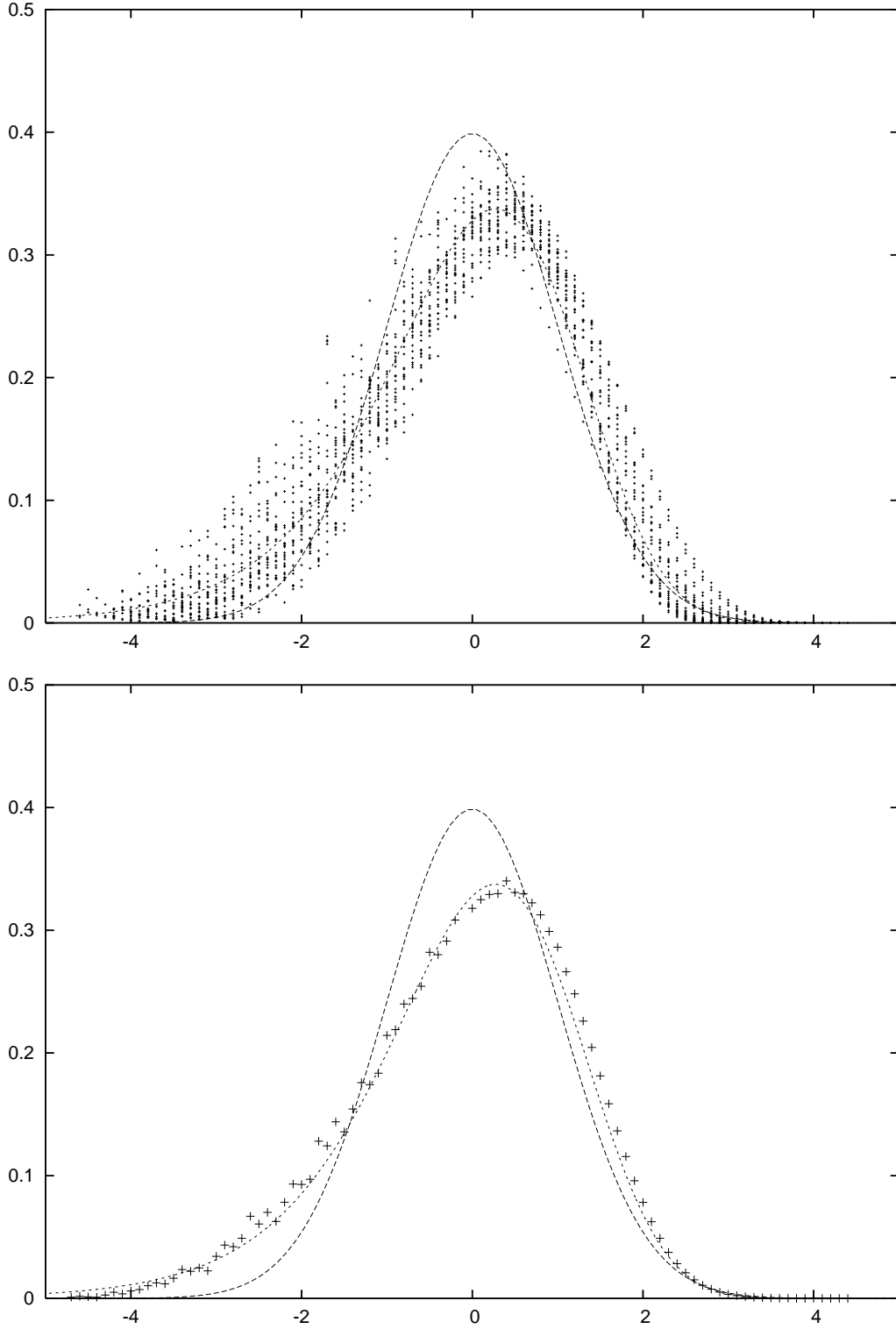


Figure 2: Value distribution of  $(\log L_E(1, \chi_d) + \frac{1}{2} \log \log |d|) / \sqrt{\log \log |d|}$  compared to the random matrix theory counterpart,  $P_N(g(t))g'(t)$  with  $N = 20$  (rescaled as explained in the text), and its limit the standard Gaussian. In the first picture we superimpose the value distributions for the 26 curves described in Table 3. The second picture shows the average value distribution of the 26.



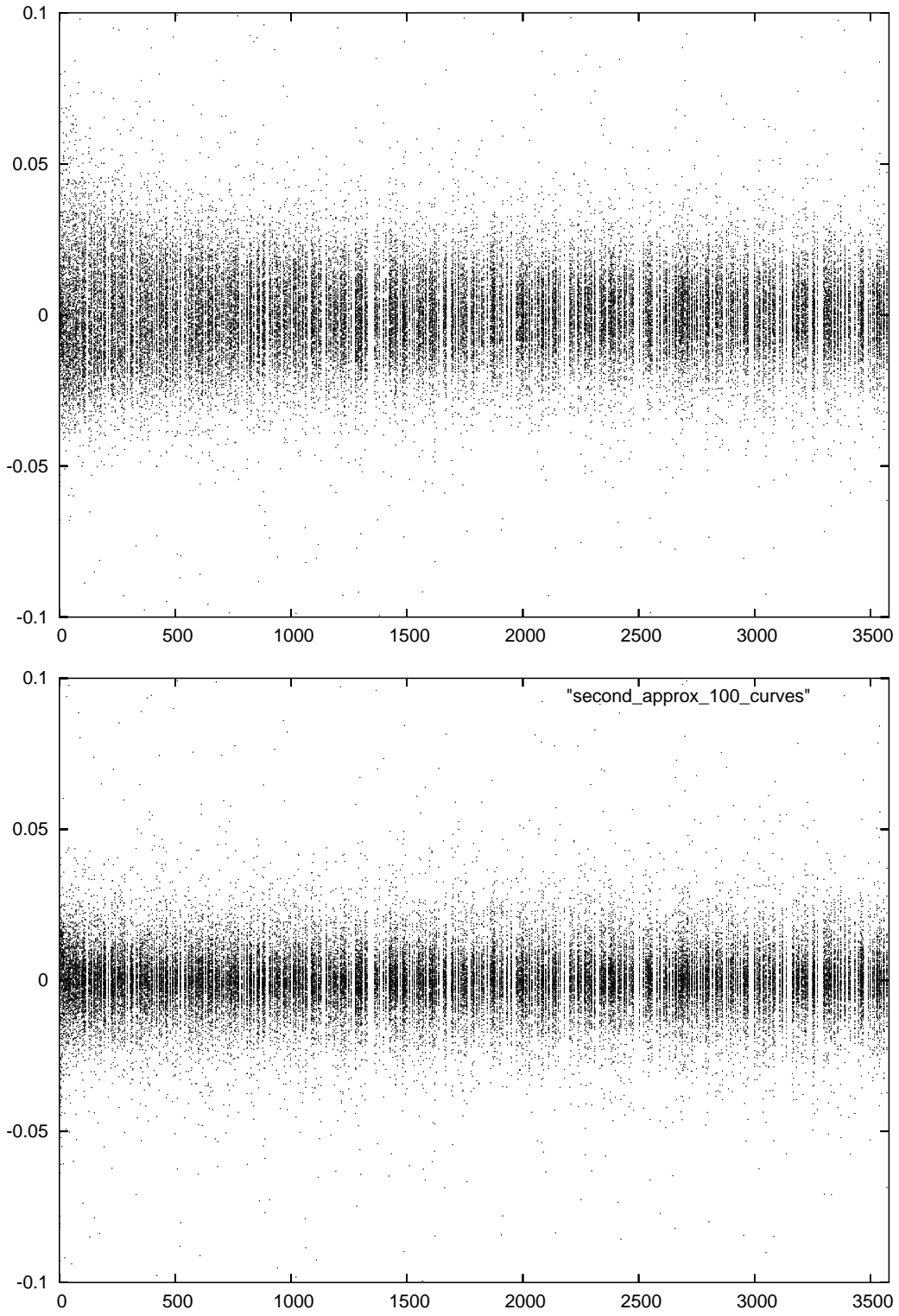


Figure 3: A plot [11] for one hundred elliptic curves of  $R_q^\pm(X) - R_q$ , top plot, and of (71), bottom plot, for  $2 \leq q \leq 3571$ ,  $X = 10^8$ .

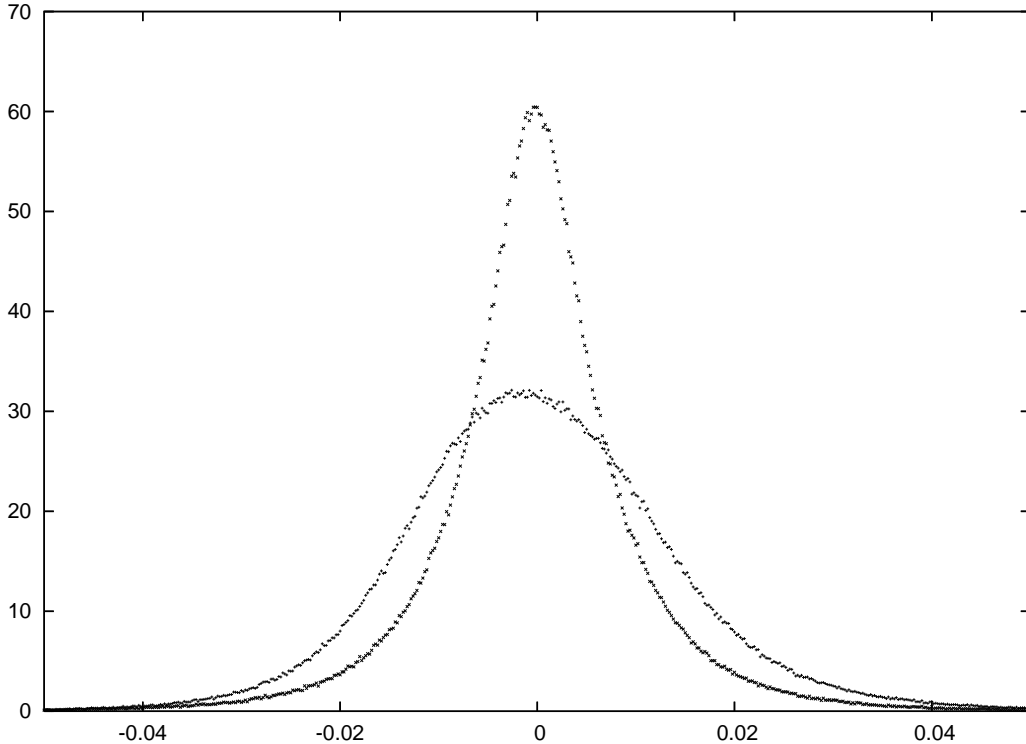


Figure 4: Distribution first approximation v.s. second approximation for ratio of vanishings [11]

slopes that are of size less than  $10^{-10}$ , and this suggests that the power of  $X$ , namely  $3/4$ , in our conjecture is not off by more than .01, and that the power of  $\log(X)$ , namely  $-5/8$  is not off by more than .1. The mean does appear slightly to the right of 0, occurring at  $.5 \times 10^{-10}$ , but this might be the result of using a limited number of curves and also perhaps due to lower order terms.

Next we sort the graphs in Figure 6 by their rightmost values at  $X = 10^8$ , and, in Figure 8, plot these values against the order of the torsion subgroup of the corresponding elliptic curves. The plot shows that curves with trivial torsion tend to have smaller constants, followed by curves of torsion size equal to 7 or 5 or 3, then 2 and 1 again, etc. We do not yet have an explanation for this phenomenon and do not know how to incorporate it into our model. It seems [25] that to nail down the constant  $c_E^\pm$  one would need to incorporate into the model Delaunay's heuristics for Tate-Shavarevich groups [12]. However, it seems that for primes  $p$  dividing the order of the torsion subgroup, the probability that  $c(|d|)$  is divisible by  $p$  deviates in a way we do not yet understand from a prediction made by Delaunay for the probability that the order of the Tate-Shavarevich group is divisible by a given prime. Delaunay's predictions are for all elliptic curves sorted by conductor and here we are examining a skinny set of elliptic curves, namely quadratic twists of a fixed elliptic curve.

### 6.0.1 Acknowledgements

We wish to thank Gonzalo Tornaria and Fernando Rodriguez-Villegas for supplying us with a database of ternary quadratic forms which were used to compute the  $L$ -values described in this

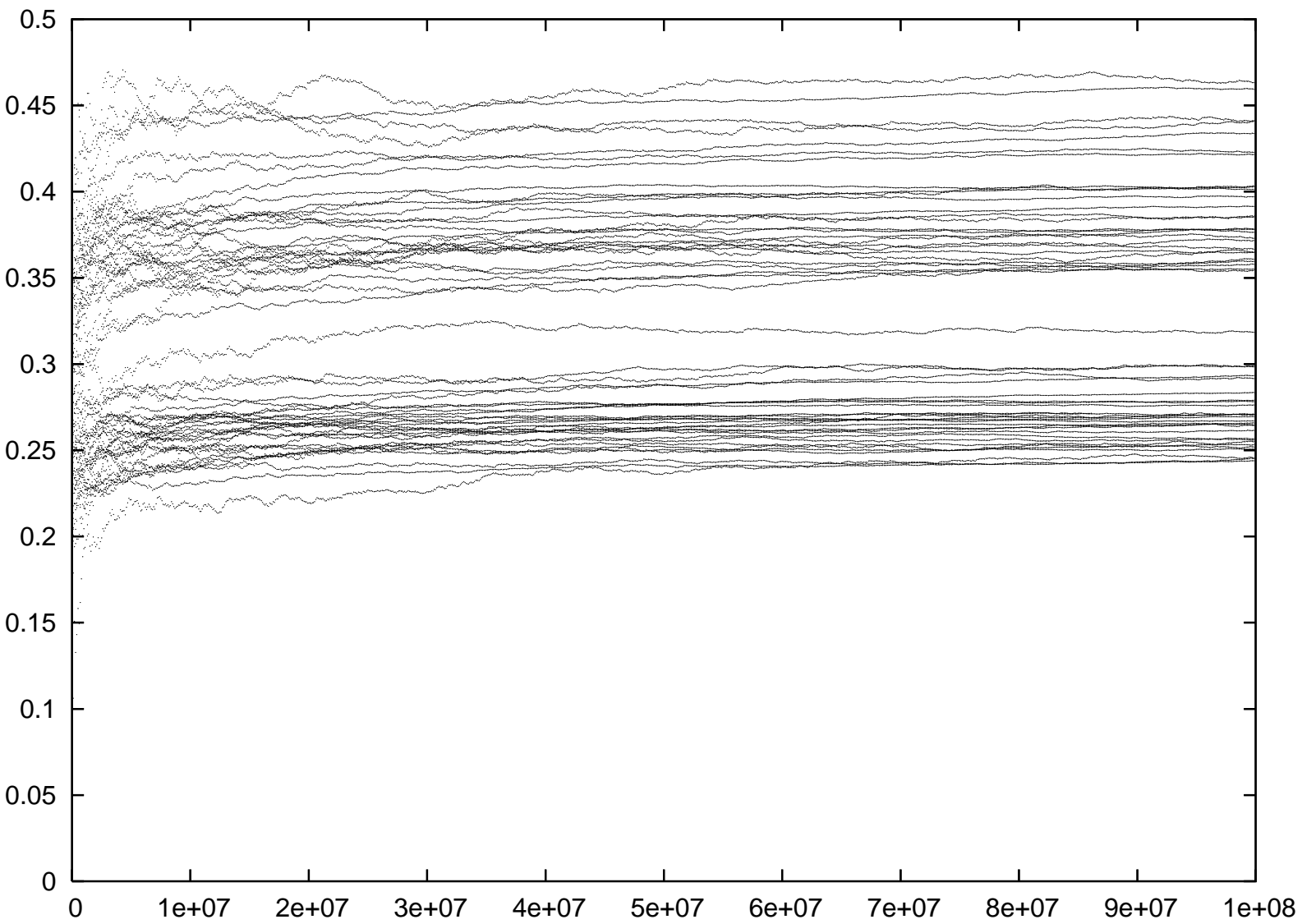


Figure 5: A test of conjecture 11 for 55 elliptic curves in our database: we are plotting for each curve the l.h.s. of (51) divided by  $A^\pm(-1/2)\sqrt{\kappa_E^\pm}X^{3/4}(\log X)^{-5/8}$ ,  $X = 100000, 200000, \dots, 10^8$ . The graphs appear relatively flat




Figure 6: The same as the previous figure, but for all elliptic curves in our database.

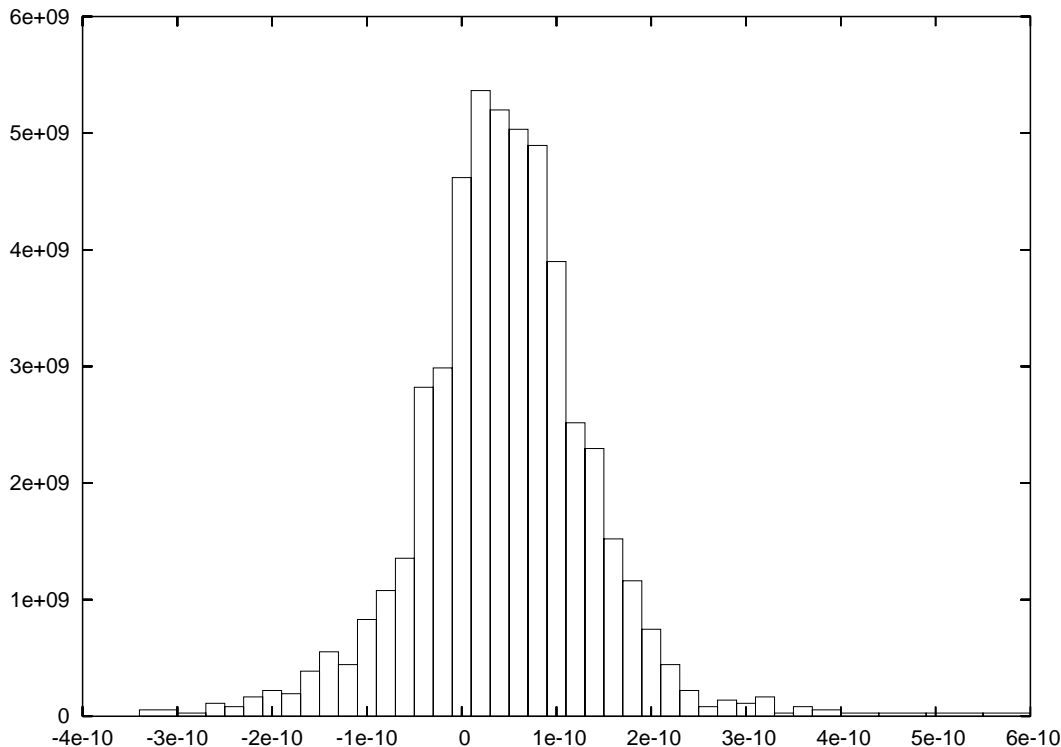


Figure 7: Distribution of the slopes of the graphs in Figure 6 from  $X = 5 \times 10^7$  to  $X = 10^8$ . This tells us that the graphs are relatively flat.

paper. Andrew Granville and William Stein allowed us to use their computer clusters to perform some of the computations described here. Atul Pokharel assisted with the preparation of Figures 3–8. The authors are grateful to AIM and the Isaac Newton Institute for very generous support and hospitality, as well as to support in the form of an NSF FRG grant that helped make some of this work possible. JPK thanks the EPSRC for support in the form of a Senior Research Fellowship, NCS the Royal Society and EPSRC for support during the course of this work, MOR the NSF and NSERC, and JBC the NSF.

## References

- [1] E. Baruch and Z. Mao, Central values of automorphic  $L$ -functions, preprint, 2003.
- [2] E.B. Bogomolny and J.P. Keating, Random matrix theory and the Riemann zeros I: three- and four-point correlations, *Nonlinearity*, **8**:1115–1131, 1995.
- [3] E.B. Bogomolny and J.P. Keating, Random matrix theory and the Riemann zeros II:  $n$ -point correlations, *Nonlinearity*, **9**:911–935, 1996.
- [4] C. Breuil, B. Conrad, F. Diamond, and R. Taylor, *J. Amer. Math. Soc.* **14**:843–939, 2001, no. 4.
- [5] J.B. Conrey,  $L$ -functions and random matrices, *Mathematics unlimited—2001 and beyond*:331–352, Springer, Berlin, 2001.

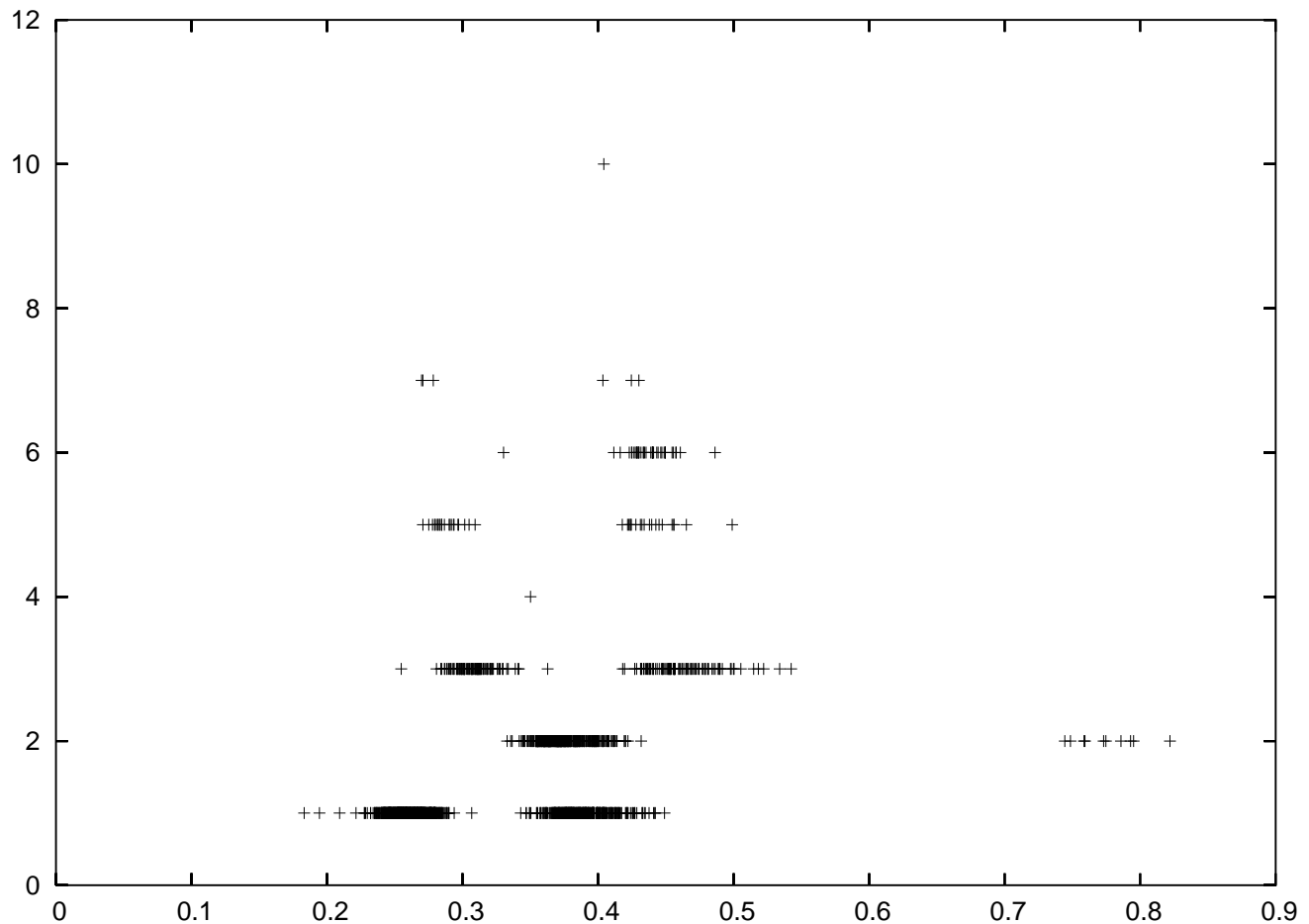


Figure 8: The rightmost values of the graphs in 6 plotted against the order of the torsion subgroups of the corresponding elliptic curves. We see, for example, that the smallest constants tend to go along with the curves whose torsion is trivial. The few curves at the far right with torsion size equal to 2 have  $c(|d|)$  divisible by 2 when  $|d| \neq 4$ , and hence, because the corresponding discretization is twice as large, the  $c(|d|)$ 's are four times as likely to vanish.

- [6] J.B. Conrey and D.W. Farmer, Mean values of  $L$ -functions and symmetry, *Int. Math. Res. Notices*, **17**:883–908, 2000, arXiv:math.nt/9912107.
- [7] J.B. Conrey, D.W. Farmer, J.P. Keating, M.O. Rubinstein, and N.C. Snaith, Autocorrelation of random matrix polynomials, *Comm. Math. Phys.*:365–395, 2003, no. 3.
- [8] J.B. Conrey, D.W. Farmer, J.P. Keating, M.O. Rubinstein, and N.C. Snaith, Integral moments of  $\zeta$  and  $L$ -functions, *Proceedings of the London Mathematical Society*, to appear.
- [9] J.B. Conrey, J.P. Keating, M.O. Rubinstein, and N.C. Snaith, On the frequency of vanishing of quadratic twists of modular  $L$ -functions, In *Number Theory for the Millennium I: Proceedings of the Millennial Conference on Number Theory*; editor, M.A. Bennett et al., pages 301–315. A K Peters, Ltd, Natick, 2002, arXiv:math.nt/0012043.
- [10] J. Cremona, Algorithms for Modular Elliptic Curves, Online edition
- [11] B. Conrey, M. Rubinstein, M. Watkins, Secondary terms in the number of vanishings of quadratic twists of elliptic curve  $L$ -functions, draft.
- [12] C. Delaunay, Heuristics on Tate-Shafarevitch Groups of Elliptic Curves Defined over  $\mathbb{Q}$ , *Experimental Math.*, **10**(2):191–196, 2001.
- [13] C. Delaunay, Note on the frequency of vanishing of  $L$ -functions of elliptic curves in a family of quadratic twists, preprint.
- [14] C.P. Hughes, J.P. Keating, and N. O’Connell, Random matrix theory and the derivative of the Riemann zeta function, *Proc. R. Soc. Lond. A*, **456**:2611–2627, 2000.
- [15] C.P. Hughes, J.P. Keating, and N. O’Connell, On the characteristic polynomial of a random unitary matrix, *Commun. Math. Phys.*, **220**(2):429–451, 2001.
- [16] N.M. Katz and P. Sarnak, *Random Matrices, Frobenius Eigenvalues and Monodromy*, American Mathematical Society Colloquium Publications, 45. American Mathematical Society, Providence, Rhode Island, 1999.
- [17] J.P. Keating and N.C. Snaith, Random matrix theory and  $\zeta(1/2 + it)$ , *Commun. Math. Phys.*, **214**:57–89, 2000.
- [18] J.P. Keating and N.C. Snaith, Random matrix theory and  $L$ -functions at  $s = 1/2$ , *Commun. Math. Phys.*, **214**:91–110, 2000.
- [19] J.P. Keating and N.C. Snaith, Random matrices and  $L$ -functions, *J. Phys. A*, **36**(12):2859–81, 2003.
- [20] W. Kohnen and D. Zagier, Values of  $L$ -series of modular forms at the center of the critical strip, *Invent. Math.*, **64**:175–198, 1981.
- [21] H.L. Montgomery, The pair correlation of the zeta function, *Proc. Symp. Pure Math*, **24**:181–93, 1973.
- [22] A.M. Odlyzko, The  $10^{20}$ th zero of the Riemann zeta function and 70 million of its neighbors, *Preprint*, 1989.
- [23] F. Rodriguez-Villegas and G. Tornaria, private communication.

- [24] M. Rubinstein, *Evidence for a Spectral Interpretation of Zeros of L-functions*, PhD thesis, Princeton University, 1998.
- [25] M. Rubinstein, *The L-function database*, Available at [www.math.uwaterloo.ca/~mrubinst](http://www.math.uwaterloo.ca/~mrubinst).
- [26] Z. Rudnick and P. Sarnak, Zeros of principal  $L$ -functions and random matrix theory, *Duke Mathematical Journal*, **81**(2):269–322, 1996.
- [27] A. Selberg, Contributions to the theory of Dirichlet’s  $L$ -functions, *Skr. Norske Vid. Akad. Oslo*, **I**:1–62, 1946.
- [28] A. Selberg, Contributions to the theory of the Riemann zeta-function, *Arch. for Math. og Naturv. B*, **48**(5), 1946.
- [29] G. Shimura, On modular forms of half integral weight, *Ann. Math.*, **97**(2):440–481, 1973.
- [30] R. Taylor and A. Wiles Ring-theoretic properties of certain Hecke algebras *Ann. of Math.*, (2) **141**:553–572 (1995), no. 3.
- [31] J.-L. Waldspurger, Sur les coefficients de Fourier des formes modulaires de poids demi-entier, *J. Math. Pures Appl.*, **60**(9):375–484, 1981.
- [32] A. Wiles, Modular elliptic curves and Fermat’s last theorem, *Ann. of Math.*, (2) **141**:443–551 (1995), no. 3.



$11A_i$	$[0, -1, 1, -10, -20]$	2.91763323388	13931691	2
1, 3, 4, 5, 9 mod 11				
$[1/2, -1/2]$				
$[3, 15, 15, -14, -2, -2], [4, 11, 12, 0, -4, 0]$				
$11A_r$	$[0, -1, 1, -10, -20]$	6.34604652140	13931649	6
1, 3, 4, 5, 9 mod 11				
$[1/10, -1/10, 3/10, -3/10, -2/10, 2/10]$				
$[1, 44, 132, -44, 0, 0], [4, 12, 121, 0, 0, -4], [4, 33, 45, -22, -4, 0], [5, 9, 124, -8, -4, -2], [5, 36, 36, 28, 4, 4], [16, 16, 25, -4, -4, -12]$				
$14A_i$	$[1, 0, 1, 4, -6]$	5.30196495873	4432803	2
15, 23, 39 mod 56				
$[1/4, -1/4]$				
$[4, 15, 15, 2, 4, 4], [7, 8, 16, -8, 0, 0]$				
$15A_i$	$[1, 1, 1, -10, -10]$	3.19248444426	4749434	2
2, 8 mod 15				
$[1/4, -1/4]$				
$[3, 20, 20, -20, 0, 0], [8, 8, 15, 0, 0, -4]$				
$17A_i$	$[1, -1, 1, -1, -14]$	2.74573911809	14353828	2
3, 5, 6, 7, 10, 11, 12, 14 mod 17				
$[1/2, -1/2]$				
$[3, 23, 23, -22, -2, -2], [7, 11, 20, -8, -4, -6]$				
$19A_i$	$[0, 1, 1, -9, -15]$	4.12709239172	14438275	2
1, 4, 5, 6, 7, 9, 11, 16, 17 mod 19				
$[1/2, -1/2]$				
$[4, 19, 20, 0, -4, 0], [7, 11, 23, -10, -6, -2]$				
$19A_r$	$[0, 1, 1, -9, -15]$	4.07927920046	14438248	12
1, 4, 5, 6, 7, 9, 11, 16, 17 mod 19				
$[-1/6, 1/6, -1/6, 1/6, -1/3, -1/3, -1/3, 1/3, 1/3, 1/3, 1/3, -1/3]$				
$[1, 76, 380, -76, 0, 0], [4, 20, 361, 0, 0, -4], [4, 77, 96, 40, 4, 4], [5, 16, 365, 16, 2, 4], [5, 61, 92, 16, 4, 2], [5, 76, 92, -76, -4, 0], [9, 44, 77, 28, 6, 8], [16, 24, 77, 20, 8, 4], [17, 44, 44, 12, 16, 16], [20, 24, 73, 4, 8, 20], [20, 36, 45, 20, 16, 12], [25, 36, 36, -4, -16, -16]$				
$21A_i$	$[1, 0, 0, -4, -1]$	3.82197956150	4986931	2
10, 13, 19 mod 21				
$[1/4, -1/4]$				
$[3, 28, 28, -28, 0, 0], [7, 12, 24, -12, 0, 0]$				
$26A_i$	$[1, 0, 1, -5, -8]$	3.47934348343	4704178	2
7, 15, 31, 47, 63, 71 mod 104				
$[-1/2, 1/2]$				
$[7, 15, 31, -14, -6, -2], [8, 15, 28, 4, 8, 8]$				
$26B_i$	$[1, -1, 1, -3, 3]$	1.80405719338	4704185	2
3, 27, 35, 43, 51, 75 mod 104				
$[-1/2, 1/2]$				
$[3, 35, 35, -34, -2, -2], [4, 27, 27, 2, 4, 4]$				
$30A_i$	$[1, 0, 1, 1, 2]$	18.5342737810	1583137	2
31, 79 mod 120				
$[1/8, -1/8]$				
$[4, 31, 31, 2, 4, 4], [15, 16, 16, -8, 0, 0]$				

Table 3: Ternary forms

33A <sub>i</sub>	[1, 1, 0, -11, 0]	2.74463335747	5224398	3
5, 14, 20, 23, 26 mod 33				
[1/4, 1/4, -1/2]				
[3, 44, 44, -44, 0, 0], [11, 12, 36, -12, 0, 0], [15, 20, 20, -4, -12, -12]				
34A <sub>i</sub>	[1, 0, 0, -3, 1]	7.45670022989	4784604	2
19, 35, 43, 59, 67, 83, 115, 123 mod 136				
[1/4, -1/4]				
[4, 35, 35, 2, 4, 4], [8, 19, 36, 4, 8, 8]				
35A <sub>i</sub>	[0, 1, 1, 9, 1]	2.20504427610	5540991	2
1, 4, 9, 11, 16, 29 mod 35				
[-1/2, 1/2]				
[4, 35, 36, 0, -4, 0], [11, 15, 39, -10, -6, -10]				
37B <sub>i</sub>	[0, 1, 1, -23, -50]	7.07044268094	14798224	2
2, 5, 6, 8, 13, 14, 15, 17, 18, 19, 20, 22, 23, 24, 29, 31, 32, 35 mod 37				
[1/2, -1/2]				
[8, 19, 39, 2, 8, 4], [15, 20, 23, -8, -14, -4]				
43A <sub>r</sub>	[0, 1, 1, 0, 0]	10.9373790599	14852746	22
2, 3, 5, 7, 8, 12, 18, 19, 20, 22, 26, 27, 28, 29, 30, 32, 33, 34, 37, 39, 42 mod 43				
[1/4, 1/4, -1/4, -1/4, 1/4, 1/4, -1/4, -1/4, -1/4, -1/4, -1/4, -1/4, 1/4, 1/4, 1/4, -1/4, 1/4, 1/4, -1/4, -1/4]				
[5, 69, 929, -34, -2, -2], [5, 241, 276, 104, 4, 2], [8, 65, 624, 44, 4, 4], [8, 108, 389, 88, 8, 4], [12, 29, 932, -28, -4, -4], [12, 73, 373, 30, 4, 8], [20, 29, 621, 22, 12, 16], [20, 61, 277, 54, 12, 8], [28, 32, 377, 28, 16, 12], [28, 33, 376, 28, 12, 16], [29, 77, 157, 14, 18, 26], [29, 77, 161, 46, 10, 26], [32, 69, 157, 26, 12, 24], [37, 45, 237, -2, -26, -34], [37, 89, 104, 44, 16, 10], [37, 93, 104, -60, -16, -2], [45, 77, 113, 62, 42, 10], [48, 77, 104, -56, -4, -32], [48, 77, 108, -48, -28, -32], [61, 80, 89, 76, 42, 16], [69, 76, 77, -4, -58, -32], [69, 77, 80, -44, -8, -58]				
67A <sub>i</sub>	[0, 1, 1, -12, -21]	6.05993680291	14974655	3
1, 4, 6, 9, 10, 14, 15, 16, 17, 19, 21, 22, 23, 24, 25, 26, 29, 33, 35, 36, 37, 39, 40, 47, 49, 54, 55, 56, 59, 60, 62, 64, 65 mod 67				
[1/2, -1, 1/2]				
[4, 67, 68, 0, -4, 0], [15, 36, 39, -16, -14, -4], [16, 19, 71, 6, 16, 12]				
67A <sub>r</sub>	[0, 1, 1, -12, -21]	1.27377003655	14974660	70
1, 4, 6, 9, 10, 14, 15, 16, 17, 19, 21, 22, 23, 24, 25, 26, 29, 33, 35, 36, 37, 39, 40, 47, 49, 54, 55, 56, 59, 60, 62, 64, 65 mod 67				
[-1/2, 1/2, 1/2, -1, -1/2, -1, -1, 1, -1, -1, -1, -1, 1, 1, -1, 1, -1, -1, 1, 1, -1, -1, 1, 1, -1, -1, 1, 1, -1, 1, 1, -1, 1, 1, -1, 1, 1, -1, 1, -1, 1, -1, -1, -1, 1, 1, -1, 1]				
[1, 268, 4556, -268, 0, 0], [4, 68, 4489, 0, 0, -4], [4, 269, 1140, 136, 4, 4], [9, 269, 508, 92, 8, 6], [16, 17, 4493, 2, 16, 4], [17, 237, 332, -172, -8, -6], [17, 268, 332, -268, -8, 0], [21, 77, 753, -38, -2, -6], [21, 217, 308, 192, 12, 2], [21, 220, 308, 196, 12, 16], [24, 157, 328, 48, 20, 8], [24, 236, 261, -196, -20, -12], [25, 248, 248, 228, 12, 12], [29, 56, 760, -44, -16, -8], [29, 89, 504, 20, 24, 26], [29, 205, 216, 88, 20, 14], [29, 205, 224, 124, 16, 14], [29, 224, 224, 180, 16, 16], [33, 144, 292, -92, -32, -28], [33, 173, 236, 124, 8, 18], [33, 173, 237, -118, -14, -18], [36, 68, 509, 48, 20, 12], [36, 173, 216, 120, 4, 16], [37, 77, 464, 68, 8, 26], [37, 116, 293, -64, -22, -4], [37, 188, 189, 84, 10, 32], [37, 189, 189, 110, 10, 10], [40, 77, 449, 2, 4, 40], [40, 77, 457, 18, 36, 40], [40, 149, 237, -130, -20, -16], [49, 104, 260, -92, -24, -4], [60, 77, 277, -62, -4, -16], [60, 84, 277, 64, 4, 44], [60, 89, 285, -42, -44, -56], [64, 129, 160, 4, 36, 44], [65, 68, 301, -20, -2, -40], [65, 68, 304, -12, -28, -40], [65, 140, 140, 12, 32, 32], [65, 140, 160, -84, -44, -32], [65, 149, 149, 30, 58, 58], [65, 149, 157, 110, 34, 58], [68, 77, 237, 10, 12, 24], [68, 84, 265, 8, 16, 68], [68, 96, 217, -28, -8, -60], [68, 96, 237, 92, 12, 60], [68, 140, 149, 72, 44, 52], [73, 77, 240, 32, 20, 46], [73, 92, 181, 12, 18, 8], [73, 132, 132, -4, -32, -32], [76, 77, 272, 48, 12, 72], [76, 93, 173, -6, -8, -20], [76, 93, 188, 16, 68, 20], [77, 84, 193, 40, 22, 12], [77, 89, 220, -8, -36, -70], [77, 129, 157, 70, 74, 66], [77, 132, 148, 92, 52, 56], [77, 132, 157, 100, 74, 56], [81, 93, 196, 4, 16, 74], [84, 116, 153, 88, 32, 60], [84, 116, 169, -48, -80, -60], [88, 92, 173, 76, 44, 36], [88, 96, 173, 80, 44, 52], [89, 132, 132, -4, -72, -72], [89, 132, 148, -92, -48, -72], [92, 92, 181, -12, -12, -84], [93, 93, 173, -6, -6, -82], [93, 93, 193, -46, -46, -82], [96, 96, 157, -16, -16, -76], [100, 104, 149, 64, 96, 44], [104, 104, 149, -64, -64, -60]				

73A <sub>i</sub>	[1, -1, 0, 4, -3]	2.79278430294	14992818	4
5, 7, 10, 11, 13, 14, 15, 17, 20, 21, 22, 26, 28, 29, 30, 31, 33, 34, 39, 40, 42, 43, 44, 45, 47, 51, 52, 53, 56, 58, 59, 60, 62, 63, 66, 68 mod 73				
[-1/2, 1/2, -1, 1]				
[7, 43, 84, -40, -4, -6], [11, 28, 80, 28, 4, 8], [15, 39, 40, 20, 8, 2], [20, 31, 44, -28, -4, -12]				
79A <sub>r</sub>	[1, 1, 1, -2, 0]	11.9016007052	15008174	40
3, 6, 7, 12, 14, 15, 17, 24, 27, 28, 29, 30, 33, 34, 35, 37, 39, 41, 43, 47, 48, 53, 54, 56, 57, 58, 59, 60, 61, 63, 66, 68, 69, 70, 71, 74, 75, 77, 78 mod 79				
[-1/2, -1/2, 1/2, 1/2, -1/2, -1/2, -1/2, 1/2, -1/2, -1/2, -1/2, 1/2, 1/2, -1/2, 1/2, 1/2, -1/2, 1/2, -1/2, -1/2, -1/2, -1/2, 1/2, 1/2, 1/2, 1/2, -1/2, 1/2, 1/2, -1/2, -1/2, 1/2, -1/2, 1/2]				
[12, 369, 449, 54, 8, 4], [17, 133, 896, -12, -16, -14], [17, 224, 521, 20, 6, 8], [17, 264, 449, -12, -14, -16], [24, 185, 461, 106, 4, 8], [28, 192, 385, -112, -12, -4], [29, 33, 2088, -8, -28, -6], [33, 116, 544, 92, 32, 12], [37, 153, 376, 8, 36, 34], [41, 56, 1044, 4, 24, 40], [41, 116, 425, -4, -38, -8], [41, 185, 265, -38, -22, -2], [41, 185, 276, -84, -32, -2], [41, 216, 236, 20, 28, 36], [41, 217, 229, -18, -30, -14], [48, 112, 377, 28, 40, 4], [48, 193, 224, -32, -36, -20], [53, 201, 233, -182, -10, -30], [56, 96, 377, -44, -32, -4], [60, 157, 216, -20, -4, -32], [61, 96, 372, -4, -32, -44], [68, 113, 284, 104, 12, 20], [68, 172, 185, -92, -32, -4], [69, 137, 217, 10, 22, 34], [69, 161, 193, -74, -38, -14], [77, 113, 249, -62, -46, -26], [77, 137, 201, -38, -50, -22], [85, 113, 233, 82, 46, 42], [93, 145, 161, 70, 22, 46], [96, 136, 197, -132, -60, -20], [96, 140, 185, -128, -16, -44], [108, 120, 161, -52, -36, -4], [108, 145, 161, 70, 36, 104], [112, 116, 185, 100, 76, 12], [113, 116, 185, -100, -14, -56], [113, 161, 165, 138, 2, 110], [116, 137, 185, 134, 100, 96], [132, 137, 149, 98, 64, 108], [132, 153, 156, -44, -124, -100], [140, 145, 153, 134, 132, 64]				
89B <sub>i</sub>	[1, 1, 0, 4, 5]	2.18489393577	15029294	7
3, 6, 7, 12, 13, 14, 15, 19, 23, 24, 26, 27, 28, 29, 30, 31, 33, 35, 37, 38, 41, 43, 46, 48, 51, 52, 54, 56, 58, 59, 60, 61, 62, 63, 65, 66, 70, 74, 75, 76, 77, 82, 83, 86 mod 89				
[1/2, -1/2, 1/2, 1/2, 1/2, -1/2, -1]				
[3, 119, 119, -118, -2, -2], [7, 51, 103, -50, -6, -2], [12, 31, 92, 4, 12, 8], [15, 24, 95, 24, 2, 4], [15, 27, 96, -20, -8, -14], [19, 23, 95, -14, -10, -18], [23, 31, 48, 16, 12, 2]				
109A <sub>i</sub>	[1, -1, 0, -8, -7]	5.94280424076	15060017	3
2, 6, 8, 10, 11, 13, 14, 17, 18, 19, 23, 24, 30, 32, 33, 37, 39, 40, 41, 42, 44, 47, 50, 51, 52, 53, 54, 55, 56, 57, 58, 59, 62, 65, 67, 68, 69, 70, 72, 76, 77, 79, 85, 86, 90, 91, 92, 95, 96, 98, 99, 101, 103, 107 mod 109				
[1/2, 1/2, -1]				
[11, 40, 119, 40, 2, 4], [19, 23, 119, -22, -18, -2], [24, 39, 56, 4, 12, 16]				
113A <sub>i</sub>	[1, 1, 1, 3, -4]	2.85781203904 15064917	7	
3, 5, 6, 10, 12, 17, 19, 20, 21, 23, 24, 27, 29, 33, 34, 35, 37, 38, 39, 40, 42, 43, 45, 46, 47, 48, 54, 55, 58, 59, 65, 66, 67, 68, 70, 71, 73, 74, 75, 76, 78, 79, 80, 84, 86, 89, 90, 92, 93, 94, 96, 101, 103, 107, 108, 110 mod 113				
[-1/2, 1/2, -1/2, -1, -1/2, 1, 1]				
[3, 151, 151, -150, -2, -2], [12, 39, 116, 4, 12, 8], [19, 24, 119, 24, 2, 4], [20, 47, 68, -44, -4, -12], [23, 24, 119, 24, 10, 20], [23, 40, 59, 20, 2, 8], [35, 39, 47, -10, -34, -6]				
139A <sub>i</sub>	[1, 1, 0, -3, -4]	5.80133204474	15089693	5
1, 4, 5, 6, 7, 9, 11, 13, 16, 20, 24, 25, 28, 29, 30, 31, 34, 35, 36, 37, 38, 41, 42, 44, 45, 46, 47, 49, 51, 52, 54, 55, 57, 63, 64, 65, 66, 67, 69, 71, 77, 78, 79, 80, 81, 83, 86, 89, 91, 96, 99, 100, 106, 107, 112, 113, 116, 117, 118, 120, 121, 122, 124, 125, 127, 129, 131, 136, 137 mod 139				
[-1/2, 1/2, 1/2, 1/2, -1]				
[7, 80, 159, 80, 2, 4], [11, 52, 152, 52, 4, 8], [20, 28, 139, 0, 0, -4], [20, 31, 144, 8, 20, 16], [24, 47, 71, 2, 12, 8]				

$179A_i$	$[0, 0, 1, -1, -1]$	5.10909732904	15113724	7
1, 3, 4, 5, 9, 12, 13, 14, 15, 16, 17, 19, 20, 22, 25, 27, 29, 31, 36, 39, 42, 43, 45, 46, 47, 48, 49, 51, 52, 56, 57, 59, 60, 61, 64, 65, 66, 67, 68, 70, 74, 75, 76, 77, 80, 81, 82, 83, 85, 87, 88, 89, 93, 95, 100, 101, 106, 107, 108, 110, 116, 117, 121, 124, 125, 126, 129, 135, 138, 139, 141, 142, 144, 145, 146, 147, 149, 151, 153, 155, 156, 158, 161, 168, 169, 171, 172, 173, 177 mod 179				
$[1/2, 1/2, 1/2, 1/2, -1/2, -1/2, -1]$				
$[4, 179, 180, 0, -4, 0], [15, 48, 191, 48, 2, 4], [15, 51, 192, -44, -8, -14], [16, 47, 183, 6, 16, 12], [19, 39, 191, -34, -14, -10], [20, 39, 184, 8, 20, 16], [39, 56, 76, -52, -20, -12]$				
$233A_i$	$[1, 0, 1, 0, 11]$	1.63933561519	15133226	13
3, 5, 6, 10, 11, 12, 17, 20, 21, 22, 24, 27, 34, 35, 39, 40, 41, 42, 43, 44, 45, 47, 48, 53, 54, 57, 59, 61, 65, 67, 68, 69, 70, 73, 75, 77, 78, 79, 80, 82, 83, 84, 86, 87, 88, 90, 93, 94, 95, 96, 97, 99, 103, 106, 108, 111, 114, 115, 118, 119, 122, 125, 127, 130, 134, 136, 137, 138, 139, 140, 143, 145, 146, 147, 149, 150, 151, 153, 154, 155, 156, 158, 160, 163, 164, 165, 166, 168, 172, 174, 176, 179, 180, 185, 186, 188, 189, 190, 191, 192, 193, 194, 198, 199, 206, 209, 211, 212, 213, 216, 221, 222, 223, 227, 228, 230 mod 233				
$[1/2, -1/2, 1/2, 1, 1/2, 3/2, -3/2, 1, -1, -3, 1, 1, -1]$				
$[3, 311, 311, -310, -2, -2], [11, 87, 255, -82, -6, -10], [12, 79, 236, 4, 12, 8], [20, 95, 140, -92, -4, -12], [24, 39, 239, 2, 24, 4], [24, 43, 239, 10, 24, 20], [27, 39, 244, -28, -16, -22], [35, 80, 84, 28, 24, 4], [39, 80, 96, -68, -8, -36], [40, 47, 119, 2, 20, 8], [44, 68, 87, -36, -20, -28], [47, 68, 87, 36, 38, 40], [48, 59, 79, 2, 16, 12]$				