

# TILING PARITY RESULTS AND THE HOLEY SQUARE SOLUTION

BRIDGET EILEEN TENNER

## 1. INTRODUCTION

The number of domino tilings of the  $2n \times 2n$  square with a centered hole of size  $2m \times 2m$ , a figure known as the *holey square* and denoted  $\mathcal{H}(m, n)$ , was conjectured by Edward Early to be  $2^{n-m}(2k_{m,n} + 1)^2$ . Although the conjecture has remained unsolved until now, specific cases were known, for example see [4]. In this paper, we answer the general conjecture in the affirmative, primarily via a theorem about tiling parity that has applications beyond the problem of the holey square. We also give combinatorial meaning to the odd factor  $2k_{m,n} + 1$  in Early's conjecture, and demonstrate other consequences of the parity theorem.

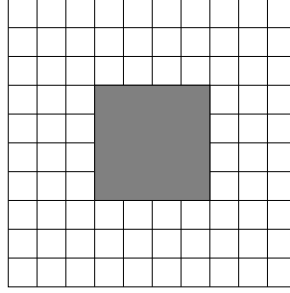


FIGURE 1. The holey square  $\mathcal{H}(2, 5)$ . Throughout this paper, shading indicates a portion of the figure that is excluded from the region.

As this paper solely concerns domino tilings, all tilings discussed can be assumed to be domino tilings. Following Pachter's notation in [3], we write  $\#R$  for the number of tilings of the region  $R$ , and  $\#_2 R$  for the parity of the number of tilings of  $R$ . When we are only concerned with the configuration of part of a region, we may only draw this portion, indicating that the undrawn portion is arbitrary.

## 2. A TILING PARITY RESULT

In this section, we present a theorem regarding the parity of the number of domino tilings of a region. This result depends only on a very local property of the region, and makes no further assumptions regarding symmetry, planarity, or any other aspect of the region. Say that a region  $R$  has an  $\{s, t\}$ -corner if there is a convex corner in  $R$  where the segments bounding this corner have lengths  $s$  and  $t$ .

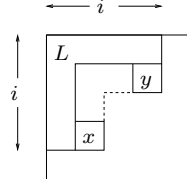
---

*Date:* September 7, 2004.

If one of these segments, say the segment of length  $s$ , forms an  $\{r, s\}$ -corner at its other endpoint for some  $r$ , say that each of these corners is *walled* at  $s$ .

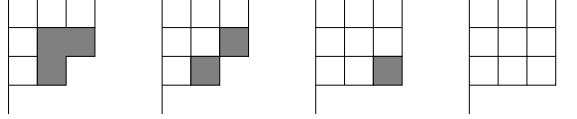
Let an  $\{i, j\}$ -L be a subregion of  $i + j - 1$  squares consisting of a strip of  $i$  squares and a strip of  $j$  squares meeting in a common endpoint at a right angle. For  $k \leq \min\{s, t\}$ , say that an  $\{s, t\}$ -corner in a region  $R$  is *complete up to  $k$*  if that corner is  $i$ -complete for  $i = 1, \dots, k$ , where an  $\{s, t\}$ -corner is  $i$ -complete for  $i \leq \min\{s, t\}$  if the following inductive definition is true:

- (a) Let  $L$  be the  $\{i, i\}$ -L in the  $\{s, t\}$ -corner. Let  $x$  and  $y$  be the two squares adjacent to  $L$  but not along either of the edges forming the  $\{s, t\}$ -corner. If either  $x$  or  $y$  is in  $R$ , then the  $\{i - 1, i - 1\}$ -L between  $x$  and  $y$ , inclusively, all of whose squares are adjacent to  $L$ , must also be a subregion of  $R$ .



- (b) Consider the  $\{s', t'\}$ -corner formed by removing  $L$  from  $R$ . If  $i - 2 \leq \min\{s', t'\}$ , then this corner must be complete up to  $i - 2$ .
- (c) The subregion of squares examined at each step of this definition must be the dual of a grid graph.

For example, if  $R$  has an  $\{s, t\}$ -corner complete up to 3, then this corner must have one of the following forms.



The different tilings of  $R$  can be categorized by the manner in which an  $\{s, t\}$ -corner is tiled.

$$\#R = \# \begin{array}{|c|} \hline \text{[Diagram 1]} \\ \hline \end{array} + \# \begin{array}{|c|} \hline \text{[Diagram 2]} \\ \hline \end{array} + \# \begin{array}{|c|} \hline \text{[Diagram 3]} \\ \hline \end{array} + \# \begin{array}{|c|} \hline \text{[Diagram 4]} \\ \hline \end{array}$$

The corner drawn in each of the above figures is a particular  $\{s, t\}$ -corner in  $R$ . If  $R$  does not include the entire region tiled in one of these figures, that term is zero. Notice that the first two of these figures tile the same subregion of  $R$ , so in fact,

$$\#_2 R = \#_2 \begin{array}{|c|} \hline \text{[Diagram 1]} \\ \hline \end{array} + \#_2 \begin{array}{|c|} \hline \text{[Diagram 2]} \\ \hline \end{array} .$$

**Theorem 1** (Parity Theorem). *Suppose that a region  $R$  has an  $\{s, t\}$ -corner. For any  $k \leq \min\{s, t\}$ , if this corner is complete up to  $k$ , then*

$$(1) \quad \#_2 R = \#_2 \begin{array}{c} \xleftarrow{k+1} \\ \uparrow k \\ \text{L-shaped region} \\ \downarrow k \\ \text{ } \end{array} + \#_2 \begin{array}{c} \xleftarrow{k} \\ \uparrow k+1 \\ \text{L-shaped region} \\ \downarrow k+1 \\ \text{ } \end{array} .$$

Furthermore, if  $s \leq t$ , the corner is complete up to  $s$ , and the corner is walled at  $s$ , then

$$(2) \quad \#_2 R = \#_2 \begin{array}{c} \xleftarrow{s+1} \\ \uparrow s \\ \text{L-shaped region} \\ \downarrow s \\ \text{ } \end{array} .$$

*Proof.* We prove the theorem by inducting on  $k$ , up to a maximum of  $\min\{s, t\}$ . That (1) holds for  $k = 1$  is trivial, and the case  $k = 2$  was shown above. If (1) holds for a particular  $k$ , then certainly (2) holds if there is a wall at  $s = k$ , since one of the tilings pictured in the statement of (1) is impossible because of the wall at  $s$ , so this term goes to zero.

Suppose that the theorem holds for all  $k < K \leq \min\{s, t\}$ . Suppose that an  $\{s, t\}$ -corner of  $R$  is complete up to  $K$ . This corner must also be complete up to  $K - 1$ , so we can apply (1) for  $k = K - 1$ .

$$(3) \quad \#_2 R = \#_2 \begin{array}{c} \xleftarrow{K} \\ \uparrow K-1 \\ \text{L-shaped region} \\ \downarrow K-1 \\ \text{ } \end{array} + \#_2 \begin{array}{c} \xleftarrow{K-1} \\ \uparrow K \\ \text{L-shaped region} \\ \downarrow K \\ \text{ } \end{array}$$

Consider the first of these regions, and look at the possible ways to tile the square next to the shorter leg of the removed region.

$$\#_2 \begin{array}{c} \xleftarrow{K} \\ \uparrow K-1 \\ \text{L-shaped region} \\ \downarrow K-1 \\ \text{ } \end{array} = \#_2 \begin{array}{c} \xleftarrow{K} \\ \uparrow K-1 \\ \text{L-shaped region} \\ \downarrow K-1 \\ \text{ } \end{array} + \#_2 \begin{array}{c} \xleftarrow{K} \\ \uparrow K-1 \\ \text{L-shaped region} \\ \downarrow K-1 \\ \text{ } \end{array}$$

The latter of these creates a  $\{K - 2, K - 1\}$ -corner walled at  $K - 2$ , and this corner is complete up to  $K - 2$  because of the inductive definition of  $K$ -completeness.

Thus we can apply (2) for  $k = K - 2$  to get

$$(4) \quad \#_2 \begin{array}{c} \xleftarrow{K} \\ \uparrow K-1 \\ \text{L-shaped region} \end{array} = \#_2 \begin{array}{c} \xleftarrow{K} \\ \uparrow K+1 \\ \text{L-shaped region} \end{array} + \#_2 \begin{array}{c} \xleftarrow{K} \\ \uparrow K \\ \text{L-shaped region} \end{array}.$$

There is an analogous equation for the second region on the right-hand side of (3), and the last term in (4) also appears in this. Since we are considering parity, these terms cancel, leaving

$$\#_2 R = \#_2 \begin{array}{c} \xleftarrow{K} \\ \uparrow K+1 \\ \text{L-shaped region} \end{array} + \#_2 \begin{array}{c} \xleftarrow{K+1} \\ \uparrow K \\ \text{L-shaped region} \end{array}$$

which proves (1) for  $k = K$ , and consequently (2) for  $k = K$ .  $\square$

### 3. THE HOLEY SQUARE

Counting the number of tilings of the holey square can be simplified using two known results, both of which rely on the holey square's symmetries. A result of Jockusch, see [2], indicates that  $\#\mathcal{H}(m, n)$  is either a square or twice a square. In [1], Ciucu defines a Klein-symmetric graph as a bipartite graph with 180-degree rotational symmetry and a reflective axis of symmetry that separates the graph. Say that a region in the plane is Klein-symmetric if its dual is a Klein-symmetric graph. The region  $\mathcal{H}(m, n)$  is Klein-symmetric with each diagonal serving as a reflexive axis of symmetry, so we can apply the factorization theorem in [1] to conclude that

$$\#\mathcal{H}(m, n) = 2^{n-m} (\#H(m, n))^2$$

for a region  $H(m, n)$  defined as follows. Consider the  $2n \times 2n$  square, coordinatized so that the lower left corner is at the origin and the upper right corner has coordinates  $(2n, 2n)$ . Divide the square into two congruent halves by the two-unit segments

$$\begin{aligned} & \{[2t, 2t+2] \times [2n - (2t+1), 2n - (2t+1)] : t = 0, \dots, n-1\} \\ & \cup \{[2n - 2t, 2n - 2t+2] \times [2t-1, 2t+1] : t = 1, \dots, n-1\}. \end{aligned}$$

Now remove the center  $2m \times 2m$  square from the region. This leaves two congruent regions, denote each by  $H(m, n)$ .

To prove the conjecture we need to prove that  $\#_2 H(m, n) = 1$ . Our proof is inductive for fixed  $m$ , with base case  $n = m + 1$ . This base case is trivial, as it is easy to see that  $\#_2 H(m, m+1) = 1$  and  $\mathcal{H}(m, m+1)$  can be tiled in two ways.

**Corollary 1.** *For all  $m$  and  $n > m$ ,  $\#\mathcal{H}(m, n) = 2^{n-m} (2k_{m,n} + 1)^2$ , where the factor  $2k_{m,n} + 1$  is equal to  $\#H(m, n)$ .*

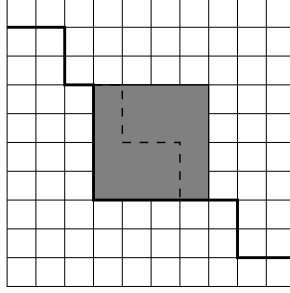


FIGURE 2. The region below the heavy line is  $H(2, 5)$ .

*Proof.* Assume that  $\#_2 H(m, n) = 1$ . As discussed above, it remains to be shown only that  $\#_2 H(m, n+1) = 1$ . Notice that  $H(m, n+1)$  has a  $\{2n+1, 2n+2\}$ -corner walled at  $2n+1$ , and that this corner is complete up to  $2n+1$ . Therefore we can apply the parity theorem to this corner, specifically (2). The subregion indicated by the right-hand side of (2) is actually  $H(m, n)$  reflected across the line  $y = x$ . Therefore  $\#_2 H(m, n+1) = \#_2 H(m, n) = 1$ . This completes the proof, answering affirmatively the question posed by Early, and giving a combinatorial meaning to the odd factor in  $\# \mathcal{H}(m, n)$ .  $\square$

#### 4. FURTHER APPLICATIONS OF THE PARITY THEOREM

In addition to determining the number of domino tilings of the holey square, the parity theorem can be applied to other regions. One easy consequence is the following.

**Corollary 2.** *Suppose a region  $R$  has an  $\{s, s\}$ -corner that is complete up to  $s$  and walled at  $s$  along both sides. Then  $\#R$  is even.*

*Proof.* Much like in the proof of (2), notice that both of the tilings depicted in (1) are impossible, so both terms on the right side of the equation are zero.  $\square$

For another application, let  $N(a, b)$  be the  $a \times b$  rectangle, and notice that each corner is complete up to  $\min\{a, b\}$ . We can repeatedly apply the parity theorem to  $N(kn, (k+1)n)$  to obtain the following result.

**Corollary 3.** *For all positive integers  $k$  and  $n$ ,  $\#N(kn, (k+1)n)$  is odd.*

*Proof.* In order to describe the process more precisely, suppose that  $N(kn, (k+1)n)$  is oriented so that the sides of length  $kn$  are vertical. The upper left corner is complete up to  $kn$ , so apply the parity theorem to remove the  $\{kn, kn+1\}$ -L from this corner. Similarly, if values of  $k$  and  $n$  are sufficiently large, we can remove the  $\{n-1, n\}$ -L from the upper right corner, the  $\{(k-1)n, (k-1)n+1\}$ -L from the lower right corner, and the  $\{2n-2, 2n-1\}$ -L from the lower left corner (where each of these corners are of subsequent subregions of  $N(kn, (k+1)n)$ ).

The process of removing each L can be summarized in the following table describing how many squares are removed from the sides of the region, starting with  $N(kn, (k+1)n)$ , after each application of the parity theorem.

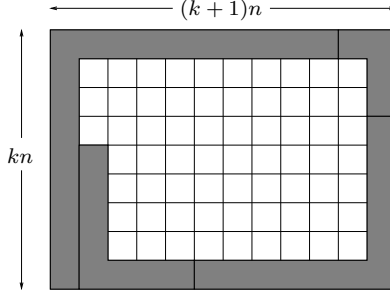


FIGURE 3.  $N(kn, (k+1)n)$  with the first four removed corners marked, as implied by the parity theorem.

App.	Left	Top	Right	Bottom
1	$kn$	$kn + 1$	—	—
2	—	$n - 1$	$n$	—
3	—	—	$(k - 1)n$	$(k - 1)n + 1$
4	$2n - 1$	—	—	$2n - 2$
$\vdots$	$\vdots$	$\vdots$	$\vdots$	$\vdots$
$4j - 3$	$(k - 2j + 2)n$	$(k - 2j + 2)n + 1$	—	—
$4j - 2$	—	$(2j - 1)(n - 1)$	$(2j - 1)(n - 1) + 1$	—
$4j - 1$	—	—	$(k - 2j + 1)n$	$(k - 2j + 1)n + 1$
$4j$	$2j(n - 1) + 1$	—	—	$2j(n - 1)$

We can continue to apply the parity theorem until the  $\{i, i + 1\}$ -L we remove is actually from an  $\{i, i + 1\}$ -corner. To determine when this might happen, we need to solve any of the following equations, where the term subtracted from the left side of each refers to the squares occupied by previously removed corners.

$$(5) \quad kn - (2j - 1) = 2j(n - 1) + 1$$

$$(6) \quad (k + 1)n - (2j - 2) = (k - 2j + 2)n + 1$$

$$(7) \quad kn - (2j - 2) = (2j - 1)(n - 1) + 1$$

$$(8) \quad (k + 1)n - (2j - 1) = (k - 2j + 1)n + 1$$

These equations correspond to the final  $\{i, i + 1\}$ -L being removed from the lower left corner, the upper left corner, the upper right corner, and the lower right corner, respectively. The solution to (5) is  $n = 0$  or  $k = 2j$ , the solution to (6) is  $n = 1$  or  $2j - 1 = 0$ , the solution to (7) is  $n = 0$  or  $k = 2j - 1$ , and the solution to (8) is  $n = 1$  or  $2j = 0$ . Since  $n$ ,  $k$ , and  $j$  are positive integers, several of these cases are impossible. Thus the applications of the parity theorem cease in the manner described above when  $n = 1$  or when  $2j = k$  or  $2j - 1 = k$ , depending on the parity of  $k$ .

Suppose that  $n > 1$ , and let  $k$  be even. Set  $j$  to be  $k/2$ . After removing the  $(2k)^{\text{th}}$  L from  $N(kn, (k + 1)n)$ , it is not hard to see that we are left with the subregion of  $N(kn, (k + 1)n)$  formed by removing the top  $j$  rows, the bottom  $j$  rows, the left  $j + 1$

columns, and the right  $j$  columns. Thus we are left with  $N(k(n-1), (k+1)(n-1))$ , so

$$(9) \quad \#_2 N(kn, (k+1)n) = \#_2 N(k(n-1), (k+1)(n-1)).$$

If, on the other hand,  $k$  is odd, let  $j = (k+1)/2$ . After removing the  $(2k)^{\text{th}}$   $\sqsubset$  from  $N(kn, (k+1)n)$ , we likewise find that the resulting subregion of  $N(kn, (k+1)n)$  is  $N(kn, (k+1)n)$  with the top  $j$  rows, the bottom  $j-1$  rows, the left  $j$  columns, and the right  $j$  columns removed. Since  $k = 2j-1$ , this once again gives (9).

Therefore,  $\#_2 N(kn, (k+1)n) = \#_2 N(k, k+1)$  for all positive integers  $k$  and  $n$ . Applying the parity theorem once to any corner of  $N(k, k+1)$  indicates that

$$\#_2 N(k, k+1) = \#_2 N(k-1, k)$$

for all  $k > 1$ . Therefore  $\#_2 N(kn, (k+1)n) = \#_2 N(1, 2) = 1$  for all positive integers  $k$  and  $n$ . □

It should be noted that there are other ways to obtain this result, for example using Kasteleyn's formula or determinants of particular matrices. However, these methods tend to be much more analytic, and thus somewhat less intuitively clear, than the combinatorial proof presented here.

#### REFERENCES

- [1] M. Ciucu, Enumeration of perfect matchings in graphs with reflective symmetry, J. Combin. Theory Ser. A 77 (1997) 67-97.
- [2] W. Jockusch, Perfect matchings and perfect squares, J. Combin. Theory Ser. A 67 (1994) 100-115.
- [3] L. Pachter, Combinatorial approaches and conjectures for 2-divisibility problems concerning domino tilings of polyominoes, Electron. J. Comb. 4 (1997) R29.
- [4] R. Tauraso, A new domino tiling sequence, Journal of Integer Sequences 7 (2004) 04.2.3.