

## PRIME NUMBER RACES

ANDREW GRANVILLE AND GREG MARTIN

There's nothing quite like a day at the races.... The quickening of the pulse as the starter's pistol sounds, the thrill when your favorite contestant speeds out into the lead (or the distress if another contestant dashes out ahead of yours), and the accompanying fear (or hope) that the leader might change. And what if the race is a marathon? Maybe one of the contestants will be far stronger than the others, taking the lead and running at the head of the pack for the whole race. Or perhaps the race will be more dramatic, with the lead changing again and again for as long as one cares to watch.

Our race involves the odd prime numbers, divided into two teams depending on the remainder when they are divided by 4:

Mod 4 Race, Team 3: 03, 07, 11, 19, 23, 31, 43, 47, 59, 67, 71, 79, 83, ...

Mod 4 Race, Team 1: 05, 13, 17, 29, 37, 41, 53, 61, 73, 89, 93, 97, ...

In this Mod 4 Race<sup>1</sup>, Team 3 contains the primes of the form  $4n + 3$ , and Team 1 contains the primes of the form  $4n + 1$ . The Mod 4 Race has just two contestants and is quite some marathon since it goes on forever! From the data above it appears that Team 3 is always in the lead; that is, up to any given point, there seem to be at least as many primes of the form  $4n + 3$  as there are primes of the form  $4n + 1$ . Further data seems to confirm our

---

<sup>1</sup>The integers in the arithmetic progression  $qn+a$  are often called the integers “congruent to  $a \pmod{q}$ ”, and thus we have the “Mod  $q$  Race”.

initial observations:

$x$	Number of primes $4n + 3$ up to $x$	Number of primes $4n + 1$ up to $x$
100	13	11
200	24	21
300	32	29
400	40	37
500	50	44
600	57	51
700	65	59
800	71	67
900	79	74
1000	87	80
2000	155	147
3000	218	211
4000	280	269
5000	339	329
6000	399	383
7000	457	442
8000	507	499
9000	562	554
10,000	619	609
20,000	1136	1125
50,000	2583	2549
100,000	4808	4783

TABLE 1. The number of primes of the form  $4n + 1$  and  $4n + 3$  up to  $x$ .

Even in this extended data, the race remains close but Team 3 always seems to maintain a narrow lead. This phenomenon was first observed in a letter written by Tchébychev to M. Fuss on 23rd March 1853:

*“ There is a notable difference in the splitting of the prime numbers  
between the two forms  $4n + 3$ ,  $4n + 1$ :  
The first form contains a lot more than the second.”*

This bias is perhaps unexpected in light of an important result in analytic number theory known as “the prime number theorem for arithmetic progressions”. This theorem tells us that for any given modulus  $q$ , the primes tend to be equally split amongst the various forms  $qn + a$  where<sup>2</sup>  $\gcd(a, q) = 1$ . More precisely, we know that for two such eligible

<sup>2</sup>Note that this restriction is necessary, since every integer of the form  $qn + a$  is divisible by the greatest common divisor of  $a$  and  $q$ , hence cannot be prime (except possibly for a single value  $n$ ) if  $\gcd(a, q) > 1$ .

values  $a$  and  $b$ ,

$$(1) \quad \frac{\#\{\text{primes } qn + a \leq x\}}{\#\{\text{primes } qn + b \leq x\}} \rightarrow 1 \quad \text{as } x \rightarrow \infty.$$

This limit does not help us to predict who will win the Mod  $q$  Race<sup>3</sup>. In fact this *asymptotic* result, the prime number theorem for arithmetic progressions, does not inform us about any of the fine details of these prime number counts, and so neither verifies nor contradicts our observation that Team 3 seems to be always ahead of Team 1.

It's time to come clean: we cheated in how we presented the data in the table above. If we take the trouble to look at the counts of Teams 1 and 3 for every value of  $x$ , not just the ones listed in the table, we find that occasionally there is some drama to this race, in that from time-to-time Team 1 takes the lead, but then only briefly:

Team 1 takes the lead for the first time at prime 26,861. However, since 26,863 is also prime, Team 3 draws equal and then takes back the lead until

Team 1 gets ahead again at 616,841 and at various numbers until 633,798.

Team 3 then takes back the lead until

Team 1 gets ahead again at 12,306,137 and at various numbers until 12,382,326.

Team 3 then takes back the lead until

Team 1 gets ahead again at 951,784,481 and at various numbers until 952,223,506.

Team 3 then takes back the lead until

Team 1 gets ahead again at 6,309,280,697 and at various numbers until 6,403,150,362.

Team 3 then takes back the lead until

Team 1 gets ahead again at 18,465,126,217 and at various numbers until 19,033,524,538.

Team 3 then takes back the lead and holds on to it until at least twenty billion.

So there are, from time to time, more primes of the form  $4n + 1$  than of the form  $4n + 3$ , but this lead is held only very briefly and then relinquished for a long stretch. Nonetheless, given this data, one might guess that  $4n + 1$  continues taking the lead from time to time as we continue to watch this marathon. Indeed this is the case:

**J.E. Littlewood.** (1914) *There are arbitrarily large values of  $x$  for which there are more primes of the form  $4n + 1$  up to  $x$  than primes of the form  $4n + 3$ . In fact there are arbitrarily large values of  $x$  for which*

$$(2) \quad \#\{\text{primes } 4n + 1 \leq x\} - \#\{\text{primes } 4n + 3 \leq x\} \geq \frac{1}{2} \frac{\sqrt{x}}{\ln x} \ln \ln \ln x$$

At first sight, this seems to be the end of the story. However, after seeing how infrequently Team 1 manages to hold on to the lead, it is hard to put to rest the suspicion that Team 3 is in the lead “most of the time”, that there are more primes of the form  $4n + 3$  up to  $x$  than there are of the form  $4n + 1$ , despite Littlewood's result. In 1962, Knapowski and Turán made a conjecture that is consistent with Littlewood's result but also bears out Tchébychev's observation:

---

<sup>3</sup>If the ratio  $\#\{\text{primes } 4n + 3 \leq x\} / \#\{\text{primes } 4n + 1 \leq x\}$  converged to a number greater than 1 as  $x \rightarrow \infty$ , then we would know that  $\#\{\text{primes } 4n + 3 \leq x\} > \#\{\text{primes } 4n + 1 \leq x\}$  for all sufficiently large  $x$ , so that in the long run Team 3 would always be ahead of Team 1. If it converged to a number less than 1, in the long run Team 1 would always be ahead of Team 3.

**Conjecture.** *As  $X \rightarrow \infty$ , the percentage of integers  $x \leq X$  for which there are more primes of the form  $4n + 3$  up to  $x$  than of the form  $4n + 1$  goes to 100%.*

This conjecture may be paraphrased as

“Tchébychev was correct *almost all* of the time.”

Looking at the above data in this light:

<u><math>X</math> in the Range</u>	<u>Maximum percentage of <math>x \leq X</math> for which there are more primes <math>4n + 1 \leq x</math> than <math>4n + 3</math></u>
$0 - 26,860$	0%
$0 - 500,000$	$\approx 0.01\%$
$0 - 10^7$	$\approx 2.6\%$
$10^7 - 10^8$	$\approx .6\%$
$10^8 - 10^9$	$\approx .1\%$
$10^9 - 10^{10}$	$\approx 1.6\%$
$10^{10} - 10^{11}$	$\approx 2.8\%$

Does this persuade you that the Knapowski–Turán conjecture is likely to be true? Is the percentage in the right column going to 0 as the values of  $x$  get larger? The percentages are evidently very low, but it is not obvious from this limited data that they are tending towards 0. There was a wonderful *Monthly* article by Richard Guy some years ago entitled “*The Law of Small Numbers*”, in which Guy pointed out several fascinating phenomena that are “evident” for small integers yet disappear when one examines bigger integers. Could this be one of those phenomena?

### **Another prime race: primes of the form $3n + 2$ and $3n + 1$ .**

There are races between sequences of primes other than that between primes of the forms  $4n + 3$  and  $4n + 1$ . For example, the Mod 3 Race is between primes of the form  $3n + 2$  and primes of the form  $3n + 1$ . The race begins as follows:

Mod 3 Race, Team 2: 02, 05, 11, 17, 23, 29, 41, 47, 53, 59, 71, 83, 89, ...

Mod 3 Race, Team 1: 07, 13, 19, 31, 37, 43, 61, 67, 73, 79, 97, ...

In this race Team 2 dashes out into an early lead which it holds on to; that is, there seem to always be at least as many primes of the form  $3n + 2$  up to  $x$  as there are primes of the

form  $3n + 1$ . In fact Team 2 keeps in the lead up to ten million and beyond<sup>4</sup>.

$x$	Team 2	Team 1
100	13	11
200	24	21
300	33	28
400	40	37
500	49	45
600	58	50
700	65	59
800	71	67
900	79	74
1000	87	80
2000	154	148
3000	222	207
4000	278	271
5000	338	330
6000	398	384
7000	455	444
8000	511	495
9000	564	552
10000	617	611
20000	1137	1124

$x$	Team 2	Team 1
30000	1634	1610
40000	2113	2089
50000	2576	2556
60000	3042	3014
70000	3491	3443
80000	3938	3898
90000	4374	4338
100000	4807	4784
200000	8995	8988
300000	13026	12970
400000	16967	16892
500000	20804	20733
600000	24573	24524
700000	28306	28236
800000	32032	31918
900000	35676	35597
1000000	39266	39231
2000000	74520	74412
5000000	174322	174190
10000000	332384	332194

TABLE 2. The column labelled “Team  $j$ ” contains the number of primes of the form  $3n + j$  up to  $x$ .

Perhaps our experience with the Mod 4 Race makes you skeptical that Team 2 always dominates in this Mod 3 Race. If so, you are right to be skeptical because Littlewood’s 1914 paper also applies to this race: There are arbitrarily large values of  $x$  for which there are more primes of the form  $3n + 1$  up to  $x$  than primes of the form  $3n + 2$ . (An inequality analogous to (2) also holds for this race.) Therefore Team 1 takes the lead from Team 2 infinitely often, but where is the first such value for  $x$ ? We know it is beyond ten million, and in fact Team 1 first takes the lead at

$$x = 608,981,813,029.$$

This was discovered on Christmas day 1976 by Bays and Hudson. It seems that Team 2 dominates in the Mod 3 Race even more than Team 3 dominates in the Mod 4 Race!

<sup>4</sup>And this time we didn’t cheat—Team 1 does not get the lead at some intermediate value of  $x$  that we have not recorded in the table.

**Another prime race: The last digit of a prime.**

Having heard that “Team 2 retains the lead...” for over a half-a-trillion consecutive values of  $x$ , you might have grown bored with your day at the races. So let’s move on to a race in which there are more competitors, perhaps making it less likely that one will so dominate. One popular four-way race is between the primes that end in 1, those that end in 3, those that end in 7 and those that end in 9.

Last digit:	<u>1</u>	<u>3</u>	<u>7</u>	<u>9</u>	Last digit:	<u>1</u>	<u>3</u>	<u>7</u>	<u>9</u>
		3	7		101	103		107	109
	11	13	17	19			113		
			23	29				127	
	31		37		131			137	139
	41	43	47						149
			53	59	151			157	
	61		67				163	167	
	71	73		79			173		179
			83	89	181				
			97		191	193	197	199	
Up to 100:	<u>5</u>	<u>7</u>	<u>6</u>	<u>5</u>	Up to 200:	<u>10</u>	<u>12</u>	<u>12</u>	<u>10</u>

TABLE 3. The columns labelled “Last digit  $j$ ” contain the primes of the form  $10n + j$  up to 100, and between 100 and 200, respectively.

On this limited evidence it seems that the two teams in the middle lanes are usually ahead. However let us examine some more data before making any bets:

<u><math>x</math></u>	Last digit:	<u>1</u>	<u>3</u>	<u>7</u>	<u>9</u>
100		5	7	6	5
200		10	12	12	10
500		22	24	24	23
1000		40	42	46	38
2000		73	78	77	73
5000		163	172	169	163
10,000		306	310	308	303
20,000		563	569	569	559
50,000		1274	1290	1288	1279
100,000		2387	2402	2411	2390
200,000		4478	4517	4503	4484
500,000		10386	10382	10403	10365
1,000,000		19617	19665	19621	19593

TABLE 4. The column labelled “Last digit  $j$ ” contains the number of primes of the form  $10n + j$  up to  $x$ .

Except for a brief surge by Team 1 ahead of Team 3 around  $x = 500,000$ , it does appear that the two teams in the middle lanes continue to share the lead.

After watching these races for a while, we begin to get the sense that each race is somewhat predictable—not the tiny details, perhaps, but the large-scale picture. If we were to watch a similar race (the Mod  $q$  Race for some number  $q$  other than 4 or 3 or 10), we might expect that some of the teams would be much stronger overall than others. But how could we predict which ones, without watching for so long that everybody around us would already be placing their bets on those same teams?

Before we can hope to understand which team has the most primes most often, we need to appreciate how those prime counts behave in the first place. And before we can hope to understand the number of primes up to  $x$  of the form  $qn + a$  (for given  $a$  and  $q$ ), we should start by knowing how many primes there are up to  $x$ . This was perhaps the single most important question in 19th-century number theory, a question which continued to engage researchers throughout the 20th century and is still jealously guarding most of its secrets from us today.

#### SO WHAT DO WE KNOW ABOUT THE COUNT OF PRIMES UP TO $x$ ANYWAY?

Although questions in number theory were not always mathematically *en vogue*, by the middle of the 19th century the problem of counting primes had attracted the attention of well-respected mathematicians such as Legendre, Tchébychev, and the prodigious Gauss. Although the best rigorous results of this time were due to Tchébychev, the prediction of Gauss eventually led to a better understanding of prime number races.

A query about the frequency with which primes occur elicited the following response:

*“I pondered this problem as a boy, and determined that, at around  $x$ , the primes occur with density  $1/\ln x$ .”* — C.F. Gauss (24th Dec 1849), letter to Encke

This remark of Gauss can be interpreted as predicting that

$$\#\{\text{primes} \leq x\} \approx \sum_{n=2}^{[x]} \frac{1}{\ln n} \approx \int_2^x \frac{dt}{\ln t} = \text{Li}(x),$$

Let us compare Gauss’s prediction<sup>5</sup> with the most recent count of the number of primes up to  $x$ . (We shall write “Overcount” to denote  $\text{Li}(x) - \pi(x)$  rounded down to the nearest integer, which is the difference between Gauss’s prediction  $\text{Li}(x)$  and the function  $\pi(x)$ , the true number of primes up to  $x$ .)

---

<sup>5</sup>In fact, Euler made a similar though less well-known “prediction” some years before Gauss.

$x$	$\pi(x) = \#\{\text{primes} \leq x\}$	Overcount: $\text{Li}(x) - \pi(x)$
$10^8$	5761455	753
$10^9$	50847534	1700
$10^{10}$	455052511	3103
$10^{11}$	4118054813	11587
$10^{12}$	37607912018	38262
$10^{13}$	346065536839	108970
$10^{14}$	3204941750802	314889
$10^{15}$	29844570422669	1052618
$10^{16}$	279238341033925	3214631
$10^{17}$	2623557157654233	7956588
$10^{18}$	24739954287740860	21949554
$10^{19}$	234057667276344607	99877774
$10^{20}$	2220819602560918840	222744643
$10^{21}$	21127269486018731928	597394253
$10^{22}$	201467286689315906290	1932355207

TABLE 5. Primes up to various  $x$ , and the overcount in Gauss’s prediction.

We can make several observations from these overcounts: First notice that the width of the last column is always approximately half the width of the middle column. In other words the overcount seems to be about the square root of the main term  $\pi(x)$  itself. Also the error term seems to always be positive, and so we might guess that

$$0 < \text{Li}(x) - \pi(x) < \sqrt{\pi(x)}$$

for all  $x$ . In fact the overcount appears to be monotonically increasing which suggests that we might be able to better approximate  $\pi(x)$  by subtracting some smooth secondary term from the approximating function  $\text{Li}(x)$ , a question we shall return to later. But, for now, let’s get back to the races . . . .

The function  $\text{Li}(x)$  does not count primes, but it does seem to stay close to  $\pi(x)$ , always remaining just in the lead. So for the race between  $\text{Li}(x)$  and  $\pi(x)$ , we can ask: will  $\text{Li}(x)$  retain the lead forever? Littlewood’s amazing result applies here too:

**Littlewood.** (1914) *There are arbitrarily large values of  $x$  for which  $\pi(x) > \text{Li}(x)$ , that is, for which*

$$\#\{\text{primes} \leq x\} > \int_2^x \frac{dt}{\ln t}.$$

So what is the smallest  $x_1$  for which  $\pi(x_1) > \text{Li}(x_1)$ ? Skewes obtained an upper bound for  $x_1$  from Littlewood’s proof, though not a particularly accessible bound. He proved:

$$\text{Skewes (1933): } \quad x_1 < 10^{10^{10^{34}}},$$

and to do even that he needed to make a significant assumption. Skewes assumed the “Riemann Hypothesis”, a conjecture that we shall discuss a little later. For a long time, this



“Skewes number” was known as the largest number to which any “interesting” mathematical meaning could be ascribed. Skewes later gave an upper bound that did not depend on any unproved assumption, though at the cost of making the numerical estimate marginally more monstrous, and several improvements have been made since then:

$$\begin{aligned} \text{Skewes (1955):} & \quad x_1 < 10^{10^{10^{1000}}} \\ \text{Lehman (1966):} & \quad x_1 < 2 \times 10^{1165} \\ \text{te Riele (1987):} & \quad x_1 < 6.658 \times 10^{370} \\ \text{Bays and Hudson (1999):} & \quad x_1 < 1.3982 \times 10^{316} \end{aligned}$$

As we shall discuss later, Bays and Hudson give compelling reasons to believe that  $x_1$  is actually some integer close to  $1.3982 \times 10^{316}$ . This is an extraordinary claim! We can only compute prime counts up to around  $x = 10^{22}$  with our current technology and algorithms, and no significant improvements to this are foreseen. So how can they make such a prediction of the enormous value of  $x_1$ , when this prediction is so far beyond the point where we can ever hope to compute  $\pi(x)$  directly?

We shall explain this later. One thought though: If the first number  $x$  for which  $\pi(x)$  pulls ahead of  $\text{Li}(x)$  is so large then surely the numbers  $x$  for which  $\pi(x) > \text{Li}(x)$  are even scarcer than the corresponding “underdog” numbers in the races we examined earlier!

### Accurately estimating the count of primes.

Up to the middle of the nineteenth century, every approach to estimating  $\pi(x) = \#\{\text{primes} \leq x\}$  was relatively direct, based upon elementary number theory and combinatorial principles, or the theory of quadratic forms. In 1859, however, the great geometer Riemann took up the challenge of counting the primes in a very different way. He wrote only one paper that could be called number theory, but that one short memoir has had an impact lasting nearly a century and a half already, and its ideas helped to define the subject we now call analytic number theory.

Riemann’s memoir described a surprising approach to the problem, an approach using the theory of complex analysis, which was at that time still very much a developing subject<sup>6</sup>. This new approach of Riemann’s seemed to stray far away from the realm in which the original problem lived. However, it had two key features:

- it was a potentially practical way to settle the question once and for all;
- it made predictions that were similar, though not identical, to the Gauss prediction. Indeed, as we shall see, it suggested a secondary term to compensate somewhat for the overcount we saw in the data above.

Riemann’s method is too complicated to describe in its entirety here, but we shall take from it what we need to better understand the prime count  $\pi(x)$ . To begin, we take the key prediction from Riemann’s memoir and restate it in entirely elementary language:

$$\text{lcm}[1, 2, 3, \dots, x] \approx e^x \text{ as } x \rightarrow \infty.$$

---

<sup>6</sup>Indeed, Riemann’s memoir on this number-theoretic problem was a significant factor in the development of the theory of analytic functions, notably their global aspects.

Now, one can easily verify that

$$\left(\prod_{p \leq x} p\right) \times \left(\prod_{p^2 \leq x} p\right) \times \left(\prod_{p^3 \leq x} p\right) \times \cdots = \text{lcm}[1, 2, 3, \dots, x],$$

since the power of any prime  $p$  that divides the integer on either side of the equation is precisely the largest power of  $p$  not exceeding  $x$ . Combining this identity with the preceding approximation and taking natural logarithms of both sides, we obtain

$$\left(\sum_{p \leq x} \ln p\right) + \left(\sum_{p^2 \leq x} \ln p\right) + \left(\sum_{p^3 \leq x} \ln p\right) + \cdots \approx x \text{ as } x \rightarrow \infty.$$

Notice that the primes in the first sum are precisely the primes counted by  $\pi(x)$ , the primes in the second sum are precisely the primes counted by  $\pi(x^{1/2})$ , and so on. A technique called partial summation allows us to “take care of” the  $\ln p$  summand (which is analogous to using integration by parts to take care of a  $\ln x$  factor in an integrand). When partial summation is applied to the above approximation, the result is

$$\pi(x) + \frac{1}{2}\pi(x^{1/2}) + \frac{1}{3}\pi(x^{1/3}) + \cdots \approx \int_2^x \frac{dt}{\ln t} = \text{Li}(x).$$

If we “solve for  $\pi(x)$ ” in an appropriate way, we find the equivalent form

$$\pi(x) \approx \text{Li}(x) - \frac{1}{2}\text{Li}(x^{1/2}) + \dots$$

Hence Riemann’s method yields the same prediction as Gauss’s prediction, and it yields something extra as well—namely, it predicts a secondary term that will hopefully compensate for the overcount that we witnessed in the Gauss prediction. Let’s review the data and see how Riemann’s prediction fares. “Riemann’s overcount” refers to  $\text{Li}(x) - \frac{1}{2}\text{Li}(\sqrt{x}) - \pi(x)$ , while “Gauss’s overcount” refers to  $\text{Li}(x) - \pi(x)$  as before:

$x$	$\#\{\text{primes} \leq x\}$	Gauss’s overcount	Riemann’s overcount
$10^8$	5761455	753	131
$10^9$	50847534	1700	-15
$10^{10}$	455052511	3103	-1711
$10^{11}$	4118054813	11587	-2097
$10^{12}$	37607912018	38262	-1050
$10^{13}$	346065536839	108970	-4944
$10^{14}$	3204941750802	314889	-17569
$10^{15}$	29844570422669	1052618	76456
$10^{16}$	279238341033925	3214631	333527
$10^{17}$	2623557157654233	7956588	-585236
$10^{18}$	24739954287740860	21949554	-3475062
$10^{19}$	234057667276344607	99877774	23937697
$10^{20}$	2220819602560918840	222744643	-4783163
$10^{21}$	21127269486018731928	597394253	-86210244
$10^{22}$	201467286689315906290	1932355207	-126677992

TABLE 6. Primes up to various  $x$ , and Gauss’s and Riemann’s predictions.

Riemann's prediction does seem to be a little better than that of Gauss, although not a lot better. However, the fact that the error in Riemann's prediction takes both positive and negative values suggests that this might be about the best we can do.

Going back to the key prediction from Riemann's memoir, we can calculate some data to test its accuracy:

$x$	Nearest integer to $\ln(\text{lcm}[1, 2, 3, \dots, x])$	<u>difference</u>
100	94	-6
1000	997	-3
10000	10013	13
100000	100052	52
1000000	999587	-413

Riemann's prediction has been made more precise over the years, and it can now be expressed very explicitly as

$$|\ln(\text{lcm}[1, 2, \dots, x]) - x| \leq 2\sqrt{x} \ln^2 x \quad \text{for all } x \geq 100.$$

In fact, this inequality is equivalent<sup>7</sup> to the infamous *Riemann Hypothesis*, perhaps the most prominent open problem in mathematics. The Riemann Hypothesis is an assertion, proposed by Riemann in his memoir and still unproven, about the zeros of a certain function from complex analysis that is intimately connected with the distribution of primes. To try to give some idea of what Riemann did to connect the two seemingly far-removed areas of number theory and complex analysis, we need to talk about writing functions as combinations of "waves".

### Doing the wave.

You have probably wondered what "radio waves" and "sound waves" have to do with waves. Sounds don't usually seem to be very "wavy", but rather are fractured, broken up, stopping and starting and changing abruptly. So what's the connection? The idea is that all sounds can be converted into a sum of waves. For example, let's imagine that our "sound" is simply the gradually ascending line  $y = x - \frac{1}{2}$ , considered on the interval  $0 \leq x \leq 1$ , which is shown in the first graph of Figure 1.

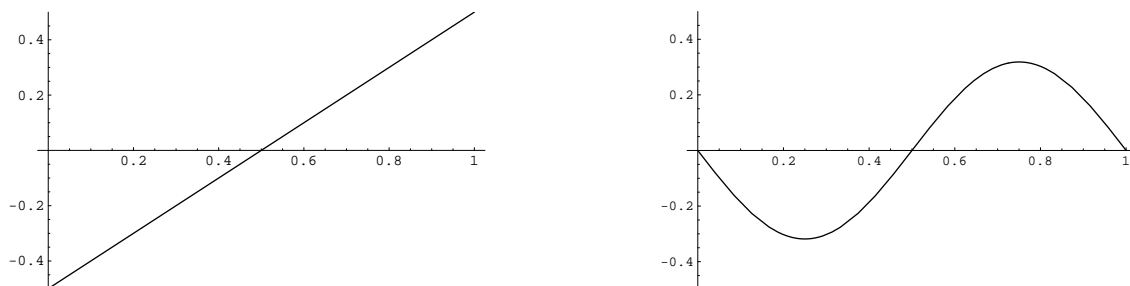


FIGURE 1. The line  $y = x - \frac{1}{2}$  and the wave  $y = -\frac{1}{\pi} \sin 2\pi x$ .

<sup>7</sup>As is  $|\text{Li}(x) - \pi(x)| \leq \sqrt{x} \ln x$  for all  $x \geq 3$ .

If we try to approximate this with a “wave”, we can come pretty close in the middle of the line using the function  $y = -\frac{1}{\pi} \sin 2\pi x$ . However, as we see in the second graph of Figure 1, the approximation is rather poor when  $x < \frac{1}{4}$  or  $x > \frac{3}{4}$ .

How can we improve this approximation? The idea is to “add” a second wave to the first, this second wave going through two complete cycles over the interval  $0 \leq x \leq 1$  rather than only one cycle. This corresponds to hearing the sound of the two waves at the same time, superimposed; mathematically, we literally add the two functions together. As it turns out, adding the function  $y = -\frac{1}{2\pi} \sin 4\pi x$  makes the approximation better for a range of  $x$ -values which is quite a bit larger than the range of good approximation we obtained with one wave, as we see in Figure 2.

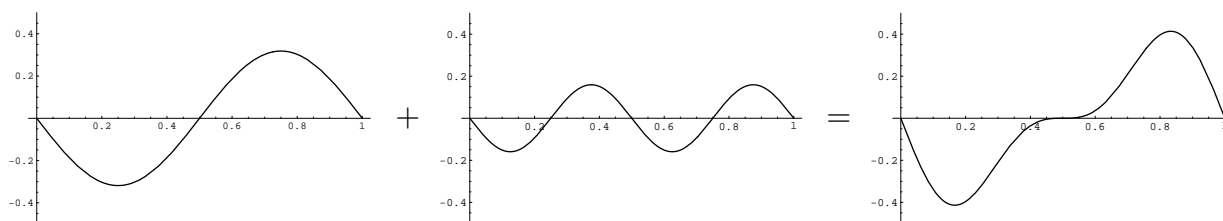


FIGURE 2. Adding the wave  $y = -\frac{1}{2\pi} \sin 4\pi x$  to the wave  $y = -\frac{1}{\pi} \sin 2\pi x$

We can continue on like this, adding more and more waves that go through 3, 4, or 5 complete cycles in the interval and so on, to get increasingly better approximations to the original straight line. The approximation we get by using one hundred superimposed waves is really quite good, except near the endpoints 0 and 1.

If we were to watch these one hundred approximations being built up one additional wave at a time, we would quickly be willing to wager that the more waves we allowed ourselves, the better the resulting approximation would be, perhaps becoming as accurate as could ever be hoped for. As long as we allow a tiny bit of error in the approximation (and shut our eyes to what happens very near the endpoints), we can in fact construct a sufficiently close approximation if we use enough waves. However, to get a “perfect” copy of the original straight-line, we would need to use infinitely many sine waves—more precisely, the ones on the right-hand side of the formula

$$x - \frac{1}{2} = -2 \sum_{n=1,2,3,\dots} \frac{\sin(2\pi n x)}{2\pi n},$$

which can be shown to hold for every  $0 < x < 1$ . (We can read off, in the  $n = 1$  and  $n = 2$  terms of this sum, the two waves that we chose for Figures 1 and 2.) This formula is not of much practical use, since we can’t really transmit infinitely many waves at once—but it’s a gorgeous formula nonetheless!

In general, for any function  $f(x)$  defined on the interval  $0 \leq x \leq 1$  that is not “too irregular”, we can find numbers  $a_n$  and  $b_n$  such that  $f(x)$  can be written as a sum of trigonometric functions, namely

$$f(x) = a_0 + \sum_{n=1,2,3,\dots} (a_n \cos(2\pi n x) + b_n \sin(2\pi n x)).$$

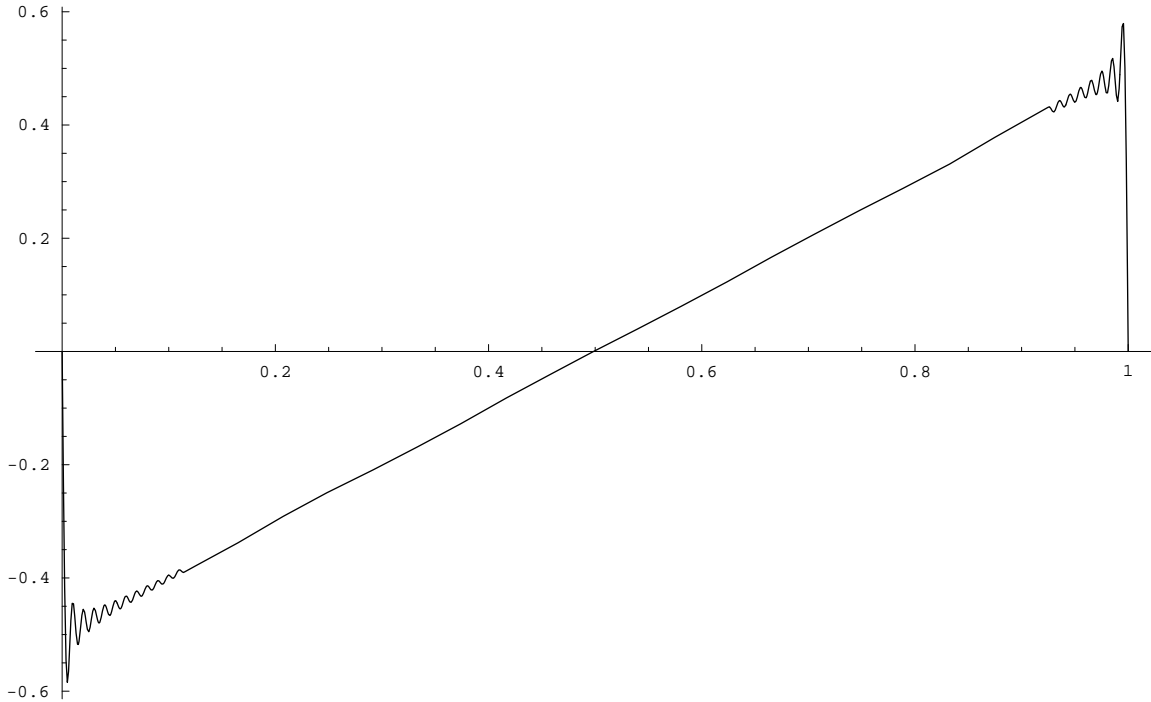


FIGURE 3. The sum of one hundred carefully chosen waves

This formula, together with a way to calculate the coefficients  $a_n$  and  $b_n$ , is one of the key identities from “Fourier analysis”, and it and its many generalizations are the subject of the field of mathematics known as harmonic analysis. In terms of waves, the numbers  $2\pi n$  are the “frequencies” of the various component waves (controlling how fast they go through their cycles), while the coefficients  $a_n$  and  $b_n$  are their “amplitudes” (controlling how far up and down they go).

**Riemann’s revolutionary formula.**

Riemann’s idea can be simply, albeit rather surprisingly, phrased in the following terms:

*Try counting the primes as a sum of waves.*

The precise formula he proposed is a bit too technical for this article, but we can get a good sense of it from the following approximation when  $x$  is large. This formula, while widely believed to be correct, has not yet been proved.

$$(3) \quad \frac{\int_2^x \frac{dt}{\ln t} - \#\{\text{primes} \leq x\}}{\sqrt{x}/\ln x} \approx 1 + 2 \sum_{\substack{\text{all real numbers } \gamma > 0 \\ \text{such that } \frac{1}{2} + i\gamma \\ \text{is a zero of } \zeta(s)}} \frac{\sin(\gamma \ln x)}{\gamma}.$$

The numerator of the left-hand side of this formula is the error term when comparing the Gauss prediction  $\text{Li}(x)$  to the actual count  $\pi(x)$  for the number of primes up to  $x$ . We

saw earlier that the overcounts seemed to be roughly the size of the square root of  $x$ , so the denominator  $\sqrt{x}/\ln x$  appears to be an appropriate thing to divide through by. The right side of the formula bears much in common with our formula for  $x - 1/2$ . It is a sum of sine functions, with the numbers  $\gamma$  employed in two different ways in place of  $2\pi n$ : each  $\gamma$  is used inside the sine (as the “frequency”), and the reciprocal of each  $\gamma$  forms the coefficient of the sine (as the “amplitude”). We even get the same factor of 2 in each formula. However, the numbers  $\gamma$  here are much more subtle than the straightforward numbers  $2\pi n$  in the corresponding formula for  $x - 1/2$ :

The *Riemann zeta-function*  $\zeta(s)$  is defined as

$$\zeta(s) = \frac{1}{1^s} + \frac{1}{2^s} + \frac{1}{3^s} + \dots$$

Here  $s$  is a complex number, which we shall write as  $s = \sigma + it$  when we want to refer to its real and imaginary parts  $\sigma$  and  $t$  separately. If  $s$  were a real number, we know from first-year calculus that the series in the definition of  $\zeta(s)$  converges if and only if  $s > 1$ ; that is, we can sum up the infinite series and obtain a finite, unique value. In a similar way, it can be shown that the series only converges for complex numbers  $s$  such that  $\sigma > 1$ . But what about when  $\sigma \leq 1$ ? How do we get around the fact that the series does not sum up (that is, converge)?

Fortunately, there is a beautiful phenomenon in the theory of functions of a complex variable called “analytic continuation”. It tells us that functions that are originally defined only for certain complex numbers often have a unique “sensible” definition for other complex numbers. In this case, the definition of  $\zeta(s)$  given above only works when  $\sigma > 1$ , but it turns out that “analytic continuation” allows us to define  $\zeta(s)$  for every complex number  $s$  other than  $s = 1$  (see [17] for details).

This description of the process of analytic continuation looks disconcertingly magical. Fortunately, there is a quite explicit way to show how  $\zeta(\sigma + it)$  can be “sensibly” defined for the larger region  $\sigma > 0$ , at least. We start with the expression  $(1 - 2^{1-s})\zeta(s)$  and perform some sleight-of-hand manipulations:

$$\begin{aligned} (1 - 2^{1-s}) \zeta(s) &= \left(1 - \frac{2}{2^s}\right) \zeta(s) = \zeta(s) - \frac{2}{2^s} \zeta(s) \\ &= \sum_{n \geq 1} \frac{1}{n^s} - 2 \sum_{m \geq 1} \frac{1}{(2m)^s} \\ &= \sum_{n \geq 1} \frac{1}{n^s} - 2 \sum_{\substack{n \geq 1 \\ n \text{ even}}} \frac{1}{n^s} = \sum_{\substack{m \geq 1 \\ m \text{ odd}}} \frac{1}{m^s} - \sum_{\substack{n \geq 1 \\ n \text{ even}}} \frac{1}{n^s} \\ &= \left(\frac{1}{1^s} - \frac{1}{2^s}\right) + \left(\frac{1}{3^s} - \frac{1}{4^s}\right) + \left(\frac{1}{5^s} - \frac{1}{6^s}\right) + \dots \end{aligned}$$

Solving for  $\zeta(s)$ , we find that

$$\zeta(s) = \frac{1}{(1 - 2^{1-s})} \left\{ \left(\frac{1}{1^s} - \frac{1}{2^s}\right) + \left(\frac{1}{3^s} - \frac{1}{4^s}\right) + \left(\frac{1}{5^s} - \frac{1}{6^s}\right) + \dots \right\}.$$

All of these manipulations were valid for complex numbers  $s = \sigma + it$  for which  $\sigma > 1$ . However, it turns out that the infinite series in curly brackets actually converges whenever  $\sigma > 0$ . Therefore, we can take this last equation as the new “sensible” definition of the Riemann zeta-function on this larger domain. Note that the special number  $s = 1$  causes the otherwise innocuous factor of  $1/(1 - 2^{1-s})$  to be undefined; the Riemann zeta-function intrinsically has a problem there, one that cannot be swept away with clever re-arrangements of the infinite series.

Riemann’s formula (3) depends on the zeros of the analytic continuation of  $\zeta(s)$ . The easiest zeros to identify are the negative even integers; that is

$$\zeta(-2) = 0, \zeta(-4) = 0, \zeta(-6) = 0, \dots$$

which are called the “trivial zeros” of the zeta-function. It can be shown that any other complex zero  $\sigma + it$  of the zeta function (that is, a number satisfying  $\zeta(\sigma + it) = 0$ ) must satisfy  $0 \leq \sigma \leq 1$ ; these more mysterious zeros of the zeta-function are called the “non-trivial zeros”.

After some calculation Riemann observed that all of the non-trivial zeros of the zeta-function seem to lie on the line  $\text{Re}(s) = 1/2$ . In other words, he stated the remarkable hypothesis:

If  $\sigma + it$  is a complex number with  $0 \leq \sigma \leq 1$  and  $\zeta(\sigma + it) = 0$ , then  $\sigma = \frac{1}{2}$ .

This assertion, which nobody has yet managed to prove, is the famous *Riemann Hypothesis*.

If the Riemann Hypothesis is indeed true, then we can write all the non-trivial zeros of the zeta-function in the form  $\rho = \frac{1}{2} + i\gamma$  (together with their conjugates  $\frac{1}{2} - i\gamma$ , since  $\zeta(1/2 + i\gamma) = 0$  if and only if  $\zeta(1/2 - i\gamma) = 0$ ), where  $\gamma$  is a positive real number. These are the mysterious numbers  $\gamma$  appearing in the formula (3), which holds if and only if the Riemann Hypothesis is true. There is a similar formula if the Riemann Hypothesis is false, but it is rather complicated and technically far less pleasant. The reason is that the coefficients  $1/\gamma$ , which are constants in (3), get replaced by functions of  $x$ . So we want the Riemann Hypothesis to hold because it gives the simpler formula (3), and that formula is a delight. Indeed (3) is similar enough to the formulas for soundwaves for some experts to muse that (3) asserts that “*the primes have music in them*”.

One might ask how we add up the infinite sum in (3)? Simple, add up by order of ascending  $\gamma$  values and it will work out.

Clever people have computed literally billions of zeros of  $\zeta(s)$ , and every single zero that has been computed does indeed sit squarely on the line  $\sigma = 1/2$ . For example, the non-trivial zeros closest to the real axis are  $s = 1/2 + i\gamma_1$  and  $s = 1/2 - i\gamma_1$ , where  $\gamma_1 \approx 14.1347\dots$ . We believe that the positive numbers  $\gamma$  occurring in the non-trivial zeros look more or less like random real numbers, in the sense that none of them are related to one another by simple linear equations with integer coefficients (or even by more complicated polynomial equations with algebraic numbers as coefficients). However, since about all we know how to do is to numerically approximate these non-trivial zeros to a given accuracy, we cannot say much about the precise nature of the numbers  $\gamma$ .

**Prime Race for  $\pi(x)$  versus  $\text{Li}(x)$ .**

So, how do we use this variant on “Fourier analysis” to locate the smallest  $x$  for which

$$\#\{\text{primes} \leq x\} > \int_2^x \frac{dt}{\ln t} ?$$

The idea is to approximate

$$\frac{\text{Li}(x) - \pi(x)}{\sqrt{x}/\ln x} = \frac{\int_2^x \frac{dt}{\ln t} - \#\{\text{primes} \leq x\}}{\sqrt{x}/\ln x}$$

by using the formula (3). Just as we saw when approximating the line  $x - 1/2$ , we expect to obtain a good approximation here simply by summing the formula on the right side of (3) over the first few zeros of  $\zeta(s)$  (that is, the smallest hundred, or thousand, or million values of  $\gamma$  with  $\zeta(1/2 + i\gamma) = 0$ , depending upon the level of accuracy that we want). In other words,

$$\frac{\int_2^x \frac{dt}{\ln t} - \#\{\text{primes} \leq x\}}{\sqrt{x}/\ln x} \approx 1 + 2 \sum_{\substack{\frac{1}{2} + i\gamma \text{ is a zero of } \zeta(s) \\ 0 < \gamma < T}} \frac{\sin(\gamma \ln x)}{\gamma},$$

where we can choose  $T$  to include however many zeros we want. Figure 4 is a graph of the function<sup>8</sup>  $(\text{Li}(x) - \pi(x))/(\frac{1}{2}\text{Li}(\sqrt{x}))$  as  $x$  runs from  $10^4$  to  $10^8$ , together with three graphs of approximations using the first 10, 100, and 1000 values of  $\gamma$  respectively. We see that the approximations get better the more zeros we take.

Extensive computations of this type led Bays and Hudson to conjecture that the first time that  $\pi(x)$  surpasses  $\text{Li}(x)$  is at approximately  $1.3982 \times 10^{316}$ .

**The Mod 4 Race.**

In 1959, Shanks suggested studying the Mod 4 Race by drawing a histogram of the values of

$$(4) \quad \frac{\#\{\text{primes } 4n + 3 \leq x\} - \#\{\text{primes } 4n + 1 \leq x\}}{\sqrt{x}/\ln x}.$$

Figure 5 displays such a histogram for the one thousand sample values  $x = 1000, 2000, 3000, \dots, 10^6$ .

This histogram is suggestive; one might guess that if we incorporate more and more sample values, then the histogram will more and more resemble something like a bell-shaped curve

---

<sup>8</sup>When  $x$  is large,  $\frac{1}{2}\text{Li}(\sqrt{x}) \approx \sqrt{x}/\ln x$ . We have preferred to use the latter expression because it consists of more familiar functions. However, when dealing with “small” values of  $x$  as in these graphs, using the function  $\frac{1}{2}\text{Li}(\sqrt{x})$  lets us more clearly display the similarities we want to show.



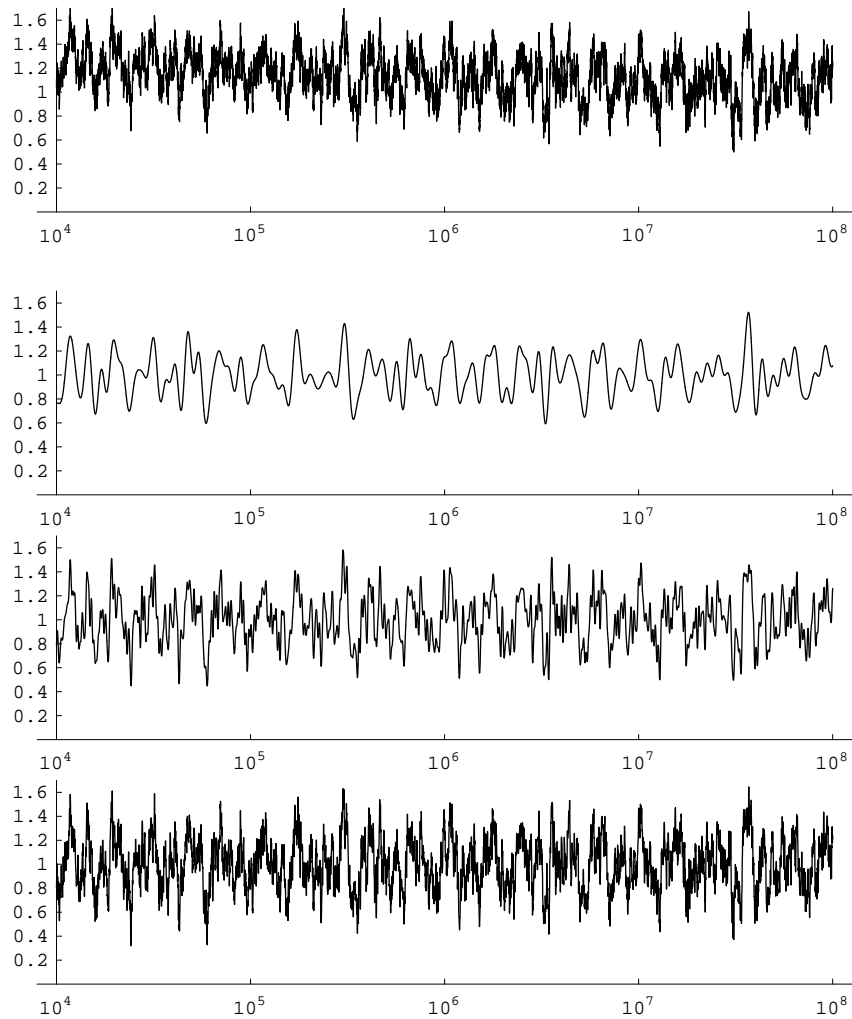


FIGURE 4. A graphs of  $(\text{Li}(x) - \pi(x))/(\frac{1}{2}\text{Li}(\sqrt{x}))$ , followed by approximations using 10, 100, and 1000 zeros of  $\zeta(s)$ .

centered at 1. Littlewood’s result (2) implies that the tail does stretch out horizontally to  $\infty$  as more and more sample values are used, since the ratio in equation (4) will be at least as large as some constant multiple of  $\ln \ln \ln x$  for infinitely many values of  $x$ .<sup>9</sup> The infinite extent of the histogram is certainly not evident from the figure above, but this is not so surprising, since

“ $\ln \ln \ln x$  goes to infinity with great dignity.”

— Dan Shanks, 1959

In (3) we saw how the difference between  $\pi(x)$  and  $\text{Li}(x)$  can be approximated by a sum of waves whose frequencies and amplitudes depend on the zeros of the Riemann zeta-function. To count primes up to  $x$  of the form  $4n + 1$ , or of the form  $4n + 3$ , or

<sup>9</sup>In fact, Littlewood also proved the inequality with the two terms on the left-hand side reversed, so that the histogram stretches out to  $-\infty$  as well.

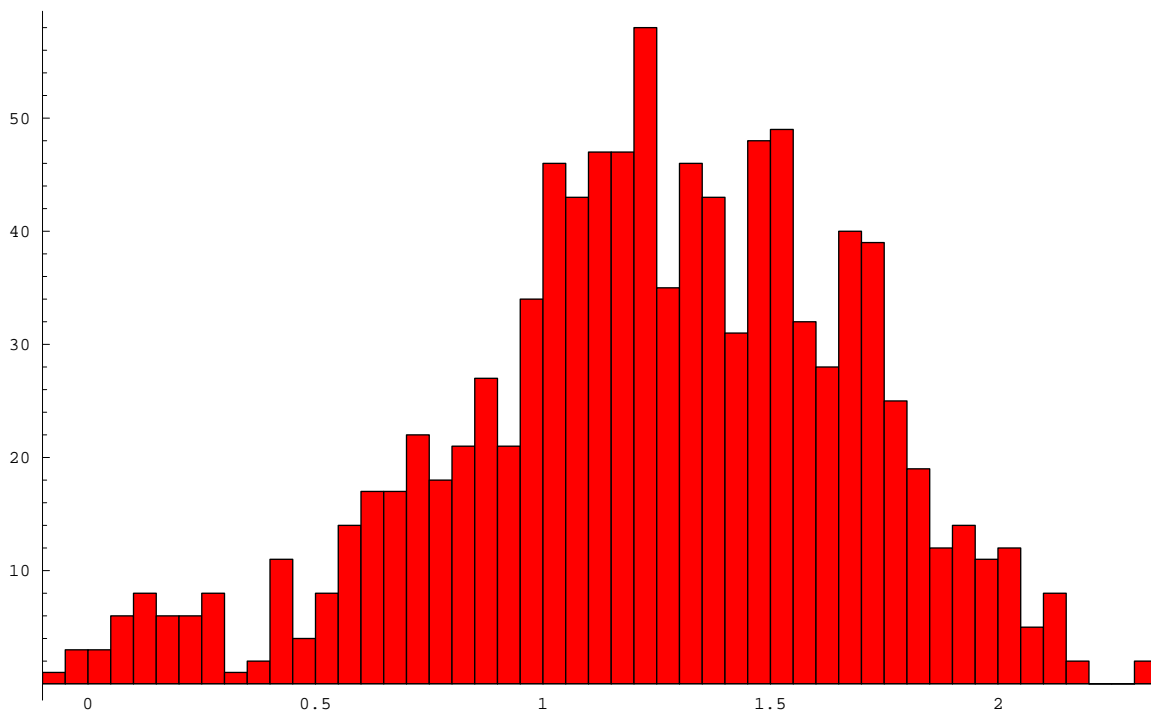


FIGURE 5. A histogram for the values of (4) at  $x = 1000k$ ,  $1 \leq k \leq 1000$

of any form  $qn + a$  with  $\gcd(a, q) = 1$ , there is a formula analogous to (3) that depends on the zeros of *Dirichlet L-functions*, relatives of the Riemann zeta-function, which also have natural though slightly more complicated definitions. For example, the Dirichlet  $L$ -function associated to the race between primes of the form  $4n + 3$  and primes of the form  $4n + 1$  is

$$L(s) = \frac{1}{1^s} - \frac{1}{3^s} + \frac{1}{5^s} - \frac{1}{7^s} + \dots$$

Note that this (and all other Dirichlet  $L$ -functions) converges for any  $s = \sigma + it$  with  $\sigma > 0$ . There is a lovely formula, analogous to (3), for the number of primes of the form  $qn + a$  up to  $x$ . This formula holds if and only if all of the zeros of these Dirichlet  $L$ -functions in the strip  $0 \leq \operatorname{Re}(s) \leq 1$  satisfy  $\operatorname{Re}(s) = 1/2$ . We call this assertion the *Generalized Riemann Hypothesis*. For example, if the Generalized Riemann Hypothesis is true for the function  $L(s)$  just defined, then we get the formula

$$\frac{\#\{\text{primes } 4n + 3 \leq x\} - \#\{\text{primes } 4n + 1 \leq x\}}{\sqrt{x}/\ln x} \approx 1 + 2 \sum_{\substack{\text{Real numbers } \gamma > 0 \\ \text{such that } \frac{1}{2} + i\gamma \\ \text{is a zero of } L(s)}} \frac{\sin(\gamma \ln x)}{\gamma}.$$

Consequently, we can try to study the Mod 4 Race by computing the right-hand side of this formula, truncating to involve only a hundred or a thousand or a million zeros of  $L(s)$ .

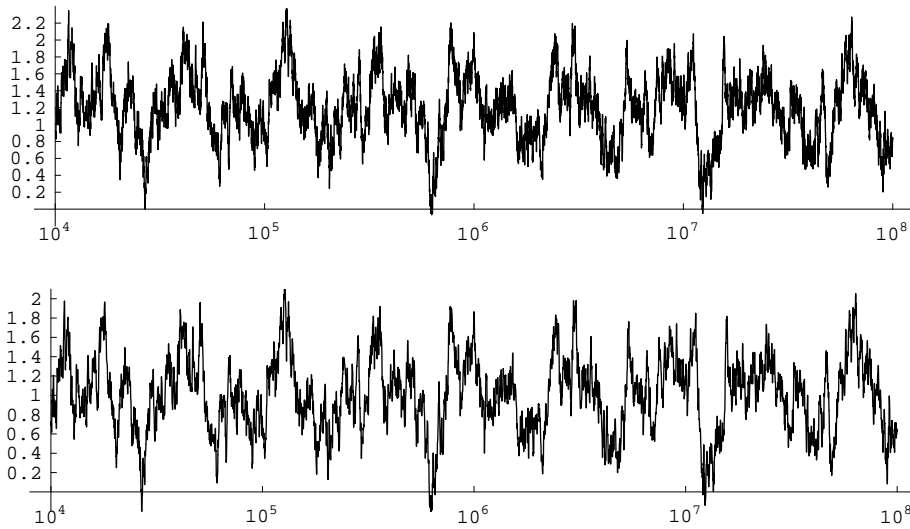


FIGURE 6. A graph of the function in (4), and an approximation using 1000 zeros of  $L(s)$ .

Here is a graph showing how well such an approximation with 1000 zeros agrees with the actual data:

The first three occasions that Team 1 takes the lead are clearly visible in both graphs (above we gave the exact values at which this happens). The convenient thing about the approximation is that the approximation doesn't become hopelessly more difficult to compute as  $x$  becomes large, unlike determining the precise count of primes. In 1999 Bays and Hudson used such approximations to predict further "sign changes" in (4) for  $x$  up to  $10^{1000}$ . The next two that they predicted were

$$\begin{aligned} &\approx 1.4898 \times 10^{12}, \text{ which was found at } 1,488,478,427,089; \\ &\approx 9.3190 \times 10^{12}. \end{aligned}$$

#### WHERE DO THESE BIASES COME FROM?

We have observed several examples of prime number races and of biases that certain arithmetic progressions seem to have over others. Although we have seen that such bias can be calculated through complicated formulae like (3), this explanation is not easily understood, nor does it give us a feeling as to how we might predict, without enormous calculation, which of two progressions typically dominates the other. Let's summarize the prime races we have seen so far and look for a pattern, hoping that we can find some short cut to making such predictions. We have seen that there seem to be, at least most of the time,

More primes of the form  $4n + 3$  than of the form  $4n + 1$ ;

More primes of the form  $3n + 2$  than of the form  $3n + 1$ ;

More primes of the form  $10n + 3$  and  $10n + 7$  than of the form  $10n + 1$  and  $10n + 9$ .

Do you see a pattern? There's probably not enough data here to make a good guess. But let's check out one more four-way prime number race, this one with the forms  $8n + 1$ ,  $8n + 3$ ,  $8n + 5$ ,  $8n + 7$  as the contestants:

$x$	$8n + 1$	$8n + 3$	$8n + 5$	$8n + 7$
1K	37	44	43	43
2K	68	77	79	78
5K	161	168	168	171
10K	295	311	314	308
20K	556	571	569	565
50K	1,257	1,295	1,292	1,288
100K	2,384	2,409	2,399	2,399
200K	4,466	4,495	4,511	4,511
500K	10,334	10,418	10,397	10,388
1 million	19,552	19,653	19,623	19,669

TABLE 7. The number of primes of the form  $8n + j$  for  $j = 1, 3, 5$  and  $7$  up to various  $x$ .

This is a strange race, since the only clear pattern that emerges is that there seem to be

More primes of the form  $8n + 3$ ,  $8n + 5$ , and  $8n + 7$  than of the form  $8n + 1$ .

(In fact, this is true for all  $x$  between 23 and  $10^6$ .) But this “strangeness” should help students of number theory guess at a pattern, because such students know that all odd squares<sup>10</sup> are of the form  $8n + 1$ .

During our discussion about  $\text{lcm}[1, 2, \dots, n]$  and its connection with the prime number counting function  $\pi(x)$ , we saw that Riemann's prediction  $\pi(x) + \frac{1}{2} \#\{\text{primes } p \text{ with } p^2 \leq x\}$  is what is best approximated by  $\int_2^x \frac{dt}{\ln t}$ , and so it is the squares of primes that “account” for the bias that  $\text{Li}(x)$  has over  $\pi(x)$  for most of the time.

These pieces of evidence<sup>11</sup> point to the squares of primes playing an important role in such biases. Let's check out the arithmetic progressions that the squares of primes belong to for the moduli above.

For any prime  $p$  not dividing 4, we have  $p^2$  of the form  $4n + 1$ ;

For any prime  $p$  not dividing 3, we have  $p^2$  of the form  $3n + 1$ ;

For any prime  $p$  not dividing 10, we have  $p^2$  of the form  $10n + 1$  or 9;

For any prime  $p$  not dividing 8, we have  $p^2$  of the form  $8n + 1$ .

Exactly right every time! It does seem that “typically”  $qn + a$  has fewer primes than  $qn + b$  if  $a$  is a square modulo  $q$  while  $b$  is not.

<sup>10</sup>Note that  $(2m - 1)^2 = 8\binom{m}{2} + 1 \equiv 1 \pmod{8}$  for all odd integers  $2m - 1$ .

<sup>11</sup>admittedly somewhat circumstantial evidence

### What is the phenomenon that we are actually observing?

We have been observing some phenomena where there is a “typical” bias in favour of one arithmetic progression over another, that is, one “usual” leader in the prime number race. So far, though, we have not exhibited a precise description of this bias nor defined a number that measures how strong the bias is. In an earlier section, we stated Knapowski and Turán’s 1962 conjecture: if we pick a very large number  $x$  “at random”, then “almost certainly” there will be more primes  $4n + 3 \leq x$  than  $4n + 1 \leq x$ . (Obviously, such a conjecture can be generalized to the other prime races we considered). However, the supporting evidence from our data was not entirely convincing. Indeed, by studying the explicit formula (3), Kaczorowski (1993) and Sarnak (1994), independently, showed that the Knapowski–Turán conjecture is false! In fact, the quantity

$$\frac{1}{X} \#\{x \leq X: \text{there are more primes of the form } 4n + 3 \text{ up to } x \text{ than of the form } 4n + 1\}$$

does not tend to any limit as  $X \rightarrow \infty$ , but instead fluctuates. This is not a very satisfying state of affairs, though it is feasible that we can’t really say anything more: it could be that the phenomena we have observed are only true for “small numbers”,<sup>12</sup> and that the race looks truly “unbiased” when we go out far enough.

However, this turns out to not be the case. In 1994, Rubinstein and Sarnak made an inspired observation. After determining that one progression does not dominate the other for any fixed percentage of the time, so that that precise line of thinking seemed closed, Rubinstein and Sarnak said to themselves that perhaps the *obvious* way to count prime number races is not necessarily the *correct* way to count prime number races, at least in this context. They observed that if you count things a little differently (in technical terms, “if you use a different measure”), then you get a much more satisfactory answer. Moreover, you get a whole panorama of results that explain all the observed phenomena in a way that feels very natural.

Sometimes in mathematics it is the simplest remark that is the key to unlocking a mystery, not the hard technical slog, and that was certainly the case for this question. The key idea of Rubinstein and Sarnak is to not count 1 for each integer  $x \leq X$  for which there are more primes of the form  $4n + 3$  up to  $x$  than of the form  $4n + 1$ , but rather to count  $1/x$ . Of course, the total sum  $\sum_{x \leq X} 1/x$  is not  $X$ , but rather approximately  $\ln X$ , so we need to scale with this instead. However, when we do so, we obtain a remarkable result:

**Rubinstein and Sarnak (1994):**

$$\frac{1}{\ln X} \sum_{x \leq X} \frac{1}{x} \longrightarrow .9959 \dots \text{ as } X \rightarrow \infty.$$

There are more primes  $4n+3$   
than  $4n+1$  up to  $x$

In other words, with the appropriate method of measuring, Tchébychev was correct 99.59% of the time!

---

<sup>12</sup>“small” on an appropriate scale!

Moreover their idea can be applied to all of the other prime number races that we have been discussing. For example, in the Mod 3 Race, we have

$$\frac{1}{\ln X} \sum_{\substack{x \leq X \\ \text{There are more primes } 3n+2 \\ \text{than } 3n+1 \text{ up to } x}} \frac{1}{x} \longrightarrow .9990\dots \text{ as } X \rightarrow \infty,$$

so that Team 1 only has about one chance in a thousand of being ahead of Team 3 at any given time, when we measure “being ahead” this way.

And what about the race between  $\pi(x)$  and  $\text{Li}(x)$ ? Remember that we don’t expect to find a counterexample until we get out to the huge value  $x \approx 1.3982 \times 10^{316}$ . In this case, Rubinstein and Sarnak showed that

$$\frac{1}{\ln X} \sum_{\substack{x \leq X \\ \pi(x) < \text{Li}(x)}} \frac{1}{x} \longrightarrow .99999973\dots \text{ as } X \rightarrow \infty.$$

That is, with the appropriate method of measuring,  $\pi(x) < \text{Li}(x)$  about 99.999973% of the time! No wonder that the first point at which  $\pi(x) > \text{Li}(x)$  is so far out.

This successful way of measuring things is called the *logarithmic measure* (because of the “normalizing factor”  $\ln X$ ). It appears in many contexts in mathematics, and was even used in a related context by Wintner in 1941, but never quite in such an appealing and transparent way as by Rubinstein and Sarnak.

Their wonderful results are proved under highly plausible assumptions. They assume first that the Generalized Riemann Hypothesis holds (in other words, marvellous formulae analogous to (3) can be used to count primes of the form  $qn + a$  up to  $x$ ), and second that the  $\gamma$ ’s that arise in these formulae—the imaginary parts of the zeros of the associated Dirichlet  $L$ -functions—are actually linearly independent over the rational numbers. It would be shocking if either of these assumptions is false, but it does seem unlikely that either one will be proved in the near future.

### How do you prove such results?

The proofs of the results mentioned above, and those discussed in the next sections, are too technical to describe in full detail here. However, they do all depend on careful examination of the formula (3) and its analogues for the Mod  $q$  Races. The assumption of the Generalized Riemann Hypothesis ensures, in all the cases under consideration, that a formula of the type (3) exists in the first place. To analyze its value, we need to consider the sum on the right side of (3) and, in particular, the values of the various terms and how they interact: Each term  $-2 \sin(\gamma \ln x)/\gamma$  is a sine-wave which undulates regularly<sup>13</sup> between  $-2/\gamma$  and  $2/\gamma$ . As we have seen, when studying how such waves can combine to give approximations to a straight line, if the various values of  $\gamma$  can be chosen so that

---

<sup>13</sup>“Regularly”, that is, if we consider  $\ln x$  to be the variable rather than  $x$ . In fact, this is really the reason that the “logarithmic measure” is most appropriate for our prime number counts.

somehow the individual undulations can be synchronized, then the sum can accumulate into surprising shapes. This leads to the second assumption: If we assume that the waves cannot combine in some extraordinary way, then the sum should remain small and unsurprising. In other words, we would expect that a fair portion of the terms would be positive and a fair portion will be negative, so that there will be significant cancellation. This is what is achieved by assuming that the  $\gamma$ 's are linearly independent over the rational numbers. Under this second assumption, the values of the  $\sin(\gamma \ln x)$  terms cannot be well synchronized for very many values of  $x$ , and so we are able to prove results. In fact, we find that the smallest few  $\gamma$ 's have the largest influence on the value of the sum (which is not surprising, since the term corresponding to  $\gamma$  has a factor of  $\gamma$  in the denominator).

Calculating precise numerical values for how often one prime number count is ahead of another is even more delicate. It is no longer enough to argue that the sum is “large” or “small”; we need to know exactly how often the sum in (3) is greater than  $-\frac{1}{2}$  or less than  $-\frac{1}{2}$ , since that value is where the right-hand side switches between positive and negative. As it turns out, it is possible to calculate exactly how often this occurs if we use (traditional) Fourier analysis: We rewrite the sum of the waves in (3) in which the frequencies depend on the zeros of the Riemann zeta-function, as a sum of “Fourier waves” where the frequencies depend on the numbers  $2\pi n$ . Although this is too cumbersome to give in a closed form, one can, with clever computational techniques, approximate its numerical value with great accuracy.

### Squares and nonsquares: Littlewood’s method.

On several occasions above we encountered consequences of Littlewood’s 1914 paper<sup>14</sup>. The method is robust enough to prove some fairly general results but not typically about one progression racing another<sup>15</sup>. Indeed, for any odd prime  $q$ , let Team S be the set of primes that are congruent to a square mod  $q$ , and Team N be the rest of the primes. Using Littlewood’s method one can show that each such team takes the lead infinitely often<sup>16</sup>, and the lead up to  $x$  can be as large as  $c\sqrt{x} \ln \ln \ln x / \ln x$  for some constant  $c > 0$  that depends only on  $q$ . One example of this is in the  $q = 5$  race where  $S$  contains the primes with last digits 1 and 9 (as well as 5), so this is the Mod 10 Race again—recall that we observed in the limited data above that Team N typically held the lead.

There are other races that can be analyzed by Littlewood’s method, always involving partitioning the primes into two seemingly equal classes. In fact there is at least one such race for every modulus  $q$ , and often more than one. When  $q$  is not a prime, however, the descriptions of the appropriate classes become more complicated.

### More results from Rubinstein and Sarnak (1994).

In a prime number race between two arithmetic progressions modulo  $q$ , when do we see a bias and when not? Is each arithmetic progression “in the lead” exactly 50% of the time (in the logarithmic measure) or not? More importantly perhaps, can we decide this before

---

<sup>14</sup>Which actually only dealt with the  $\pi(x)$  vs.  $\text{Li}(x)$  race.

<sup>15</sup>Though that was all we saw in the cases above where  $q$  is small.

<sup>16</sup>In other words, there are arbitrarily large  $x$  and  $y$ , such that there are more primes in  $S$  than in  $N$  up to  $x$ ; and there are more primes in  $N$  than in  $S$  up to  $y$ .

doing a difficult calculation? Above we saw that there seem to “usually” be more primes up to  $x$  of the form  $qn + b$  than of the form  $qn + a$  if  $a$  is a square modulo  $q$  and  $b$  is not. Indeed, under the two assumptions mentioned above, Rubinstein and Sarnak proved that this is true: the logarithmic measure of the set of  $x$  for which there are more primes of the form  $qn + b$  up to  $x$  than of the form  $qn + a$  is strictly greater than  $\frac{1}{2}$ , although always less than 1. In other words, any nonsquare is ahead of any square more than half the time though not 100% of the time.

We can ask the same question when  $a$  and  $b$  are either both squares modulo  $q$  or both nonsquares modulo  $q$ . In this case, under the same assumptions, Rubinstein and Sarnak proved that  $\#\{\text{primes } qn + a \leq x\} > \#\{\text{primes } qn + b \leq x\}$  exactly half the time. In fact they prove rather more than this. To describe their result, we need to define certain error terms related to these prime number counts and describe what we mean by their “limiting distributions”. As we noted above, the values of the prime counting function  $\#\{\text{primes } qn + a \leq x\}$  are all roughly equal as we vary over the integers  $a$  up to  $q$  that have no factor in common with  $q$ . In fact, we saw that the ratio of any two of them tended to 1 as  $x \rightarrow \infty$ . This implies that

$$\frac{\#\{\text{primes } qn + a \leq x\}}{\pi(x)/\phi(q)} \rightarrow 1 \quad \text{as } x \rightarrow \infty,$$

where  $\pi(x) = \#\{\text{primes } \leq x\}$  as before and  $\phi(q)$  is the number of positive integers  $a$  up to  $q$  for which  $\gcd(a, q) = 1$ . We have seen that it is natural to look at the difference in these quantities divided by  $\sqrt{x}/\ln x$ , so let us define

$$\text{Error}(x; q, a) = \frac{\#\{\text{primes } qn + a \leq x\} - \pi(x)/\phi(q)}{\sqrt{x}/\ln x}.$$

Rubinstein and Sarnak suggested that to properly study prime races between arithmetic progressions  $a \pmod{q}$  and  $b \pmod{q}$ , one should look at the distribution of values of the ordered pair

$$(\text{Error}(x; q, a), \text{Error}(x; q, b))$$

as  $x$  varies, this distribution again being defined with respect to the logarithmic measure. More concretely, given real numbers  $\alpha < \beta$  and  $\alpha' < \beta'$ , one might ask how often  $\alpha \leq \text{Error}(x; q, a) \leq \beta$  and  $\alpha' \leq \text{Error}(x; q, b) \leq \beta'$ . This frequency is defined by the limit of integrals

$$\lim_{Y \rightarrow \infty} \frac{1}{\ln Y} \int_{\substack{0 \leq y \leq Y, \\ \text{Error}(y; q, a) \in [\alpha, \beta] \\ \text{and } \text{Error}(y; q, b) \in [\alpha', \beta']}} \frac{1}{y} dy$$

(a limit that they prove exists). Rubinstein and Sarnak proved that if  $a$  and  $b$  are both squares or both nonsquares modulo  $q$ , then this distribution is symmetric, that is,

$$\alpha \leq \text{Error}(x; q, a) \leq \beta \quad \text{and} \quad \alpha' \leq \text{Error}(x; q, b) \leq \beta'$$

as often as

$$\alpha' \leq \text{Error}(x; q, a) \leq \beta' \quad \text{and} \quad \alpha \leq \text{Error}(x; q, b) \leq \beta.$$



In other words, there is no sign of any bias, of any form, at all: the arithmetic progressions  $a \pmod{q}$  and  $b \pmod{q}$  are interchangeable in the limit.

This was all studied in much more generality. For example, one can ask about the twenty-four possible orderings of the four prime number counts

$$\#\{\text{primes } 8n+1 \leq x\}, \#\{\text{primes } 8n+3 \leq x\}, \#\{\text{primes } 8n+5 \leq x\}, \#\{\text{primes } 8n+7 \leq x\}.$$

Rubinstein and Sarnak showed that each ordering occurs for infinitely many values of  $x$ ; in fact, each ordering occurs a positive proportion of the time (in the logarithmic measure). This can be generalized to all moduli  $q$  and to as many distinct arithmetic progressions  $a_1, \dots, a_r \pmod{q}$  as we like. That is, one can study the distribution of

$$(\text{Error}(x; q, a_1), \text{Error}(x; q, a_2), \dots, \text{Error}(x; q, a_r)).$$

Assuming only the Generalized Riemann Hypothesis, they prove that the distribution function<sup>17</sup> for this vector of error terms exists. Assuming also the linear independence of the  $\gamma$ 's over the rational numbers, they prove that for any distinct  $a_1, \dots, a_r \pmod{q}$ , none of which have any factors in common with  $q$ , the ordering

$$\#\{\text{primes } qn + a_1 \leq x\} < \#\{\text{primes } qn + a_2 \leq x\} < \dots < \#\{\text{primes } qn + a_r \leq x\}$$

occurs for a positive proportion (under the logarithmic measure) of values  $x$ . They also proved that, for any fixed  $r$ , these proportions get increasingly close to  $1/r!$  as  $q$  gets larger. It seems extremely unlikely that this proportion is usually exactly  $1/r!$ , but we cannot prove that it is or isn't except in the following special situation.

Above we saw that the distribution function is symmetric when we have a two-progression race and the progressions are either both squares or both nonsquares modulo  $q$ . Surprisingly, Rubinstein and Sarnak showed that there is only one other situation in which the distribution function is symmetric no matter how we swap the variables with one another, namely the race between three arithmetic progressions of the form

$$a \pmod{q}, a\omega \pmod{q}, \text{ and } a\omega^2 \pmod{q}$$

where  $\omega^3 \equiv 1 \pmod{q}$  but  $\omega \not\equiv 1 \pmod{q}$ .

However, Rubinstein and Sarnak's result that the distribution function is not usually symmetric still leaves open the possibility that each ordering in a race occurs with the same frequency<sup>18</sup>.

Earlier we saw Shanks' histogram of values of  $\text{Error}(x; 4, 3) - \text{Error}(x; 4, 1)$  for various values of  $x$ , and guessed that "the histogram will more and more resemble something like a bell-shaped curve centered at 1" as we take more data points. One perhaps surprising consequence of the work of Rubinstein and Sarnak is that this most obvious guess is not the correct one: Although there is a distribution function, it will not be as simple and elegant as the classical "normal distribution" bell curve.

<sup>17</sup>Defined by a certain limit of integrals, analogous to the limit a few lines earlier.

<sup>18</sup>Since (for example) a function can be positive half the time without being symmetric.

## WHAT RESEARCH IS HAPPENING RIGHT NOW?

After Littlewood’s great (and, at the time, quite surprising) results in 1914, there was a lull in research in “comparative prime number theory” until the fifties and sixties. At that time, Littlewood’s ideas were extended in several theoretical directions that were arguably suggested directly by Littlewood’s work, and by substantial calculations of Shanks, Hudson, and others. By the nineties, it appeared that most of what could be done in this subject had been done (and that much would never be done), although Kaczorowski was still proving some new results at this time.

In 1993, Giuliana Davidoff taught a senior-level undergraduate course at Mount Holyoke College in analytic number theory. Finding so many interested students, Professor Davidoff decided that she could run a fun “*Research Experience for Undergraduates*” (REU) that summer investigating prime number races<sup>19</sup>. Along with students Caroline Osowski, Jennifer vanden Eynden, Yi Wang, and Nancy Wrinkle, she did some important calculations and proved several results that will be given in the first appendix to this article.

By chance, Davidoff met Sarnak on summer vacation. She described her REU project and how they were developing the computational approach of Stark to such problems. Sarnak writes<sup>20</sup>: “I was not familiar with this Chebyshev bias feature and became fascinated. In particular I was . . . very interested to put a definite number as to the probability of  $\pi(x)$  beating  $\text{Li}(x)$ .”

Sarnak continues: “When I got back to Princeton I chatted with Fernando<sup>21</sup> about this . . . and began to work on this . . . It was clear that many zeroes would have to be computed”. Sarnak had previously discussed other questions on the distribution of prime numbers with a bright undergraduate, Mike Rubinstein. “Mike, who was looking for a senior thesis topic, got very involved in this and after a while he and I worked on the problem as collaborators and this led to our paper.” This was quite an extraordinary senior thesis, as it became one of the most influential papers in recent analytic number theory. Subsequently Rubinstein went on to his Ph.D.<sup>22</sup> and has become one of the world’s leading researchers in the computation of different types and aspects of zeta-functions.

Soon thereafter, the second author read Rubinstein and Sarnak’s paper and became interested in determining the “probabilities” for some of the three-way prime number races that Rubinstein and Sarnak’s work did not address—for example, the race between the three contestants

$$\#\{\text{primes } 8n + 3 \leq x\}, \#\{\text{primes } 8n + 5 \leq x\} \text{ and } \#\{\text{primes } 8n + 7 \leq x\};$$

note that none of these arithmetic progressions contain any squares.

With colleague Andrey Feuerverger at the University of Toronto<sup>23</sup>, he created a technique to determine the frequencies of the various orderings of contestants in a prime number

<sup>19</sup>Under the more formal title “*Topics in comparative number theory*”.

<sup>20</sup>In an email to the first-named author.

<sup>21</sup>Fernando Rodriguez-Villegas, now of the University of Texas at Austin, but then a Princeton postdoctoral fellow who had lots of computational experience.

<sup>22</sup>Michael Rubinstein is now an assistant professor at the University of Waterloo.

<sup>23</sup>Where he was a postdoctoral fellow at the time before moving to the University of British Columbia.

race with more than two contestants. Unexpectedly they found that the six orderings of the three contestants in the race above do not necessarily each happen one sixth of the time. In fact

$$\#\{\text{primes } 8n + 3 \leq x\} > \#\{\text{primes } 8n + 5 \leq x\} > \#\{\text{primes } 8n + 7 \leq x\}$$

holds for approximately 19.2801% of integers  $x$  (in the logarithmic measure), while

$$\#\{\text{primes } 8n + 5 \leq x\} > \#\{\text{primes } 8n + 3 \leq x\} > \#\{\text{primes } 8n + 7 \leq x\}$$

holds for approximately 14.0772% of integers  $x$  (under appropriate assumptions).

This is strange, for in the race between primes of the form  $8n + 3$  and primes of the form  $8n + 5$  both contestants are in the lead half the time, yet if we *only* look at values of  $x$  for which both of these prime number counts are ahead of the count for primes of the form  $8n + 7$ , then the  $8n + 3$  primes are more likely to be ahead!

### More esoteric races.

There are results known that give asymptotics for the number of primes having certain properties. For example, when is 2 a cube modulo the prime  $p$ ? It is easy to see that this is the case for all primes of the form  $3n + 2$ , and so we focus on the other primes. It is known that 2 is a cube for one-third of the primes of the form  $3n + 1$ , asymptotically. So we ask whether, typically, slightly more or slightly less than one-third of the primes  $p = 3n + 1$  have the property that 2 is a cube modulo  $p$ .

In his recent doctoral thesis at the University of British Columbia, Nathan Ng<sup>24</sup> noted that this question can be answered using similar techniques to Rubinstein and Sarnak, since the count of these primes depends in an analogous way on the zeros of yet another type of  $L$ -function. Indeed Ng observed that such results can be generalized to many cases in which we know the asymptotics for a set of primes that can be described by Galois theory<sup>25</sup>.

Ng gave the following nice example of his work. Power series like

$$q \prod_{n=1}^{\infty} (1 - q^n)(1 - q^{23n}) = \sum_{n=1}^{\infty} a_n q^n$$

appear frequently in arithmetic geometry; this is an example of a *modular form*, and has all sorts of seemingly miraculous properties (see Serre's book [Se]). One such miracle is that for every prime  $p$ , the value of  $a_p$  is 2, 0, or  $-1$  and that the proportions of each are around  $1/6$ ,  $1/2$  and  $1/3$ , respectively. Under the appropriate assumptions Ng showed, in the logarithmic measure, that

$$\begin{aligned} 2\#\{p \leq x, a_p = 0\} &> 6\#\{p \leq x, a_p = 2\} \text{ for } \approx 98.30\% \text{ of the values of } x, \\ 2\#\{p \leq x, a_p = 0\} &> 3\#\{p \leq x, a_p = -1\} \text{ for } \approx 72.46\% \text{ of the values of } x, \text{ and} \\ 3\#\{p \leq x, a_p = -1\} &> 6\#\{p \leq x, a_p = 2\} \text{ for } \approx 95.70\% \text{ of the values of } x. \end{aligned}$$

<sup>24</sup>Nathan Ng is now an assistant professor at the University of Ottawa.

<sup>25</sup>The  $L$ -functions in question are Artin  $L$ -functions, and the asymptotics for conjugacy classes under the appropriate Frobenius maps are obtained by Chebotarev's density theorem. Analogous results are proved under the assumption of holomorphy for these  $L$ -functions as well as the Riemann Hypothesis and linear independence over the rationals of the zeros of these  $L$ -functions.

### Prime pairs.

The first author’s involvement in this topic came from an invitation to speak at an MAA meeting in Montgomery, Alabama in 2001, which gave him an excuse to read up on this fascinating subject. A subsequent discussion with students led to the idea of creating a 2001-2002 VIGRE<sup>26</sup> research group at the University of Georgia to investigate analogous questions about twin prime races:

For any even number  $d$ , we believe that there are infinitely many integers  $n$  for which both  $n$  and  $n + d$  are prime. When  $d = 2$ , this is the famous *Twin Prime Conjecture*. At present, we cannot prove that there are infinitely many “prime pairs”  $n, n + d$  for any value of  $d$ , whatsoever. Nonetheless, we can predict how many there should be up to  $x$ . Indeed, we believe that

$$\frac{\#\{\text{prime pairs } n, n + 2^j \leq x\}}{\#\{\text{prime pairs } n, n + 2^k \leq x\}} \rightarrow 1 \quad \text{as } x \rightarrow \infty$$

for any positive integers  $j$  and  $k$ . Comparing the first four powers of 2, we obtain the following data:

$n \leq x$	$n, n + 2$	$n, n + 4$	$n, n + 8$	$n, n + 16$
100	8	9	9	9
200	15	14	14	13
500	24	27	24	24
1000	35	41	38	39
2000	61	65	63	60
5000	143	141	141	135
10000	205	203	208	200
20K	342	344	353	331
50K	705	693	722	707
100K	1224	1216	1260	1233
200K	2160	2136	2194	2138
500K	4565	4559	4641	4631
1 million	8169	8144	8242	8210

TABLE 8. The number of prime pairs  $n, n + 2^k$  up to  $x$ , for  $k = 1, 2, 3, 4$  and various values of  $x$ .

It appears from this initial data that there is a bias in favor of prime pairs  $n, n + 8$ , at least once  $x$  is ten thousand or more. However, there is no explicit formula like (3) known that would lead to a fruitful attack on this question. In the second appendix to this paper, we present the work of a team of students at the University of Georgia that sought further data and tried to make predictions.

There are several other natural questions pertaining to prime number races that have been the subject of research over the last few years.

---

<sup>26</sup>The latest acronym to come out of Washington, a new type of grant which encourages “Vertical Integration” of research, from bright undergraduates through senior faculty.

### It can take a long time to take the lead.

Although Team 1 does occasionally get ahead in the Mod 4 Race, it takes quite a while for this to happen. Indeed  $x$  is larger than 25,000 the first time Team 1 takes the lead and then only momentarily; the first time Team 1 sustains the lead over a longer interval  $x$  is larger than half a million. Similarly, in the Mod 3 Race,  $x$  is larger than half a trillion before Team 1 takes the lead. In the  $\pi(x)$  versus  $\text{Li}(x)$  race, we still do not know exactly when  $\pi(x)$  first takes the lead though the answer is definitely gigantic.

Another situation is where one Team is ganged up on by the other Teams. For instance we saw that primes of the form  $8n + 1$  lag far behind primes of the forms  $8n + 3$ ,  $8n + 5$  or  $8n + 7$  (because all the odd squares, including squares of primes, are of the form  $8n + 1$ , a heavy burden on Team 1). In fact, the first time that Team 1 even gets out of last place is beyond half a billion:  $x = 588,067,889$  is the first time that there are more primes of the form  $8n + 1$  up to  $x$  than there are primes of the form  $8n + 5$ ; then  $x \approx 1.9282 \times 10^{14}$  is the first time that there are more primes of the form  $8n + 1$  up to  $x$  than there are primes of the form  $8n + 7$ . Kaczorowski and, independently, Rubinstein and Sarnak showed that Team 1 runs in first place in this four-way race for a positive proportion of values of  $x$ ; however, the first time this occurs is beyond  $10^{28}$ .

So why does it take so long for some competitors to get their turn in the lead? To understand this we need to examine the most “important” terms in formulas like (3), namely the “1” term and the first few summands, those for which  $\gamma$  is small. Looking closely at the formula (3), these first few summands, which correspond to the nontrivial zeros of the Riemann zeta function that are closest to the real axis, have  $\gamma$  approximately equal to 14.13, then 21.02, 25.01, 30.42, . . . . In particular, these summands are all  $< 1/7$  in absolute value, which is small relative to the “1” term. Even if we could find a value of  $x$  for which many of the initial terms  $\sin(\gamma \ln x)$  are close to  $-1$ , it would take at least the first twenty-one terms of the sum to be negative enough to compensate for the initial “1” term. Thus these values of  $x$  must be special in that many of the  $\sin(\gamma \ln x)$  terms must be close to  $-1$  simultaneously.

If we look at the Mod  $q$  Race as  $q$  gets larger, it turns out that the relevant numbers  $\gamma$  become smaller (that is, the zeros of the appropriate Dirichlet  $L$ -functions lie closer to the real axis), and therefore changes in the lead happen sooner and more frequently.

However, tiny values of  $\gamma$  come with their own problems. For example, when  $q = 163$  the relevant sum has an especially small  $\gamma$ , namely  $\gamma \approx 0.2029$ . So this one summand has a large impact on the final answer since the denominator is so small. The first time  $\sin(\gamma \ln x)$  is close to  $-1$  is when  $\gamma \ln x$  is close to  $3\pi/2$ ; which corresponds to a value of  $x$  around 12 billion! And if that  $x$  doesn’t work out because of the other terms then the next such value is when  $\gamma \ln x$  is close to  $7\pi/2$ , which corresponds to  $x \approx 3.43 \times 10^{23}$ . No wonder it can take a while to see the predicted effects!

### Sharing the lead.

In a race between two contestants who keep taking the lead from one another, there will be plenty of moments when the two contestants are tied: Since there are arbitrarily large values of  $x$  for which  $\#\{\text{primes } qn + a \leq x\} > \#\{\text{primes } qn + b \leq x\}$ , and also arbitrarily large values for which  $\#\{\text{primes } qn + a \leq x\} < \#\{\text{primes } qn + b \leq x\}$ , and since these

counting functions take only integer values, there must be infinitely many integers  $x$  for which  $\#\{\text{primes } qn + a \leq x\} = \#\{\text{primes } qn + b \leq x\}$ .

What about races with three or more contestants? Even if each of the contestants leads at some point, there seems to be no particular reason for all three of them to be tied at any point. So we ask whether there exist infinitely many integers  $x$  for which

$$\#\{\text{primes } qn + a \leq x\} = \#\{\text{primes } qn + b \leq x\} = \#\{\text{primes } qn + c \leq x\} = \cdots .$$

Feuerverger and Martin conjecture that there *are* infinitely many such ties in a three-way Mod  $q$  Race, but *not* in a Mod  $q$  Race with four or more teams. Their compelling argument runs as follows: Consider the  $(k - 1)$ -dimensional vector whose  $i$ th entry is the difference

$$(5) \quad \#\{\text{primes } qn + a_i \leq x\} - \#\{\text{primes } qn + a_{i+1} \leq x\}$$

for each  $1 \leq i \leq k - 1$ . Notice that the  $k$  counting functions  $\#\{\text{primes } qn + a_i \leq x\}$  are all tied with one another precisely if this  $(k - 1)$ -dimensional vector equals  $(0, 0, \dots, 0)$ . As we let  $x$  increase, this vector changes each time  $x$  equals a prime number in one of the arithmetic progressions we are counting, changed by adding one of the vectors

$$(6) \quad (1, 0, \dots, 0), (-1, 1, 0, \dots, 0), \dots, (0, \dots, 0, -1, 1, 0, \dots, 0), \dots, (0, \dots, 0, -1),$$

depending on whether the prime is of the form  $qn + a_1$  or  $qn + a_2$  or ...  $qn + a_k$ , respectively. The prime number theorem for arithmetic progressions tells us that each of these vectors is roughly equally likely to occur.

From this, Feuerverger and Martin suggest that the progress of the  $(k - 1)$ -dimensional vector in (5) can be modelled by a “random walk” on the  $(k - 1)$ -dimensional lattice generated by the vectors listed in (6). Now it is known that with probability 1, a random walk on a one- or two-dimensional lattice will return to the origin (indeed, will visit every lattice point) infinitely often, but a random walk on a lattice of dimension three or greater will return to the origin only finitely often. This is the source of Feuerverger and Martin’s conjecture, since the lattices of dimension one and two in this model correspond to prime number races with two and three contestants, respectively.

### Certain special symmetries.

Assuming the Generalized Riemann Hypothesis, Feuerverger and Martin proved that certain configurations

$$\#\{\text{primes } qn + a_1 \leq x\} < \#\{\text{primes } qn + a_2 \leq x\} < \cdots < \#\{\text{primes } qn + a_r \leq x\}$$

occur just as often<sup>27</sup> as certain other configurations

$$\#\{\text{primes } qn + b_1 \leq x\} < \#\{\text{primes } qn + b_2 \leq x\} < \cdots < \#\{\text{primes } qn + b_r \leq x\}$$

---

<sup>27</sup>With respect to the logarithmic measure of the set of such values  $x$ .

in the following situations:

- The  $a$ 's and  $b$ 's are inverses of each other modulo  $q$ ; that is,  $a_i b_i \equiv 1 \pmod{q}$  for all  $i$ ;
- The list of  $b$ 's is just the reversal of the list of  $a$ 's, namely  $b_i = a_{r+1-i}$  for all  $i$ , and are either all squares modulo  $q$  or all nonsquares modulo  $q$ ;
- There exists an integer  $m$  such that  $a_i \equiv m b_i \pmod{q}$  for each  $i$ , and in addition, one of the following holds:
  - The  $a$ 's are all squares modulo  $q$ ; or
  - For each  $i$ , the two numbers  $a_i$  and  $b_i$  are either both squares modulo  $q$  or both nonsquares modulo  $q$ ; or
  - For each  $i$ , exactly one of  $a_i$  and  $b_i$  is a square modulo  $q$ .

Probably the orderings appear with different frequencies if they are not related by some special symmetry.

### And what if the Riemann Hypothesis is false?

Certain famous results in number theory have been proved in two parts: first under the assumption that the Riemann Hypothesis is true, and second under the assumption that the Riemann Hypothesis is false. The groundbreaking work of Sarnak and Rubinstein followed from two hypotheses, the first of which was the Generalized Riemann Hypothesis. One might ask whether we can obtain similar results, perhaps with a rather different proof, under the assumption that the Generalized Riemann Hypothesis is false.

If the Generalized Riemann Hypothesis is false, it turns out to be easier to prove that  $\#\{\text{primes } qn + a \leq x\} > \#\{\text{primes } qn + b \leq x\}$  for a positive proportion<sup>28</sup> of  $x$ , since the “1” term in the formula analogous to (3) becomes irrelevant, and this was what caused the bias when we assumed the Generalized Riemann Hypothesis. However, whether one can prove that this happens 50% of the time is still in doubt. If one could prove this under the assumption that the Generalized Riemann Hypothesis is false, then we would have an unconditional proof that the Mod  $q$  Race between two squares or two nonsquares is always an even race (by combining such a proof with the work of Rubinstein and Sarnak).

The behavior of prime number races might be genuinely different if the Generalized Riemann Hypothesis does not hold. In 2001, Ford and Konyagin proved that if the Generalized Riemann Hypothesis is false—false in an absurdly convenient, yet feasible, way—then there are some orderings of the prime number counting functions that never occur.

To describe one of their constructions, we need to discuss a generalization of the Riemann zeta-function. Define  $\chi$  to be that function for which

$$\chi(5m) = 0, \quad \chi(5m \pm 1) = \pm 1, \quad \text{and } \chi(5m \pm 2) = \pm i \quad \text{for all integers } m;$$

and let  $L(s, \chi) = \sum_{n \geq 1} \chi(n)/n^s$ . (This is another example of a Dirichlet  $L$ -function.) Suppose that the Generalized Riemann Hypothesis is true *except* that  $L(s, \chi)$  has a single

---

<sup>28</sup>In the logarithmic measure.

zero  $\sigma + i\gamma$  with  $\sigma > 1/2$ ,  $\gamma \geq 0$ , and that  $L(s, \bar{\chi})$  has a zero at  $\sigma - i\gamma$  as well (zeros always come in conjugate pairs). The formula analogous to (3) is

$$\frac{\#\{\text{primes } 5n + a \leq x\} - \frac{1}{4}\pi(x)}{x^\sigma / \ln x} \approx -2\operatorname{Re} \left( \chi(a) \frac{\cos(\gamma \log x) + i \sin(\gamma \log x)}{\sigma + i\gamma} \right),$$

for  $1 \leq a \leq 4$ . If we work this out explicitly, we see that

$$\begin{aligned} \frac{1}{2}(\sigma^2 + \gamma^2) \frac{\#\{\text{primes } 5n + 1 \leq x\} - \frac{1}{4}\pi(x)}{x^\sigma / \ln x} &\approx -\sigma \cos(\gamma \ln x) - \gamma \sin(\gamma \ln x) \\ \frac{1}{2}(\sigma^2 + \gamma^2) \frac{\#\{\text{primes } 5n + 2 \leq x\} - \frac{1}{4}\pi(x)}{x^\sigma / \ln x} &\approx \sigma \sin(\gamma \ln x) - \gamma \cos(\gamma \ln x) \\ \frac{1}{2}(\sigma^2 + \gamma^2) \frac{\#\{\text{primes } 5n + 3 \leq x\} - \frac{1}{4}\pi(x)}{x^\sigma / \ln x} &\approx -\sigma \sin(\gamma \ln x) + \gamma \cos(\gamma \ln x) \\ \frac{1}{2}(\sigma^2 + \gamma^2) \frac{\#\{\text{primes } 5n + 4 \leq x\} - \frac{1}{4}\pi(x)}{x^\sigma / \ln x} &\approx \sigma \cos(\gamma \ln x) + \gamma \sin(\gamma \ln x) \end{aligned}$$

Amazingly, this implies that the configuration

$$\#\{\text{primes } 5n+3 \leq x\} < \#\{\text{primes } 5n+2 \leq x\} < \#\{\text{primes } 5n+4 \leq x\} < \#\{\text{primes } 5n+1 \leq x\}$$

cannot occur when  $x$  is sufficiently large! Why? The first inequality implies that

$$\begin{aligned} -\sigma \sin(\gamma \ln x) + \gamma \cos(\gamma \ln x) &\lesssim \sigma \sin(\gamma \ln x) - \gamma \cos(\gamma \ln x) \\ &\iff 0 \lesssim \sigma \sin(\gamma \ln x) - \gamma \cos(\gamma \ln x), \end{aligned}$$

where the  $\lesssim$  symbol means that the inequality holds up to an error that goes to zero as  $x$  tends to infinity. Similarly, the third inequality implies that  $\sigma \cos(\gamma \ln x) + \gamma \sin(\gamma \ln x) \lesssim 0$ . The three-inequality configuration is therefore equivalent to

$$0 \lesssim \sigma \sin(\gamma \ln x) - \gamma \cos(\gamma \ln x) \lesssim \sigma \cos(\gamma \ln x) + \gamma \sin(\gamma \ln x) \lesssim 0,$$

which implies both  $\sigma \sin(\gamma \ln x) - \gamma \cos(\gamma \ln x) \approx 0$  and  $\sigma \cos(\gamma \ln x) + \gamma \sin(\gamma \ln x) \approx 0$ . However, multiplying by  $\sin(\gamma \ln x)$  and  $\cos(\gamma \ln x)$  respectively yields  $\sigma \sin^2(\gamma \ln x) - \gamma \cos(\gamma \ln x) \sin(\gamma \ln x) \approx 0$  and  $\sigma \cos^2(\gamma \ln x) + \gamma \cos(\gamma \ln x) \sin(\gamma \ln x) \approx 0$ , and adding these together gives

$$\sigma = \sigma \sin^2(\gamma \ln x) + \sigma \cos^2(\gamma \ln x) \approx 0.$$

But this is ridiculous, as it says that the constant  $\sigma > \frac{1}{2}$  tends to 0 as  $x$  goes to infinity.

Ford and Konyagin proved more. For any three arithmetic progressions modulo  $q$ , there is a feasible (but equally unlikely) way to prescribe Generalized-Riemann-Hypothesis-violating zeros of the appropriate Dirichlet  $L$ -functions that would cause one of the six orderings of the three arithmetic progressions not to occur beyond a certain  $x$ -value. Moreover, the zeros in these configurations can be placed arbitrarily far from the real axis, which implies that there is no way for us to rule out such a possibility by a finite computation.



It seems that their method can be extended to show that certain races between just two arithmetic progressions keep the same leader from some point onwards provided there is another technically feasible, but rather unlikely, contradiction to the Generalized Riemann Hypothesis.

Other similar constructions appear in Ford and Konyagin's work. Moving up to  $r$ -way races with  $r \geq 4$ , they have constructed feasible configurations of "violations" which permit no more than  $r^2$  of the  $r!$  possible orderings of  $r$  arithmetic progressions to occur infinitely often.

It thus seems that it will be very difficult to obtain results independent of any unproved hypothesis.

*Acknowledgements.* The section "Doing the wave" was inspired by Enrico Bombieri's delicious article [Bo]. Thanks to Carter Bays, Kevin Ford, Richard Hudson and Nathan Ng for making available parts of their works that have not appeared in print. Thanks also to Guiliana Davidoff and Michael Guy for preparing the appendices.

#### REFERENCES

1. C. Bays and R. H. Hudson, *Details of the first region of integers  $x$  with  $\pi_{3,2}(x) < \pi_{3,1}(x)$* , Math. Comp. **32** (1978 142), 571–576.
2. C. Bays and R. H. Hudson, *Zeros of Dirichlet  $L$ -functions and irregularities in the distribution of primes*, Math. Comp **69** (2000), 861–866.
3. C. Bays and R. H. Hudson, *A new bound for the smallest  $x$  with  $\pi(x) > \text{Li}(x)$* , Math. Comp **69** (2000), 1285–1296.
4. Enrico Bombieri, *Prime Territory: Exploring the infinite landscape at the base of the number system*, The Sciences **32 5** (1992), 30–36.
5. H. Davenport, *Multiplicative Number Theory*, Springer, Berlin, 1980.
6. Andrey Feuerverger and Greg Martin, *Biases in the Shanks-Rényi prime number race*, Experiment. Math. **9** (2000 4), 535–570.
7. Kevin Ford and Sergei Konyagin, *The prime number race and zeros of Dirichlet  $L$ -functions off the critical line*, Duke Math. J **113** (2002), 313–330.
8. Kevin Ford and Sergei Konyagin, *The prime number race and zeros of Dirichlet  $L$ -functions off the critical line, II*, Bonner Mathematische Schiften (D. R. Heath-Brown, B. Z. Moroz, editors), vol. 360, Bonn, Germany, 2003.
9. Richard K. Guy, *The strong law of small numbers*, Amer. Math. Monthly **3 95** (1988), 697–712..
10. G.H. Hardy and J.E. Littlewood, *Some problems of Partitio Numerorum III: On the expression of a number as a sum of primes*, Acta Math. **44** (1922), 1-70..
11. R. H. Hudson, *A common combinatorial principle underlies Riemann's formula, the Chebyshev phenomenon, and other subtle effects in comparative prime number theory. I*, J. Reine Angew. Math. **313** (1980), 133–150.
12. J. Kaczorowski, *On the Shanks-Rényi race problem*, Acta Arith. **74** (1996 1), 31–46.
13. J. Kaczorowski, *On the distribution of primes (mod 4)*, Analysis **15** (19952), 159–171.
14. S. Knapowski and P. Turán, *Comparative prime-number theory I*, Acta Math. Acad. Sci. Hungar. **13** (1962), 299–314.
15. J.E. Littlewood, *Distribution des nombres premiers*, C. R. Acad. Sci. Paris **158** (1914), 1869–1872.
16. Greg Martin, *Asymmetries in the Shanks-Rényi prime number race*, Millennial Conference on Number Theory (Urbana, IL) (to appear).
17. Nathan Ng, *Ph.D. Thesis*, University of British Columbia, 2000.
18. M. Rubinstein and P. Sarnak, *Chebyshev's Bias*, Experimental Mathematics **3** (1994), 173–197.

19. Jean-Pierre Serre, *A course in arithmetic*, Springer, Berlin, 1973.
20. D. Shanks, *Quadratic residues and the distribution of primes*, Math. Comp **13** (1959), 272–284.
21. E. C. Titchmarsh, *The theory of the Riemann zeta-function (2nd ed)*, Oxford University Press, New York, 1986.
22. A. Winter, *On the distribution function of the remainder term of the prime number theorem*, Amer. J. Math **63** (1941), 233–248.

## APPENDIX ONE. A MOUNT HOLYOKE COLLEGE REU.

by *Giuliana Davidoff*

The research group consisted of students *Caroline Osowski, Jennifer vanden Eynden, Yi Wang, and Nancy Wrinkle*.

In my senior class in analytic number theory, I had been asking students to collect data on various pertinent questions so as to conjecture a forthcoming theorem, and then to report their results to the whole class. Having seen many examples where the theorems matched the initial experimental evidence, I asked them to collect data on the Mod 4 Race, and then surprised them with Littlewood’s Theorem. Next we decided to investigate the Mod 3, 5, 7, and 11 Races, in particular whether Team N, the set of primes that are not congruent to a square mod  $q$ , consistently leads over Team S, the set of primes that are congruent to a square mod  $q$ . The results found were intriguingly different from one modulus to another, so we decided to study this during the upcoming summer REU program.

The students began by tracking down anything in the existing literature on sign changes and posting an appeal on a number theory web site; within days we had received a generous response from Andrew Odlyzko who pointed us to relevant data of Robert Rumely, allowing us to begin our own work in earnest.

We were most fascinated by a 1971 paper of Harold Stark [27], in which he suggested a method to study prime races between primes from any two given arithmetic progressions. Back then, there was no general procedure known to prove that each team took the lead infinitely often in the race between the primes of the form  $qn + a$  and the primes of the form  $qn + b$ , where  $a$  is a square mod  $q$  and  $b$  is not. Stark’s results thus pertain to the first case not covered by the prior work of Littlewood [15] and of Knapowski and Turán [25, 26]. As he himself pointed out, it seemed particularly difficult to show  $qn + a$  leads infinitely often, even in the case of primes of the form  $5n + 4$  racing against primes of the form  $5n + 2$ .

Stark rephrases the problem in terms of two auxiliary functions (which are complicated expressions, analogous to (3), given in terms of zeros of various Dirichlet  $L$ -functions) and, in doing so, creates a beautiful setting in which he obtains a theorem from a numerical calculation. In this manner he was able to show that  $\#\{\text{primes } 5n + 4 \leq x\} > \#\{\text{primes } 5n + 2 \leq x\}$  for arbitrarily large  $x$ , assuming the Generalized Riemann Hypothesis. In fact he proved this with a weaker assumption than the Generalized Riemann Hypothesis: One needs only that the Dirichlet  $L$ -functions associated to this race have no real zeros in the interval  $(1/2, 1)$ .

The REU group began by making a detailed numerical study of Stark’s formula (for his Mod 5 Race), in order to appreciate how his complicated expressions vary with the actual

numbers of primes: we found that there are very good correlations, though a little less so when we use fewer zeros to approximate the formula analogous to the right-hand side of (3).

Using Stark's results and our own numerical calculations, we were able to prove the by-now expected result in the first cases not treated by him:

**Theorem [23].** *Assume that Dirichlet  $L$ -functions have no real zeros in the interval  $(1/2, 1)$ . For  $a = 1, 2$ , or  $4$  (the squares mod  $q$ ) and  $b = 3, 5$ , or  $6$  (the non-squares mod  $q$ ), there are arbitrarily large values of  $x$  for which  $\#\{\text{primes } 7n + a \leq x\} > \#\{\text{primes } 7n + b \leq x\}$ . In fact there exists a constant  $c > 0$  such that  $\#\{\text{primes } 7n + a \leq x\} > \#\{\text{primes } 7n + b \leq x\} > c\sqrt{x}/\log x$ .*

The proof of the theorem is based on calculations of Stark's formula using available tables of zeros of Dirichlet  $L$ -functions. We could have perhaps gone on to settle this question about races, one prime modulus at a time.

However, the question that initially interested us was whether Team S takes the lead over Team N for arbitrarily large  $x$ . To study this we had to appropriately modify Stark's formulas: this time we found that the formulas only involve the zeros of the Dirichlet  $L$ -function

$$\sum_{n \geq 1} \frac{(n/q)}{n^s}$$

where  $(n/q) = 1$  if  $n$  is a square mod  $q$ ,  $(n/q) = 0$  if  $q$  divides  $n$ , and  $(n/q) = -1$  if  $n$  is not a square mod  $q$ .

We found the same remarkable correlations between the actual count of primes and our approximation; had the summer not ended, we would surely have proved that the lead changes hands infinitely often in this Mod 7 race.

I was later able to go on and prove [23] that the lead changes hands infinitely often in the Team S vs. Team N race, for any modulus  $q$ , assuming a weak version of the Generalized Riemann Hypothesis: One only needs to assume that any real zero of the above Dirichlet  $L$ -function lies to the left of the least upper bound of the real parts of the complex zeros (which holds, in particular, when the Dirichlet  $L$ -function has no real zeros).

## REFERENCES

23. G. Davidoff, C. Osowski, J. vanden Eynden, Yi Wang, and N. Wrinkle, *Extensions of some results of Harold Stark on comparative prime number theory* (to appear).
24. G. Davidoff, *A generalization of Littlewood's Theorem* (to appear).
25. S. Knapowski and P. Turán, *Comparative prime-number theory, I-III*, Acta Math. Acad. Sci. Hungar **13** (1962), 299–364.
26. S. Knapowski and P. Turán, *Comparative prime-number theory, IV-VIII*, Acta Math. Acad. Sci. Hungar **14** (1963), 31–250..
27. H.M. Stark, *A problem in comparative prime number theory*, Acta. Arith **68** (1971), 311–320..

APPENDIX TWO. A UNIVERSITY OF GEORGIA VIGRE RESEARCH GROUP

by Michael Guy.

The research group consisted of students *Michael Beck, Zubeyir Cinkir, Michael Guy, Brian Lawler, Eric Pine, Paul Pollack, and Charles Pooch*, with postdoctoral mentor *Jim Solazzo*.

The twin prime problem, that there are infinitely many prime pairs  $p, p + 2$ , is one of the most famous unsolved problems of classical number theory. There are many generalizations, but here we shall focus on the question of whether there are infinitely many prime pairs  $p, p + 2k$  for any positive even integer  $2k$ . The following conjecture as to how many such pairs there are up to  $x$  is due, essentially, to Hardy and Littlewood [10].

**The Hardy-Littlewood conjecture.** *Let  $k$  be a positive integer, and let  $\pi_{2k}(x)$  be the number of prime pairs  $p, p + 2k$  with  $p \leq x$ . Then*

$$\pi_{2k}(x) \sim 2C_2 \prod_{p|k, p>2} \frac{p-1}{p-2} \cdot \text{Li}_2(x),$$

where

$$C_2 = \prod_{p>2} \left(1 - \frac{1}{(p-1)^2}\right) \text{ and } \text{Li}_2(x) = \int_2^x \frac{1}{(\log x)^2} dx.$$

We decided to investigate this problem by collecting and analyzing data. Our program found pairs of primes using a modified Eratosthenes' sieve and then counted them. Some of the initial data is collected in the following table:

$X$	$\pi_2(X)$	$\pi_4(X)$	$\pi_6(X)$	$\pi_8(X)$	$\pi_{10}(X)$
$10^3$	35	41	74	38	51
$10^4$	205	203	411	208	270
$10^5$	1,224	1,216	2,447	1,260	1,624
$10^6$	8,169	8,144	16,386	8,242	10,934
$10^7$	58,980	58,622	117,207	58,595	78,211
$10^8$	440,312	440,258	879,908	439,908	586,811
$10^9$	3,424,506	3,424,680	6,849,047	3,426,124	4,567,691
$10^{10}$	27,412,679	27,409,999	54,818,296	27,411,508	36,548,839
$10^{11}$	224,376,048	224,373,161	448,725,003	224,365,334	299,140,330
$10^{12}$	1,870,585,220	1,870,585,459	3,741,217,498	1,870,580,394	2,494,056,601

TABLE 9.  $\pi_{2k}(x)$  is the number of prime pairs  $p, p + 2k$  with  $p \leq x$ .

Notice that the counts for  $2k = 2, 4$  and  $8$  are very close. We graphed the data for each  $2k \leq 30$ , noticing that  $\pi_{2k}(x)$  and  $\pi_{2\ell}(x)$  are close if the prime factors of  $2k$  and of  $2\ell$  are the same. Indeed, Hardy and Littlewood's conjecture predicts that  $\pi_{2k}(x) \sim \pi_{2\ell}(x)$  in these circumstances, and so we felt it would be interesting to study this "twin-prime race".

If we wish to compare  $\pi_2(x)$  and  $\pi_6(x)$  then it makes sense to "renormalize" so that the predictions of Hardy and Littlewood are the same for both. In other words, the conjecture

predicts that  $\frac{1}{2}\pi_6(x)$  should be approximately  $\pi_2(x)$ , so it makes sense to compare these two quantities. More generally, we define

$$\pi'_{2k}(X) = \pi_{2k}(X) \cdot \prod_{p|k, p>2} \frac{p-2}{p-1} \text{ for each } k \geq 1, \text{ and } \pi_{HL}(X) = 2C_2 \cdot \text{Li}_2(X).$$

Hardy and Littlewood's conjecture predicts that  $\pi'_{2k}(X) \sim \pi_{HL}(X)$  for all  $k$ , so below we have tabulated their difference.

$X$	$\pi_{HL}(X)$	$\pi'_2 - \pi_{HL}$	$\pi'_4 - \pi_{HL}$	$\pi'_6 - \pi_{HL}$	$\pi'_8 - \pi_{HL}$	$\pi'_{10} - \pi_{HL}$
$10^3$	45	-10	-4	-8	-7	-7
$10^4$	214	-9	-11	-9	-6	-12
$10^5$	1,248	-24	-32	-25	12	-30
$10^6$	8,248	-79	-104	-55	-6	-48
$10^7$	58,753	227	-131	-150	-158	-95
$10^8$	440,367	-55	-109	-413	-459	-259
$10^9$	3,425,308	-802	-628	-785	816	460
$10^{10}$	27,411,416	1,263	-1,417	-2,268	92	213
$10^{11}$	224,368,866	7,182	4,295	-6,365	-3,532	-13,619
$10^{12}$	1,870,559,881	25,339	25,578	48,868	20,513	-17,430

TABLE 10. The renormalized twin prime race.

What a remarkable fit! It looks like  $|\pi'_{2k}(x) - \pi_{HL}(x)|$  is usually well less than  $\sqrt{x}$ . In fact we collected data for  $k = 1, 2, \dots, 50$  in this range of  $x$ , and our prediction seemed to always be very good.

However, this is a paper about prime races after all, and we wanted to further investigate whether there are any particular winners, or losers, to this race. We instructed our program to take note of when there was a change in first or last position and to give us this information as well.

At the beginning of our investigation, we seemed to have spotted what we thought were winners and losers in this prime race. It appeared that the pairs  $p, p + 60$  and  $p, p + 80$  were ahead of the other pairs with the same prime divisors, based on data up to  $5 \cdot 10^9$ . However, after counting up to  $10^{12}$ , they were no longer regularly the winners. Similarly several prime pairs were consistently the losers at the start of the prime twin race, but after a while there were no consistent losers. As an interesting tidbit, our program noted that there were 14,455 changes in first place between  $10^3$  and  $10^9$ !

So in the end, this appears to be a race in which there are no particular winners or losers, and still lots of unanswered questions.