

SYMMETRIC PLANE CURVES OF DEGREE 7 : PSEUDO-HOLOMORPHIC AND ALGEBRAIC CLASSIFICATIONS

Erwan Brugallé

Abstract

Almost all known restrictions on the topology of nonsingular real algebraic curves in the projective plane are also valid for a wider class of objects: real pseudo-holomorphic curves. It is still unknown if there exists a nonsingular real pseudo-holomorphic curve not isotopic in the projective plane to a real algebraic curve of the same degree. In this article, we focus our study on symmetric real curves in the projective plane. We give a classification of real schemes (resp. complex schemes) realizable by symmetric real curves of degree 7 with respect to the type of the curve (resp. M -symmetric real curves of degree 7). In particular, we exhibit two real schemes which are realizable by real symmetric dividing pseudo-holomorphic curves of degree 7 in the projective plane but not by algebraic ones. The algebraic prohibitions are proved using tools introduced by S. Orevkov: the comb theoretical method and the cubic resolvent.

Contents

1	Introduction and statements of results	2
1.1	Brief History	2
1.2	Classification results	4
2	Preliminaries	5
2.1	Rational geometrically ruled surfaces	5
2.2	Real curves	6
2.3	Braid theoretical methods	7
2.4	Comb theoretical methods	9
2.5	General facts about symmetric curves in the real plane	14
3	Pseudo-holomorphic statements	15
3.1	Prohibitions for curves of bidegree $(3, 1)$ in Σ_2	15
3.2	Prohibitions for reducible curves of bidegree $(4, 1)$ in Σ_2	17
3.3	Utilization of the Rokhlin-Mischachev orientation formula	18
3.4	Constructions	21
4	Algebraic statements	23
4.1	Prohibitions	23
4.2	Perturbation of a reducible symmetric curve	26
4.3	Parametrisation of a rational curve	27
4.4	Change of coordinates in Σ_2	29
4.5	Construction of auxiliary curves	30
4.6	Perturbation of irreducible singular symmetric curves	31

1 Introduction and statements of results

1.1 Brief History

The origin of topology of real algebraic curves can be traced back to the paper of A. Harnack which was published in 1876. D. Hilbert formulated the following question in the 16-th problem of his famous list (see [12]): up to ambient isotopy of $\mathbb{R}P^2$, how can be arranged the connected components of the real point set of a nonsingular real algebraic curve of a given degree m in $\mathbb{R}P^2$?

In 1900, the answer was known only for $m \leq 5$ and nowadays the problem is also solved for $m = 6$ (D. A. Gudkov 1969, [9]) and $m = 7$ (O. Ya. Viro 1979).

Theorem 1.1 (Viro, [33], [34]) *Any nonsingular real algebraic curve of degree 7 in $\mathbb{R}P^2$ has one of the following real schemes :*

- $\langle J \amalg \alpha \amalg 1 \langle \beta \rangle \rangle$ with $\alpha + \beta \leq 14$, $0 \leq \alpha \leq 13$, $1 \leq \beta \leq 13$,
- $\langle J \amalg \alpha \rangle$ with $0 \leq \alpha \leq 15$,
- $\langle J \amalg 1 \langle 1 \rangle \rangle$.

Moreover, any of these 121 real schemes is realizable by nonsingular real algebraic curves of degree 7 in $\mathbb{R}P^2$.

Remark. The notations used to encode real schemes are the usual ones introduced in [34]¹.

In the study of the topology of real algebraic varieties, one can distinguish two directions : *constructions* and *prohibitions*. For example, the historically first prohibition result, the Harnack theorem, asserts that the real part of a real algebraic curve of genus g cannot have more than $g + 1$ connected components (curves with the maximal number of connected components are called *M-curves*). In [1], V. I. Arnold paved the way to the use of powerful topological methods in the study of this problem. Almost all known prohibitions can be obtained via a topological study of the double covering of $\mathbb{C}P^2$ ramified along the complex point set of a curve of even degree or looking at the braid defined by the intersection of a curve and a certain sphere S^3 in $\mathbb{C}P^2$ (the interested reader can see the surveys [4], [34] and [38]). In particular, almost all known restrictions on the topology of real algebraic curves are also valid for a category of more flexible objects : *pseudo-holomorphic curves*. These objects, introduced by M. Gromov to study symplectic 4-manifolds in [10], share a lot of properties with the algebraic curves (for example, the Harnack theorem is still valid in the real pseudo-holomorphic case) and are much easier to deal with. Indeed, there are methods to construct pseudo-holomorphic curves which are not necessarily algebraic : S. Yu. Orevkov (see [19]) proved that it is sufficient to show the quasipositivity of a braid, and I. Itenberg and E. Shustin (see [15]) proved that any T-construction gives a pseudo-holomorphic curve even if the convexity condition on the triangulation is not fulfilled. For example, the classification up to isotopy of real pseudo-holomorphic *M-curves* of degree 8 in $\mathbb{R}P^2$ is achieved by Orevkov [20]. However, it remains 6 real schemes for which it is unknown whether they are realizable by algebraic *M-curves* of degree 8 in $\mathbb{R}P^2$.

¹for example, $\langle J \amalg \alpha \amalg 1 \langle \beta \rangle \rangle$ means a non-contractible (in $\mathbb{R}P^2$) component, an oval with β ovals in its interior and α ovals in its exterior. All the ovals α and β lie outside each other. An oval is a contractible (in $\mathbb{R}P^2$) component of the real curve

Then a natural question arises : does there exist a real scheme in $\mathbb{R}P^2$ which would be realizable pseudo-holomorphically but not algebraically? Strictly speaking (i.e., dealing with nonsingular curves in the projective plane), this interesting problem is still open. However, dealing with singular curves or curves in other algebraic surfaces, the answer is *no* : S. Fiedler Le Touzé and S. Orevkov (see [20], [7]) exhibit mutual arrangements of two nonsingular curves in $\mathbb{R}P^2$ which are realizable pseudo-holomorphically but not algebraically (examples with many irreducible components were known for a long time, see the “pseudo-holomorphic Pappus theorem” in [7]), and Orevkov and Shustin (see [26] and [27]) exhibit nonsingular \mathcal{L} -schemes in the second rational geometrically ruled surface Σ_2 which are realizable pseudo-holomorphically but not algebraically. One can note that pseudo-holomorphic curves are a special case of *symplectic curves* and that J. Y. Welschinger constructed in [37] examples of symplectic curves realizing algebraically unrealizable real schemes in Σ_n for $n \geq 2$.

However in the case of nonsingular curves in $\mathbb{R}P^2$, for each known algebraic classification, the pseudo-holomorphic classification is the same (and even the proofs for both classifications are the same!). Thus, Theorem 1.1 is still true replacing “algebraic” by “pseudo-holomorphic”. The existence of a real scheme in $\mathbb{R}P^2$ pseudo-holomorphically but not algebraically realizable turns out to be a difficult problem. So, one can tackle a simpler question, looking for example at complex curves which admit more symmetries than the action of $\mathbb{Z}/2\mathbb{Z}$ given by the complex conjugation. The first natural action is an additional holomorphic action of $\mathbb{Z}/2\mathbb{Z}$, which can be given by a symmetry of the projective plane. Such a real plane curve, invariant under a symmetry, is called a *symmetric curve*. The systematic study of symmetric curves was started by T. Fiedler [5] and continued by S. Trille [32]. The *rigid isotopy classes* (two nonsingular curves of degree m in $\mathbb{R}P^2$ are said to be rigidly isotopic if they belong to the same connected component of the complement of the discriminant hypersurface in the space of curves of degree m) of nonsingular sextic in $\mathbb{R}P^2$ which contain a symmetric curve can be obtained from [13]. Recently (see [14]), using auxiliary conics, I. Itenberg and V. Itenberg found an elementary proof of this classification. Once again, algebraic and pseudo-holomorphic classifications coincide. On the other hand, in [27], Orevkov and Shustin showed that there exists a real scheme which is realizable by nonsingular symmetric pseudo-holomorphic M -curves of degree 8, but which is not realizable by real symmetric algebraic curves of degree 8.

Hence, it is natural to wonder about the degree 7 and this is the subject of this paper. It turns out that the classification of real schemes which are realizable by nonsingular symmetric curves of degree 7 in $\mathbb{R}P^2$ are the same in both algebraic and pseudo-holomorphic cases, as well as the classification of *complex schemes* which are realizable by nonsingular symmetric M -curves of degree 7 in $\mathbb{R}P^2$ (Theorems 1.4 and 1.5). However, if we look at real schemes which are realizable by *nonsingular dividing symmetric curves* of degree 7 in $\mathbb{R}P^2$, the answers are different. In Theorems 1.6 and 1.7, we exhibit two real schemes which are realizable by symmetric dividing pseudo-holomorphic curves of degree 7 in $\mathbb{R}P^2$ but not by algebraic ones.

We state our classification results in the next subsection. In section 2, we give some definitions and properties of the objects used in this paper (*rational geometrically ruled surfaces, braid and comb associated to an \mathcal{L} -scheme*). We also give an efficient algorithm to deal with combs. In section 3, we give results related to the pseudo-holomorphic category. Algebraic results are given in section 4. In the pseudo-holomorphic case we mostly use the braid theoretical approach. The algebraic results are obtained using various methods.

In section 5, we recapitulate the proofs of the four main theorems stated in section 1.2.

Acknowledgements : I am very grateful to I. Itenberg for advices and encouragements, and to S. Orevkov for useful discussions.

1.2 Classification results

First we state two simple lemmas. Surprisingly, we did not succeed to find these statements in the literature. The proof of these prohibitions is a straightforward application of the Bezout theorem, the Fiedler orientation alternating rule (see [34]) and the Rokhlin-Mischachev orientation formula (see [28] or section 2), and all the constructions are performed in [31] and [6].

Lemma 1.2 *Any nonsingular dividing real pseudo-holomorphic curve of degree 7 in $\mathbb{R}P^2$ has one of the following real schemes :*

- $\langle J \amalg \alpha \amalg 1 \langle \beta \rangle \rangle$ with $\alpha + \beta \leq 14$, $\alpha + \beta \equiv 0 \pmod{2}$, $0 \leq \alpha \leq 13$, $1 \leq \beta \leq 13$, if $\alpha = 0$ then $\beta \neq 2, 6, 8$ and if $\alpha = 1$ then $\beta \geq 5$,
- $\langle J \amalg \alpha \rangle$ with $6 \leq \alpha \leq 15$, $\alpha \equiv 1 \pmod{2}$,
- $\langle J \amalg 1 \amalg 1 \langle 1 \rangle \rangle$.

Moreover, any of these real schemes is realizable by nonsingular dividing real algebraic curves of degree 7 in $\mathbb{R}P^2$.

Lemma 1.3 *Any nonsingular non-dividing real pseudo-holomorphic curve of degree 7 in $\mathbb{R}P^2$ has one of the following real schemes :*

- $\langle J \amalg \alpha \amalg 1 \langle \beta \rangle \rangle$ with $\alpha + \beta \leq 13$, $0 \leq \alpha \leq 12$, $1 \leq \beta \leq 13$,
- $\langle J \amalg \alpha \rangle$ with $0 \leq \alpha \leq 14$.

Moreover, any of these real schemes is realizable by nonsingular non-dividing real algebraic curves of degree 7 in $\mathbb{R}P^2$.

Now, we introduce *symmetric curves*. Denote by s the holomorphic involution of $\mathbb{C}P^2$ given by $[x : y : z] \mapsto [x : -y : z]$. A real curve in $\mathbb{R}P^2$ is called *symmetric* if $s(A) = A$. Here we state the four main theorems of this article.

Theorem 1.4 *The following real schemes are not realizable by symmetric real pseudo-holomorphic curves of degree 7 in $\mathbb{R}P^2$:*

- $\langle J \amalg (14 - \alpha) \amalg 1 \langle \alpha \rangle \rangle$ with $\alpha = 6, 7, 8, 9$,
- $\langle J \amalg (13 - \alpha) \amalg 1 \langle \alpha \rangle \rangle$ with $\alpha = 6, 7, 9$.

Moreover, any real scheme realizable by real algebraic curves of degree 7 in $\mathbb{R}P^2$ and not mentioned in the list above is realizable by symmetric real algebraic curves of degree 7 in $\mathbb{R}P^2$.

Theorem 1.5 *A complex scheme is realizable by symmetric real algebraic (or pseudo-holomorphic) M -curves of degree 7 in $\mathbb{R}P^2$ if and only if it is contained in the following list :*

- $\langle J \amalg \left(\frac{12-\alpha}{2}\right)_+ \amalg \left(\frac{16-\alpha}{2}\right)_- \amalg 1_- \langle \left(\frac{\alpha+2}{2}\right)_+ \amalg \left(\frac{\alpha-2}{2}\right)_- \rangle_I \rangle$ with $\alpha = 2, 4, 10, 12$,
- $\langle J \amalg \left(\frac{15-\alpha}{2}\right)_+ \amalg \left(\frac{13-\alpha}{2}\right)_- \amalg 1_- \langle \left(\frac{\alpha+1}{2}\right)_+ \amalg \left(\frac{\alpha-1}{2}\right)_- \rangle_I \rangle$ with $\alpha = 1, 5, 13$,
- $\langle J \amalg \left(\frac{15-\alpha}{2}\right)_+ \amalg \left(\frac{13-\alpha}{2}\right)_- \amalg 1_+ \langle \left(\frac{\alpha-1}{2}\right)_+ \amalg \left(\frac{\alpha+1}{2}\right)_- \rangle_I \rangle$ with $\alpha = 3, 11$,
- $\langle J \amalg 9_+ \amalg 6_- \rangle_I$.

Remark. The notations used to encode complex schemes are the usual ones proposed in [34].

Theorem 1.6 (Pseudo-holomorphic classification) *The following real schemes are not realizable by dividing symmetric real pseudo-holomorphic curves of degree 7 in $\mathbb{R}P^2$:*

$$\langle J \amalg \alpha \amalg 1 \langle \beta \rangle \rangle \text{ with } \alpha = 2, 6 \text{ and } \alpha + \beta = 12, \alpha = \beta = 4,$$

Moreover, any real scheme mentioned in Lemma 1.2 and not forbidden by Theorem 1.4 and the above list is realizable by dividing symmetric real pseudo-holomorphic curves of degree 7 in $\mathbb{R}P^2$; any real scheme mentioned in Lemma 1.3 which is not forbidden by Theorem 1.4 is realizable by non-dividing symmetric real pseudo-holomorphic curves of degree 7 in $\mathbb{R}P^2$.

Theorem 1.7 (Algebraic classification) *The real schemes*

$$\langle J \amalg 8 \amalg 1 \langle 4 \rangle \rangle \text{ and } \langle J \amalg 4 \amalg 1 \langle 8 \rangle \rangle$$

are not realizable by a dividing symmetric real algebraic curve of degree 7 in $\mathbb{R}P^2$. Any other real scheme which is realizable by dividing symmetric real pseudo-holomorphic curves of degree 7 in $\mathbb{R}P^2$ is realizable by dividing symmetric real algebraic curves of degree 7 in $\mathbb{R}P^2$.

Any real scheme which is realizable by non-dividing symmetric real pseudo-holomorphic curves of degree 7 in $\mathbb{R}P^2$ is realizable by non-dividing symmetric real algebraic curves of degree 7 in $\mathbb{R}P^2$.

2 Preliminaries

2.1 Rational geometrically ruled surfaces

Let us define the n^{th} rational geometrically ruled surface, denoted by Σ_n , the surface obtained by taking four copies of \mathbb{C}^2 with coordinates (x, y) , (x_2, y_2) , (x_3, y_3) and (x_4, y_4) , and by gluing it along $(\mathbb{C}^*)^2$ with the identifications $(x_2, y_2) = (1/x, y/x^n)$, $(x_3, y_3) = (x, 1/y)$ and $(x_4, y_4) = (1/x, x^n/y)$. Define in Σ_n the algebraic curve E (resp. B and F) defined by the equation $\{y_3 = 0\}$ (resp. $\{y = 0\}$ and $\{x = 0\}$). The coordinate system (x, y) is called *standard*. The projection $\pi : (x, y) \mapsto x$ on Σ_n defines a $\mathbb{C}P^1$ -bundle over $\mathbb{C}P^1$. We have $B \circ B = n$, $F \circ F = 0$ and $B \circ F = 1$. The surface Σ_n has a natural real structure induced by the complex conjugation in \mathbb{C}^2 , and the real part of Σ_n is a torus if n is even and a Klein bottle if n is odd. The restriction of π on $\mathbb{R}\Sigma_n$ defines a pencil of lines denoted by \mathcal{L} .

The group $H_2(\Sigma_n, \mathbb{Z})$ is isomorphic to $\mathbb{Z} \times \mathbb{Z}$ and is generated by the classes of B and F . Moreover, one has $E = B - nF$. An algebraic or pseudo-holomorphic curve on Σ_n is said to be of *bidegree* (k, l) if it realizes the homology class $kB + lF$ in $H_2(\Sigma_n, \mathbb{Z})$. A curve of bidegree $(1, 0)$ is called a *base* of Σ_n .

In the rational geometrically ruled surfaces, we study real curves up to *isotopy with respect to \mathcal{L}* . Two curves are said isotopic with respect to the fibration \mathcal{L} if there exists an isotopy of Σ_n which brings the first curve to the second one, and which maps each line of \mathcal{L} in another line of \mathcal{L} .

The work of Gromov (see [10]) shows that the following proposition, trivial in the algebraic case, is also true in the pseudo-holomorphic case.

Proposition 2.1 *There exists a unique base of Σ_2 which passes through 3 generic points.*

In this paper, curves in a rational geometrically ruled surface are depicted up to isotopy with respect to \mathcal{L} .

2.2 Real curves

A *real pseudo-holomorphic curve* C in \mathbb{CP}^2 or Σ_n is an immersed Riemann surface which is a J -holomorphic curve in some tame almost complex structure J such that the exceptional section (in Σ_n with $n \geq 1$) is J -holomorphic (see [10], $\text{conj}(C) = C$, and $\text{conj}_* \circ J_p = -J_p \circ \text{conj}_*$, where conj is the complex conjugation. If the curve C is immersed in \mathbb{CP}^2 (resp. Σ_n) and realizes the homology class $d[\mathbb{CP}^1]$ in $H_2(\mathbb{CP}^2, \mathbb{Z})$ (resp. $kB + lF$ in $H_2(\Sigma_n, \mathbb{Z})$), C is said to be of degree d (resp. of bidegree (k, l)). For example, a real algebraic curve of degree d in \mathbb{CP}^2 is a real pseudo-holomorphic curve of degree d for the standard complex structure. All intersections of two J -holomorphic curves are positive, so the Bezout theorem is still true for two J -holomorphic curves.

Gromov pointed out that through 2 (resp. 5) given generic points in \mathbb{CP}^2 , there exists a unique J -line (resp. J -conic) passing through these points. As soon as the degree is greater than 3, such statement is no more true. This is a direction to find some difference between algebraic and pseudo-holomorphic curves (see [7] where the authors use pencils of cubics).

From now on, we state results about "curves" if they are valid in both cases, algebraic and pseudo-holomorphic. A nonsingular real curve of genus g is called an $(M - i)$ -curve if its real part has $g + 1 - i$ connected components. If $i = 0$, we simply speak about M -curve or *maximal curve*. A connected component of the real part of a nonsingular real curve in a real surface is called an *oval* if it is contractible in the surface. In \mathbb{RP}^2 the complement of an oval is formed by two connected components, one of which is homeomorphic to a disk (called the *interior* of the oval) and the other to a Möbius strip (called the *exterior* of the oval). Two ovals in \mathbb{RP}^2 are said to constitute an *injective pair* if one of them is enclosed by the other. A set of ovals such that any two ovals of this set form an injective pair is called a nest. For a nonsingular real curve of degree 7 with a nest, the oval which contains some other ovals is called the *non-empty oval* of the curve. The ovals lying inside this oval are called the *inner ovals* while those lying outside are called the *outer ovals*.

A nonsingular real curve C is a 2-dimensional object and $C \setminus \mathbb{R}C$ is either connected or it has two connected components. In the former case, we say that $\mathbb{R}C$ is a *non dividing curve*, or of type II , and in the latter case, we say that $\mathbb{R}C$ is a *dividing curve*, or of type I .

Let C be a dividing curve. The two halves of $A \setminus \mathbb{R}A$ induce two opposite orientations on $\mathbb{R}A$ which are called *complex orientations* of the curve. Fix such a complex orientation of the curve. An injective pair of ovals in \mathbb{RP}^2 is called *positive* if the orientations of the two ovals are induced by one of the orientations of the annulus in \mathbb{RP}^2 bounded by the two ovals, and *negative* otherwise. Now suppose that C is of odd degree. If the integral homology classes realized by the odd component of the curve and an oval in the Möbius strip defined by the exterior of this oval have the same sign, we say that this oval is *negative*, and *positive* otherwise. Denote by Π_+ (resp. Π_-) the number of positive (resp. negative) injective pairs of ovals and by Λ_+ (resp. Λ_-) the number of positive (resp. negative) ovals.

Proposition 2.2 (Rokhlin-Mischachev's orientation formula) *If C is a dividing nonsingular curve of degree $2k + 1$ in \mathbb{RP}^2 with l ovals, then*

$$\Lambda_+ - \Lambda_- + 2(\Pi_+ - \Pi_-) = l - k(k + 1)$$

The following fact about curves in toric surfaces is well known.

Proposition 2.3 *Let C be a nonsingular real curve with Newton polygon Δ in a toric surface. Then the genus of C is equal to the number of integer points in the interior of Δ .*

Lemma 2.4 *Let X be a curve of bidegree $(3, 1)$ on Σ_2 , whose the real part is as depicted in Figure 1a). We orient \mathcal{L} , the pencil of lines of Σ_2 , from the left to the right. Then, the lines of \mathcal{L} meet first all the ovals β and then all the ovals α or conversely.*

Moreover, if $\alpha + \beta \geq 3$, then, the lines of \mathcal{L} meet first all the ovals β and then all the ovals α .

Proof. Suppose there exists 3 ovals contradicting the lemma. Then the base passing through these ovals intersects the curve in 9 points what contradicts the Bezout theorem. \square

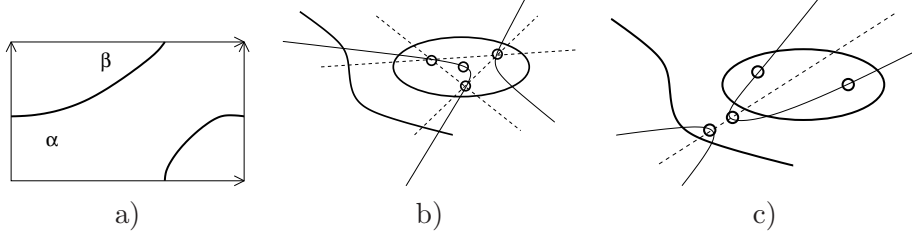


Figure 1:

Given a curve of odd degree in \mathbb{RP}^2 , one can speak about convexity : the segment defined by two points a and b is the connected component of the line $(a, b) \setminus \{a, b\}$ which has an even number of intersection points with the odd component of the curve.

Lemma 2.5 *If a real pseudo-holomorphic curve of degree 7 with at least 6 ovals has a nest, then it is possible to choose a point in each inner oval such that these points are the vertices of a convex polygon in \mathbb{RP}^2 . Moreover, if a line L passes through two outer ovals O_1 and O_2 and separates the inner ovals, then O_1 and O_2 are not on the same connected component of $L \setminus (Int(O) \cup \mathcal{J})$ where O is the non-empty oval.*

Proof. Suppose there exists four empty ovals contradicting the lemma as depicted in Figure 1b) and c). Then the conic passing through these ovals and another one intersects the curve in at least 16 points what contradicts the Bezout theorem. \square

2.3 Braid theoretical methods

Here we recall the method exposed by Orevkov in [19]. We call the *group of braids with m -strings* the group $B_m = \langle \sigma_1, \dots, \sigma_{m-1} \mid \sigma_i \sigma_{i+1} \sigma_i = \sigma_{i+1} \sigma_i \sigma_{i+1}, \sigma_i \sigma_j = \sigma_j \sigma_i \text{ if } |i-j| > 1 \rangle$. We call the *exponent sum* of a braid $b = \prod_{j=1}^n \sigma_{i_j}^{k_j}$ the integer $e(b) = \sum_{j=1}^n k_j$. A braid b is called *quasipositive* if it is a product of conjugated elements of σ_1 in B_m .

An arrangement of the real part of a real curve in Σ_n up to isotopy which respect the pencil of lines \mathcal{L} is called an \mathcal{L} -*scheme*. From now on, we fix a base B of Σ_n , a fiber l_∞ of \mathcal{L} and an \mathcal{L} -*scheme* A in Σ_n , which may be nodal. Suppose moreover that all the intersections of A and E are real and that A intersects each fiber in m or $m-2$ real points (counted with multiplicities) and l_∞ in m distinct real points. Choose a standard coordinate system on Σ_n such that l_∞ has equation $\{x_2 = 0\}$ (see section 2.1). a trivialization of the \mathbb{CP}^1 -bundle over $B \setminus (B \cap l_\infty)$. Then, examine the real part of the fibration from $x_1 = -\infty$ to $x_1 = +\infty$, and encode the \mathcal{L} -*scheme* A in the following way :

- if the pencil of real lines has a tangency point with A , write \supset_k if A intersects a fiber in m real points before the tangency point, and \subset_k otherwise,
- if the pencil of real lines meets a double point of A , write \times_k if the tangents are non-real and \bullet_k otherwise,

- if A intersects the infinite section, write $/_k$ if the branch of A passing through the infinity lies in the region $\{y > 0\}$ just before the infinite point, and \backslash_k otherwise.

Here, k is the number of real intersection points of the fiber and A below the ramification point. Replace all the occurrences $\subset_k \supset_k$ and \bullet_k by o_k . Thus, we have now a coding $s_1 \dots s_r$ of the \mathcal{L} -scheme A . In order to obtain a braid from this coding, perform the following substitutions :

- replace each \times_j which appears between \subset_s et \supset_t by σ_j^{-1} ,
- replace each \backslash_1 which appears between \subset_s et \supset_t by $\sigma_1 \sigma_2 \dots \sigma_{m-1}$,
- replace each $/_m$ which appears between \subset_s et \supset_t by $\sigma_{m-1} \sigma_{m-2} \dots \sigma_1$,
- replace each subword $\supset_s \times_{i_{1,1}} \dots \times_{i_{r_1,1}} ?_1 \times_{i_{1,2}} \dots \times_{i_{r_2,2}} ?_2 \dots \times_{i_{1,p}} \dots \times_{i_{r_p,p}} ?_1 \subset_t$ with $?_i = \backslash_1, \backslash_3, /_m$ or $/_{m-2}$ by $\sigma_s^{-1} u_{1,1} \dots u_{r_1,1} v_1 u_{1,2} \dots u_{r_2,2} v_2 \dots v_p u_{1,p} \dots u_{r_p,p} \tau_{s,t}$, where

$$u_{j,k} = \begin{cases} \sigma_{i_{j,k}}^{-1} & \text{if } i_{j,k} < s-1, \\ \sigma_{i_{j,k}+2}^{-1} & \text{if } i_{j,k} > s-1, \\ \tau_{s,s+1} \sigma_{s-1}^{-1} \tau_{s+1,s} & \text{if } i_{j,k} = s-1, \end{cases} \quad v_l = \begin{cases} \sigma_1 \sigma_2 \dots \sigma_{m-1} & \text{if } ?_l = \backslash_1, \\ \sigma_2^{-1} \sigma_1^2 \sigma_2 \dots \sigma_{m-1} & \text{if } ?_l = \backslash_3, \\ \sigma_{m-1} \sigma_{m-2} \dots \sigma_1 & \text{if } ?_l = /_m, \\ \sigma_{m-2}^{-1} \sigma_{m-1}^2 \sigma_{m-2} \dots \sigma_1 & \text{if } ?_l = /_{m-2}, \end{cases}$$

$$\tau_{s,t} = \begin{cases} (\sigma_{s+1}^{-1} \sigma_s) (\sigma_{s+2}^{-1} \sigma_{s+1}) \dots (\sigma_t^{-1} \sigma_{t-1}) & \text{if } t > s, \\ (\sigma_{s-1}^{-1} \sigma_s) (\sigma_{s-2}^{-1} \sigma_{s-1}) \dots (\sigma_t^{-1} \sigma_{t+1}) & \text{if } t < s, \\ 1 & \text{if } t = s. \end{cases}$$

Then we obtain a braid $b_{\mathbb{R}}$. We define the braid associated to the \mathcal{L} -scheme A , denoted b_A , as the braid $b_{\mathbb{R}} \Delta_m^n$, where Δ_m is the Garside element of B_m and which is given by

$$\Delta_m = (\sigma_1 \dots \sigma_{m-1}) (\sigma_1 \dots \sigma_{m-2} \sigma_1) \dots (\sigma_1 \sigma_2) \sigma_1.$$

For example, the coding and the braid corresponding to the real \mathcal{L} -scheme in Σ_2 depicted in Figure 2a) are :

$$\supset_3 o_3^2 \times_1 o_2^2 \times_1^4 /_2 \subset_3 \times_2^2 \supset_3 \subset_3 \quad \text{and} \quad \sigma_3^{-3} \sigma_1^{-1} \sigma_2^{-1} \sigma_3 \sigma_2^{-2} \sigma_3^{-1} \sigma_2 \sigma_1^{-4} \sigma_2^{-1} \sigma_3^2 \sigma_2 \sigma_1 \sigma_2^{-2} \sigma_3^{-1} \Delta_4^2$$

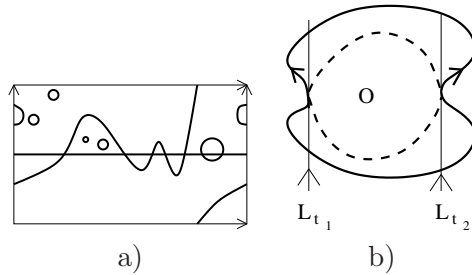


Figure 2:

In [19], the following result is proved, where r is the number of (real) intersection points of A with the exceptionnal section.

Theorem 2.6 *The \mathcal{L} – scheme A is realizable by a pseudo-holomorphic curve of bidegree (m, r) if and only if the braid b_A is quasipositive.*

Proposition 2.7 *Let A an \mathcal{L} – scheme, and A' the \mathcal{L} – scheme obtained from A by one of the following elementary operations :*

$$\begin{aligned} \times_j \supset_{j\pm 1} &\rightarrow \times_{j\pm 1} \supset_j \quad , \quad \subset_{j\pm 1} \times_j \rightarrow \subset_j \times_{j\pm 1} \quad , \quad \times_j u_k \rightarrow u_k \times_j \quad , \\ o_k \subset_k \supset_{k-1} &\longleftrightarrow \subset_k \times_{k-1} \supset_k \longleftrightarrow \subset_{k-1} \supset_k o_k \quad , \\ \subset_j \supset_{j\pm 1} &\rightarrow \emptyset \quad , \quad \subset_j \supset_k \rightarrow \supset_k \subset_j \quad , \quad o_j \rightarrow \emptyset \quad , \end{aligned}$$

where $|k - j| > 1$ and u stands for \times, \subset, \supset .

Then if A is realizable by a pseudo-holomorphic curve of bidegree (m, r) , so is A' .

Moreover, if A is realizable by a dividing pseudo-holomorphic curve of bidegree (m, r) and if A' is obtained from A by one of the previous elementary operations but the last one, so is A' .

According to Proposition 2.7, if an \mathcal{L} -scheme A is realizable by a pseudo-holomorphic curve, so is any \mathcal{L} -scheme obtained from A by some $\subset_j \supset_{j\pm 1} \rightarrow \emptyset$ operations. Unfortunately, as Orevkov showed ([23]), this is not the case for algebraic curves.

In this paper, we use the following tests to show that a given braid is not quasipositive. Propositions 2.8 and 2.9 are corollary of the Murasugi-Tristram inequality (see [19]) and Proposition 2.10 is a corollary of the generalized Fox-Milnor theorem (see [20]).

Proposition 2.8 *If a braid b in B_m is quasipositive and $e(b) < m - 1$, then the Alexander polynomial of b is identically zero.*

Proposition 2.9 *If a braid b in B_m is quasipositive and $e(b) = m - 1$, then all the roots of the Alexander polynomial of b situated on the unit circle are of order at least two.*

Proposition 2.10 *If a braid b in B_m is quasipositive and $e(b) = m - 1$, then $\det(b)$ is a square in \mathbb{Z} .*

One can refer to [18] or [19] for the definitions of the Alexander polynomial and the determinant of a braid.

2.4 Comb theoretical methods

In [21], Orevkov reformulates the existence of real algebraic curves of bidegree $(3, 0)$ realizing a given \mathcal{L} -scheme in Σ_n in terms of some colored graphs on \mathbb{CP}^1 . Guided by this article, we give in this section an efficient algorithm to check whether an \mathcal{L} -scheme is realizable by a real algebraic curve of bidegree $(3, 0)$ in Σ_n .

Using these *Trigonal graphs on \mathbb{CP}^1* , Orevkov ([23]) obtained a classification of curves of bidegree $(3, 0)$ in Σ_n up to isotopy which respects the pencil of lines, in terms of gluing of cubics.

Trigonal graphs on \mathbb{CP}^1

In what follows, n is a positive integer and $P(X, Y) = Y^3 + b_2(X)Y + b_3(X)$ is a real polynomial, where $b_i(X)$ is a real polynomial of degree i in X . By a suitable change of coordinates in Σ_n , any curve of bidegree $(3, 0)$ in Σ_n can be put into this form. Denote by $D = -4b_2^3 - 27b_3^2$ the discriminant of P with respect to the variable Y and consider the rational function $f(X) = \frac{D}{b_3^2} = -\frac{4b_2^3}{b_3^2} - 27$. Color

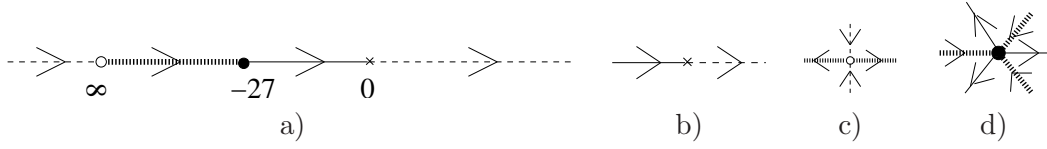


Figure 3:

and orient $\mathbb{R}P^1$ as depicted in Figure 3a). Let Γ be the coloured and oriented graph $f^{-1}(\mathbb{R}P^1)$ with the colouring and the orientation induced by those chosen on $\mathbb{R}P^1$. Then, Γ is a coloured and oriented graph on $\mathbb{C}P^1$, invariant under the action of the complex conjugation. Moreover, Γ has exactly $6n$ vertices depicted in Figure 3a), $3n$ vertices depicted on 3b) and $2n$ vertices depicted on 3c). The intersection of Γ and $\mathbb{R}P^1$ can be extracted from the real part of the curve P as shown on Figure 4 (here we also depicted a small neighborhood of $f^{-1}(\mathbb{R}P^1) \cap \mathbb{R}P^1$ and we omitted the arrows). The correspondances on Figures 4a) and b) are obvious, and those on Figures 4c) and d)

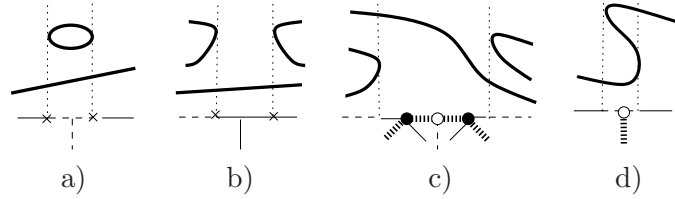


Figure 4:

are given by the two following propositions proved in [21]. Let x_1 and x_2 be two real numbers such that $x_1 < x_2$.

Proposition 2.11 *Suppose the interval $[x_1, x_2]$ verifies the following conditions :*

- *each of the polynomials $P(x_1, Y)$ and $P(x_2, Y)$ has one simple root and one double root,*
- *the double root is greater than the simple root for one of the polynomials $P(x_1, Y)$ and $P(x_2, Y)$ and vice-versa for the other polynomial,*
- *the polynomial $P(x_0, Y)$ has exactly one real root for $x_1 < x_0 < x_2$.*

Then, $[x_1, x_2]$ contains at least two real roots of b_2 and one root of b_3 which is between two real roots of b_2 .

Proposition 2.12 *Suppose the interval $[x_1, x_2]$ verifies the first two conditions in proposition 2.11 and the polynomial $P(x_0, y)$ has exactly three real roots for $x_1 < x_0 < x_2$. Then, $[x_1, x_2]$ contains at least one root of b_3 .*

In the same way, one can associate a colored and oriented graph on $\mathbb{R}P^1$ to an \mathcal{L} -scheme A of bidegree $(3, 0)$ as indicated on Figure 4.

Definition 2.13 *The colored and oriented graph on $\mathbb{R}P^1$ constructed above is called the real graph associated to A .*

Definition 2.14 *Let Γ be a subset of $\mathbb{C}P^1$ and $\pi : \Gamma \rightarrow \mathbb{R}P^1$ a topological ramified covering. Then the coloring and orientation of $\mathbb{R}P^1$ shown on Figure 3a) defines a coloring and an orientation of Γ via π . We say that Γ is a trigonal graph of degree n if*

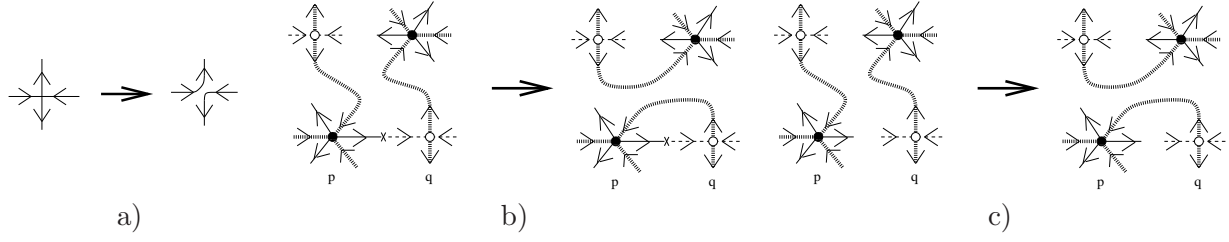


Figure 5:

- Γ has exactly $6n$ vertices depicted in Figure 3a), $3n$ vertices depicted on 3b) and $2n$ vertices depicted on 3c), and no other non-real multiple points,
- The set $\pi^{-1}([\infty; -27])$ is connected.

Theorem 2.15 Let A be an \mathcal{L} -scheme of bidegree $(3, 0)$ in Σ_n and G its real graph. Then A is realizable by real algebraic curves of bidegree $(3, 0)$ in Σ_n if and only if there exists a trigonal graph Γ of degree n such that $\Gamma \cap \mathbb{RP}^1 = G$.

Proof. If there exists such a trigonal graph of degree n , the existence of the desired real algebraic curve is proved in [21].

Suppose there exists a real algebraic curve P realizing A . Define f and Γ as in the beginning of this section. Made all the following operations on one of the halves of $\mathbb{CP}^1 \setminus \mathbb{RP}^1$. The final picture will be obtained by gluing the obtained graph with its image under the complex conjugation.

If Γ has non-real double points, smooth them as depicted on Figure 5a).

If $f^{-1}([\infty; -27])$ is not connected, choose p in $f^{-1}(-27)$ and q in $f^{-1}(\infty)$ which belong to different connected components of $f^{-1}([\infty; -27])$. If p and q belong to the same connected components of Γ , choose p and q such that they are connected in Γ by an arc of $f^{-1}(-27; \infty)$ and apply the operation depicted on Figure 5b) to Γ . Otherwise, choose p and q such that they lie on the boundary of one of the connected components of $\mathbb{CP}^1 \setminus \Gamma$ and apply the operation depicted on Figure 5c) to Γ . Apply these operations until $f^{-1}([\infty; -27])$ is connected. \square

The algorithm

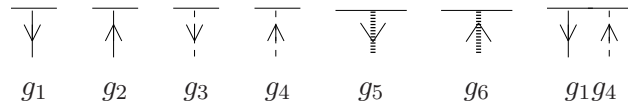


Figure 6:

Denote by CB_n the semigroup generated by the elements g_1, \dots, g_6 in \mathbb{R}^2 depicted in Figure 6. The multiplication of two elements cb_1 and cb_2 in CB is the attachment of the right endpoint of cb_1 to the left endpoint of cb_2 .

Definition 2.16 The elements of CB are called *combs*.

For example, the comb g_1g_4 is depicted on figure 6. The unit element of CB is denoted by 1.

Definition 2.17 A *weighted comb* is a quadruplet $(cb, \alpha, \beta, \gamma)$ in $CB \times \mathbb{Z}^3$.

Consider an \mathcal{L} -scheme A of bidegree $(3, 0)$ in Σ_n satisfying the hypothesis of section 2.3, and its coding $s_1 \dots s_r$ defined in section 2.3, using the symbols \subset , \supset , o and \times . In this coding, replace all the occurrences \times_k (resp. o_k) by $\supset_k \subset_k$ (resp. $\subset_k \supset_k$). This coding is denoted by $r_1 \dots r_q$. Define the weighted combs $(cb_i, \alpha_i, \beta_i, \gamma_i)$ as follows :

- $(cb_0, \alpha_0, \beta_0, \gamma_0) = (1, 6n, 3n, 2n)$
- $(c_1, \alpha_1, \beta_1, \gamma_1) = \begin{cases} (g_3, 6n - 1, 3n, 2n) & \text{if } n \text{ is even and } r_1 = \supset_k \text{ and } r_q = \subset_k, \\ & \text{or } n \text{ is odd and } r_1 = \supset_k \text{ and } r_q = \subset_{k\pm 1}, \\ (g_5, 6n - 1, 3n - 1, 2n) & \text{otherwise,} \end{cases}$
- for $i > 1$,

$$(c_i, \alpha_i, \beta_i, \gamma_i) = \begin{cases} (c_{i-1}g_2, \alpha_{i-1} - 1, \beta_{i-1}, \gamma_{i-1}) & \text{if } r_i = \subset_k \text{ and } r_{i-1} = \supset_k, \\ (c_{i-1}g_3, \alpha_{i-1} - 1, \beta_{i-1}, \gamma_{i-1}) & \text{if } r_i = \supset_k \text{ and } r_{i-1} = \subset_k, \\ (c_{i-1}g_6g_1g_4g_1g_6, \alpha_{i-1} - 1, \beta_{i-1} - 1, \gamma_{i-1} - 2) & \text{if } r_i = \supset_k \text{ and } r_{i-1} = \subset_{k\pm 1}, \\ (c_{i-1}g_5, \alpha_{i-1} - 1, \beta_{i-1} - 1, \gamma_{i-1}) & \text{if } r_i = \subset_k \text{ and } r_{i-1} = \supset_{k\pm 1}. \end{cases}$$

Definition 2.18 One says that the weighted comb $(cb_q, \frac{\alpha_q}{2}, \frac{\beta_q}{2}, \frac{\gamma_q}{2})$ is associated to the \mathcal{L} -scheme A .

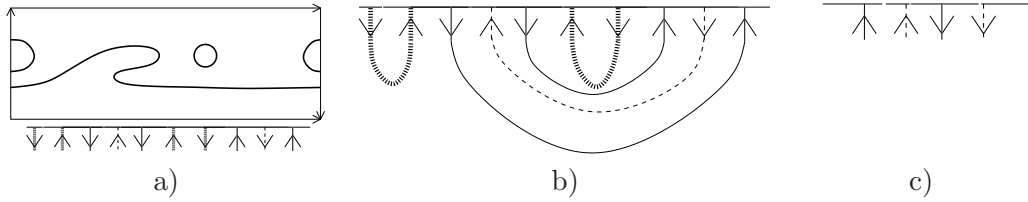


Figure 7:

Definition 2.19 Let cb be a comb. A closure or cb is a subset of \mathbb{R}^2 obtained by joining each generator g_1 (resp. g_3, g_5) in cb to a generator g_2 (resp. g_4, g_6) in cb by a path in \mathbb{R}^2 without double points.

If there exists a closure of cb , one says that cb is closed.

For example, the weighted comb associated to the \mathcal{L} -scheme in Σ_1 depicted in Figure 7a) is $(g_5g_6g_1g_4g_1g_6g_5g_2g_3g_2, 0, 0, 0)$. A closure of this comb is shown on Figure 7b). The comb depicted on Figure 7c) is not closed.

Definition 2.20 A chain of weighted combs is a sequence $(w_i)_{1 \leq i \leq k}$ of weighted combs such that :

$w_k = (cb, 0, 0, 0)$ where cb is a closed comb,
 $\forall i \in \{1 \dots k - 1\}$, the weighted comb w_{i+1} is obtained from w_i by one of the following operations :

- (1) if $\gamma > 0$:
 $g_2 \rightarrow (g_6g_1)^2g_6, \alpha_{i+1} = \alpha_i, \beta_{i+1} = \beta_i, \gamma_{i+1} = \gamma_i - 1$
or $g_5 \mapsto (g_3g_6)^2g_3, \alpha_{i+1} = \alpha_i - 3, \beta_{i+1} = \beta_i, \gamma_{i+1} = \gamma_i - 1$
- (2) if $\alpha > 0$:
 $g_1 \rightarrow g_3, \alpha_{i+1} = \alpha_i - 1, \beta_{i+1} = \beta_i, \gamma_{i+1} = 0$
- (3) else :
 $g_5 \rightarrow g_4g_5g_4, \alpha_{i+1} = 0, \beta_{i+1} = \beta_i - 1, \gamma_{i+1} = 0.$

One says that the chain $(w_i)_{1 \leq i \leq k}$ starts at w_1 .

Definition 2.21 Let w be a weighted comb. The multiplicity of w , denoted by $\mu(w)$, is defined as the number of chains of weighted combs which start at w .

Theorem 2.22 *Let A be an \mathcal{L} -scheme of bidegree $(3, 0)$ in Σ_n and w its associated weighted comb. Then A is realizable by real algebraic curves of bidegree $(3, 0)$ in Σ_n if and only if $\mu(w) > 0$ or $w = (1, 6n, 3n, 2n)$.*

Proof. Let $w = (cb, \alpha, \beta, \gamma)$ be the comb and G be the real graph associated to the \mathcal{L} -scheme A . If $cb = 1$, it is well known that A is realizable by a real algebraic curve of bidegree $(3, 0)$ in Σ_n . Otherwise, a chain of weighted combs starting at w is a reformulation of the statement :

"choose D one of the halves of $\mathbb{CP}^1 \setminus \mathbb{RP}^1$. There exists a finite sequence $(G_i)_{1 \leq i \leq k}$ of subset of \mathbb{CP}^1 such that :

- $G_0 = G$,
- G_k is a trigonal graph such that $G_k \cap \mathbb{RP}^1 = G$,
- for i in $\{1, \dots, \alpha\}$, G_i is obtained from G_{i-1} by one of the gluing in D depicted in Figures 18a) and b). Denote by c the number of gluing depicted in Figure 18b).
- for i in $\{\alpha + 1, \dots, \alpha + \beta - 3c\}$, G_i is obtained from G_{i-1} by the gluing in D depicted in Figure 18c).
- for i in $\{\alpha + \beta - 3c + 1, \dots, k - 2\}$, G_i is obtained from G_{i-1} by the gluing in D depicted in Figure 18d).
- G_{k-1} has no boundary and contains G_{k-2} .
- $k = \alpha + \beta + \gamma - 3c + 2$,
- G_k is the gluing of G_{k-1} and its image under the complex conjugation".

So, according to Theorem 2.15, there exists a chain of weighted combs starting at w if and only if A is realizable by a real algebraic curve of bidegree $(3, 0)$ in Σ_n . \square

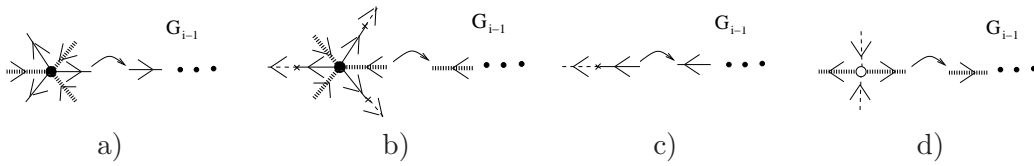


Figure 8:

Theorem 2.22 provides an algorithm to check whether an \mathcal{L} -scheme is realizable by a real algebraic curve of bidegree $(3, 0)$ in Σ_n . In order to reduce computations, one can use the following observations.

Lemma 2.23 *Let cb be a closed comb and Cl one of its closures. Suppose that $cb = c_1 g_{i_1} c_2 g_{i_2} c_3$ and that g_{i_1} and g_{i_2} are joined in Cl . Then the combs $c_1 c_3$ and c_2 contain the same number of g_1 (resp. g_3, g_5) and g_2 (resp. g_4, g_6).*

Proof. Straightforward.

Lemma 2.24 *Let $(cb, 0, \beta, 0)$ be an element of a chain of weighted combs. Then it is possible to join each g_1 in cb to a g_2 in cb by a path in \mathbb{R}^2 without double points, such that if $cb = c_1 g_{i_1} c_2 g_{i_2} c_3$ with g_{i_1} and g_{i_2} joined, then the combs $c_1 c_3$ and c_2 contain the same number of g_1 and g_2 .*

Proof. Straightforward. \square

Lemma 2.25 *Let $(cb, \alpha, \beta, 0)$ be an element of a chain of weighted combs, where $cb = \prod_{j=1}^k g_{i_j}$. Define the equivalence relation \sim on $\{j | i_j = 1 \text{ or } 2\}$ as follows :*

$$r \sim s \text{ if the number of } g_1, g_2, g_3, \text{ and } g_4 \text{ in } \prod_{j=r}^s g_{i_j} \text{ is odd.}$$

Denote by E_1^{cb} and E_2^{cb} the two equivalence classes of \sim . Then

$$|Card(E_1^{cb}) - Card(E_2^{cb})| \leq \alpha.$$

Proof. Choose a chain of weighted combs $(w_i)_{1 \leq i \leq k}$ which contains $(cb, \alpha, \beta, 0)$ and let $(\tilde{cb}, 0, \beta, 0)$ be an element of this chain. Then there exists $l \in \{1 \dots \alpha\}$ such that

$$Card(E_1^{\tilde{cb}}) = Card(E_1^{cb}) - l \text{ and } Card(E_2^{\tilde{cb}}) = Card(E_2^{cb}) - \alpha + l.$$

It is obvious that in a closure of \tilde{cb} , an element of $E_1^{\tilde{cb}}$ has to be joined to an element of $E_2^{\tilde{cb}}$ so the cardinal of these two sets are equal. \square

The algorithm given by Theorem 2.22 improved by Lemmas 2.23, 2.24, and 2.25, is quite efficient : the computations needed in this article have been done in less than 5 seconds on a computer.

2.5 General facts about symmetric curves in the real plane

We denote by B_0 the line $\{y = 0\}$. The involutions c and $conj$ commute, so $s \circ conj$ is an anti-holomorphic involution on $\mathbb{C}P^2$. The real part of this real structure is a real projective plane $\widetilde{\mathbb{R}P^2} = \{[x_0 : ix_1 : x_2] \in \mathbb{C}P^2 | (x_0, x_1, x_2) \in \mathbb{R}^3 \setminus \{0\}\}$, and it is clear that $\widetilde{\mathbb{R}P^2} \cap \mathbb{R}P^2 = \mathbb{R}\Delta \cup \{[0 : 1 : 0]\}$. A symmetric curve C is real for the structures defined by $conj$ and $s \circ conj$. Denote $\widetilde{\mathbb{R}C}$ its real part for $s \circ conj$ and call it the mirror curve of $\mathbb{R}C$.

For a maximal symmetric curve, the real scheme realized by the mirror curve is uniquely determined.

Theorem 2.26 (Fiedler) *The mirror curve of a maximal symmetric curve of degree $2k + 1$ is a nest of depth k with a pseudo-line.*

Denote by \mathcal{L}_p the pencil of lines through the point $[0 : 1 : 0]$ in $\mathbb{C}P^2$. If C is a real symmetric curve of degree 7 in $\mathbb{R}P^2$, the curve $X = C/s$ is a curve of bidegree $(3, 1)$ in Σ_2 and is called the *quotient curve* of C . The \mathcal{L} -scheme realized by $\mathbb{R}X$ is obtained by gluing the \mathcal{L}_p -schemes realized by $\mathbb{R}C$ and $\widetilde{\mathbb{R}C}$ along B_0 .

Conversely, a symmetric curve is naturally associated to an arrangement of a curve X of bidegree $(3, 1)$ and a base in Σ_2 .

Proposition 2.27 (Fiedler) *If C is a dividing symmetric curve of degree d in $\mathbb{R}P^2$, then*

$$Card(\mathbb{R}C \cap \Delta) = d \text{ or } Card(\mathbb{R}C \cap \Delta) = 0$$

Thus, in the case of a dividing symmetric curve of odd degree, all the common points between the curve and B_0 are real.

Proposition 2.28 *Let C be a nonsingular real pseudo-holomorphic symmetric curve in $\mathbb{R}P^2$. Then C is smoothly isotopic to a nonsingular real pseudo-holomorphic symmetric curve C' in $\mathbb{R}P^2$ whose invariant components of $\widetilde{\mathbb{R}C'}$ have all their tangency points with a line of \mathcal{L}_p on B_0 .*

Proof. Suppose that $\widetilde{\mathbb{R}C'}$ have tangency points with a line of \mathcal{L}_p not on B_0 . Then push all the corresponding tangent points of the quotient curve above B_0 applying the first elementary operation of Proposition 2.7. The resulting symmetric curve satisfies the conditions of the proposition. \square

For example, the symmetric curves of degree 4 depicted in Figures 9a) and d) are isotopic in $\mathbb{C}P^2$. The dashed curve represent their mirror curves. The corresponding quotient curves are depicted in Figures 9b) and c).

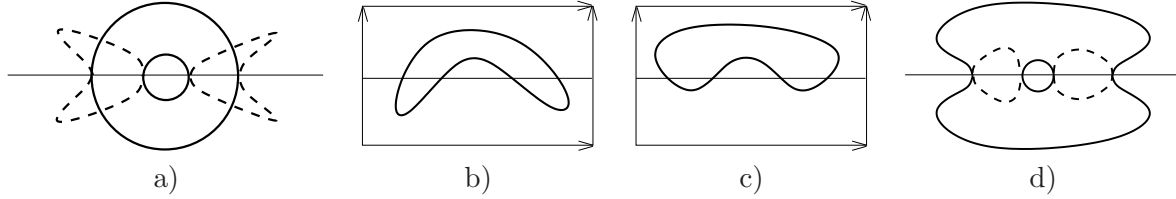


Figure 9:

The curves $\mathbb{R}C$ and $\mathbb{R}C'$ have the same complex orientations. Using the invariant components of $\mathbb{R}C'$, one can apply the Fiedler orientations alternating rule to $\mathbb{R}C'$.

Proposition 2.29 *If C is a dividing symmetric curve in $\mathbb{R}P^2$, then an oval of $\mathbb{R}C$ and an oval of $\widetilde{\mathbb{R}C}$ cannot intersect in more than 1 point.*

Proof. Suppose that a curve C contradicts the lemma. Then according to Proposition 2.28, C is isotopic to a dividing pseudo-holomorphic symmetric curve C' with an invariant oval O of $\mathbb{R}C$, and an oval of $\widetilde{\mathbb{R}C}$ as shown in Figure 2b), which is impossible according to the Fiedler alternating rule. \square

In general, there is no link between the type of the symmetric curve and the type of its quotient curve. However, if both the symmetric curve and its mirror curve are of type I, there is no ambiguity.

Proposition 2.30 (Trille) *If a symmetric curve in $\mathbb{R}P^2$ and its mirror curve are of type I, so is the quotient curve.*

3 Pseudo-holomorphic statements

3.1 Prohibitions for curves of bidegree $(3, 1)$ in Σ_2

Proposition 3.1 *The following real schemes cannot be realized by symmetric pseudo-holomorphic curves of degree 7 in $\mathbb{R}P^2$:*

$$\langle J \amalg \beta \amalg 1 \langle \alpha \rangle \rangle \text{ with } \alpha = 6, 7, 8, 9 \text{ and } \beta = 14 - \alpha, \alpha = 7, 9 \text{ and } \beta = 13 - \alpha.$$

Proof. According to Proposition 2.26, 2.27, the Bezout theorem, Lemmas 2.4 and 2.5, the only possibilities for the \mathcal{L} -schemes of the quotient curves are depicted in Figure 10 for the four M -curves, and in Figures 11a), b) and c), for the two $(M - 1)$ -curves.

The curves in Figures 11a) (resp. c)) and 10c) (resp. d)) have the same position with respect to \mathcal{L} , so they give the same braid. Moreover, the braid corresponding to the curves in Figures 10d) and b) are the same. Thus, according to Lemma 2.4, the corresponding braids are :

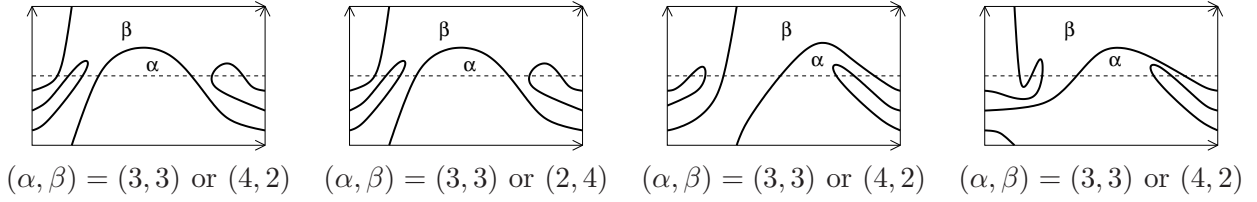


Figure 10:

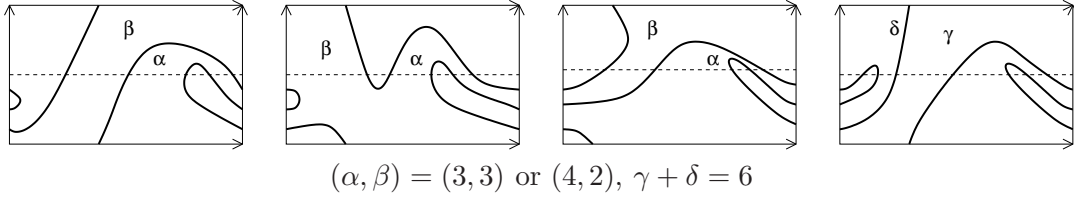


Figure 11:

$$\begin{aligned}
b_{\alpha, \beta}^1 &= \sigma_2 \sigma_1 \sigma_2^{-(1+\beta)} \sigma_1^{-1} \sigma_2 \sigma_1^{-\alpha} \sigma_2^{-1} \sigma_1 \Delta_3^2 \text{ with } (\alpha, \beta) = (3, 3), (4, 2), \\
b_{\alpha, \beta}^2 &= \sigma_1 \sigma_2^{-\beta} \sigma_1^{-1} \sigma_2 \sigma_1^{-\alpha} \Delta_3^2 \text{ with } (\alpha, \beta) = (3, 3), (2, 4), (4, 2), \\
b_{\alpha, \beta}^3 &= \sigma_2^{-1} \sigma_1^{-1} \sigma_2^2 \sigma_1 \sigma_2^{-\beta} \sigma_1^{-1} \sigma_2 \sigma_1^{-\alpha} \Delta_3^2 \text{ with } (\alpha, \beta) = (3, 3), (4, 2), \\
b^4 &= \sigma_2^{-7} \sigma_1 \sigma_2 \Delta_3^2.
\end{aligned}$$

The Alexander polynomials of those braids are

$$\begin{aligned}
p_{3,3}^1 &= p_{3,3}^2 = p_{4,2}^3 = (-1+t)^3, & p_{4,2}^1 &= p_{2,4}^2 = p_{4,2}^2 = p_{3,3}^3 = (-1+t)(t^2-t+1), \\
p^4 &= (-1+t)(t^4-t^3+t^2-t+1).
\end{aligned}$$

In each case, $e(b) = 1$ and the Alexander polynomial is not identically zero. So, according to Proposition 2.8, none of these braids is quasipositive. \square

Proposition 3.2 *The topology of the quotient curve of a maximal nonsingular symmetric pseudo-holomorphic curve in $\mathbb{R}P^2$ of degree 7 with a nest containing at least 2 ovals, with respect to the base $\{y = 0\}$ of Σ_2 is uniquely determined by the real scheme of the symmetric curve.*

Proof. Let C be a symmetric M -curve of degree 7 with a nest containing at least 2 ovals. Then the possible \mathcal{L} -schemes for the quotient curves of C are depicted in Figures 10a) and b) with $\alpha = 1, 2, 3, 4, 5, 6$ if the number of inner ovals is even and in Figures 10c) and d) with $\alpha = 0, 1, 2, 3, 4, 5, 6$ if the number of inner ovals is odd. So, according to Lemma 2.4, the corresponding braids are :

$$\begin{aligned}
b_{\alpha, \beta}^1 &= \sigma_2 \sigma_1 \sigma_2^{-(1+\beta)} \sigma_1^{-1} \sigma_2 \sigma_1^{-\alpha} \sigma_2^{-1} \sigma_1 \Delta_3^2 \text{ with } \alpha + \beta = 6 \text{ and } \alpha = 1, 2, 3, 4, 5, 6, \\
b_{\alpha, \beta}^2 &= \sigma_1 \sigma_2^{-\beta} \sigma_1^{-1} \sigma_2 \sigma_1^{-\alpha} \Delta_3^2 \text{ with } \alpha + \beta = 6 \text{ and } \alpha = 0, 1, 2, 3, 4, 5, 6, \\
b_{\alpha, \beta}^3 &= \sigma_2^{-1} \sigma_1^{-1} \sigma_2^2 \sigma_1 \sigma_2^{-\beta} \sigma_1^{-1} \sigma_2 \sigma_1^{-\alpha} \Delta_3^2 \text{ with } \alpha + \beta = 6 \text{ and } \alpha = 0, 1, 2, 3, 4, 5, 6.
\end{aligned}$$

The braids $b_{3,3}^1$, $b_{4,2}^1$, $b_{2,4}^2$, $b_{3,3}^2$, $b_{4,2}^2$, $b_{3,3}^3$ and $b_{4,2}^3$ were already shown to be not quasipositive in the proof of Proposition 3.1. The Alexander polynomials of the remaining braids are :

$$\begin{aligned}
p_{2,4}^1 &= (1-t+t^2), & p_{6,0}^1 &= p_{0,6}^2 = p_{6,0}^2 = p_{1,5}^3 = (-1+t)(t^4-t^3+t^2-t+1), \\
p_{0,6}^3 &= (t^2+t+1)(t^2-t+1)(-1+t)^3, & p_{5,1}^3 &= (-1+t)(t^2-t+1), \\
p &= 0 \text{ for the other braids.}
\end{aligned}$$

In each case, $e(b) = 1$, so if the Alexander polynomial of the braid is not identically null, according to Proposition 2.8, the braid is not quasipositive. Thus, $b_{\alpha,\beta}^1$ is not quasipositive for $\alpha = 2, 3, 4, 6$, $b_{\alpha,\beta}^2$ is not quasipositive for $\alpha = 0, 2, 3, 4, 6$, and $b_{\alpha,\beta}^3$ is not quasipositive for $\alpha = 0, 1, 3, 4, 5$. The construction in the next section of symmetric M -curves of degree 7 which have not been forbidden in Proposition 3.1 shows that the other braids are quasipositive (however, it is not difficult to check this directly on the braids). Hence, the topology of the quotient curve with respect to the base $\{y = 0\}$ of Σ_2 is uniquely determined by the topology of the symmetric curve. \square

Proposition 3.3 *If C is a maximal nonsingular symmetric pseudo-holomorphic curve in $\mathbb{R}P^2$ of degree 7 with a nest containing only one oval, then the only possibilities for the arrangement of its quotient curve and the base $\{y = 0\}$ of Σ_2 are depicted in Figures 11d) with $(\gamma, \delta) = (4, 2)$ or $(0, 6)$.*

Proof. If C has exactly one inner oval, the \mathcal{L} -schemes of the arrangement of its quotient curve and the base $\{y = 0\}$ of Σ_2 can only be as depicted in 11d). The braids corresponding to these curves are

$$b_{\gamma,\delta}^5 = \sigma_2^{-(1+\delta)} \sigma_1^{-1} \sigma_2^2 \sigma_1 \sigma_2^{-\gamma} \sigma_1^{-1} \sigma_2 \Delta_3^2 \text{ with } \gamma + \delta = 6 \text{ and } \gamma = 0, 1, 2, 3, 4, 5, 6.$$

The corresponding Alexander polynomials are :

$$\begin{aligned} p_{1,5}^5 &= p_{3,3}^5 = (-1+t)(t^2-t+1), & p_{2,4}^5 &= (-1+t)^3, \\ p_{5,1}^5 &= (-1+t)(t^4-t^3+t^2-t+1), & p_{6,0}^5 &= (t^2-t+1)(t^2+t+1)(-1+t)^3, \\ p_{0,6}^5 &= p_{4,2}^5 = 0. \end{aligned}$$

In each case, $e(b) = 1$, so according to Proposition 2.8, only the braids $b_{0,6}^5$ and $b_{4,2}^5$ can be quasipositive. \square

3.2 Prohibitions for reducible curves of bidegree $(4, 1)$ in Σ_2

Proposition 3.4 *The real scheme $\langle J \amalg 7 \amalg 1 \langle 6 \rangle \rangle$ is not realizable by a nonsingular symmetric pseudo-holomorphic curves of degree 7 in $\mathbb{R}P^2$.*

Proof. Here, it is not sufficient to look at the \mathcal{L} -schemes of the quotient curves in Σ_2 only, we look at the mutual arrangement of the quotient curves and a base of Σ_2 . The possible \mathcal{L} -scheme of the quotient curves for the symmetric curve announced above with respect to the base $\{y = 0\}$ are depicted in Figure 12.

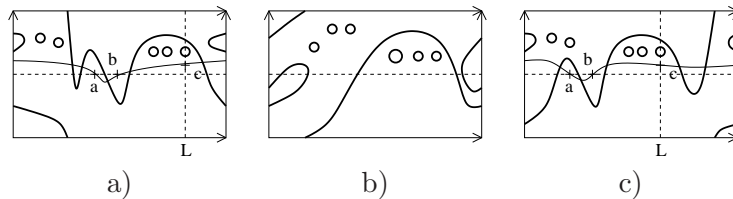


Figure 12:

The \mathcal{L} -scheme in Figures 12b) cannot be realized pseudo-holomorphically : the braid corresponding to this \mathcal{L} -scheme and the Alexander polynomial are :

$$\sigma_1^{-4} \sigma_2^2 \sigma_1^{-3} \sigma_2^{-1} \sigma_1 \Delta_3^2 \quad \text{and} \quad (-1+t)^3$$

The Alexander polynomial is not null although $e(b) = 1$, so according to Proposition 2.8, the braid is not quasipositive.

Consider the base H passing through the points a , b and c in Figures 12a) and c), where c is a point of the fiber L . If the point c varies on L from 0 to ∞ , then, because of the choice of L , for some c , the base H passes through an oval. Now, we want H to pass through the first oval we meet as c varies from 0 to ∞ . The only possible mutual arrangements for H and the quotient curves which do not contradict the Bezout theorem are shown in Figure 13. The corresponding braids are :

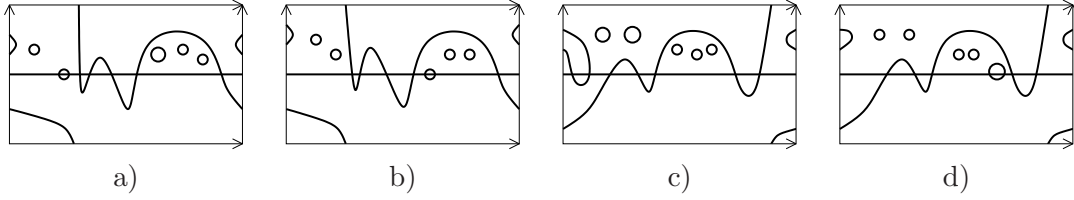


Figure 13:

$$\begin{aligned} b^6 &= \sigma_3^{-2} \sigma_2^{-2} \sigma_3^{-1} \sigma_1 \sigma_2^2 \sigma_1^{-4} \sigma_2^{-1} \sigma_3 \sigma_2^{-3} \sigma_3^{-1} \sigma_2 \sigma_1^{-1} \Delta_4^2, \\ b^7 &= \sigma_3^{-3} \sigma_1 \sigma_2^2 \sigma_1^{-4} \sigma_2^{-1} \sigma_3 \sigma_1^{-2} \sigma_2^{-3} \sigma_3^{-1} \sigma_2 \sigma_1^{-1} \Delta_4^2, \\ b^8 &= \sigma_2^{-2} \sigma_3^{-3} \sigma_1^{-3} \sigma_2^{-1} \sigma_3 \sigma_2^{-3} \sigma_3^{-1} \sigma_2 \sigma_1^{-2} \sigma_2^{-1} \sigma_3^2 \sigma_2 \sigma_1 \Delta_4^2, \\ b^9 &= \sigma_3^{-3} \sigma_1^{-3} \sigma_2^{-1} \sigma_3 \sigma_2^{-2} \sigma_1^{-2} \sigma_2^{-1} \sigma_3^{-1} \sigma_2 \sigma_1^{-2} \sigma_2^{-1} \sigma_3^2 \sigma_2 \sigma_1 \Delta_4^2. \end{aligned}$$

The computation of the corresponding Alexander polynomials gives :

$$\begin{aligned} p^6 &= (t^2 - t + 1)(t^6 - 3t^5 + 6t^4 - 5t^3 + 6t^2 - 3t + 1)(-1 + t)^3, & p^8 &= (-1 + t)^7, \\ p^7 &= (2t^4 - 2t^3 + 3t^2 - 2t + 2)(t^2 - t + 1)^2(-1 + t)^3, & p^9 &= (t^2 - t + 1)(-1 + t)^3. \end{aligned}$$

In each case, $e(b) = 2$, so according to Proposition 2.8, none of these braids is quasipositive. \square

3.3 Utilization of the Rokhlin-Mischachev orientation formula

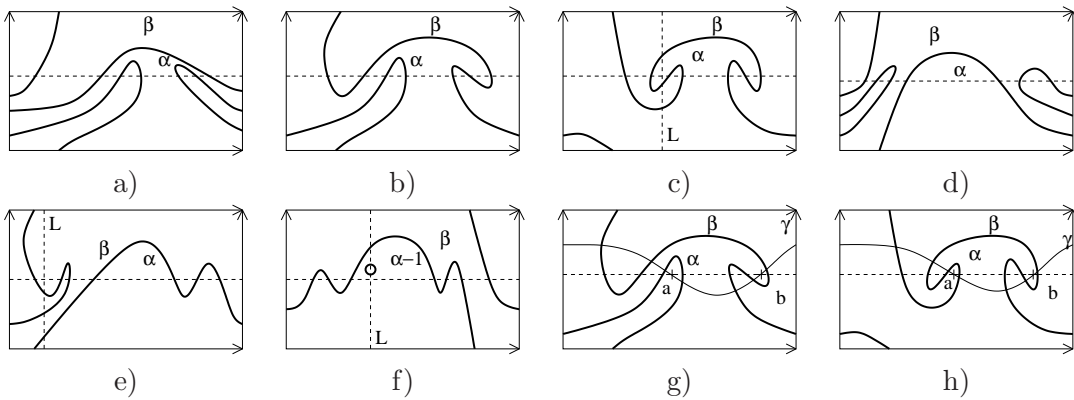


Figure 14:

Lemma 3.5 *There does not exist a symmetric dividing pseudo-holomorphic curve of degree 7 in $\mathbb{R}P^2$ with a quotient curve realizing the \mathcal{L} -scheme depicted in Figures 14a) and d) with $\alpha + \beta$ odd.*

Proof. Such a quotient curve is of type *II* because it is an $(M - 1)$ -curve. The mirror curve of the initial symmetric curve is a nest of depth 3 with an odd component, and so is of type *I*. Thaus, according to Proposition 2.30, the initial symmetric curve cannot be of type *I*. \square

Lemma 3.6 *There does not exist a symmetric dividing pseudo-holomorphic curve of degree 7 in $\mathbb{R}P^2$ with a quotient curve realizing the \mathcal{L} -scheme depicted in Figure 14b) with $\alpha + \beta$ odd.*

Proof. According to the Fiedler orientation alternating rule on symmetric curves corresponding to these quotient curves, the symmetric curves cannot be of type *I* if $\alpha + \beta$ is odd, as the two invariant empty ovals have opposite orientations. \square

Lemma 3.7 *There does not exist a symmetric dividing pseudo-holomorphic curve of degree 7 in $\mathbb{R}P^2$ with a quotient curve realizing the \mathcal{L} -scheme depicted in Figure 14c) with $(\alpha, \beta) = (4, 1), (3, 2), (2, 3)$, and $(1, 2)$.*

Proof. According to the Fiedler orientation alternating rule on symmetric curves corresponding to these quotient curves, the three invariant ovals are positive and that we have $\Lambda_+ - \Lambda_- = 1$, $\Pi_+ - \Pi_- = 0$ if α is odd, and $\Pi_+ - \Pi_- = -2$ if α is even. Thus, the Rokhlin-Mischachev orientation formula is fulfilled only for $(\alpha, \beta) = (3, 2)$. Choose L as the starting line for the pencil \mathcal{L} , and the corresponding braid and its Alexander polynomial are :

$$\sigma_1^{-4} \sigma_2^{-1} \sigma_1 \sigma_2^{-2} \sigma_1 \Delta_3^2 \quad \text{and} \quad (-1 + t)^3.$$

Since $e(b) = 1$, according to Proposition 2.8, the braid is not quasipositive. \square

Lemma 3.8 *There does not exist a symmetric dividing pseudo-holomorphic curve of degree 7 in $\mathbb{R}P^2$ with a quotient curve realizing the \mathcal{L} -scheme depicted in Figure 14e) with $(\alpha, \beta) = (5, 0), (4, 1), (3, 2), (2, 3)$, and $(2, 1)$.*

Proof. According to the Fiedler orientation alternating rule on symmetric curves corresponding to these quotient curves, the two invariant empty ovals have opposite orientations, the non-empty oval is negative, and we have $\Lambda_+ - \Lambda_- = 1$, $\Pi_+ - \Pi_- = 0$ if α is even, and $\Pi_+ - \Pi_- = -2$ if α is odd. Hence, the Rokhlin-Mischachev orientation formula is fulfilled only for $(\alpha, \beta) = (4, 1)$ or $(2, 3)$. Choose L as the starting line for the pencil \mathcal{L} , and the corresponding braids are :

$$b_{\alpha, \beta}^{10} = \sigma_3^{-1} \sigma_2^{-1} \sigma_1^{-1} \sigma_3^{-(1+\beta)} \sigma_2^{-1} \sigma_3 \sigma_2^{-\alpha} \sigma_3^{-1} \sigma_2 \sigma_1^{-3} \sigma_3 \sigma_2 \sigma_1 \sigma_3^{-1} \Delta_4^2.$$

The computation of the corresponding Alexander polynomials gives

$$p_{4,1}^{10} = (t^2 + 1)(t^2 - t + 1)(-1 + t)^3, \quad p_{2,3}^{10} = (t^4 - 2t^3 + 4t^2 - 2t + 1)(-1 + t)^3$$

In each case we have $e(b) = 2$, so according to Proposition 2.8, both braids are not quasipositive. \square

Lemma 3.9 *There does not exist a symmetric dividing pseudo-holomorphic curve of degree 7 in $\mathbb{R}P^2$ with a quotient curve realizing the \mathcal{L} -scheme depicted in Figure 14f) with $(\alpha, \beta) = (5, 0), (3, 2)$, and $(2, 3)$.*

Proof. Choose L as the starting line for the pencil \mathcal{L} , and the corresponding braids are :

$$b_{\alpha, \beta}^{11} = \sigma_2^{-\alpha} \sigma_3^{-1} \sigma_2 \sigma_3^{-\beta} \sigma_1^{-3} \sigma_1 \sigma_2^2 \sigma_1^{-4} \sigma_2^{-1} \sigma_3 \Delta_4^2.$$

The computation of the determinant gives 976 for $b_{5,0}^{11}$ and 592 for $b_{3,2}^{11}$ which are not squares in \mathbb{Z} although $e(b) = 3$. So according to Proposition 2.9, these two braids are not quasipositive.

The computation of the Alexander polynomial of $b_{2,3}^{11}$ gives

$$(t^2 + 1)(t^6 - 5t^5 + 12t^4 - 14t^3 + 12t^2 - 5t + 1)(-1 + t)^2.$$

The number i is a simple root of this polynomial and $e(b) = 3$. Thus, according to Proposition 2.10, this braid is not quasipositive. \square

Proposition 3.10 *The real schemes $\langle J \amalg 2 \amalg 1 \langle 10 \rangle \rangle$ and $\langle J \amalg 6 \amalg 1 \langle 6 \rangle \rangle$ are not realizable by nonsingular symmetric dividing pseudo-holomorphic curves of degree 7 in $\mathbb{R}P^2$.*

Proof. According to the Bezout theorem, Proposition 2.29, Lemma 1 and Lemma 2.5, the only possibilities for the \mathcal{L} -scheme of the quotient curve of such a dividing symmetric curve of degree 7 in $\mathbb{R}P^2$ are depicted in Figures 14a), g) and h) with $(\alpha, \beta + \gamma) = (4, 1)$ and $(2, 3)$ and in Figures 14d), e) and f) with $(\alpha, \beta) = (5, 0)$, and $(3, 2)$. If a curve of bidegree $(3, 0)$ realizes one of the two \mathcal{L} -schemes depicted in Figures 14g) and h) then $\gamma = 0$. Otherwise, the base passing through the points a and b and through an oval γ intersects the quotient curve in more than 7 points, what contradicts the Bezout theorem.

The remaining quotient curves have been prohibited in Lemmas 3.5, 3.6, 3.7, 3.8, and 3.9 \square

Proposition 3.11 *If a nonsingular symmetric dividing pseudo-holomorphic curve of degree 7 in $\mathbb{R}P^2$ realizes the real scheme $\langle J \amalg 8 \amalg 1 \langle 4 \rangle \rangle$, then the \mathcal{L} -scheme of its quotient curve is as depicted in Figure 14c) with $(\alpha, \beta) = (1, 4)$.*

If a nonsingular symmetric dividing pseudo-holomorphic curve of degree 7 in $\mathbb{R}P^2$ realizes the real scheme $\langle J \amalg 2\beta + 2 \amalg 1 \langle 2\alpha \rangle \rangle$ with $(\alpha, \beta) = (4, 1)$ or $(2, 1)$, then the \mathcal{L} -scheme of its quotient curve is as depicted in Figure 14f).

Proof. The proof is the same as for the previous proposition. \square

Proposition 3.12 *The real scheme $\langle J \amalg 4 \amalg 1 \langle 4 \rangle \rangle$ is not realizable by nonsingular symmetric dividing pseudo-holomorphic curves of degree 7 in $\mathbb{R}P^2$.*

Proof. Suppose the contrary. Then, according to Proposition 3.11, the quotient curve X of such a symmetric curve is as depicted in Figure 14f) with $(\alpha, \beta) = (2, 1)$. Using the Fiedler orientation alternating rule, and denoting by ϵ the sign of the two non-invariant outer ovals of the symmetric curve, we have $\Lambda_+ - \Lambda_- = -1 + 2\epsilon$ and $\Pi_+ - \Pi_- = 0$. Thus, the Rokhlin-Mischachev orientation formula is fulfilled only if $\epsilon = -1$. Hence, one of the two complex orientations of the curve is as depicted in Figure 15a). Using once again the Fiedler orientation alternating rule, we see that the pencil of lines through the point p induces an order on the 6 non-invariant ovals of the symmetric curve as depicted in Figure 15a). So the ovals 4 and 1 are not on the same connected component of $\mathbb{R}P^2 \setminus (L_1 \cup L_2)$. The mutual arrangement of the curve X and the quotient curve of $(L_1 \cup L_2)$ (in bold line) is as depicted in Figure 15b). Now, consider the base of Σ_2 which passes through the three ovals of X . It has 9 intersection points with X which contradicts the Bezout theorem. \square

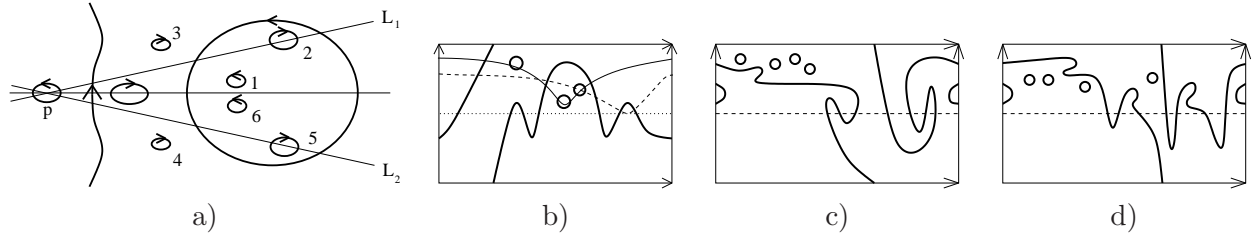


Figure 15:

3.4 Constructions

Proposition 3.13 *There exists nonsingular real pseudo-holomorphic curves of bidegree $(3, 1)$ in Σ_2 such that the \mathcal{L} -scheme realized by the union of this curve and a base is as shown in Figures 15c) and d). In particular, all the real tangency points of the curve with the pencil \mathcal{L} are above the base $\{y = 0\}$.*

Proof. The braids associated to these \mathcal{L} -schemes are

$$b^{12} = \sigma_2^{-1} \sigma_3^{-1} \sigma_2 \sigma_3^{-1} \sigma_2^{-1} \sigma_3^{-3} \sigma_2^{-1} \sigma_3 \sigma_1^{-1} \sigma_2^{-2} \sigma_3^{-1} \sigma_1 \sigma_2^2 \sigma_1^{-1} \sigma_2^{-2} \sigma_1^{-1} \sigma_2^{-1} \Delta_4^2,$$

$$b^{13} = \sigma_2^{-3} \sigma_3^{-1} \sigma_2^{-1} \sigma_3 \sigma_2^{-1} \sigma_3^{-1} \sigma_2 \sigma_1^{-2} \sigma_2^{-1} \sigma_1^{-1} \sigma_3^{-1} \sigma_1 \sigma_2^2 \sigma_1^{-2} \sigma_2^{-1} \sigma_1^{-1} \sigma_2^{-1} \sigma_3 \Delta_4^2.$$

Using the Garside normal form (see [8] or [16]), we see that these braids are trivial, so quasipositive. \square

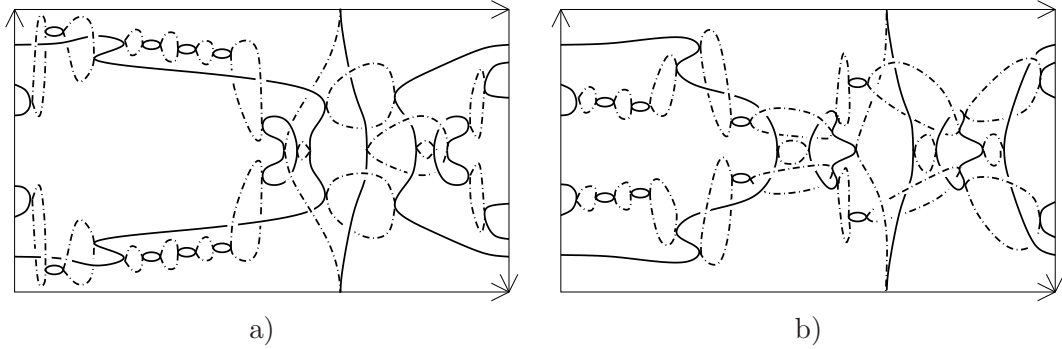


Figure 16:

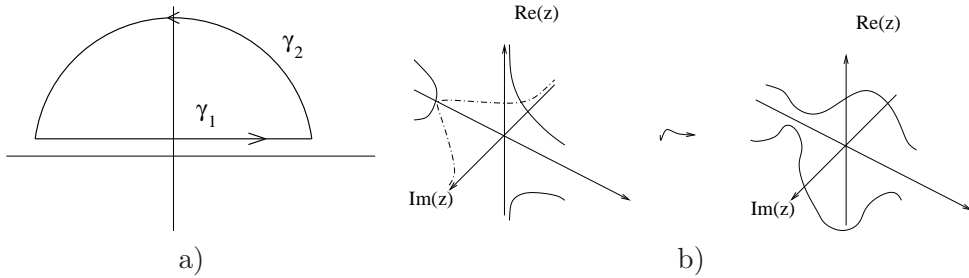


Figure 17:

Denote by C (resp. C') the strict transform by the blow up of \mathbb{CP}^2 at $[0 : 1 : 0]$ of a symmetric nonsingular pseudo-holomorphic curve of degree 7 in \mathbb{RP}^2 corresponding to the quotient curve

depicted in Figure 15c) (resp. d)). If we note p the intersection point of C with the exceptionnal section E and F_p the fiber of Σ_1 through p , the curve C has a tangency point of order 2 with F_p at p .

In order to prove Proposition 3.14, we look closer at the construction of the braid associated to a pseudo-holomorphic curve.

Let us introduce some notations. For $\epsilon > 0$, denote by $\gamma_{1,\epsilon}$ and $\gamma_{2,\epsilon}$ the followings paths

$$\begin{array}{ccc} \gamma_{1,\epsilon} : [-1, 1] & \rightarrow & \mathbb{C} \\ t & \mapsto & \frac{1}{\epsilon}t + i\epsilon \end{array} \quad \text{and} \quad \begin{array}{ccc} \gamma_{2,\epsilon} : [0, 1] & \rightarrow & \mathbb{C} \\ t & \mapsto & \frac{1}{\epsilon}e^{i\Pi t} + i\epsilon \end{array}.$$

Choose γ_ϵ a parametrisation of the union of the image of $\gamma_{1,\epsilon}$ and $\gamma_{2,\epsilon}$ (see Figure 17a)). Denote also by π the projection $\Sigma_1 \rightarrow \mathbb{C}P^1$ on the base $\{y = 0\}$, π' the restriction of π to $\Sigma_1 \setminus E$, $S_A = \pi^{-1}(\mathbb{R}P^1)$, D_ϵ the compact region of \mathbb{C} bounded by γ_ϵ , $b_{1,\epsilon} = \pi'^{-1}(\gamma_{1,\epsilon}([-1 : 1]) \cap A)$, $b_{2,\epsilon} = \pi'^{-1}(\gamma_{2,\epsilon}([0 : 1]) \cap A)$, $b_\epsilon = b_{1,\epsilon}b_{2,\epsilon}$ and $N_\epsilon = \pi'^{-1}(D_\epsilon) \cap A$. Thus, $b_{1,\epsilon}$ and $b_{2,\epsilon}$ are braids and $b_{2,\epsilon} = \Delta_6$.

As C is a real curve, S_C is formed by a real part which is $\mathbb{R}C$, and by a non-real part. This latter space has several connected components which are globally invariant by the complex conjugation. One can deduce S_C (resp. $S_{C'}$) from the quotient curve of C . The curve S_C (resp. $S_{C'}$) is depicted in Figure 16a) (resp. c)), where the bold lines are used to draw $\mathbb{R}C$ and the dash lines are used to draw $S_C \setminus \mathbb{R}C$. According to [19], the braid $b_{1,\epsilon}$ for ϵ small enough can be viewed as a smoothing of S_C .

Proposition 3.14 *The real pseudo-holomorphic curve C constructed above is a dividing curve.*

Proof. Except for the point p , all singular points of S_C are smoothed as explained in Section 2.3. There exist local coordinates (z, w) in a neighborhood of p in Σ_1 such that in this neighborhood, a line of \mathcal{L} has equation $z = \text{const}$ and C has equation $z = \frac{1}{w^2}$. Then, for ϵ small enough, the smoothing of S_C at p is given by the parametrisation

$$\begin{array}{ccc} [0, 1] & \rightarrow & [0, 1] \times \mathbb{C} \\ t & \mapsto & (\epsilon e^{i\Pi(1-t)}, \pm \frac{1}{\epsilon} e^{-\frac{i\Pi(1-t)}{2}}). \end{array}$$

So the smoothing of the connected component of C which contain p is depicted in Figure 17b). The closure of the braid b_ϵ corresponding to C has 6 components denoted by L_1, \dots, L_6 as depicted in Figure 18. By the Riemann-Hurwitz formula, we have

$$\mu(N_\epsilon) = g(N_\epsilon) + \frac{\mu(\hat{b}_\epsilon) + 6 - e(b_\epsilon)}{2}$$

, where $\mu(N_\epsilon)$ the number of connected components of N_ϵ and $g(N_\epsilon)$ the sum of the genus of the connected components of N_ϵ . We have $\mu(\hat{b}_\epsilon) = 6$, $e(b_\epsilon) = 0$ and $\mu(N_\epsilon) \leq 6$, so N_ϵ is composed by 6 discs. Denote these discs $D_{1,\epsilon}, \dots, D_{6,\epsilon}$ in such a way that $\partial D_{i,\epsilon} = L_{i,\epsilon}$. Define also $\overline{D_{i,\epsilon}} = \text{conj}(D_{i,\epsilon})$. As $\epsilon \rightarrow 0$, these 12 discs glue together along S_C , and C is the result of this gluing. Moreover, $C \setminus \mathbb{R}C$ is the result of the gluing of these 12 discs along $S_C \setminus \mathbb{R}C$. Hence, to find the type of C , we just have to study how the 12 discs glue along $S_C \setminus \mathbb{R}C$.

Denote by $D_{i,\epsilon} || D_{j,\epsilon}$ the relation “ $D_{i,\epsilon}$ glue with $D_{j,\epsilon}$ along a connected component of $S_C \setminus \mathbb{R}C$ as $\epsilon \rightarrow 0$ ”. Using the fact that each connected component of $S_C \setminus \mathbb{R}C$ is globally invariant by the complex conjugation, we have (see Figure 18a)) :

$$\begin{array}{ccccc} D_{1,\epsilon} || \overline{D_{2,\epsilon}}, & D_{1,\epsilon} || \overline{D_{6,\epsilon}}, & D_{1,\epsilon} || \overline{D_{4,\epsilon}}, & D_{2,\epsilon} || \overline{D_{3,\epsilon}}, & D_{2,\epsilon} || \overline{D_{5,\epsilon}}, \\ D_{3,\epsilon} || \overline{D_{6,\epsilon}}, & D_{3,\epsilon} || \overline{D_{4,\epsilon}}, & D_{4,\epsilon} || \overline{D_{5,\epsilon}}, & D_{5,\epsilon} || \overline{D_{6,\epsilon}}, & D_{i,\epsilon} || \overline{D_{j,\epsilon}} \implies D_{j,\epsilon} || \overline{D_{i,\epsilon}}. \end{array}$$

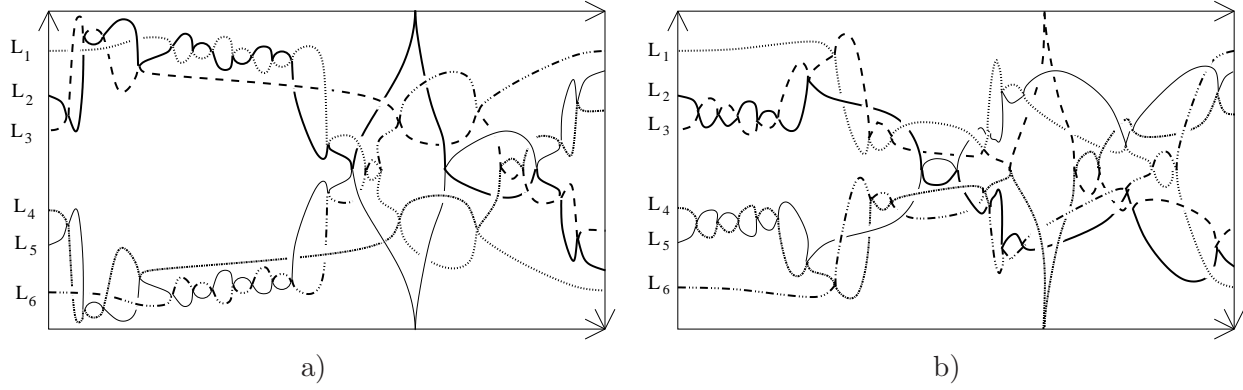


Figure 18:

The curve C is a dividing curve if and only if there exist two equivalence classes for \parallel . Here the equivalent classes are $\{D_{1,\epsilon}, D_{3,\epsilon}, D_{5,\epsilon}, \overline{D_{2,\epsilon}}, \overline{D_{4,\epsilon}}, \overline{D_{6,\epsilon}}\}$ and $\{D_{2,\epsilon}, D_{4,\epsilon}, D_{6,\epsilon}, \overline{D_{1,\epsilon}}, \overline{D_{3,\epsilon}}, \overline{D_{5,\epsilon}}\}$. Hence, C is a dividing curve and the proposition is proved. \square

Proposition 3.15 *The real pseudo-holomorphic curve C' constructed above is a dividing curve.*

Proof. We keep the same notations than in Proposition 3.14. As in this proposition, the closure of the braid b_ϵ has 6 components, the surface N_ϵ is composed by 6 discs and the two equivalence classes for the relation \parallel are $\{D_{1,\epsilon}, D_{2,\epsilon}, D_{4,\epsilon}, \overline{D_{3,\epsilon}}, \overline{D_{5,\epsilon}}, \overline{D_{6,\epsilon}}\}$ and $\{D_{3,\epsilon}, D_{5,\epsilon}, D_{6,\epsilon}, \overline{D_{1,\epsilon}}, \overline{D_{2,\epsilon}}, \overline{D_{4,\epsilon}}\}$ (see Figure 18b)). Hence, C is a dividing curve and the proposition is proved. \square

Corollary 3.16 *The complex schemes $\langle J\Pi 4_+ \Pi 4_- \Pi 1_+ \langle 2_+ \Pi 2_- \rangle \rangle_I$ and $\langle J\Pi 2_+ \Pi 2_- \Pi 1_+ \langle 4_+ \Pi 4_- \rangle \rangle_I$ are realizable by nonsingular symmetric real pseudo-holomorphic curves of degree 7 in $\mathbb{R}P^2$.*

4 Algebraic statements

4.1 Prohibitions

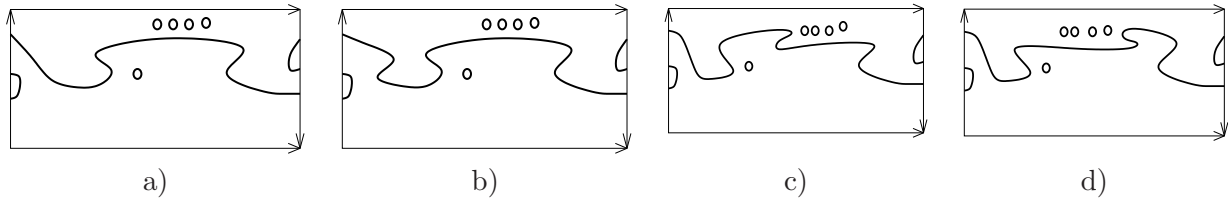


Figure 19:

Lemma 4.1 *The \mathcal{L} -schemes depicted in Figures 19b), c) and d) are not realizable by nonsingular real pseudo-holomorphic curves of bidegree $(3, 0)$ in Σ_3 .*

Proof. Compute the braids associated to these \mathcal{L} -schemes :

$$\begin{aligned} b^{14} &= \sigma_1^{-1} \sigma_2^{-1} \sigma_1^{-2} \sigma_2^{-1} \sigma_1 \sigma_2^{-4} \sigma_1^{-1} \Delta_3^3, & b^{15} &= \sigma_1^{-1} \sigma_2^{-1} \sigma_1^{-1} \sigma_2^{-5} \sigma_1^{-1} \Delta_3^3, \\ b^{16} &= \sigma_1^{-1} \sigma_2^{-1} \sigma_1^{-1} \sigma_2^{-1} \sigma_1 \sigma_2^{-4} \sigma_1^{-1} \sigma_2^{-1} \Delta_3^3. \end{aligned}$$

These braids verify $e(b) = 0$, so they are quasipositive if and only if they are trivial. Computing their Garside normal form (see [8] or [16]), we find

$$p^{14}\sigma_2^3\sigma_1^2\sigma_2^2\sigma_1^2\Delta_3^{-3}, \quad p^{15}\sigma_1\sigma_2^2\sigma_1^2\sigma_2^2\sigma_1^2\Delta_3^{-3}, \quad p^{16}\sigma_1\sigma_2^3\sigma_1^2\sigma_2^2\sigma_1\Delta_3^{-3}.$$

Thus, no one of these braids is quasipositive. \square

Lemma 4.2 *The \mathcal{L} -scheme depicted in Figure 19a) is not realizable by nonsingular real algebraic curves of bidegree $(3, 0)$ in Σ_3 .*

Proof. The weighted comb associated to this \mathcal{L} -scheme is

$$w_1 = (g_3g_6g_1g_4g_1g_6g_5g_2g_3g_6g_1g_4g_1g_6(g_3g_2)^3g_3g_6g_1g_4g_1g_6g_5g_2, 1, 2, 0).$$

We have $\mu(w_1) = 0$ so, according to Proposition 2.22 the lemma is proved.

Proposition 4.3 *The real scheme $\langle JII8II1\langle 4 \rangle \rangle$ is not realizable by nonsingular symmetric dividing real algebraic curves of degree 7 in $\mathbb{R}P^2$.*

Proof. Suppose that there exists a dividing symmetric curve which contradict the lemma. The real algebraic curve of bidegree $(3, 0)$ in Σ_3 obtained under a blow up of Σ_2 at the intersection point of the quotient curve and the exceptionnal section and a blow down of the strict transform of the fiber has a double point with non-real tangents. Smooth this double point in order to obtain an oval. Then, according to Propositions 3.11 and 2.22, the only possible \mathcal{L} -schemes which can be obtained are depicted in Figures 19a), b), c) and d). However, according to Lemmas 4.1 and 4.2, these \mathcal{L} -schemes are not algebraically realizable so there is a contradiction. \square

Lemma 4.4 *The \mathcal{L} -schemes depicted in Figures 20a), ..., f) are not realizable by nonsingular real pseudo-holomorphic curves of bidegree $(3, 0)$ in Σ_5 .*

Proof. Compute the braids associated to these \mathcal{L} -schemes :

$$\begin{aligned} b^{17} &= \sigma_2^{-3}\sigma_1^{-1}\sigma_2^{-1}\sigma_1^{-1}\sigma_2\sigma_1^{-1}c, & b^{18} &= \sigma_2^{-2}\sigma_1^{-2}\sigma_2^{-2}\sigma_1^{-1}\sigma_2\sigma_1^{-1}c, \\ b^{19} &= \sigma_2^{-2}\sigma_1^{-1}\sigma_2^{-2}\sigma_1^{-1}\sigma_2\sigma_1^{-1}\sigma_2^{-1}c, & b^{20} &= \sigma_2^{-4}\sigma_1^{-2}\sigma_2\sigma_1^{-1}c, \\ b^{21} &= \sigma_2^{-1}\sigma_1^{-1}\sigma_2^{-1}\sigma_1^{-1}\sigma_2^{-2}\sigma_1^{-1}\sigma_2\sigma_1^{-1}c, & b^{22} &= \sigma_2^{-2}\sigma_1^{-2}\sigma_2^{-1}\sigma_1\sigma_2^{-2}\sigma_1^{-1}\sigma_2\sigma_1^{-1}c, \\ & & & \text{where } c = \sigma_1^{-3}\sigma_2^{-1}\sigma_1\sigma_2^{-4}\sigma_1^{-1}\sigma_2\Delta_3^5. \end{aligned}$$

The braids b^{17} and b^{21} verify $e(b) = 2$, and the computation of their determinant gives 301 and 805, which are not squares in \mathbb{Z} . So according to Proposition 2.9, these two braids are not quasipositive.

The braids b^{18} , b^{19} , b^{20} , and b^{22} verify $e(b) = 1$, and the computation of their Alexander polynomials gives

$$\begin{aligned} p^{18} &= (-1+t)(t^2+1)(t^2-t+1), \\ p^{19} &= (-1+t)(t^2-t+1)(t^2+1)(t^6-t^5+2t^4-3t^3+2t^2-t+1), \\ p^{20} &= (-1+t)(t^4-t^3+2t^2-2t+1)(t^4-2t^3+2t^2-t+1)(t^2+1)^2, \\ p^{22} &= (-1+t)(t^4-t^3+t^2-t+1)(t^6-2t^5+4t^4-5t^3+4t^2-2t+1)(t^2-t+1)(t^2+1). \end{aligned}$$

According to Proposition 2.8, these four braids are not quasipositive. \square

Lemma 4.5 *The \mathcal{L} -schemes depicted in Figures 20g), ..., l) are not realizable by nonsingular real algebraic curves of bidegree $(3, 0)$ in Σ_5 .*

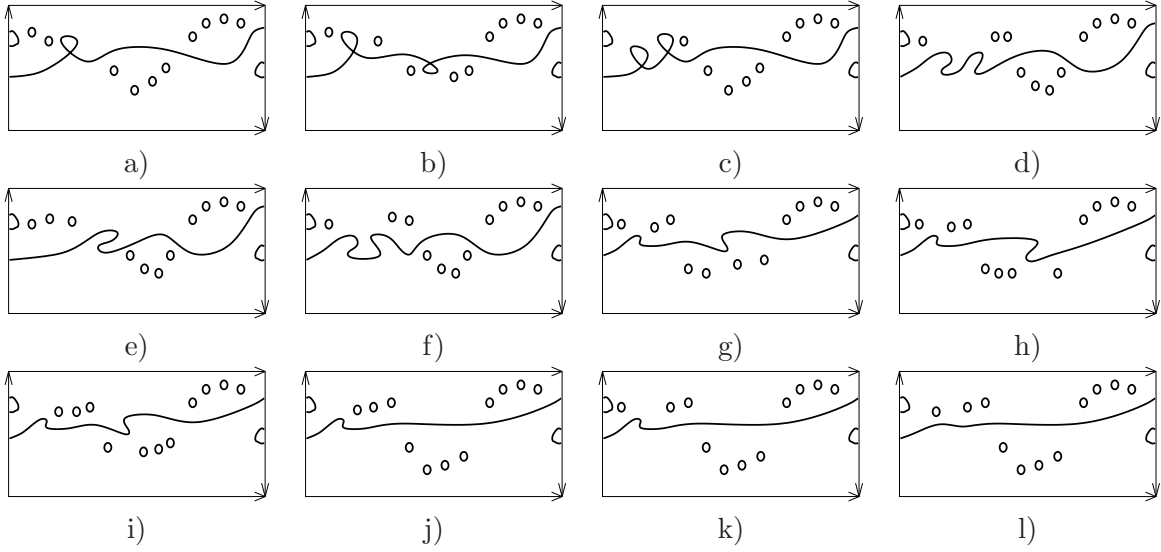


Figure 20:

Proof. The weighted combs associated to these \mathcal{L} -schemes are

$$\begin{aligned}
 w_2 &= (ag_3bg_5g_2ag_3bag_3bg_5g_2ag_3ba^3g_3b, 1, 4, 0), & w_5 &= (g_3bg_5g_2a^2g_3b(a^3g_3b)^2, 2, 5, 1), \\
 w_3 &= (ag_3bg_5g_2ag_3ba^3g_5bg_3ba^3g_3b, 1, 4, 0), & w_6 &= (ag_3bg_5g_2ag_3b(a^3g_3b)^2, 2, 5, 1), \\
 w_4 &= (g_3bg_5g_2a^2g_3bg_3bg_5g_2a^2g_3ba^3g_3b, 1, 4, 0), & w_7 &= ((a^3g_3b)^3, 3, 6, 2).
 \end{aligned}$$

where $a = g_3g_2$ and $b = g_6g_1g_4g_1g_6$.

The multiplicity of all these weighted comb is 0. Thus, according to Proposition 2.22, none of these \mathcal{L} -schemes is relizable by nonsingular real algebraic curves of bidegree $(3, 0)$ in Σ_5 . \square

Definition 4.6 A \mathcal{L} -scheme is minimal if no operation $\subset_j \supset_{j\pm 1} \rightarrow \emptyset$ is possible.

Proposition 4.7 The real scheme $\langle JII4II1\langle 8 \rangle \rangle$ is not realizable by nonsingular symmetric dividing real algebraic curves of degree 7 in \mathbb{RP}^2 .

Proof. Suppose that there exists a dividing symmetric curve which contradict the lemma. Then, according to Proposition 3.11, the only possible minimal \mathcal{L} -scheme for its quotient curve with respect to a base is depicted in Figure 14f). Blowing up Σ_2 at the intersection point of the quotient curve and the exceptionnal section and blowing down the strict transform of the fiber, we obtain a curve of bidegree $(3, 0)$ in Σ_3 with a double point with non-real tangents at p and arranged with respect to a base of Σ_3 as shown in Figure 21a). Then the cubic resolvante (see [27]) of the union of the base and the curve of bidegree $(3, 0)$ is a real algebraic curve of bidegree $(3, 0)$ on Σ_6 , depicted in Figure 21b). The point p is a triple point and the other singular points are double points with non-real tangents. Smoothing all the double points in order to obtain ovals, blowing up Σ_6 at p and blowing down the strict transform of the fiber, we obtain a nonsingular algebraic curve C of bidegree $(3, 0)$ in Σ_5 realizing the minimal \mathcal{L} -scheme depicted in Figure 21c). According to Proposition 2.7 and Lemma 4.4, the only possibilities for the \mathcal{L} -scheme realized by C which do not contradict obviously Proposition 2.22 are depicted in Figures 20g), ..., l). It has been proved in Lemma 4.5 that all these \mathcal{L} -schemes are not algebraically realizable, so there is a contradiction. \square

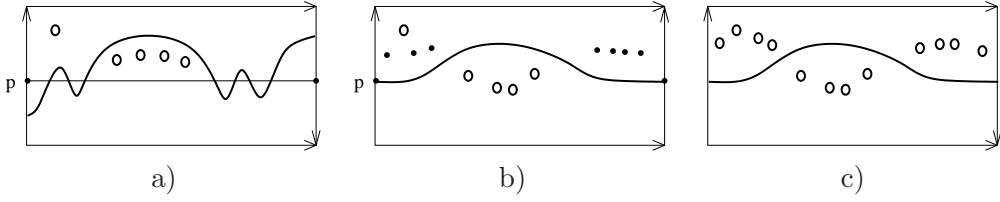


Figure 21:

4.2 Perturbation of a reducible symmetric curve

The standard method to construct a lot of different isotopy types of nonsingular algebraic curves is to perturb a singular curve in many ways. So the first idea to construct symmetric algebraic curves is to perturb in many symmetric ways a singular symmetric algebraic curve.

Proposition 4.8 *All the real schemes listed in table 4.8 are realizable by nonsingular symmetric real algebraic curves of degree 7 in \mathbb{RP}^2 . Moreover, those marked with a * are realized by a dividing symmetric curve and those marked with a $^\circ$ are realized by a non-dividing curve.*

$\langle J \rangle^\circ$	$\langle J \amalg 10 \amalg 1 \langle 1 \rangle \rangle^\circ$	$\langle J \amalg 8 \amalg 1 \langle 3 \rangle \rangle^\circ$	$\langle J \amalg 1 \langle 6 \rangle \rangle^\circ$	$\langle J \amalg 1 \langle 9 \rangle \rangle^\circ$
$\langle J \amalg 1 \rangle^\circ$	$\langle J \amalg 11 \amalg 1 \langle 1 \rangle \rangle^{\circ,*}$	$\langle J \amalg 9 \amalg 1 \langle 3 \rangle \rangle^{\circ,*}$	$\langle J \amalg 1 \amalg 1 \langle 6 \rangle \rangle^\circ$	$\langle J \amalg 1 \amalg 1 \langle 9 \rangle \rangle^{\circ,*}$
$\langle J \amalg 2 \rangle^\circ$	$\langle J \amalg 12 \amalg 1 \langle 1 \rangle \rangle^\circ$	$\langle J \amalg 10 \amalg 1 \langle 3 \rangle \rangle^\circ$	$\langle J \amalg 2 \amalg 1 \langle 6 \rangle \rangle^\circ$	$\langle J \amalg 2 \amalg 1 \langle 9 \rangle \rangle^\circ$
$\langle J \amalg 3 \rangle^\circ$	$\langle J \amalg 13 \amalg 1 \langle 1 \rangle \rangle^*$	$\langle J \amalg 11 \amalg 1 \langle 3 \rangle \rangle^*$	$\langle J \amalg 3 \amalg 1 \langle 6 \rangle \rangle^\circ$	$\langle J \amalg 3 \amalg 1 \langle 9 \rangle \rangle^{\circ,*}$
$\langle J \amalg 4 \rangle^\circ$			$\langle J \amalg 4 \amalg 1 \langle 6 \rangle \rangle^{\circ,*}$	
$\langle J \amalg 5 \rangle^\circ$	$\langle J \amalg 1 \langle 2 \rangle \rangle^\circ$	$\langle J \amalg 4 \langle 1 \rangle \rangle^\circ$		
$\langle J \amalg 6 \rangle^\circ$	$\langle J \amalg 1 \amalg 1 \langle 2 \rangle \rangle^\circ$	$\langle J \amalg 1 \amalg 1 \langle 4 \rangle \rangle^\circ$	$\langle J \amalg 6 \amalg 1 \langle 6 \rangle \rangle^\circ$	
$\langle J \amalg 7 \rangle^{\circ,*}$	$\langle J \amalg 2 \amalg 1 \langle 2 \rangle \rangle^{\circ,*}$	$\langle J \amalg 2 \amalg 1 \langle 4 \rangle \rangle^{\circ,*}$		$\langle J \amalg 1 \langle 10 \rangle \rangle^{\circ,*}$
$\langle J \amalg 8 \rangle^\circ$	$\langle J \amalg 3 \amalg 1 \langle 2 \rangle \rangle^\circ$	$\langle J \amalg 3 \amalg 1 \langle 4 \rangle \rangle^\circ$		$\langle J \amalg 1 \amalg 1 \langle 10 \rangle \rangle^\circ$
$\langle J \amalg 9 \rangle^{\circ,*}$	$\langle J \amalg 4 \amalg 1 \langle 2 \rangle \rangle^{\circ,*}$	$\langle J \amalg 4 \amalg 1 \langle 4 \rangle \rangle^\circ$		$\langle J \amalg 2 \amalg 1 \langle 10 \rangle \rangle^\circ$
$\langle J \amalg 10 \rangle^\circ$	$\langle J \amalg 5 \amalg 1 \langle 2 \rangle \rangle^\circ$	$\langle J \amalg 5 \amalg 1 \langle 4 \rangle \rangle^\circ$	$\langle J \amalg 1 \langle 7 \rangle \rangle^\circ$	$\langle J \amalg 3 \amalg 1 \langle 10 \rangle \rangle^\circ$
$\langle J \amalg 11 \rangle^{\circ,*}$	$\langle J \amalg 6 \amalg 1 \langle 2 \rangle \rangle^\circ$	$\langle J \amalg 6 \amalg 1 \langle 4 \rangle \rangle^{\circ,*}$	$\langle J \amalg 1 \amalg 1 \langle 7 \rangle \rangle^{\circ,*}$	$\langle J \amalg 4 \amalg 1 \langle 10 \rangle \rangle^*$
$\langle J \amalg 12 \rangle^\circ$	$\langle J \amalg 7 \amalg 1 \langle 2 \rangle \rangle^\circ$		$\langle J \amalg 2 \amalg 1 \langle 7 \rangle \rangle^\circ$	
$\langle J \amalg 13 \rangle^{\circ,*}$	$\langle J \amalg 8 \amalg 1 \langle 2 \rangle \rangle^{\circ,*}$	$\langle J \amalg 8 \amalg 1 \langle 4 \rangle \rangle^\circ$	$\langle J \amalg 3 \amalg 1 \langle 7 \rangle \rangle^{\circ,*}$	$\langle J \amalg 1 \langle 11 \rangle \rangle^\circ$
$\langle J \amalg 14 \rangle^\circ$	$\langle J \amalg 9 \amalg 1 \langle 2 \rangle \rangle^\circ$			$\langle J \amalg 1 \amalg 1 \langle 11 \rangle \rangle^{\circ,*}$
$\langle J \amalg 15 \rangle^*$	$\langle J \amalg 10 \amalg 1 \langle 2 \rangle \rangle^\circ$	$\langle J \amalg 10 \amalg 1 \langle 4 \rangle \rangle^*$	$\langle J \amalg 5 \amalg 1 \langle 7 \rangle \rangle^*$	$\langle J \amalg 2 \amalg 1 \langle 11 \rangle \rangle^\circ$
	$\langle J \amalg 11 \amalg 1 \langle 2 \rangle \rangle^\circ$			$\langle J \amalg 3 \amalg 1 \langle 11 \rangle \rangle^*$
$\langle J \amalg 1 \langle 1 \rangle \rangle^\circ$	$\langle J \amalg 12 \amalg 1 \langle 2 \rangle \rangle^*$	$\langle J \amalg 1 \langle 5 \rangle \rangle^\circ$		
$\langle J \amalg 1 \amalg 1 \langle 1 \rangle \rangle^\circ$		$\langle J \amalg 1 \amalg 1 \langle 5 \rangle \rangle^\circ$		$\langle J \amalg 1 \langle 12 \rangle \rangle^\circ$
$\langle J \amalg 2 \amalg 1 \langle 1 \rangle \rangle^\circ$	$\langle J \amalg 1 \langle 3 \rangle \rangle^\circ$	$\langle J \amalg 2 \amalg 1 \langle 5 \rangle \rangle^\circ$	$\langle J \amalg 1 \langle 8 \rangle \rangle^\circ$	
$\langle J \amalg 3 \amalg 1 \langle 1 \rangle \rangle^{\circ,*}$	$\langle J \amalg 1 \amalg 1 \langle 3 \rangle \rangle^\circ$	$\langle J \amalg 3 \amalg 1 \langle 5 \rangle \rangle^{\circ,*}$	$\langle J \amalg 1 \amalg 1 \langle 8 \rangle \rangle^\circ$	$\langle J \amalg 2 \amalg 1 \langle 12 \rangle \rangle^*$
$\langle J \amalg 4 \amalg 1 \langle 1 \rangle \rangle^\circ$	$\langle J \amalg 2 \amalg 1 \langle 3 \rangle \rangle^\circ$	$\langle J \amalg 4 \amalg 1 \langle 5 \rangle \rangle^\circ$	$\langle J \amalg 2 \amalg 1 \langle 8 \rangle \rangle^{\circ,*}$	
$\langle J \amalg 5 \amalg 1 \langle 1 \rangle \rangle^\circ$	$\langle J \amalg 3 \amalg 1 \langle 3 \rangle \rangle^{\circ,*}$	$\langle J \amalg 5 \amalg 1 \langle 5 \rangle \rangle^{\circ,*}$	$\langle J \amalg 3 \amalg 1 \langle 8 \rangle \rangle^\circ$	$\langle J \amalg 1 \langle 13 \rangle \rangle^\circ$
$\langle J \amalg 6 \amalg 1 \langle 1 \rangle \rangle^\circ$	$\langle J \amalg 4 \amalg 1 \langle 3 \rangle \rangle^\circ$	$\langle J \amalg 6 \amalg 1 \langle 5 \rangle \rangle^\circ$	$\langle J \amalg 4 \amalg 1 \langle 8 \rangle \rangle^\circ$	$\langle J \amalg 1 \amalg 1 \langle 13 \rangle \rangle^*$
$\langle J \amalg 7 \amalg 1 \langle 1 \rangle \rangle^{\circ,*}$	$\langle J \amalg 5 \amalg 1 \langle 3 \rangle \rangle^{\circ,*}$	$\langle J \amalg 7 \amalg 1 \langle 5 \rangle \rangle^{\circ,*}$		
$\langle J \amalg 8 \amalg 1 \langle 1 \rangle \rangle^\circ$	$\langle J \amalg 6 \amalg 1 \langle 3 \rangle \rangle^\circ$	$\langle J \amalg 8 \amalg 1 \langle 5 \rangle \rangle^\circ$		$\langle J \amalg 1 \amalg 1 \langle 1 \langle 1 \rangle \rangle \rangle^*$
$\langle J \amalg 9 \amalg 1 \langle 1 \rangle \rangle^{\circ,*}$	$\langle J \amalg 7 \amalg 1 \langle 3 \rangle \rangle^{\circ,*}$	$\langle J \amalg 9 \amalg 1 \langle 5 \rangle \rangle^*$		

Proof. In order to apply the Viro method without change of coordinates, we consider here symmetry with respect to the line $\{y - z = 0\}$. Consider the union of the line $\{x = 0\}$ and three symmetric

conics in $\mathbb{R}P^2$ tangent to each other into the two symmetric points $[0 : 0 : 1]$ and $[0 : 1 : 0]$. Using the Viro method (see [33], [36]) and the classification, up to isotopy, of the curves of degree 7 in $\mathbb{R}P^2$ with the only singular point Z_{15} established by A. B. Korchagin in [17], we perturb these reducible symmetric curves. In order to obtain nonsingular symmetric curves, we have to perturb symmetrically the two singular points. That is to say, if we perturb the singular point at $[0 : 0 : 1]$ gluing the chart of a polynomial $P(x, y)$, we have to perturb the singular point at $[0 : 1 : 0]$ gluing the chart of the polynomial $y^7 P(\frac{x}{y}, \frac{1}{y})$. \square

Remark. Using this method, we constructed nonsingular symmetric algebraic curves of degree 7 in $\mathbb{R}P^2$ realizing the complex schemes $\langle J \amalg 4_+ \amalg 5_- \amalg 1_+ \langle 1_+ \rangle \rangle_I$ and $\langle J \amalg 3_+ \amalg 6_- \amalg 1_- \langle 1_+ \rangle \rangle_I$. So unlike in the M -curves case, the real scheme of a nonsingular symmetric curves of degree 7 in $\mathbb{R}P^2$ does not determine its complex scheme.

Proposition 4.9 *The complex schemes $\langle J \amalg 1_- \langle 1_+ \amalg 3_- \rangle \rangle_I$, $\langle J \amalg 2_+ \amalg 3_- \amalg 1_- \langle 1_- \rangle \rangle_I$ and $\langle J \amalg 1_- \amalg 1_- \langle 2_+ \amalg 3_- \rangle \rangle_I$ are realizable by nonsingular symmetric real algebraic dividing curves of degree 7 in $\mathbb{R}P^2$.*

Proof. In [14], symmetric sextics realizing the complex schemes $\langle 1_- \langle 1_+ \amalg 3_- \rangle \rangle_I$, $\langle 5 \amalg 1_- \langle 1_- \rangle \rangle_I$ and $\langle 1 \amalg 1_- \langle 2_+ \amalg 3_- \rangle \rangle_I$ are constructed. Consider the union of each of these curves and a real line oriented and disposed in $\mathbb{R}P^2$ such that the (symmetric) perturbations according to the orientations satisfy the Rokhlin-Mischachev orientation formula. So, according to Theorem 4.8 in [34], the obtained real algebraic symmetric curves of degree 7 in $\mathbb{R}P^2$ are of type I and realize the announced complex schemes. \square

4.3 Parametrisation of a rational curve

Here we apply the method used in [24] and [25]. Namely, we construct a singular rational curve and perturb it using Shustin's results on the independent perturbations of generalized semi-quasihomogeneous singular points of a curve keeping the same Newton polygon (see [29] and [30]). For the definition of the type of a singular point, one can refer to [2] or [35].

Proposition 4.10 *There exists a rational algebraic curve of degree 4 in $\mathbb{R}P^2$ situated with respect to the lines $\{x = 0\}$, $\{y = 0\}$, $\{z = 0\}$ and $\{y = -z\}$ as shown in Figure 22a), with a singular point of type A_4 at $[0 : 0 : 1]$, a singular point of type A_1 at p and a tangency point of order 2 with the line $\{x = 0\}$ at $[0 : 1 : 0]$.*

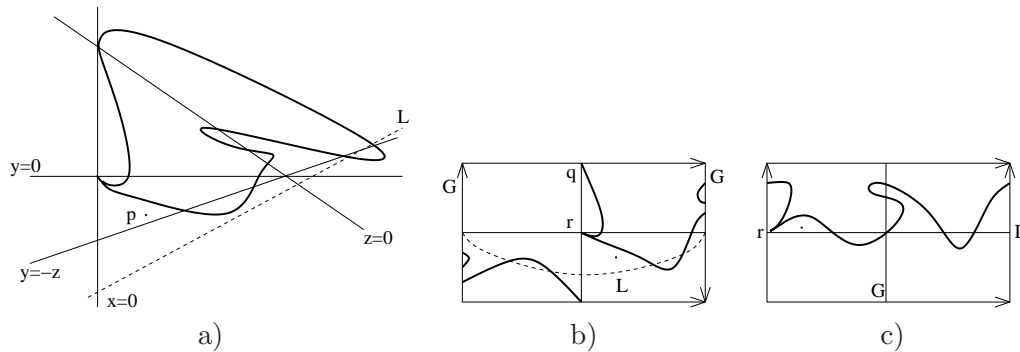


Figure 22:

Proof. Consider the map from \mathbb{C} to $\mathbb{C}P^2$ given by $t \mapsto [x(t) : y(t) : z(t)]$ where

$$\begin{cases} x(t) = t^2 \\ y(t) = \alpha t^2(t - \gamma)(t + \gamma) \\ z(t) = -((t - 1)(\epsilon t - 1)(\delta t - 1)) \end{cases} \quad \text{with } \alpha = \frac{1}{11}, \gamma = \delta = \frac{9}{10} \text{ and } \epsilon = \frac{99}{100}.$$

The curve defined by this map has a singular point of type A_4 at $[0 : 0 : 1]$, as we can see using the following identity :

$$y(t)z(t) + \alpha\gamma^2x(t)z(t) - \alpha x(t)^2 = -\frac{81}{1000}t^7 + \frac{2781}{11000}t^6 - \frac{289}{1100}t^5.$$

Moreover, it is clear from the equations that the curve has a tangency point of order 2 with the line $\{x = 0\}$ at $[0 : 1 : 0]$. This map define an algebraic curve of degree 4 in \mathbb{CP}^2 $C = \text{Res}_t(x(t)Y - y(t)X, x(t)Z - z(t)X)/X^3$. Considering C in the affine plane $\{Z = 1\}$, we obtain

$$\begin{aligned} C = & -\frac{1}{11}Y^2 - \frac{13468021579}{1331000000000000}X^4 + \frac{1666467523}{1210000000000}YX^3 + \frac{275261}{3025000}X^2Y - \frac{65485017}{1100000000}X^2Y^2 \\ & + \frac{2781}{5500}XY^2 - \frac{81}{6050}XY + \frac{793881}{1000000}XY^3 + \frac{26346141}{6655000000}X^3 - \frac{6561}{13310000}X^2. \end{aligned}$$

Projecting this curve to the line $\{y = 0\}$ and using the Budan Fourier theorem (see [3]), one can check that C verifies the hypothesis of the proposition. \square

Corollary 4.11 *The complex scheme $\langle J \amalg 5 \amalg 1 \langle 7 \rangle \rangle_{II}$ is realizable by nonsingular non-dividing symmetric real algebraic curves of degree 7 in \mathbb{RP}^2 .*

Proof. The strict transform of the curve constructed in Proposition 4.10 under the blow up of \mathbb{CP}^2 at the point $[0 : 1 : 0]$ is the rational algebraic curve of bidegree $(3, 1)$ in Σ_1 depicted in Figure 22b). Blowing up the point q and blowing down the strict transform of the fiber, we obtain the rational curve of bidegree $(3, 0)$ in Σ_2 with a singular point of type A_6 at the point r . Then according to Shustin's results (see [29] and [30]), it is possible to smooth this curve as depicted in Figure 23a). Perturbing the union of this curve and the fiber G , we obtain the nonsingular curve of bidegree $(3, 1)$ in Σ_2 arranged with the base $\{y = 0\}$ as shown in Figure 23b). The corresponding symmetric curve realizes the real scheme $\langle J \amalg 5 \amalg 1 \langle 7 \rangle \rangle$ and according to Proposition 2.29 this is a non-dividing symmetric curve. \square

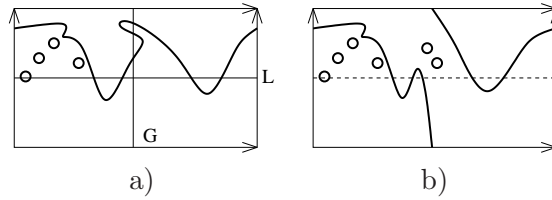


Figure 23:

Corollary 4.12 *The real schemes $\langle J \amalg 5 \amalg 1 \langle 8 \rangle \rangle$ and $\langle J \amalg 4 \amalg 1 \langle 7 \rangle \rangle$ are realizable by nonsingular symmetric real algebraic curves of degree 7 in \mathbb{RP}^2 .*

Proof. One obtains these two curves modifying slightly the previous construction. To obtain the real scheme $\langle J \amalg 5 \amalg 1 \langle 8 \rangle \rangle$, one can keep all the ovals above the base depicted in Figure 23b). To obtain the real scheme $\langle J \amalg 4 \amalg 1 \langle 7 \rangle \rangle$, one can consider the line L instead of the line $\{y + z = 0\}$ in Figure 22a). \square

4.4 Change of coordinates in Σ_2

Proposition 4.13 *The real schemes $\langle J \amalg 7 \amalg 1 \langle 4 \rangle \rangle$ and $\langle J \amalg 5 \amalg 1 \langle 6 \rangle \rangle$ are realizable by nonsingular symmetric real algebraic curves of degree 7 in $\mathbb{R}P^2$.*

Proof. In section 4.2, we constructed symmetric curves in $\mathbb{R}P^2$ shown in Figure 24a). According to Lemma 2.4, their quotient curve X is depicted in Figure 24b).

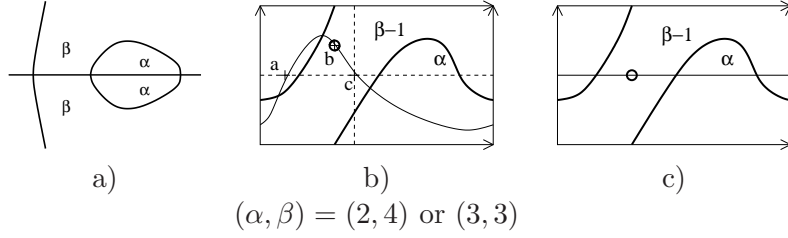


Figure 24:

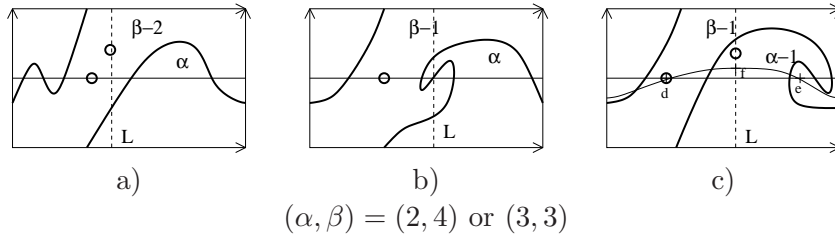


Figure 25:

Let H be the base which passes through the points a , b and c . All possible mutual arrangements for H and the quotient curves which do not contradict the Bezout theorem and Lemma 2.5 are depicted in Figures 24c) and 25).

First, we prohibit pseudo-holomorphically the \mathcal{L} -schemes realized by the union of X and H in Figure 25a) and by X in Figure 25b). Choose L as the starting line for the pencil \mathcal{L} , and the braid corresponding to these \mathcal{L} -schemes are :

$$b_{\alpha,\beta}^{23} = \sigma_3^{-(\beta-1)} \sigma_1^{-1} \sigma_2^{-1} \sigma_3 \sigma_2^{-\alpha} \sigma_3^{-1} \sigma_2 \sigma_1^{-4} \sigma_2^{-1} \sigma_3^2 \sigma_2 \sigma_1 \sigma_2^{-2} \sigma_3^{-1} \Delta_4^2 \text{ with } (\alpha, \beta) = (3, 3), (2, 4),$$

$$b^{24} = \sigma_1^{-7} \sigma_2 \sigma_1 \Delta_3^2.$$

The braid $b_{3,3}^{23}$ was already shown to be not quasipositive in section 3.2. The computation of the Alexander polynomials of the remaining braids gives

$$p^{24} = (-1+t)(t^4 - t^3 + t^2 - t + 1), \quad p_{4,2}^{23} = (t^2 - t + 1)(-1+t)^3.$$

Since $e(b^{24}) = 1$ and $e(b_{\alpha,\beta}^{23}) = 2$, according to Proposition 2.8, none of these braids is quasipositive.

Thus, the two remaining possibilities for the mutual arrangement of X and H are depicted in Figures 24c) and 25c).

In the first case, let $H' = H$.

In the second case, consider the base G passing through the points d , e and f where f is some point on the fiber L . For some f , the base G passes through an oval of X . Since G cannot have more than 7 common points with X , there exist f for which the mutual arrangement of G and X is as shown in Figure 24c). Let H' be the base corresponding to such an f .

The symmetric curves of degree 7 in $\mathbb{R}P^2$ corresponding to the mutual arrangement of H' and X realize the real schemes $\langle J \amalg 7 \amalg 1 \langle 4 \rangle \rangle$ and $\langle J \amalg 5 \amalg 1 \langle 6 \rangle \rangle$. \square

Proposition 4.14 *The real schemes $\langle J \amalg 1 \amalg 1 \langle 12 \rangle \rangle$ and $\langle J \amalg 9 \amalg 1 \langle 4 \rangle \rangle$ are realizable by nonsingular symmetric real algebraic curves of degree 7 in $\mathbb{R}P^2$.*

Proof. In the section 4.2, we constructed symmetric curves of degree 7 in $\mathbb{R}P^2$ depicted in Figure 26a). These are M -curves, so according to Lemma 2.26, the \mathcal{L} -scheme realized by their quotient curve X is one of these depicted in Figures 26b) and c). The braids associated to the \mathcal{L} -schemes

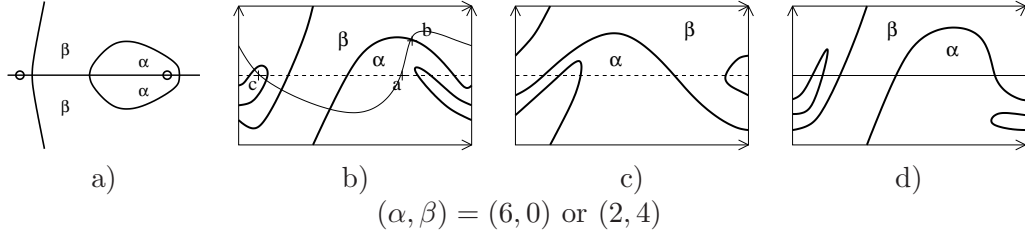


Figure 26:

shown in Figure 26c) are

$$b_{\alpha,\beta}^{25} = \sigma_2 \sigma_1^{-\alpha} \sigma_2^{-1} \sigma_1 \sigma_2^{-\beta} \Delta_3^2 \text{ with } (\alpha, \beta) = (6, 0) \text{ or } (2, 4).$$

The computation of the corresponding Alexander polynomials gives

$$p_{6,0}^{25} = (-1 + t)(t^4 - t^3 + t^2 - t + 1), \quad p_{2,4}^{25} = (-1 + t)(t^2 - t + 1).$$

Since $e(b_{\alpha,\beta}^{25}) = 1$, according to Proposition 2.8, these two braids are not quasipositive.

Hence, X realizes the \mathcal{L} -scheme shown in Figure 26b). Let H be the base which passes through the points a , b and c in Figure 26b). The only possible mutual arrangement for H and X which does not contradict the Bezout theorem, Proposition 2.26 and Lemma 2.5 is depicted in Figure 26d). The corresponding symmetric curves realize the real schemes $\langle J \amalg 1 \amalg 1 \langle 12 \rangle \rangle$ and $\langle J \amalg 9 \amalg 1 \langle 4 \rangle \rangle$. \square

4.5 Construction of auxiliary curves

The reader can refer to [33] or [36] for the definition of the chart and a truncation of a polynomial.

Lemma 4.15 *For any real positive numbers α, β, γ , there exist real curves of degree 3 in $\mathbb{R}P^2$ having the charts and the arrangement with respect to the axis $\{y = 0\}$ shown in Figures 27a) and b) with truncation on the segment $[(0, 3), (3, 0)]$ equal to $(x - \alpha y)(x - \beta y)(x - \gamma y)$.*

Proof. Consider the points $A = [\alpha : 1 : 0]$, $B = [\beta : 1 : 0]$, $C = [\gamma : 1 : 0]$ and four lines L_1, L_2, L_3, L_4 as shown in Figure 27c). For t small enough and of suitable sign, the curve $yzL_1 + tL_2L_3L_4$ is arranged with respect to the coordinate axis and the lines L_1, L_2, L_3, L_4 as shown in Figure 27c).

To construct the curve with the chart depicted in Figure 27b), we perturb the third degree curve yzL_1 as shown in Figure 27d). \square

Corollary 4.16 *For any real positive numbers α, β, γ , there exists real symmetric dividing curves of degree 6 in $\mathbb{R}P^2$ with a singular point of type J_{10} at $[1 : 0 : 0]$ having the charts, the arrangement with respect to the axis $\{y = 0\}$ and the complex orientations shown in Figures 28a), b) and c) with truncation on the segment $[(0, 3), (6, 0)]$ equal to $(x - \alpha y^2)(x - \beta y^2)(x - \gamma y^2)$.*

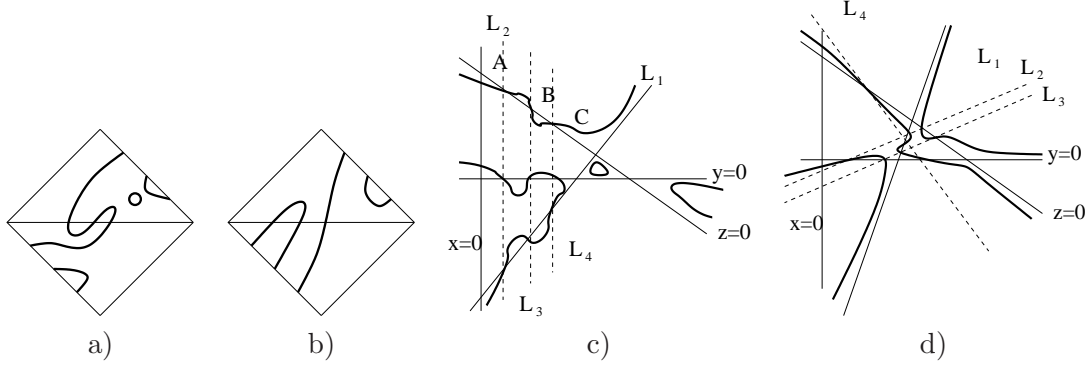


Figure 27:

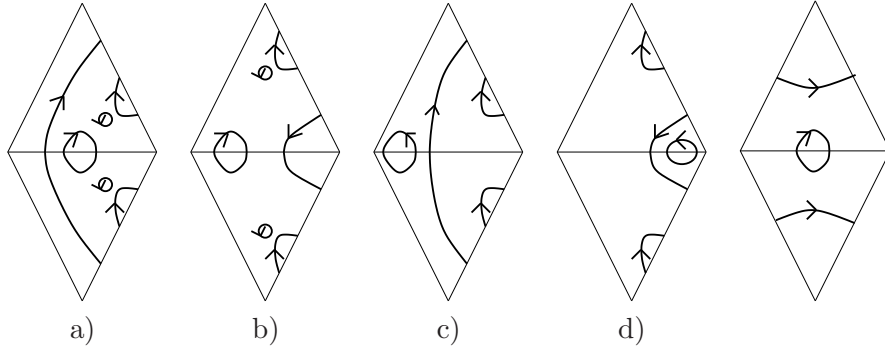


Figure 28:

Proof. The Newton polygon of the third degree curves constructed in Lemma 4.15 lies inside the triangle with vertices $(0, 3)$, $(0, 0)$ and $(6, 0)$, so these curves can be seen as a (singular) curve of bidegree $(3, 0)$ in Σ_2 . The corresponding symmetric curves are of degree 6 and has the chart and the arrangement with respect to the axis $\{y = 0\}$ shown in Figures 28a) and c). Moreover, it is well known that such curves are of type I, and we deduce their complex orientations from their quotient curve.

If we perform the coordinate changes $(x, y) \mapsto (-x + \delta y^2, y)$ with $\delta \in \mathbb{R}$ to the curves with chart depicted in Figure 28a), we obtain curves with the chart depicted in Figure 28b). \square

The following lemma can be proved using the same technique.

Lemma 4.17 *For any real positive numbers α and β , there exists real symmetric dividing curves of degree 4 in $\mathbb{R}P^2$ with a singular point of type A_3 at $[1 : 0 : 0]$ having the charts, the arrangement with respect to the axis $\{y = 0\}$ and the complex orientations shown in Figure 28d) with truncation on the segment $[(0, 2), (4, 0)]$ equal to $(x - \alpha y^2)(x - \beta y^2)$.* \square

4.6 Perturbation of irreducible singular symmetric curves

Proposition 4.18 *The complexe schemes $\langle J \amalg 2_- \amalg 1_+ \langle 4_+ \amalg 2_- \rangle \rangle_I$ and $\langle J \amalg 2_+ \amalg 4_- \amalg 1_+ \langle 2_+ \rangle \rangle_I$ are realizable by nonsingular symmetric real algebraic curves of degree 7 in $\mathbb{R}P^2$.*

Proof. First, we construct the symmetric singular dividing curve of degree 7 with two singular points J_{10} depicted in Figure 29d). In order to do this, we use the Hilbert method (as in [33]) : we symmetrically perturb the union of a symmetric conic and a disjoint symmetric line (Figure 29a))

keeping the tangency points with the conic. Next, we symmetrically perturb the union of the third degree curve obtained and the same conic (Figure 29b)) keeping the tangency points of order 4 with the conic. Finally, we symmetrically perturb the union of the curve of degree 5 obtained and the same conic (Figure 29c)) keeping the tangency points of order 6 with the conic and we obtained the desired curve.

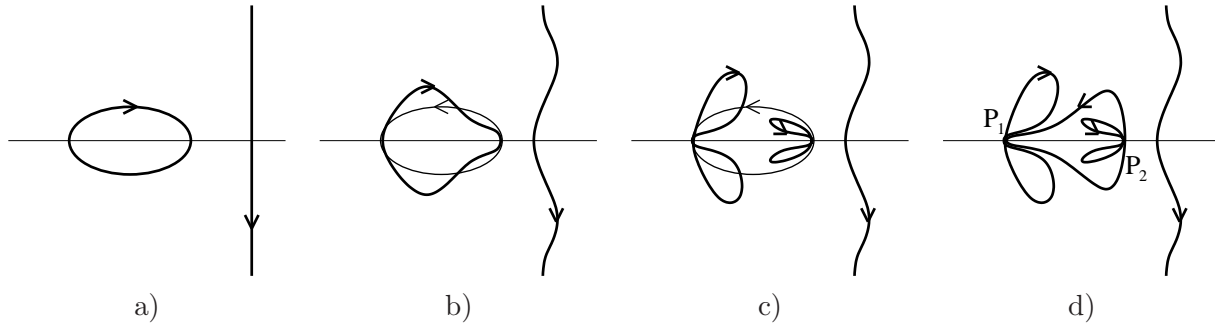


Figure 29:

Now we symmetrically perturb the singular points using the chart shown in Figure 28b) (resp. d)) in P_1 and 28c) (resp. a)) in P_2 and obtain the desired curves. \square

Proposition 4.19 *The complex scheme $\langle J \amalg 1_+ \langle 6_+ \amalg 6_- \rangle \rangle_I$ is realizable by nonsingular symmetric real algebraic curves of degree 7 in $\mathbb{R}P^2$.*

Proof. Consider the curve of degree 4 with a C-shaped oval constructed in [17] and the coordinate system shown in Figure 30a). In this coordinate system, the Newton polygon of the curve is the trapeze with vertices $(0, 0)$, $(0, 3)$, $(1, 3)$ and $(4, 0)$, and its chart is depicted in Figure 30b). Thus, we can see this curve as a singular curve of bidegree $(3, 1)$ in the surface Σ_2 . The corresponding symmetric curve of degree 7 has a singular point J_{10} at $[1 : 0 : 0]$ and is depicted in Figure 30c). According to Proposition 2.3, this curve is of type I. Looking at its quotient curve, we see that the complex orientations of the symmetric curve is as shown in Figure 30c). Finally, we symmetrically smooth the singular point with the chart depicted in Figure 28a) and obtain the desired curve. \square

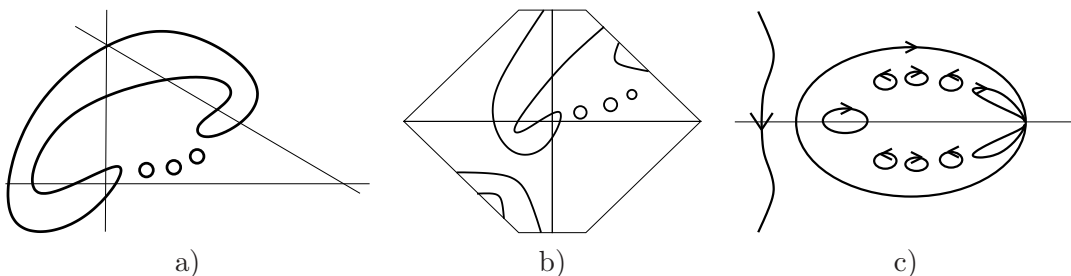


Figure 30:

Denote by f_α the real birational transform of $\mathbb{C}P^2$ given by $(x, y) \mapsto (x, y - \alpha x^2)$ in the affine coordinate $\{z = 1\}$, with α a real number.

Proposition 4.20 *The complex scheme $\langle J \amalg 6_+ \amalg 4_- \amalg 1_+ \langle 1_+ \amalg 1_- \rangle \rangle_I$ is realizable by nonsingular symmetric real algebraic curves of degree 7 in $\mathbb{R}P^2$.*

Proof. Consider the nodal curve of degree 3 depicted in Figure 31a) with a contact of order 3 at the point $[0 : 1 : 0]$ with the line $\{z = 0\}$. Then there exists a unique real α such that the image of the cubic under f_α is the curve of degree 4 depicted in Figure 31b), with a singular point of type A_4 at $[0 : 1 : 0]$ and a contact of order 4 at this point with the line $\{z = 0\}$. Moreover, the line $\{y = 0\}$ intersects the quartic in two points, one of them is the node, and this line is tangent at one of the local branches at the node and at the second intersection point, a line $\{y = az\}$ is tangent at the curve of degree 4. Perform the change of coordinates of \mathbb{CP}^2 $[x : y : z] \mapsto [y : x : y - az]$. For this new coordinate system, there exists a real β such that the image of the quartic under f_β is the curve of degree 5 depicted in Figure 31c), with a singular point of type A_{10} at $[0 : 1 : 0]$ and a contact of order 4 at this point with the line $\{z = 0\}$. Applying the change of coordinates of \mathbb{CP}^2 $[x : y : z] \mapsto [y : z : x]$ and using Shustin's results on the independant perturbations of generalized semi-quasihomogeneous singular points of a curve keeping the same Newton polygon (see [29] and [30]), we can smooth the singular point A_{10} in order to obtain a curve with the chart shown in Figure 32a).

Hence, we can see this curve as a singular curve of bidegree $(3, 1)$ in the surface Σ_2 . The corresponding symmetric curve of degree 7 has a singular point A_3 at $[1 : 0 : 0]$ and is depicted in Figure 32b). This curve is maximal according to Proposition 2.3, so of type I, and we can deduce its complex orientations from its quotient curve. Finally, we symmetrically smooth the singular point with the chart depicted in Figure 28e) and obtain the desired curve. \square

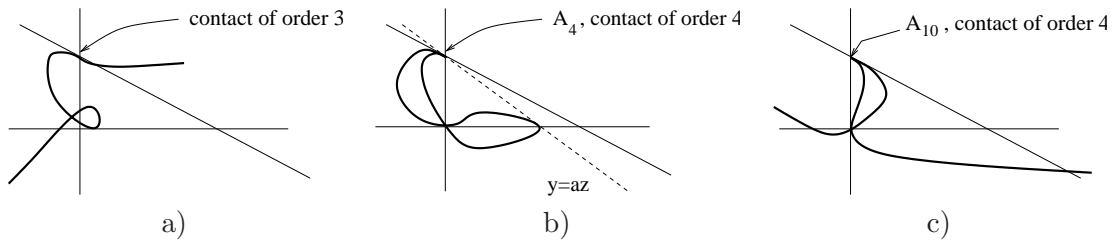


Figure 31:

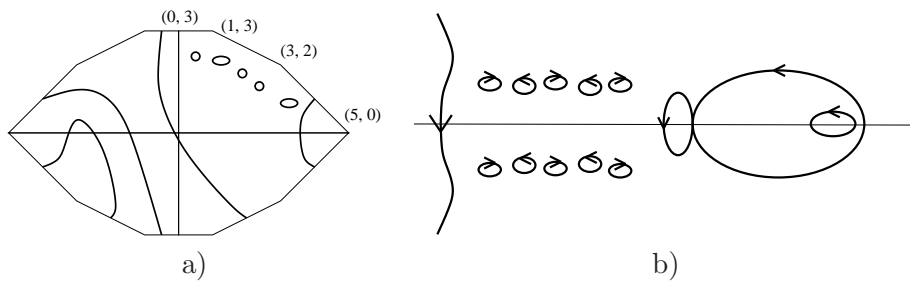


Figure 32:

5 Recapitulation

Here we recapitulate the proof of the four theorems announced in section 1.2.

Proof of Theorem 1.4. In Propositions 3.1 and 3.4, the real schemes announced in Theorem 1.4 are prohibited pseudo-holomorphically. All the other curves are constructed algebraically in Propositions 4.8, 4.13, 4.14, 4.14 and in Corollary 4.12. \square

Proof of Theorem 1.5. If C is a maximal nonsingular symmetric curve in $\mathbb{R}P^2$ of degree 7, all the possibilities for the \mathcal{L} -scheme of the arrangement of its quotient curve and the section $\{y = 0\}$ of Σ_2 are described in Propositions 3.2 and 3.3. Such an arrangement determines uniquely the complex orientations of the maximal symmetric curves of degree 7. Now, it is not difficult to check that the complex orientations of the maximal nonsingular symmetric curves of degree 7 in $\mathbb{R}P^2$ are exactly those of Theorem 1.5. \square

Proof of Theorem 1.6. All the pseudo-holomorphic prohibitions are proved in Propositions 3.10 and 3.12. All the constructions are done in Propositions 4.9, 4.18, 4.19, 4.20 and in Corollary 4.11, and 3.16. \square

Proof of Theorem 1.7. The two algebraic prohibitions are proved in Propositions 3.11, 4.3 and 4.7. All the constructions are done in Propositions 4.9, 4.18, 4.19, 4.20, and in Corollary 4.11. \square

References

- [1] V. I. Arnol'd, *The arrangement of the ovals of real plane algebraic curves, involutions of four dimensional manifolds and the arithmetics of integral quadratic forms*, Funct. Anal. and Appl. 5, p.169-175, 1972.
- [2] V. I. Arnol'd, S. M. Gusein-Zade, A. N. Varchenko *Singularities of differentiable maps, volume I*, Monographs in mathematics 82, 1985.
- [3] S. Basu, R. Pollack, M. F. Roy, *Algorithms in real algebraic geometry*, Springer, 2003.
- [4] A. I. Degtyarev, V. M. Kharlamov, *Topological properties of real algebraic varieties : Rokhlin's way*, Russ. Math. Surv. 55, p.735-814, 2000.
- [5] T. Fiedler, *Private communication*.
- [6] S. Fiedler Le Touzé, *Orientations complexes des courbes algébriques réelles*, Mémoire de DEA, 1997.
- [7] S. Fiedler Le Touzé, S. Yu Orevkov, *A flexible M -sextic which is algebraically unrealizable*, Journal Algebraic Geom. 11, p.293-310, 2002.
- [8] F. A. Garside, *The braid group and other groups*, Quart. J. Math. Oxford Ser. 20, n2, p. 235-254, 1969.
- [9] D. A. Gudkov, *The topology of curves of degree 6 and surfaces of degree 4* (Russian), Uchen. Zap. Gor'kov. Univ 87, 1969.
- [10] M. Gromov, *Pseudo-holomorphic curves in symplectic manifolds*, Invent. Math. 82, p.307-347, 1985.
- [11] A. Harnack, *Über Vieltheiligkeit der ebenen algebraischen curven*, Math. Ann. 10, p.189-199, 1876.
- [12] D. Hilbert, *Mathematische Probleme*, Arch. Math. Phys. 1, p. 43-63, 1901.
- [13] I. Itenberg, *Groups of monodromy of non-singular curves of degree 6*, Real analytic and algebraic geometry (Trento, 1992), p. 161-168, de Gruyter, Berlin, 1995.
- [14] I. Itenberg, V. Itenberg, *Symmetric sextics in the real projective plane and auxiliary conics* (Russian), Zap. Nauchn. Sem. S.-Peterburg. Otdel. Mat. Inst. Steklov. (POMI) 279 (2001), Geom. i Topol. 6, p. 218-228, 250.
- [15] I. Itenberg, E. I. Shustin, *Combinatorial patchworking of real pseudo-holomorphic curves*, Turkish J. Math. 26, no. 1, P. 27-51, 2002.
- [16] A. Jacquemard, *About the effective classification of conjugacy classes of braids*, J. Pure Appl. Algebra 63, no. 2, p. 161-169, 1990.
- [17] A. B. Korchagin, *Isotopy classification of plane seventh degree curves with the only singular point Z_{15}* , Lect. Notes in Math., Vol 1346, p. 407-426, 1988.

- [18] R. Lickorish, *Introduction to knot theory*, Grad. Texts in Math. 175, Springer Verlag, 1997.
- [19] S. Yu. Orevkov, *Link theory and oval arrangement of real algebraic curves*, Topology 38, p. 779-810, 1999.
- [20] S. Yu. Orevkov, *Classification of flexible M -curves of degree 8 up to isotopy*, Geom. Funct. Anal. 12, no. 4, 723-755, 2002.
- [21] S. Yu. Orevkov, *Riemann existence Theorem and construction of real algebraic curves*, <http://picard.ups-tlse.fr/~orevkov/>.
- [22] S. Yu. Orevkov, *Constructions of arrangements of a M -quartic and a M -cubic with maximally intersecting oval and odd branch* (Russian), Bulletin (vestnik) of Nizhni Novgorod State University, to appear. English translation available at <http://picard.ups-tlse.fr/~orevkov/>
- [23] S. Yu. Orevkov, *Private communication*.
- [24] S. Yu. Orevkov, *A new affine M -sextic*, Funct. Analysis and Appl. 32, p. 141-143, 1998.
- [25] S. Yu. Orevkov, *A new affine M -sextic II*, Russian Math. Surveys 53, p. 1099-1101, 1998.
- [26] S. Yu. Orevkov, E. I. Shustin *Flexible, algebraically unrealizable curves : rehabilitation of the Hilbert-Rohn-Gudkov method*, J. Reine Angew. Math. 551, p.145-172, 2002.
- [27] S. Yu. Orevkov, E. I. Shustin *Pseudoholomorphic, algebraically unrealizable curves*, Moscow Math. J., to appear .
- [28] V. A. Rokhlin, *Complex topological characteristics of real algebraic curves*, Russian Math. Surveys 33, p. 85-98, 1978.
- [29] E. I. Shustin, *Real Plane algebraic curves with prescribed singularities*, Topology 32 n4, p. 845-856, 1993.
- [30] E. I. Shustin, *Lower deformation of isolated hypersurface singularities*, St. Petersburg Math. Journal 11, p. 883-908, 2000.
- [31] M. L. Soum, *Construction de courbes algébriques réelles de degré 7*, Mémoire de DEA, 2001.
- [32] S. Trille, *Symétrie et entrelacs de courbes réelles algébriques*, Thèse doctorale, 2000.
- [33] O. Ya. Viro, *Gluing of plane real algebraic curves and construction of curves of degrees 6 and 7*, Lect. Notes in Math., Vol 1060, p. 187-200, 1984.
- [34] O. Ya. Viro, *Progress in the topology of real algebraic varieties over the last six years*, Russian Math. Surveys 41, p. 55-82, 1984.
- [35] O. Ya. Viro, *Real plane algebraic curves: constructions with controlled topology*, Leningrad Math. Journal 1 n5, p. 1059-1134, 1990 .
- [36] O. Ya. Viro, *Patchworking real algebraic varieties*, <http://www.math.uu.se/~oleg>.
- [37] J. Y. Welschinger, *Courbes algébriques réelles et courbes flexibles sur les surfaces réglées de base \mathbb{CP}^1* (French), Proc. London Math. Soc. (3) 85 no. 2, p. 367-392, 2002.
- [38] G. Wilson, *Hilbert's sixteenth problem*, Topology 17, p.53-73, 1978.

Erwan Brugallé

IRMAR-Universite de Rennes 1
 Campus de Beaulieu
 35042 Rennes cedex
 FRANCE

E-mail : erwan.brugalle@univ-rennes1.fr

SYMMETRIC PLANE CURVES OF DEGREE 7 : PSEUDO-HOLOMORPHIC AND ALGEBRAIC CLASSIFICATIONS

Erwan Brugallé

Abstract

Almost all known restrictions on the topology of nonsingular real algebraic curves in the projective plane are also valid for a wider class of objects: real pseudo-holomorphic curves. It is still unknown if there exists a nonsingular real pseudo-holomorphic curve not isotopic in the projective plane to a real algebraic curve of the same degree. In this article, we focus our study on symmetric real curves in the projective plane. We give a classification of real schemes (resp. complex schemes) realizable by symmetric real curves of degree 7 with respect to the type of the curve (resp. M -symmetric real curves of degree 7). In particular, we exhibit two real schemes which are realizable by real symmetric dividing pseudo-holomorphic curves of degree 7 in the projective plane but not by algebraic ones. The algebraic prohibitions are proved using tools introduced by S. Orevkov: the comb theoretical method and the cubic resolvent.

Contents

1	Introduction and statements of results	2
1.1	Brief History	2
1.2	Classification results	4
2	Preliminaries	5
2.1	Rational geometrically ruled surfaces	5
2.2	Real curves	6
2.3	Braid theoretical methods	7
2.4	Comb theoretical methods	9
2.5	General facts about symmetric curves in the real plane	14
3	Pseudo-holomorphic statements	15
3.1	Prohibitions for curves of bidegree $(3, 1)$ in Σ_2	15
3.2	Prohibitions for reducible curves of bidegree $(4, 1)$ in Σ_2	17
3.3	Utilization of the Rokhlin-Mischachev orientation formula	18
3.4	Constructions	21
4	Algebraic statements	23
4.1	Prohibitions	23
4.2	Perturbation of a reducible symmetric curve	26
4.3	Parametrisation of a rational curve	27
4.4	Change of coordinates in Σ_2	29
4.5	Construction of auxiliary curves	30
4.6	Perturbation of irreducible singular symmetric curves	31

1 Introduction and statements of results

1.1 Brief History

The origin of topology of real algebraic curves can be traced back to the paper of A. Harnack which was published in 1876. D. Hilbert formulated the following question in the 16-th problem of his famous list (see [12]): up to ambient isotopy of $\mathbb{R}P^2$, how can be arranged the connected components of the real point set of a nonsingular real algebraic curve of a given degree m in $\mathbb{R}P^2$?

In 1900, the answer was known only for $m \leq 5$ and nowadays the problem is also solved for $m = 6$ (D. A. Gudkov 1969, [9]) and $m = 7$ (O. Ya. Viro 1979).

Theorem 1.1 (Viro, [33], [34]) *Any nonsingular real algebraic curve of degree 7 in $\mathbb{R}P^2$ has one of the following real schemes :*

- $\langle J \amalg \alpha \amalg 1 \langle \beta \rangle \rangle$ with $\alpha + \beta \leq 14$, $0 \leq \alpha \leq 13$, $1 \leq \beta \leq 13$,
- $\langle J \amalg \alpha \rangle$ with $0 \leq \alpha \leq 15$,
- $\langle J \amalg 1 \langle 1 \rangle \rangle$.

Moreover, any of these 121 real schemes is realizable by nonsingular real algebraic curves of degree 7 in $\mathbb{R}P^2$.

Remark. The notations used to encode real schemes are the usual ones introduced in [34]¹.

In the study of the topology of real algebraic varieties, one can distinguish two directions : *constructions* and *prohibitions*. For example, the historically first prohibition result, the Harnack theorem, asserts that the real part of a real algebraic curve of genus g cannot have more than $g + 1$ connected components (curves with the maximal number of connected components are called *M-curves*). In [1], V. I. Arnold paved the way to the use of powerful topological methods in the study of this problem. Almost all known prohibitions can be obtained via a topological study of the double covering of $\mathbb{C}P^2$ ramified along the complex point set of a curve of even degree or looking at the braid defined by the intersection of a curve and a certain sphere S^3 in $\mathbb{C}P^2$ (the interested reader can see the surveys [4], [34] and [38]). In particular, almost all known restrictions on the topology of real algebraic curves are also valid for a category of more flexible objects : *pseudo-holomorphic curves*. These objects, introduced by M. Gromov to study symplectic 4-manifolds in [10], share a lot of properties with the algebraic curves (for example, the Harnack theorem is still valid in the real pseudo-holomorphic case) and are much easier to deal with. Indeed, there are methods to construct pseudo-holomorphic curves which are not necessarily algebraic : S. Yu. Orevkov (see [19]) proved that it is sufficient to show the quasipositivity of a braid, and I. Itenberg and E. Shustin (see [15]) proved that any T-construction gives a pseudo-holomorphic curve even if the convexity condition on the triangulation is not fulfilled. For example, the classification up to isotopy of real pseudo-holomorphic *M-curves* of degree 8 in $\mathbb{R}P^2$ is achieved by Orevkov [20]. However, it remains 6 real schemes for which it is unknown whether they are realizable by algebraic *M-curves* of degree 8 in $\mathbb{R}P^2$.

¹for example, $\langle J \amalg \alpha \amalg 1 \langle \beta \rangle \rangle$ means a non-contractible (in $\mathbb{R}P^2$) component, an oval with β ovals in its interior and α ovals in its exterior. All the ovals α and β lie outside each other. An oval is a contractible (in $\mathbb{R}P^2$) component of the real curve

Then a natural question arises : does there exist a real scheme in $\mathbb{R}P^2$ which would be realizable pseudo-holomorphically but not algebraically? Strictly speaking (i.e., dealing with nonsingular curves in the projective plane), this interesting problem is still open. However, dealing with singular curves or curves in other algebraic surfaces, the answer is *no* : S. Fiedler Le Touzé and S. Orevkov (see [20], [7]) exhibit mutual arrangements of two nonsingular curves in $\mathbb{R}P^2$ which are realizable pseudo-holomorphically but not algebraically (examples with many irreducible components were known for a long time, see the “pseudo-holomorphic Pappus theorem” in [7]), and Orevkov and Shustin (see [26] and [27]) exhibit nonsingular \mathcal{L} -schemes in the second rational geometrically ruled surface Σ_2 which are realizable pseudo-holomorphically but not algebraically. One can note that pseudo-holomorphic curves are a special case of *symplectic curves* and that J. Y. Welschinger constructed in [37] examples of symplectic curves realizing algebraically unrealizable real schemes in Σ_n for $n \geq 2$.

However in the case of nonsingular curves in $\mathbb{R}P^2$, for each known algebraic classification, the pseudo-holomorphic classification is the same (and even the proofs for both classifications are the same!). Thus, Theorem 1.1 is still true replacing “algebraic” by “pseudo-holomorphic”. The existence of a real scheme in $\mathbb{R}P^2$ pseudo-holomorphically but not algebraically realizable turns out to be a difficult problem. So, one can tackle a simpler question, looking for example at complex curves which admit more symmetries than the action of $\mathbb{Z}/2\mathbb{Z}$ given by the complex conjugation. The first natural action is an additional holomorphic action of $\mathbb{Z}/2\mathbb{Z}$, which can be given by a symmetry of the projective plane. Such a real plane curve, invariant under a symmetry, is called a *symmetric curve*. The systematic study of symmetric curves was started by T. Fiedler [5] and continued by S. Trille [32]. The *rigid isotopy classes* (two nonsingular curves of degree m in $\mathbb{R}P^2$ are said to be rigidly isotopic if they belong to the same connected component of the complement of the discriminant hypersurface in the space of curves of degree m) of nonsingular sextic in $\mathbb{R}P^2$ which contain a symmetric curve can be obtain from [13]. Recently (see [14]), using auxiliary conics, I. Itenberg and V. Itenberg found an elementary proof of this classification. Once again, algebraic and pseudo-holomorphic classifications coincide. On the other hand, in [27], Orevkov and Shustin showed that there exists a real scheme which is realizable by nonsingular symmetric pseudo-holomorphic M -curves of degree 8, but which is not realizable by real symmetric algebraic curves of degree 8.

Hence, it is natural to wonder about the degree 7 and this is the subject of this paper. It turns out that the classification of real schemes which are realizable by nonsingular symmetric curves of degree 7 in $\mathbb{R}P^2$ are the same in both algebraic and pseudo-holomorphic cases, as well as the classification of *complex schemes* which are realizable by nonsingular symmetric M -curves of degree 7 in $\mathbb{R}P^2$ (Theorems 1.4 and 1.5). However, if we look at real schemes which are realizable by *nonsingular dividing symmetric curves* of degree 7 in $\mathbb{R}P^2$, the answers are different. In Theorems 1.6 and 1.7, we exhibit two real schemes which are realizable by symmetric dividing pseudo-holomorphic curves of degree 7 in $\mathbb{R}P^2$ but not by algebraic ones.

We state our classification results in the next subsection. In section 2, we give some definitions and properties of the objects used in this paper (*rational geometrically ruled surfaces, braid and comb associated to an \mathcal{L} -scheme*). We also give an efficient algorithm to deal with combs. In section 3, we give results related to the pseudo-holomorphic category. Algebraic results are given in section 4. In the pseudo-holomorphic case we mostly use the braid theoretical approach. The algebraic results are obtained using various methods.

In section 5, we recapitulate the proofs of the four main theorems stated in section 1.2.

Acknowledgements : I am very grateful to I. Itenberg for advices and encouragements, and to S. Orevkov for useful discussions.

1.2 Classification results

First we state two simple lemmas. Surprisingly, we did not succeed to find these statements in the literature. The proof of these prohibitions is a straightforward application of the Bezout theorem, the Fiedler orientation alternating rule (see [34]) and the Rokhlin-Mischachev orientation formula (see [28] or section 2), and all the constructions are performed in [31] and [6].

Lemma 1.2 *Any nonsingular dividing real pseudo-holomorphic curve of degree 7 in $\mathbb{R}P^2$ has one of the following real schemes :*

- $\langle J \amalg \alpha \amalg 1 \langle \beta \rangle \rangle$ with $\alpha + \beta \leq 14$, $\alpha + \beta \equiv 0 \pmod{2}$, $0 \leq \alpha \leq 13$, $1 \leq \beta \leq 13$, if $\alpha = 0$ then $\beta \neq 2, 6, 8$ and if $\alpha = 1$ then $\beta \geq 5$,
- $\langle J \amalg \alpha \rangle$ with $6 \leq \alpha \leq 15$, $\alpha \equiv 1 \pmod{2}$,
- $\langle J \amalg 1 \amalg 1 \langle 1 \rangle \rangle$.

Moreover, any of these real schemes is realizable by nonsingular dividing real algebraic curves of degree 7 in $\mathbb{R}P^2$.

Lemma 1.3 *Any nonsingular non-dividing real pseudo-holomorphic curve of degree 7 in $\mathbb{R}P^2$ has one of the following real schemes :*

- $\langle J \amalg \alpha \amalg 1 \langle \beta \rangle \rangle$ with $\alpha + \beta \leq 13$, $0 \leq \alpha \leq 12$, $1 \leq \beta \leq 13$,
- $\langle J \amalg \alpha \rangle$ with $0 \leq \alpha \leq 14$.

Moreover, any of these real schemes is realizable by nonsingular non-dividing real algebraic curves of degree 7 in $\mathbb{R}P^2$.

Now, we introduce *symmetric curves*. Denote by s the holomorphic involution of $\mathbb{C}P^2$ given by $[x : y : z] \mapsto [x : -y : z]$. A real curve in $\mathbb{R}P^2$ is called *symmetric* if $s(A) = A$. Here we state the four main theorems of this article.

Theorem 1.4 *The following real schemes are not realizable by symmetric real pseudo-holomorphic curves of degree 7 in $\mathbb{R}P^2$:*

- $\langle J \amalg (14 - \alpha) \amalg 1 \langle \alpha \rangle \rangle$ with $\alpha = 6, 7, 8, 9$,
- $\langle J \amalg (13 - \alpha) \amalg 1 \langle \alpha \rangle \rangle$ with $\alpha = 6, 7, 9$.

Moreover, any real scheme realizable by real algebraic curves of degree 7 in $\mathbb{R}P^2$ and not mentioned in the list above is realizable by symmetric real algebraic curves of degree 7 in $\mathbb{R}P^2$.

Theorem 1.5 *A complex scheme is realizable by symmetric real algebraic (or pseudo-holomorphic) M -curves of degree 7 in $\mathbb{R}P^2$ if and only if it is contained in the following list :*

- $\langle J \amalg \left(\frac{12-\alpha}{2}\right)_+ \amalg \left(\frac{16-\alpha}{2}\right)_- \amalg 1_- \langle \left(\frac{\alpha+2}{2}\right)_+ \amalg \left(\frac{\alpha-2}{2}\right)_- \rangle_I$ with $\alpha = 2, 4, 10, 12$,
- $\langle J \amalg \left(\frac{15-\alpha}{2}\right)_+ \amalg \left(\frac{13-\alpha}{2}\right)_- \amalg 1_- \langle \left(\frac{\alpha+1}{2}\right)_+ \amalg \left(\frac{\alpha-1}{2}\right)_- \rangle_I$ with $\alpha = 1, 5, 13$,
- $\langle J \amalg \left(\frac{15-\alpha}{2}\right)_+ \amalg \left(\frac{13-\alpha}{2}\right)_- \amalg 1_+ \langle \left(\frac{\alpha-1}{2}\right)_+ \amalg \left(\frac{\alpha+1}{2}\right)_- \rangle_I$ with $\alpha = 3, 11$,
- $\langle J \amalg 9_+ \amalg 6_- \rangle_I$.

Remark. The notations used to encode complex schemes are the usual ones proposed in [34].

Theorem 1.6 (Pseudo-holomorphic classification) *The following real schemes are not realizable by dividing symmetric real pseudo-holomorphic curves of degree 7 in \mathbb{RP}^2 :*

$$\langle J \amalg \alpha \amalg 1 \langle \beta \rangle \rangle \text{ with } \alpha = 2, 6 \text{ and } \alpha + \beta = 12, \alpha = \beta = 4,$$

Moreover, any real scheme mentioned in Lemma 1.2 and not forbidden by Theorem 1.4 and the above list is realizable by dividing symmetric real pseudo-holomorphic curves of degree 7 in \mathbb{RP}^2 ; any real scheme mentioned in Lemma 1.3 which is not forbidden by Theorem 1.4 is realizable by non-dividing symmetric real pseudo-holomorphic curves of degree 7 in \mathbb{RP}^2 .

Theorem 1.7 (Algebraic classification) *The real schemes*

$$\langle J \amalg 8 \amalg 1 \langle 4 \rangle \rangle \text{ and } \langle J \amalg 4 \amalg 1 \langle 8 \rangle \rangle$$

are not realizable by a dividing symmetric real algebraic curve of degree 7 in \mathbb{RP}^2 . Any other real scheme which is realizable by dividing symmetric real pseudo-holomorphic curves of degree 7 in \mathbb{RP}^2 is realizable by dividing symmetric real algebraic curves of degree 7 in \mathbb{RP}^2 .

Any real scheme which is realizable by non-dividing symmetric real pseudo-holomorphic curves of degree 7 in \mathbb{RP}^2 is realizable by non-dividing symmetric real algebraic curves of degree 7 in \mathbb{RP}^2 .

2 Preliminaries

2.1 Rational geometrically ruled surfaces

Let us define the n^{th} rational geometrically ruled surface, denoted by Σ_n , the surface obtained by taking four copies of \mathbb{C}^2 with coordinates (x, y) , (x_2, y_2) , (x_3, y_3) and (x_4, y_4) , and by gluing it along $(\mathbb{C}^*)^2$ with the identifications $(x_2, y_2) = (1/x, y/x^n)$, $(x_3, y_3) = (x, 1/y)$ and $(x_4, y_4) = (1/x, x^n/y)$. Define in Σ_n the algebraic curve E (resp. B and F) defined by the equation $\{y_3 = 0\}$ (resp. $\{y = 0\}$ and $\{x = 0\}$). The coordinate system (x, y) is called *standard*. The projection $\pi : (x, y) \mapsto x$ on Σ_n defines a \mathbb{CP}^1 -bundle over \mathbb{CP}^1 . We have $B \circ B = n$, $F \circ F = 0$ and $B \circ F = 1$. The surface Σ_n has a natural real structure induced by the complex conjugation in \mathbb{C}^2 , and the real part of Σ_n is a torus if n is even and a Klein bottle if n is odd. The restriction of π on $\mathbb{R}\Sigma_n$ defines a pencil of lines denoted by \mathcal{L} .

The group $H_2(\Sigma_n, \mathbb{Z})$ is isomorphic to $\mathbb{Z} \times \mathbb{Z}$ and is generated by the classes of B and F . Moreover, one has $E = B - nF$. An algebraic or pseudo-holomorphic curve on Σ_n is said to be of *bidegree* (k, l) if it realizes the homology class $kB + lF$ in $H_2(\Sigma_n, \mathbb{Z})$. A curve of bidegree $(1, 0)$ is called a *base* of Σ_n .

In the rational geometrically ruled surfaces, we study real curves up to *isotopy with respect to \mathcal{L}* . Two curves are said isotopic with respect to the fibration \mathcal{L} if there exists an isotopy of Σ_n which brings the first curve to the second one, and which maps each line of \mathcal{L} in another line of \mathcal{L} .

The work of Gromov (see [10]) shows that the following proposition, trivial in the algebraic case, is also true in the pseudo-holomorphic case.

Proposition 2.1 *There exists a unique base of Σ_2 which passes through 3 generic points.*

In this paper, curves in a rational geometrically ruled surface are depicted up to isotopy with respect to \mathcal{L} .

2.2 Real curves

A *real pseudo-holomorphic curve* C in \mathbb{CP}^2 or Σ_n is an immersed Riemann surface which is a J -holomorphic curve in some tame almost complex structure J such that the exceptional section (in Σ_n with $n \geq 1$) is J -holomorphic (see [10], $\text{conj}(C) = C$, and $\text{conj}_* \circ J_p = -J_p \circ \text{conj}_*$, where conj is the complex conjugation. If the curve C is immersed in \mathbb{CP}^2 (resp. Σ_n) and realizes the homology class $d[\mathbb{CP}^1]$ in $H_2(\mathbb{CP}^2, \mathbb{Z})$ (resp. $kB + lF$ in $H_2(\Sigma_n, \mathbb{Z})$), C is said to be of degree d (resp. of bidegree (k, l)). For example, a real algebraic curve of degree d in \mathbb{CP}^2 is a real pseudo-holomorphic curve of degree d for the standard complex structure. All intersections of two J -holomorphic curves are positive, so the Bezout theorem is still true for two J -holomorphic curves.

Gromov pointed out that through 2 (resp. 5) given generic points in \mathbb{CP}^2 , there exists a unique J -line (resp. J -conic) passing through these points. As soon as the degree is greater than 3, such statement is no more true. This is a direction to find some difference between algebraic and pseudo-holomorphic curves (see [7] where the authors use pencils of cubics).

From now on, we state results about "curves" if they are valid in both cases, algebraic and pseudo-holomorphic. A nonsingular real curve of genus g is called an $(M - i)$ -curve if its real part has $g + 1 - i$ connected components. If $i = 0$, we simply speak about M -curve or *maximal curve*. A connected component of the real part of a nonsingular real curve in a real surface is called an *oval* if it is contractible in the surface. In \mathbb{RP}^2 the complement of an oval is formed by two connected components, one of which is homeomorphic to a disk (called the *interior* of the oval) and the other to a Möbius strip (called the *exterior* of the oval). Two ovals in \mathbb{RP}^2 are said to constitute an *injective pair* if one of them is enclosed by the other. A set of ovals such that any two ovals of this set form an injective pair is called a nest. For a nonsingular real curve of degree 7 with a nest, the oval which contains some other ovals is called the *non-empty oval* of the curve. The ovals lying inside this oval are called the *inner ovals* while those lying outside are called the *outer ovals*.

A nonsingular real curve C is a 2-dimensional object and $C \setminus \mathbb{R}C$ is either connected or it has two connected components. In the former case, we say that $\mathbb{R}C$ is a *non dividing curve*, or of type II , and in the latter case, we say that $\mathbb{R}C$ is a *dividing curve*, or of type I .

Let C be a dividing curve. The two halves of $A \setminus \mathbb{R}A$ induce two opposite orientations on $\mathbb{R}A$ which are called *complex orientations* of the curve. Fix such a complex orientation of the curve. An injective pair of ovals in \mathbb{RP}^2 is called *positive* if the orientations of the two ovals are induced by one of the orientations of the annulus in \mathbb{RP}^2 bounded by the two ovals, and *negative* otherwise. Now suppose that C is of odd degree. If the integral homology classes realized by the odd component of the curve and an oval in the Möbius strip defined by the exterior of this oval have the same sign, we say that this oval is *negative*, and *positive* otherwise. Denote by Π_+ (resp. Π_-) the number of positive (resp. negative) injective pairs of ovals and by Λ_+ (resp. Λ_-) the number of positive (resp. negative) ovals.

Proposition 2.2 (Rokhlin-Mischachev's orientation formula) *If C is a dividing nonsingular curve of degree $2k + 1$ in \mathbb{RP}^2 with l ovals, then*

$$\Lambda_+ - \Lambda_- + 2(\Pi_+ - \Pi_-) = l - k(k + 1)$$

The following fact about curves in toric surfaces is well known.

Proposition 2.3 *Let C be a nonsingular real curve with Newton polygon Δ in a toric surface. Then the genus of C is equal to the number of integer points in the interior of Δ .*

Lemma 2.4 *Let X be a curve of bidegree $(3, 1)$ on Σ_2 , whose the real part is as depicted in Figure 1a). We orient \mathcal{L} , the pencil of lines of Σ_2 , from the left to the right. Then, the lines of \mathcal{L} meet first all the ovals β and then all the ovals α or conversely.*

Moreover, if $\alpha + \beta \geq 3$, then, the lines of \mathcal{L} meet first all the ovals β and then all the ovals α .

Proof. Suppose there exists 3 ovals contradicting the lemma. Then the base passing through these ovals intersects the curve in 9 points what contradicts the Bezout theorem. \square

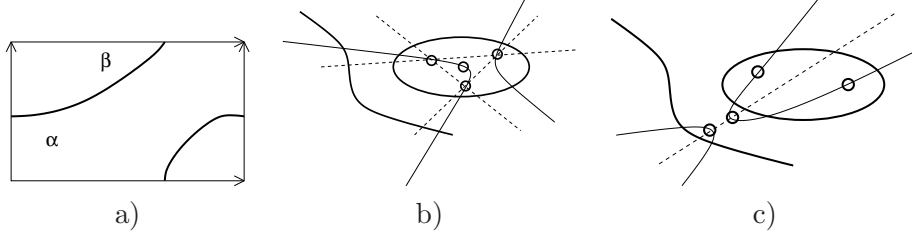


Figure 1:

Given a curve of odd degree in \mathbb{RP}^2 , one can speak about convexity : the segment defined by two points a and b is the connected component of the line $(a, b) \setminus \{a, b\}$ which has an even number of intersection points with the odd component of the curve.

Lemma 2.5 *If a real pseudo-holomorphic curve of degree 7 with at least 6 ovals has a nest, then it is possible to choose a point in each inner oval such that these points are the vertices of a convex polygon in \mathbb{RP}^2 . Moreover, if a line L passes through two outer ovals O_1 and O_2 and separates the inner ovals, then O_1 and O_2 are not on the same connected component of $L \setminus (Int(O) \cup \mathcal{J})$ where O is the non-empty oval.*

Proof. Suppose there exists four empty ovals contradicting the lemma as depicted in Figure 1b) and c). Then the conic passing through these ovals and another one intersects the curve in at least 16 points what contradicts the Bezout theorem. \square

2.3 Braid theoretical methods

Here we recall the method exposed by Orevkov in [19]. We call the *group of braids with m -strings* the group $B_m = \langle \sigma_1, \dots, \sigma_{m-1} \mid \sigma_i \sigma_{i+1} \sigma_i = \sigma_{i+1} \sigma_i \sigma_{i+1}, \sigma_i \sigma_j = \sigma_j \sigma_i \text{ if } |i-j| > 1 \rangle$. We call the *exponent sum* of a braid $b = \prod_{j=1}^n \sigma_{i_j}^{k_j}$ the integer $e(b) = \sum_{j=1}^n k_j$. A braid b is called *quasipositive* if it is a product of conjugated elements of σ_1 in B_m .

An arrangement of the real part of a real curve in Σ_n up to isotopy which respect the pencil of lines \mathcal{L} is called an \mathcal{L} -*scheme*. From now on, we fix a base B of Σ_n , a fiber l_∞ of \mathcal{L} and an \mathcal{L} -*scheme* A in Σ_n , which may be nodal. Suppose moreover that all the intersections of A and E are real and that A intersects each fiber in m or $m-2$ real points (counted with multiplicities) and l_∞ in m distinct real points. Choose a standard coordinate system on Σ_n such that l_∞ has equation $\{x_2 = 0\}$ (see section 2.1). a trivialization of the \mathbb{CP}^1 -bundle over $B \setminus (B \cap l_\infty)$. Then, examine the real part of the fibration from $x_1 = -\infty$ to $x_1 = +\infty$, and encode the \mathcal{L} -*scheme* A in the following way :

- if the pencil of real lines has a tangency point with A , write \supset_k if A intersects a fiber in m real points before the tangency point, and \subset_k otherwise,
- if the pencil of real lines meets a double point of A , write \times_k if the tangents are non-real and \bullet_k otherwise,

- if A intersects the infinite section, write $/_k$ if the branch of A passing through the infinity lies in the region $\{y > 0\}$ just before the infinite point, and \backslash_k otherwise.

Here, k is the number of real intersection points of the fiber and A below the ramification point. Replace all the occurrences $\subset_k \supset_k$ and \bullet_k by o_k . Thus, we have now a coding $s_1 \dots s_r$ of the \mathcal{L} -scheme A . In order to obtain a braid from this coding, perform the following substitutions :

- replace each \times_j which appears between \subset_s et \supset_t by σ_j^{-1} ,
- replace each \backslash_1 which appears between \subset_s et \supset_t by $\sigma_1 \sigma_2 \dots \sigma_{m-1}$,
- replace each $/_m$ which appears between \subset_s et \supset_t by $\sigma_{m-1} \sigma_{m-2} \dots \sigma_1$,
- replace each subword $\supset_s \times_{i_{1,1}} \dots \times_{i_{r_1,1}} ?_1 \times_{i_{1,2}} \dots \times_{i_{r_2,2}} ?_2 \dots \times_{i_{1,p}} \dots \times_{i_{r_p,p}} ?_1 \subset_t$ with $?_i = \backslash_1, \backslash_3, /_m$ or $/_{m-2}$ by $\sigma_s^{-1} u_{1,1} \dots u_{r_1,1} v_1 u_{1,2} \dots u_{r_2,2} v_2 \dots v_p u_{1,p} \dots u_{r_p,p} \tau_{s,t}$, where

$$u_{j,k} = \begin{cases} \sigma_{i_{j,k}}^{-1} & \text{if } i_{j,k} < s-1, \\ \sigma_{i_{j,k}+2}^{-1} & \text{if } i_{j,k} > s-1, \\ \tau_{s,s+1} \sigma_{s-1}^{-1} \tau_{s+1,s} & \text{if } i_{j,k} = s-1, \end{cases} \quad v_l = \begin{cases} \sigma_1 \sigma_2 \dots \sigma_{m-1} & \text{if } ?_l = \backslash_1, \\ \sigma_2^{-1} \sigma_1^2 \sigma_2 \dots \sigma_{m-1} & \text{if } ?_l = \backslash_3, \\ \sigma_{m-1} \sigma_{m-2} \dots \sigma_1 & \text{if } ?_l = /_m, \\ \sigma_{m-2}^{-1} \sigma_{m-1}^2 \sigma_{m-2} \dots \sigma_1 & \text{if } ?_l = /_{m-2}, \end{cases}$$

$$\tau_{s,t} = \begin{cases} (\sigma_{s+1}^{-1} \sigma_s) (\sigma_{s+2}^{-1} \sigma_{s+1}) \dots (\sigma_t^{-1} \sigma_{t-1}) & \text{if } t > s, \\ (\sigma_{s-1}^{-1} \sigma_s) (\sigma_{s-2}^{-1} \sigma_{s-1}) \dots (\sigma_t^{-1} \sigma_{t+1}) & \text{if } t < s, \\ 1 & \text{if } t = s. \end{cases}$$

Then we obtain a braid $b_{\mathbb{R}}$. We define the braid associated to the \mathcal{L} -scheme A , denoted b_A , as the braid $b_{\mathbb{R}} \Delta_m^n$, where Δ_m is the Garside element of B_m and which is given by

$$\Delta_m = (\sigma_1 \dots \sigma_{m-1}) (\sigma_1 \dots \sigma_{m-2} \sigma_1) \dots (\sigma_1 \sigma_2) \sigma_1.$$

For example, the coding and the braid corresponding to the real \mathcal{L} -scheme in Σ_2 depicted in Figure 2a) are :

$$\supset_3 o_3^2 \times_1 o_2^2 \times_1^4 /_2 \subset_3 \times_2^2 \supset_3 \subset_3 \quad \text{and} \quad \sigma_3^{-3} \sigma_1^{-1} \sigma_2^{-1} \sigma_3 \sigma_2^{-2} \sigma_3^{-1} \sigma_2 \sigma_1^{-4} \sigma_2^{-1} \sigma_3^2 \sigma_2 \sigma_1 \sigma_2^{-2} \sigma_3^{-1} \Delta_4^2$$

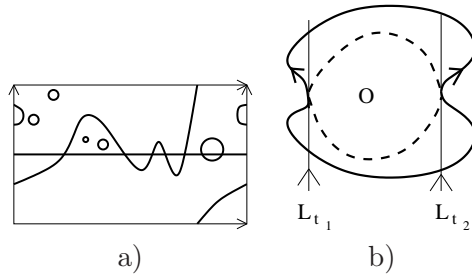


Figure 2:

In [19], the following result is proved, where r is the number of (real) intersection points of A with the exceptionnal section.

Theorem 2.6 *The \mathcal{L} – scheme A is realizable by a pseudo-holomorphic curve of bidegree (m, r) if and only if the braid b_A is quasipositive.*

Proposition 2.7 *Let A an \mathcal{L} – scheme, and A' the \mathcal{L} – scheme obtained from A by one of the following elementary operations :*

$$\begin{aligned} \times_j \supset_{j\pm 1} &\rightarrow \times_{j\pm 1} \supset_j \quad , \quad \subset_{j\pm 1} \times_j \rightarrow \subset_j \times_{j\pm 1} \quad , \quad \times_j u_k \rightarrow u_k \times_j \quad , \\ o_k \subset_k \supset_{k-1} &\longleftrightarrow \subset_k \times_{k-1} \supset_k \longleftrightarrow \subset_{k-1} \supset_k o_k \quad , \\ \subset_j \supset_{j\pm 1} &\rightarrow \emptyset \quad , \quad \subset_j \supset_k \rightarrow \supset_k \subset_j \quad , \quad o_j \rightarrow \emptyset \quad , \end{aligned}$$

where $|k - j| > 1$ and u stands for \times, \subset, \supset .

Then if A is realizable by a pseudo-holomorphic curve of bidegree (m, r) , so is A' .

Moreover, if A is realizable by a dividing pseudo-holomorphic curve of bidegree (m, r) and if A' is obtained from A by one of the previous elementary operations but the last one, so is A' .

According to Proposition 2.7, if an \mathcal{L} -scheme A is realizable by a pseudo-holomorphic curve, so is any \mathcal{L} -scheme obtained from A by some $\subset_j \supset_{j\pm 1} \rightarrow \emptyset$ operations. Unfortunately, as Orevkov showed ([23]), this is not the case for algebraic curves.

In this paper, we use the following tests to show that a given braid is not quasipositive. Propositions 2.8 and 2.9 are corollary of the Murasugi-Tristram inequality (see [19]) and Proposition 2.10 is a corollary of the generalized Fox-Milnor theorem (see [20]).

Proposition 2.8 *If a braid b in B_m is quasipositive and $e(b) < m - 1$, then the Alexander polynomial of b is identically zero.*

Proposition 2.9 *If a braid b in B_m is quasipositive and $e(b) = m - 1$, then all the roots of the Alexander polynomial of b situated on the unit circle are of order at least two.*

Proposition 2.10 *If a braid b in B_m is quasipositive and $e(b) = m - 1$, then $\det(b)$ is a square in \mathbb{Z} .*

One can refer to [18] or [19] for the definitions of the Alexander polynomial and the determinant of a braid.

2.4 Comb theoretical methods

In [21], Orevkov reformulates the existence of real algebraic curves of bidegree $(3, 0)$ realizing a given \mathcal{L} -scheme in Σ_n in terms of some colored graphs on \mathbb{CP}^1 . Guided by this article, we give in this section an efficient algorithm to check whether an \mathcal{L} -scheme is realizable by a real algebraic curve of bidegree $(3, 0)$ in Σ_n .

Using these *Trigonal graphs on \mathbb{CP}^1* , Orevkov ([23]) obtained a classification of curves of bidegree $(3, 0)$ in Σ_n up to isotopy which respects the pencil of lines, in terms of gluing of cubics.

Trigonal graphs on \mathbb{CP}^1

In what follows, n is a positive integer and $P(X, Y) = Y^3 + b_2(X)Y + b_3(X)$ is a real polynomial, where $b_i(X)$ is a real polynomial of degree i in X . By a suitable change of coordinates in Σ_n , any curve of bidegree $(3, 0)$ in Σ_n can be put into this form. Denote by $D = -4b_2^3 - 27b_3^2$ the discriminant of P with respect to the variable Y and consider the rational function $f(X) = \frac{D}{b_3^2} = -\frac{4b_2^3}{b_3^2} - 27$. Color

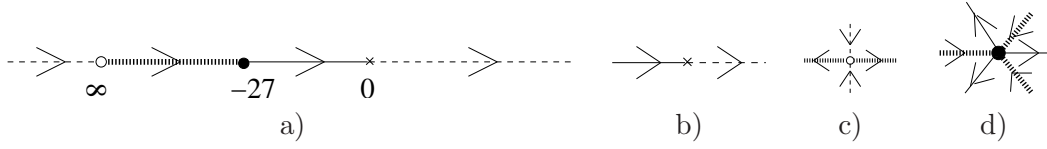


Figure 3:

and orient $\mathbb{R}P^1$ as depicted in Figure 3a). Let Γ be the coloured and oriented graph $f^{-1}(\mathbb{R}P^1)$ with the colouring and the orientation induced by those chosen on $\mathbb{R}P^1$. Then, Γ is a coloured and oriented graph on $\mathbb{C}P^1$, invariant under the action of the complex conjugation. Moreover, Γ has exactly $6n$ vertices depicted in Figure 3a), $3n$ vertices depicted on 3b) and $2n$ vertices depicted on 3c). The intersection of Γ and $\mathbb{R}P^1$ can be extracted from the real part of the curve P as shown on Figure 4 (here we also depicted a small neighborhood of $f^{-1}(\mathbb{R}P^1) \cap \mathbb{R}P^1$ and we omitted the arrows). The correspondances on Figures 4a) and b) are obvious, and those on Figures 4c) and d)

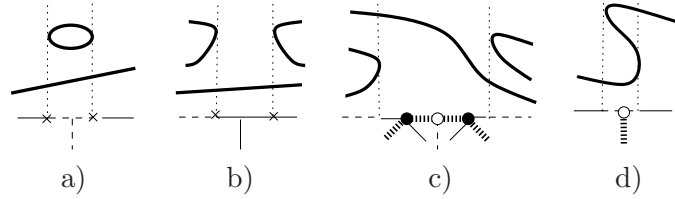


Figure 4:

are given by the two following propositions proved in [21]. Let x_1 and x_2 be two real numbers such that $x_1 < x_2$.

Proposition 2.11 *Suppose the interval $[x_1, x_2]$ verifies the following conditions :*

- *each of the polynomials $P(x_1, Y)$ and $P(x_2, Y)$ has one simple root and one double root,*
- *the double root is greater than the simple root for one of the polynomials $P(x_1, Y)$ and $P(x_2, Y)$ and vice-versa for the other polynomial,*
- *the polynomial $P(x_0, Y)$ has exactly one real root for $x_1 < x_0 < x_2$.*

Then, $[x_1, x_2]$ contains at least two real roots of b_2 and one root of b_3 which is between two real roots of b_2 .

Proposition 2.12 *Suppose the interval $[x_1, x_2]$ verifies the first two conditions in proposition 2.11 and the polynomial $P(x_0, y)$ has exactly three real roots for $x_1 < x_0 < x_2$. Then, $[x_1, x_2]$ contains at least one root of b_3 .*

In the same way, one can associate a colored and oriented graph on $\mathbb{R}P^1$ to an \mathcal{L} -scheme A of bidegree $(3, 0)$ as indicated on Figure 4.

Definition 2.13 *The colored and oriented graph on $\mathbb{R}P^1$ constructed above is called the real graph associated to A .*

Definition 2.14 *Let Γ be a subset of $\mathbb{C}P^1$ and $\pi : \Gamma \rightarrow \mathbb{R}P^1$ a topological ramified covering. Then the coloring and orientation of $\mathbb{R}P^1$ shown on Figure 3a) defines a coloring and an orientation of Γ via π . We say that Γ is a trigonal graph of degree n if*

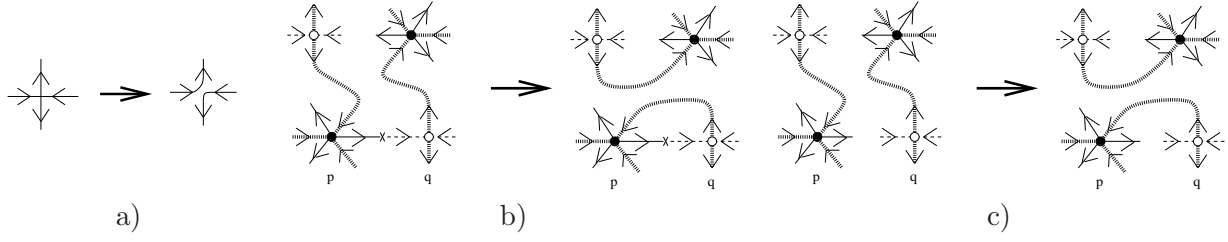


Figure 5:

- Γ has exactly $6n$ vertices depicted in Figure 3a), $3n$ vertices depicted on 3b) and $2n$ vertices depicted on 3c), and no other non-real multiple points,
- The set $\pi^{-1}([\infty; -27])$ is connected.

Theorem 2.15 Let A be an \mathcal{L} -scheme of bidegree $(3, 0)$ in Σ_n and G its real graph. Then A is realizable by real algebraic curves of bidegree $(3, 0)$ in Σ_n if and only if there exists a trigonal graph Γ of degree n such that $\Gamma \cap \mathbb{RP}^1 = G$.

Proof. If there exists such a trigonal graph of degree n , the existence of the desired real algebraic curve is proved in [21].

Suppose there exists a real algebraic curve P realizing A . Define f and Γ as in the beginning of this section. Made all the following operations on one of the halves of $\mathbb{CP}^1 \setminus \mathbb{RP}^1$. The final picture will be obtained by gluing the obtained graph with its image under the complex conjugation.

If Γ has non-real double points, smooth them as depicted on Figure 5a).

If $f^{-1}([\infty; -27])$ is not connected, choose p in $f^{-1}(-27)$ and q in $f^{-1}(\infty)$ which belong to different connected components of $f^{-1}([\infty; -27])$. If p and q belong to the same connected components of Γ , choose p and q such that they are connected in Γ by an arc of $f^{-1}([-27; \infty])$ and apply the operation depicted on Figure 5b) to Γ . Otherwise, choose p and q such that they lie on the boundary of one of the connected components of $\mathbb{CP}^1 \setminus \Gamma$ and apply the operation depicted on Figure 5c) to Γ . Apply these operations until $f^{-1}([\infty; -27])$ is connected. \square

The algorithm

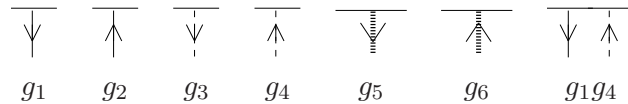


Figure 6:

Denote by CB_n the semigroup generated by the elements g_1, \dots, g_6 in \mathbb{R}^2 depicted in Figure 6. The multiplication of two elements cb_1 and cb_2 in CB is the attachment of the right endpoint of cb_1 to the left endpoint of cb_2 .

Definition 2.16 The elements of CB are called *combs*.

For example, the comb g_1g_4 is depicted on figure 6. The unit element of CB is denoted by 1.

Definition 2.17 A *weighted comb* is a quadruplet $(cb, \alpha, \beta, \gamma)$ in $CB \times \mathbb{Z}^3$.

Consider an \mathcal{L} -scheme A of bidegree $(3, 0)$ in Σ_n satisfying the hypothesis of section 2.3, and its coding $s_1 \dots s_r$ defined in section 2.3, using the symbols \subset , \supset , o and \times . In this coding, replace all the occurrences \times_k (resp. o_k) by $\supset_k \subset_k$ (resp. $\subset_k \supset_k$). This coding is denoted by $r_1 \dots r_q$. Define the weighted combs $(cb_i, \alpha_i, \beta_i, \gamma_i)$ as follows :

- $(cb_0, \alpha_0, \beta_0, \gamma_0) = (1, 6n, 3n, 2n)$
- $(c_1, \alpha_1, \beta_1, \gamma_1) = \begin{cases} (g_3, 6n - 1, 3n, 2n) & \text{if } n \text{ is even and } r_1 = \supset_k \text{ and } r_q = \subset_k, \\ & \text{or } n \text{ is odd and } r_1 = \supset_k \text{ and } r_q = \subset_{k\pm 1}, \\ (g_5, 6n - 1, 3n - 1, 2n) & \text{otherwise,} \end{cases}$
- for $i > 1$,

$$(c_i, \alpha_i, \beta_i, \gamma_i) = \begin{cases} (c_{i-1}g_2, \alpha_{i-1} - 1, \beta_{i-1}, \gamma_{i-1}) & \text{if } r_i = \subset_k \text{ and } r_{i-1} = \supset_k, \\ (c_{i-1}g_3, \alpha_{i-1} - 1, \beta_{i-1}, \gamma_{i-1}) & \text{if } r_i = \supset_k \text{ and } r_{i-1} = \subset_k, \\ (c_{i-1}g_6g_1g_4g_1g_6, \alpha_{i-1} - 1, \beta_{i-1} - 1, \gamma_{i-1} - 2) & \text{if } r_i = \supset_k \text{ and } r_{i-1} = \subset_{k\pm 1}, \\ (c_{i-1}g_5, \alpha_{i-1} - 1, \beta_{i-1} - 1, \gamma_{i-1}) & \text{if } r_i = \subset_k \text{ and } r_{i-1} = \supset_{k\pm 1}. \end{cases}$$

Definition 2.18 One says that the weighted comb $(cb_q, \frac{\alpha_q}{2}, \frac{\beta_q}{2}, \frac{\gamma_q}{2})$ is associated to the \mathcal{L} -scheme A .

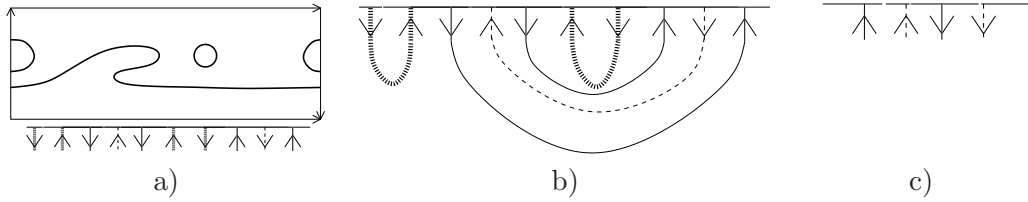


Figure 7:

Definition 2.19 Let cb be a comb. A closure or cb is a subset of \mathbb{R}^2 obtained by joining each generator g_1 (resp. g_3, g_5) in cb to a generator g_2 (resp. g_4, g_6) in cb by a path in \mathbb{R}^2 without double points.

If there exists a closure of cb , one says that cb is closed.

For example, the weighted comb associated to the \mathcal{L} -scheme in Σ_1 depicted in Figure 7a) is $(g_5g_6g_1g_4g_1g_6g_5g_2g_3g_2, 0, 0, 0)$. A closure of this comb is shown on Figure 7b). The comb depicted on Figure 7c) is not closed.

Definition 2.20 A chain of weighted combs is a sequence $(w_i)_{1 \leq i \leq k}$ of weighted combs such that :

$w_k = (cb, 0, 0, 0)$ where cb is a closed comb,
 $\forall i \in \{1 \dots k - 1\}$, the weighted comb w_{i+1} is obtained from w_i by one of the following operations :

- (1) if $\gamma > 0$:
 $g_2 \rightarrow (g_6g_1)^2g_6, \alpha_{i+1} = \alpha_i, \beta_{i+1} = \beta_i, \gamma_{i+1} = \gamma_i - 1$
or $g_5 \mapsto (g_3g_6)^2g_3, \alpha_{i+1} = \alpha_i - 3, \beta_{i+1} = \beta_i, \gamma_{i+1} = \gamma_i - 1$
- (2) if $\alpha > 0$:
 $g_1 \rightarrow g_3, \alpha_{i+1} = \alpha_i - 1, \beta_{i+1} = \beta_i, \gamma_{i+1} = 0$
- (3) else :
 $g_5 \rightarrow g_4g_5g_4, \alpha_{i+1} = 0, \beta_{i+1} = \beta_i - 1, \gamma_{i+1} = 0.$

One says that the chain $(w_i)_{1 \leq i \leq k}$ starts at w_1 .

Definition 2.21 Let w be a weighted comb. The multiplicity of w , denoted by $\mu(w)$, is defined as the number of chains of weighted combs which start at w .

Theorem 2.22 *Let A be an \mathcal{L} -scheme of bidegree $(3, 0)$ in Σ_n and w its associated weighted comb. Then A is realizable by real algebraic curves of bidegree $(3, 0)$ in Σ_n if and only if $\mu(w) > 0$ or $w = (1, 6n, 3n, 2n)$.*

Proof. Let $w = (cb, \alpha, \beta, \gamma)$ be the comb and G be the real graph associated to the \mathcal{L} -scheme A . If $cb = 1$, it is well known that A is realizable by a real algebraic curve of bidegree $(3, 0)$ in Σ_n . Otherwise, a chain of weighted combs starting at w is a reformulation of the statement :

"choose D one of the halves of $\mathbb{CP}^1 \setminus \mathbb{RP}^1$. There exists a finite sequence $(G_i)_{1 \leq i \leq k}$ of subset of \mathbb{CP}^1 such that :

- $G_0 = G$,
- G_k is a trigonal graph such that $G_k \cap \mathbb{RP}^1 = G$,
- for i in $\{1, \dots, \alpha\}$, G_i is obtained from G_{i-1} by one of the gluing in D depicted in Figures 18a) and b). Denote by c the number of gluing depicted in Figure 18b).
- for i in $\{\alpha + 1, \dots, \alpha + \beta - 3c\}$, G_i is obtained from G_{i-1} by the gluing in D depicted in Figure 18c).
- for i in $\{\alpha + \beta - 3c + 1, \dots, k - 2\}$, G_i is obtained from G_{i-1} by the gluing in D depicted in Figure 18d).
- G_{k-1} has no boundary and contains G_{k-2} .
- $k = \alpha + \beta + \gamma - 3c + 2$,
- G_k is the gluing of G_{k-1} and its image under the complex conjugation".

So, according to Theorem 2.15, there exists a chain of weighted combs starting at w if and only if A is realizable by a real algebraic curve of bidegree $(3, 0)$ in Σ_n . \square

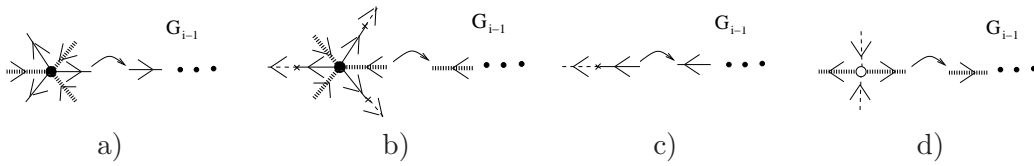


Figure 8:

Theorem 2.22 provides an algorithm to check whether an \mathcal{L} -scheme is realizable by a real algebraic curve of bidegree $(3, 0)$ in Σ_n . In order to reduce computations, one can use the following observations.

Lemma 2.23 *Let cb be a closed comb and Cl one of its closures. Suppose that $cb = c_1 g_{i_1} c_2 g_{i_2} c_3$ and that g_{i_1} and g_{i_2} are joined in Cl . Then the combs $c_1 c_3$ and c_2 contain the same number of g_1 (resp. g_3, g_5) and g_2 (resp. g_4, g_6).*

Proof. Straightforward.

Lemma 2.24 *Let $(cb, 0, \beta, 0)$ be an element of a chain of weighted combs. Then it is possible to join each g_1 in cb to a g_2 in cb by a path in \mathbb{R}^2 without double points, such that if $cb = c_1 g_{i_1} c_2 g_{i_2} c_3$ with g_{i_1} and g_{i_2} joined, then the combs $c_1 c_3$ and c_2 contain the same number of g_1 and g_2 .*

Proof. Straightforward. \square

Lemma 2.25 *Let $(cb, \alpha, \beta, 0)$ be an element of a chain of weighted combs, where $cb = \prod_{j=1}^k g_{i_j}$. Define the equivalence relation \sim on $\{j | i_j = 1 \text{ or } 2\}$ as follows :*

$$r \sim s \text{ if the number of } g_1, g_2, g_3, \text{ and } g_4 \text{ in } \prod_{j=r}^s g_{i_j} \text{ is odd.}$$

Denote by E_1^{cb} and E_2^{cb} the two equivalence classes of \sim . Then

$$|Card(E_1^{cb}) - Card(E_2^{cb})| \leq \alpha.$$

Proof. Choose a chain of weighted combs $(w_i)_{1 \leq i \leq k}$ which contains $(cb, \alpha, \beta, 0)$ and let $(\tilde{cb}, 0, \beta, 0)$ be an element of this chain. Then there exists $l \in \{1 \dots \alpha\}$ such that

$$Card(E_1^{\tilde{cb}}) = Card(E_1^{cb}) - l \text{ and } Card(E_2^{\tilde{cb}}) = Card(E_2^{cb}) - \alpha + l.$$

It is obvious that in a closure of \tilde{cb} , an element of $E_1^{\tilde{cb}}$ has to be joined to an element of $E_2^{\tilde{cb}}$ so the cardinal of these two sets are equal. \square

The algorithm given by Theorem 2.22 improved by Lemmas 2.23, 2.24, and 2.25, is quite efficient : the computations needed in this article have been done in less than 5 seconds on a computer.

2.5 General facts about symmetric curves in the real plane

We denote by B_0 the line $\{y = 0\}$. The involutions c and $conj$ commute, so $s \circ conj$ is an anti-holomorphic involution on $\mathbb{C}P^2$. The real part of this real structure is a real projective plane $\widetilde{\mathbb{R}P^2} = \{[x_0 : ix_1 : x_2] \in \mathbb{C}P^2 | (x_0, x_1, x_2) \in \mathbb{R}^3 \setminus \{0\}\}$, and it is clear that $\widetilde{\mathbb{R}P^2} \cap \mathbb{R}P^2 = \mathbb{R}\Delta \cup \{[0 : 1 : 0]\}$. A symmetric curve C is real for the structures defined by $conj$ and $s \circ conj$. Denote $\widetilde{\mathbb{R}C}$ its real part for $s \circ conj$ and call it the mirror curve of $\mathbb{R}C$.

For a maximal symmetric curve, the real scheme realized by the mirror curve is uniquely determined.

Theorem 2.26 (Fiedler) *The mirror curve of a maximal symmetric curve of degree $2k + 1$ is a nest of depth k with a pseudo-line.*

Denote by \mathcal{L}_p the pencil of lines through the point $[0 : 1 : 0]$ in $\mathbb{C}P^2$. If C is a real symmetric curve of degree 7 in $\mathbb{R}P^2$, the curve $X = C/s$ is a curve of bidegree $(3, 1)$ in Σ_2 and is called the *quotient curve* of C . The \mathcal{L} -scheme realized by $\mathbb{R}X$ is obtained by gluing the \mathcal{L}_p -schemes realized by $\mathbb{R}C$ and $\widetilde{\mathbb{R}C}$ along B_0 .

Conversely, a symmetric curve is naturally associated to an arrangement of a curve X of bidegree $(3, 1)$ and a base in Σ_2 .

Proposition 2.27 (Fiedler) *If C is a dividing symmetric curve of degree d in $\mathbb{R}P^2$, then*

$$Card(\mathbb{R}C \cap \Delta) = d \text{ or } Card(\mathbb{R}C \cap \Delta) = 0$$

Thus, in the case of a dividing symmetric curve of odd degree, all the common points between the curve and B_0 are real.

Proposition 2.28 *Let C be a nonsingular real pseudo-holomorphic symmetric curve in $\mathbb{R}P^2$. Then C is smoothly isotopic to a nonsingular real pseudo-holomorphic symmetric curve C' in $\mathbb{R}P^2$ whose invariant components of $\widetilde{\mathbb{R}C'}$ have all their tangency points with a line of \mathcal{L}_p on B_0 .*

Proof. Suppose that $\widetilde{\mathbb{R}C'}$ have tangency points with a line of \mathcal{L}_p not on B_0 . Then push all the corresponding tangent points of the quotient curve above B_0 applying the first elementary operation of Proposition 2.7. The resulting symmetric curve satisfies the conditions of the proposition. \square

For example, the symmetric curves of degree 4 depicted in Figures 9a) and d) are isotopic in $\mathbb{C}P^2$. The dashed curve represent their mirror curves. The corresponding quotient curves are depicted in Figures 9b) and c).

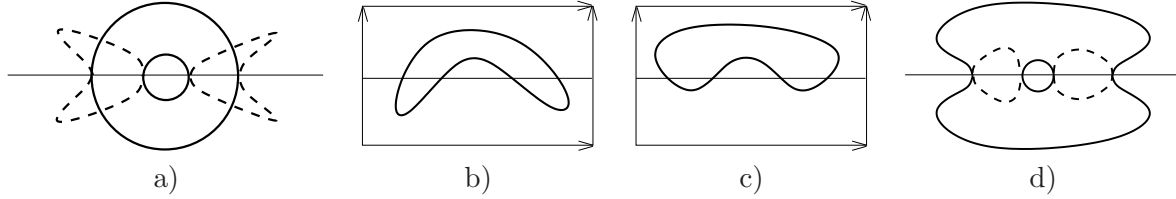


Figure 9:

The curves $\mathbb{R}C$ and $\mathbb{R}C'$ have the same complex orientations. Using the invariant components of $\widetilde{\mathbb{R}C'}$, one can apply the Fiedler orientations alternating rule to $\mathbb{R}C'$.

Proposition 2.29 *If C is a dividing symmetric curve in $\mathbb{R}P^2$, then an oval of $\mathbb{R}C$ and an oval of $\widetilde{\mathbb{R}C}$ cannot intersect in more than 1 point.*

Proof. Suppose that a curve C contradicts the lemma. Then according to Proposition 2.28, C is isotopic to a dividing pseudo-holomorphic symmetric curve C' with an invariant oval O of $\mathbb{R}C$, and an oval of $\widetilde{\mathbb{R}C}$ as shown in Figure 2b), which is impossible according to the Fiedler alternating rule. \square

In general, there is no link between the type of the symmetric curve and the type of its quotient curve. However, if both the symmetric curve and its mirror curve are of type I, there is no ambiguity.

Proposition 2.30 (Trille) *If a symmetric curve in $\mathbb{R}P^2$ and its mirror curve are of type I, so is the quotient curve.*

3 Pseudo-holomorphic statements

3.1 Prohibitions for curves of bidegree $(3, 1)$ in Σ_2

Proposition 3.1 *The following real schemes cannot be realized by symmetric pseudo-holomorphic curves of degree 7 in $\mathbb{R}P^2$:*

$$\langle J \amalg \beta \amalg 1 \langle \alpha \rangle \rangle \text{ with } \alpha = 6, 7, 8, 9 \text{ and } \beta = 14 - \alpha, \alpha = 7, 9 \text{ and } \beta = 13 - \alpha.$$

Proof. According to Proposition 2.26, 2.27, the Bezout theorem, Lemmas 2.4 and 2.5, the only possibilities for the \mathcal{L} -schemes of the quotient curves are depicted in Figure 10 for the four M -curves, and in Figures 11a), b) and c), for the two $(M - 1)$ -curves.

The curves in Figures 11a) (resp. c)) and 10c) (resp. d)) have the same position with respect to \mathcal{L} , so they give the same braid. Moreover, the braid corresponding to the curves in Figures 10d) and b) are the same. Thus, according to Lemma 2.4, the corresponding braids are :

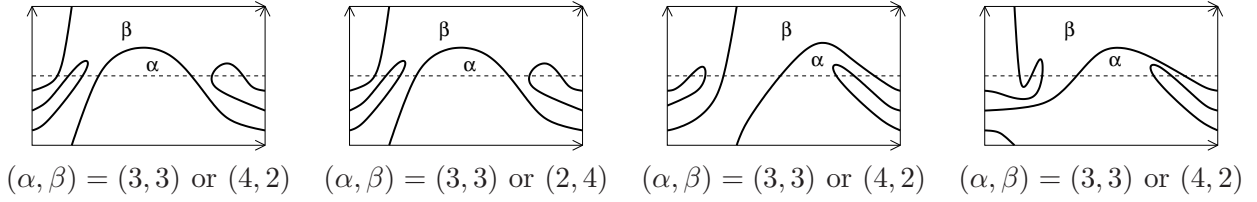


Figure 10:

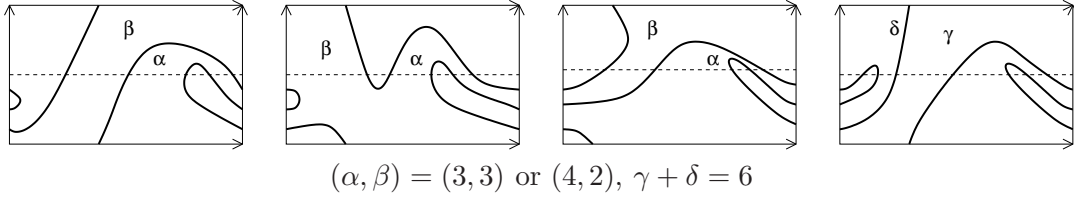


Figure 11:

$$\begin{aligned}
b_{\alpha, \beta}^1 &= \sigma_2 \sigma_1 \sigma_2^{-(1+\beta)} \sigma_1^{-1} \sigma_2 \sigma_1^{-\alpha} \sigma_2^{-1} \sigma_1 \Delta_3^2 \text{ with } (\alpha, \beta) = (3, 3), (4, 2), \\
b_{\alpha, \beta}^2 &= \sigma_1 \sigma_2^{-\beta} \sigma_1^{-1} \sigma_2 \sigma_1^{-\alpha} \Delta_3^2 \text{ with } (\alpha, \beta) = (3, 3), (2, 4), (4, 2), \\
b_{\alpha, \beta}^3 &= \sigma_2^{-1} \sigma_1^{-1} \sigma_2^2 \sigma_1 \sigma_2^{-\beta} \sigma_1^{-1} \sigma_2 \sigma_1^{-\alpha} \Delta_3^2 \text{ with } (\alpha, \beta) = (3, 3), (4, 2), \\
b^4 &= \sigma_2^{-7} \sigma_1 \sigma_2 \Delta_3^2.
\end{aligned}$$

The Alexander polynomials of those braids are

$$\begin{aligned}
p_{3,3}^1 &= p_{3,3}^2 = p_{4,2}^3 = (-1+t)^3, & p_{4,2}^1 &= p_{2,4}^2 = p_{4,2}^2 = p_{3,3}^3 = (-1+t)(t^2-t+1), \\
p^4 &= (-1+t)(t^4-t^3+t^2-t+1).
\end{aligned}$$

In each case, $e(b) = 1$ and the Alexander polynomial is not identically zero. So, according to Proposition 2.8, none of these braids is quasipositive. \square

Proposition 3.2 *The topology of the quotient curve of a maximal nonsingular symmetric pseudo-holomorphic curve in $\mathbb{R}P^2$ of degree 7 with a nest containing at least 2 ovals, with respect to the base $\{y = 0\}$ of Σ_2 is uniquely determined by the real scheme of the symmetric curve.*

Proof. Let C be a symmetric M -curve of degree 7 with a nest containing at least 2 ovals. Then the possible \mathcal{L} -schemes for the quotient curves of C are depicted in Figures 10a) and b) with $\alpha = 1, 2, 3, 4, 5, 6$ if the number of inner ovals is even and in Figures 10c) and d) with $\alpha = 0, 1, 2, 3, 4, 5, 6$ if the number of inner ovals is odd. So, according to Lemma 2.4, the corresponding braids are :

$$\begin{aligned}
b_{\alpha, \beta}^1 &= \sigma_2 \sigma_1 \sigma_2^{-(1+\beta)} \sigma_1^{-1} \sigma_2 \sigma_1^{-\alpha} \sigma_2^{-1} \sigma_1 \Delta_3^2 \text{ with } \alpha + \beta = 6 \text{ and } \alpha = 1, 2, 3, 4, 5, 6, \\
b_{\alpha, \beta}^2 &= \sigma_1 \sigma_2^{-\beta} \sigma_1^{-1} \sigma_2 \sigma_1^{-\alpha} \Delta_3^2 \text{ with } \alpha + \beta = 6 \text{ and } \alpha = 0, 1, 2, 3, 4, 5, 6, \\
b_{\alpha, \beta}^3 &= \sigma_2^{-1} \sigma_1^{-1} \sigma_2^2 \sigma_1 \sigma_2^{-\beta} \sigma_1^{-1} \sigma_2 \sigma_1^{-\alpha} \Delta_3^2 \text{ with } \alpha + \beta = 6 \text{ and } \alpha = 0, 1, 2, 3, 4, 5, 6.
\end{aligned}$$

The braids $b_{3,3}^1$, $b_{4,2}^1$, $b_{2,4}^2$, $b_{3,3}^2$, $b_{4,2}^2$, $b_{3,3}^3$ and $b_{4,2}^3$ were already shown to be not quasipositive in the proof of Proposition 3.1. The Alexander polynomials of the remaining braids are :

$$\begin{aligned}
p_{2,4}^1 &= (1-t+t^2), & p_{6,0}^1 &= p_{0,6}^2 = p_{6,0}^2 = p_{1,5}^3 = (-1+t)(t^4-t^3+t^2-t+1), \\
p_{0,6}^3 &= (t^2+t+1)(t^2-t+1)(-1+t)^3, & p_{5,1}^3 &= (-1+t)(t^2-t+1), \\
p &= 0 \text{ for the other braids.}
\end{aligned}$$

In each case, $e(b) = 1$, so if the Alexander polynomial of the braid is not identically null, according to Proposition 2.8, the braid is not quasipositive. Thus, $b_{\alpha,\beta}^1$ is not quasipositive for $\alpha = 2, 3, 4, 6$, $b_{\alpha,\beta}^2$ is not quasipositive for $\alpha = 0, 2, 3, 4, 6$, and $b_{\alpha,\beta}^3$ is not quasipositive for $\alpha = 0, 1, 3, 4, 5$. The construction in the next section of symmetric M -curves of degree 7 which have not been forbidden in Proposition 3.1 shows that the other braids are quasipositive (however, it is not difficult to check this directly on the braids). Hence, the topology of the quotient curve with respect to the base $\{y = 0\}$ of Σ_2 is uniquely determined by the topology of the symmetric curve. \square

Proposition 3.3 *If C is a maximal nonsingular symmetric pseudo-holomorphic curve in $\mathbb{R}P^2$ of degree 7 with a nest containing only one oval, then the only possibilities for the arrangement of its quotient curve and the base $\{y = 0\}$ of Σ_2 are depicted in Figures 11d) with $(\gamma, \delta) = (4, 2)$ or $(0, 6)$.*

Proof. If C has exactly one inner oval, the \mathcal{L} -schemes of the arrangement of its quotient curve and the base $\{y = 0\}$ of Σ_2 can only be as depicted in 11d). The braids corresponding to these curves are

$$b_{\gamma,\delta}^5 = \sigma_2^{-(1+\delta)} \sigma_1^{-1} \sigma_2^2 \sigma_1 \sigma_2^{-\gamma} \sigma_1^{-1} \sigma_2 \Delta_3^2 \text{ with } \gamma + \delta = 6 \text{ and } \gamma = 0, 1, 2, 3, 4, 5, 6.$$

The corresponding Alexander polynomials are :

$$\begin{aligned} p_{1,5}^5 &= p_{3,3}^5 = (-1+t)(t^2-t+1), & p_{2,4}^5 &= (-1+t)^3, \\ p_{5,1}^5 &= (-1+t)(t^4-t^3+t^2-t+1), & p_{6,0}^5 &= (t^2-t+1)(t^2+t+1)(-1+t)^3, \\ p_{0,6}^5 &= p_{4,2}^5 = 0. \end{aligned}$$

In each case, $e(b) = 1$, so according to Proposition 2.8, only the braids $b_{0,6}^5$ and $b_{4,2}^5$ can be quasipositive. \square

3.2 Prohibitions for reducible curves of bidegree $(4, 1)$ in Σ_2

Proposition 3.4 *The real scheme $\langle J \amalg 7 \amalg 1 \langle 6 \rangle \rangle$ is not realizable by a nonsingular symmetric pseudo-holomorphic curves of degree 7 in $\mathbb{R}P^2$.*

Proof. Here, it is not sufficient to look at the \mathcal{L} -schemes of the quotient curves in Σ_2 only, we look at the mutual arrangement of the quotient curves and a base of Σ_2 . The possible \mathcal{L} -scheme of the quotient curves for the symmetric curve announced above with respect to the base $\{y = 0\}$ are depicted in Figure 12.

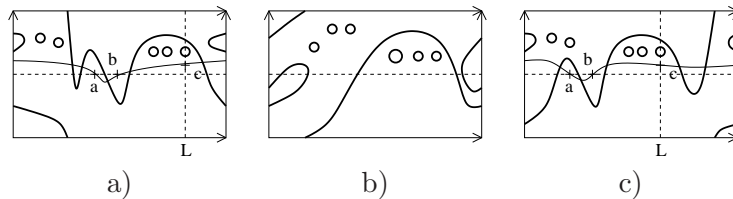


Figure 12:

The \mathcal{L} -scheme in Figures 12b) cannot be realized pseudo-holomorphically : the braid corresponding to this \mathcal{L} -scheme and the Alexander polynomial are :

$$\sigma_1^{-4} \sigma_2^2 \sigma_1^{-3} \sigma_2^{-1} \sigma_1 \Delta_3^2 \quad \text{and} \quad (-1+t)^3$$

The Alexander polynomial is not null although $e(b) = 1$, so according to Proposition 2.8, the braid is not quasipositive.

Consider the base H passing through the points a , b and c in Figures 12a) and c), where c is a point of the fiber L . If the point c varies on L from 0 to ∞ , then, because of the choice of L , for some c , the base H passes through an oval. Now, we want H to pass through the first oval we meet as c varies from 0 to ∞ . The only possible mutual arrangements for H and the quotient curves which do not contradict the Bezout theorem are shown in Figure 13. The corresponding braids are :

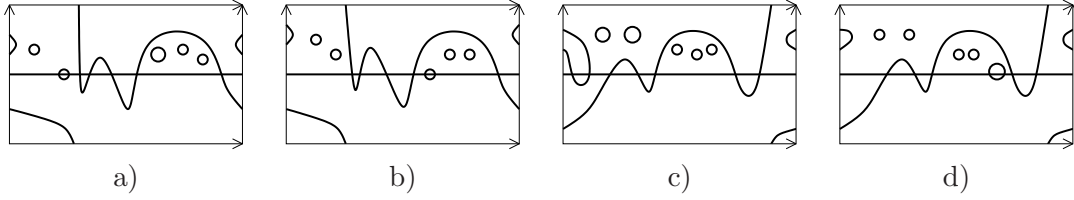


Figure 13:

$$\begin{aligned} b^6 &= \sigma_3^{-2} \sigma_2^{-2} \sigma_3^{-1} \sigma_1 \sigma_2^2 \sigma_1^{-4} \sigma_2^{-1} \sigma_3 \sigma_2^{-3} \sigma_3^{-1} \sigma_2 \sigma_1^{-1} \Delta_4^2, \\ b^7 &= \sigma_3^{-3} \sigma_1 \sigma_2^2 \sigma_1^{-4} \sigma_2^{-1} \sigma_3 \sigma_1^{-2} \sigma_2^{-3} \sigma_3^{-1} \sigma_2 \sigma_1^{-1} \Delta_4^2, \\ b^8 &= \sigma_2^{-2} \sigma_3^{-3} \sigma_1^{-3} \sigma_2^{-1} \sigma_3 \sigma_2^{-3} \sigma_3^{-1} \sigma_2 \sigma_1^{-2} \sigma_2^{-1} \sigma_3^2 \sigma_2 \sigma_1 \Delta_4^2, \\ b^9 &= \sigma_3^{-3} \sigma_1^{-3} \sigma_2^{-1} \sigma_3 \sigma_2^{-2} \sigma_1^{-2} \sigma_2^{-1} \sigma_3^{-1} \sigma_2 \sigma_1^{-2} \sigma_2^{-1} \sigma_3^2 \sigma_2 \sigma_1 \Delta_4^2. \end{aligned}$$

The computation of the corresponding Alexander polynomials gives :

$$\begin{aligned} p^6 &= (t^2 - t + 1)(t^6 - 3t^5 + 6t^4 - 5t^3 + 6t^2 - 3t + 1)(-1 + t)^3, & p^8 &= (-1 + t)^7, \\ p^7 &= (2t^4 - 2t^3 + 3t^2 - 2t + 2)(t^2 - t + 1)^2(-1 + t)^3, & p^9 &= (t^2 - t + 1)(-1 + t)^3. \end{aligned}$$

In each case, $e(b) = 2$, so according to Proposition 2.8, none of these braids is quasipositive. \square

3.3 Utilization of the Rokhlin-Mischachev orientation formula

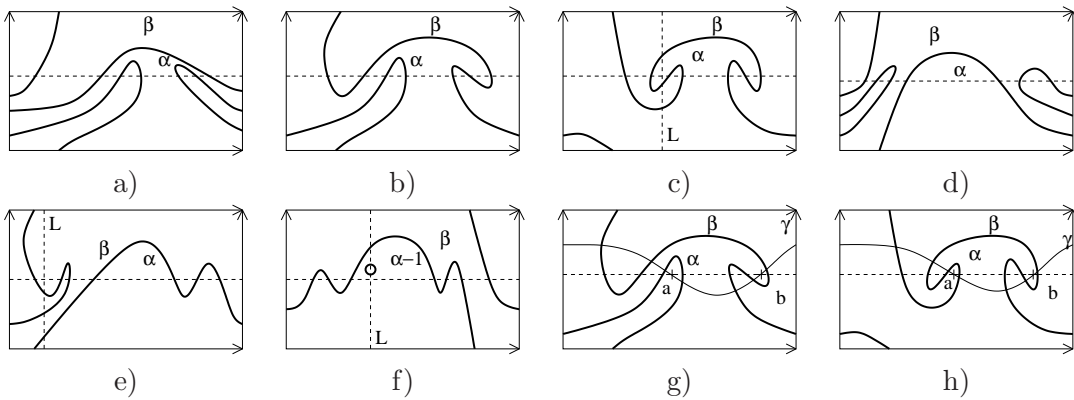


Figure 14:

Lemma 3.5 *There does not exist a symmetric dividing pseudo-holomorphic curve of degree 7 in $\mathbb{R}P^2$ with a quotient curve realizing the \mathcal{L} -scheme depicted in Figures 14a) and d) with $\alpha + \beta$ odd.*

Proof. Such a quotient curve is of type II because it is an $(M - 1)$ -curve. The mirror curve of the initial symmetric curve is a nest of depth 3 with an odd component, and so is of type I . Thaus, according to Proposition 2.30, the initial symmetric curve cannot be of type I . \square

Lemma 3.6 *There does not exist a symmetric dividing pseudo-holomorphic curve of degree 7 in $\mathbb{R}P^2$ with a quotient curve realizing the \mathcal{L} -scheme depicted in Figure 14b) with $\alpha + \beta$ odd.*

Proof. According to the Fiedler orientation alternating rule on symmetric curves corresponding to these quotient curves, the symmetric curves cannot be of type I if $\alpha + \beta$ is odd, as the two invariant empty ovals have opposite orientations. \square

Lemma 3.7 *There does not exist a symmetric dividing pseudo-holomorphic curve of degree 7 in $\mathbb{R}P^2$ with a quotient curve realizing the \mathcal{L} -scheme depicted in Figure 14c) with $(\alpha, \beta) = (4, 1), (3, 2), (2, 3)$, and $(1, 2)$.*

Proof. According to the Fiedler orientation alternating rule on symmetric curves corresponding to these quotient curves, the three invariant ovals are positive and that we have $\Lambda_+ - \Lambda_- = 1$, $\Pi_+ - \Pi_- = 0$ if α is odd, and $\Pi_+ - \Pi_- = -2$ if α is even. Thus, the Rokhlin-Mischachev orientation formula is fulfilled only for $(\alpha, \beta) = (3, 2)$. Choose L as the starting line for the pencil \mathcal{L} , and the corresponding braid and its Alexander polynomial are :

$$\sigma_1^{-4} \sigma_2^{-1} \sigma_1 \sigma_2^{-2} \sigma_1 \Delta_3^2 \quad \text{and} \quad (-1 + t)^3.$$

Since $e(b) = 1$, according to Proposition 2.8, the braid is not quasipositive. \square

Lemma 3.8 *There does not exist a symmetric dividing pseudo-holomorphic curve of degree 7 in $\mathbb{R}P^2$ with a quotient curve realizing the \mathcal{L} -scheme depicted in Figure 14e) with $(\alpha, \beta) = (5, 0), (4, 1), (3, 2), (2, 3)$, and $(2, 1)$.*

Proof. According to the Fiedler orientation alternating rule on symmetric curves corresponding to these quotient curves, the two invariant empty ovals have opposite orientations, the non-empty oval is negative, and we have $\Lambda_+ - \Lambda_- = 1$, $\Pi_+ - \Pi_- = 0$ if α is even, and $\Pi_+ - \Pi_- = -2$ if α is odd. Hence, the Rokhlin-Mischachev orientation formula is fulfilled only for $(\alpha, \beta) = (4, 1)$ or $(2, 3)$. Choose L as the starting line for the pencil \mathcal{L} , and the corresponding braids are :

$$b_{\alpha, \beta}^{10} = \sigma_3^{-1} \sigma_2^{-1} \sigma_1^{-1} \sigma_3^{-(1+\beta)} \sigma_2^{-1} \sigma_3 \sigma_2^{-\alpha} \sigma_3^{-1} \sigma_2 \sigma_1^{-3} \sigma_3 \sigma_2 \sigma_1 \sigma_3^{-1} \Delta_4^2.$$

The computation of the corresponding Alexander polynomials gives

$$p_{4,1}^{10} = (t^2 + 1)(t^2 - t + 1)(-1 + t)^3, \quad p_{2,3}^{10} = (t^4 - 2t^3 + 4t^2 - 2t + 1)(-1 + t)^3$$

In each case we have $e(b) = 2$, so according to Proposition 2.8, both braids are not quasipositive. \square

Lemma 3.9 *There does not exist a symmetric dividing pseudo-holomorphic curve of degree 7 in $\mathbb{R}P^2$ with a quotient curve realizing the \mathcal{L} -scheme depicted in Figure 14f) with $(\alpha, \beta) = (5, 0), (3, 2)$, and $(2, 3)$.*

Proof. Choose L as the starting line for the pencil \mathcal{L} , and the corresponding braids are :

$$b_{\alpha, \beta}^{11} = \sigma_2^{-\alpha} \sigma_3^{-1} \sigma_2 \sigma_3^{-\beta} \sigma_1^{-3} \sigma_1 \sigma_2^2 \sigma_1^{-4} \sigma_2^{-1} \sigma_3 \Delta_4^2.$$

The computation of the determinant gives 976 for $b_{5,0}^{11}$ and 592 for $b_{3,2}^{11}$ which are not squares in \mathbb{Z} although $e(b) = 3$. So according to Proposition 2.9, these two braids are not quasipositive.

The computation of the Alexander polynomial of $b_{2,3}^{11}$ gives

$$(t^2 + 1)(t^6 - 5t^5 + 12t^4 - 14t^3 + 12t^2 - 5t + 1)(-1 + t)^2.$$

The number i is a simple root of this polynomial and $e(b) = 3$. Thus, according to Proposition 2.10, this braid is not quasipositive. \square

Proposition 3.10 *The real schemes $\langle J \amalg 2 \amalg 1 \langle 10 \rangle \rangle$ and $\langle J \amalg 6 \amalg 1 \langle 6 \rangle \rangle$ are not realizable by nonsingular symmetric dividing pseudo-holomorphic curves of degree 7 in $\mathbb{R}P^2$.*

Proof. According to the Bezout theorem, Proposition 2.29, Lemma 1 and Lemma 2.5, the only possibilities for the \mathcal{L} -scheme of the quotient curve of such a dividing symmetric curve of degree 7 in $\mathbb{R}P^2$ are depicted in Figures 14a), g) and h) with $(\alpha, \beta + \gamma) = (4, 1)$ and $(2, 3)$ and in Figures 14d), e) and f) with $(\alpha, \beta) = (5, 0)$, and $(3, 2)$. If a curve of bidegree $(3, 0)$ realizes one of the two \mathcal{L} -schemes depicted in Figures 14g) and h) then $\gamma = 0$. Otherwise, the base passing through the points a and b and through an oval γ intersects the quotient curve in more than 7 points, what contradicts the Bezout theorem.

The remaining quotient curves have been prohibited in Lemmas 3.5, 3.6, 3.7, 3.8, and 3.9 \square

Proposition 3.11 *If a nonsingular symmetric dividing pseudo-holomorphic curve of degree 7 in $\mathbb{R}P^2$ realizes the real scheme $\langle J \amalg 8 \amalg 1 \langle 4 \rangle \rangle$, then the \mathcal{L} -scheme of its quotient curve is as depicted in Figure 14c) with $(\alpha, \beta) = (1, 4)$.*

If a nonsingular symmetric dividing pseudo-holomorphic curve of degree 7 in $\mathbb{R}P^2$ realizes the real scheme $\langle J \amalg 2\beta + 2 \amalg 1 \langle 2\alpha \rangle \rangle$ with $(\alpha, \beta) = (4, 1)$ or $(2, 1)$, then the \mathcal{L} -scheme of its quotient curve is as depicted in Figure 14f).

Proof. The proof is the same as for the previous proposition. \square

Proposition 3.12 *The real scheme $\langle J \amalg 4 \amalg 1 \langle 4 \rangle \rangle$ is not realizable by nonsingular symmetric dividing pseudo-holomorphic curves of degree 7 in $\mathbb{R}P^2$.*

Proof. Suppose the contrary. Then, according to Proposition 3.11, the quotient curve X of such a symmetric curve is as depicted in Figure 14f) with $(\alpha, \beta) = (2, 1)$. Using the Fiedler orientation alternating rule, and denoting by ϵ the sign of the two non-invariant outer ovals of the symmetric curve, we have $\Lambda_+ - \Lambda_- = -1 + 2\epsilon$ and $\Pi_+ - \Pi_- = 0$. Thus, the Rokhlin-Mischachev orientation formula is fulfilled only if $\epsilon = -1$. Hence, one of the two complex orientations of the curve is as depicted in Figure 15a). Using once again the Fiedler orientation alternating rule, we see that the pencil of lines through the point p induces an order on the 6 non-invariant ovals of the symmetric curve as depicted in Figure 15a). So the ovals 4 and 1 are not on the same connected component of $\mathbb{R}P^2 \setminus (L_1 \cup L_2)$. The mutual arrangement of the curve X and the quotient curve of $(L_1 \cup L_2)$ (in bold line) is as depicted in Figure 15b). Now, consider the base of Σ_2 which passes through the three ovals of X . It has 9 intersection points with X which contradicts the Bezout theorem. \square

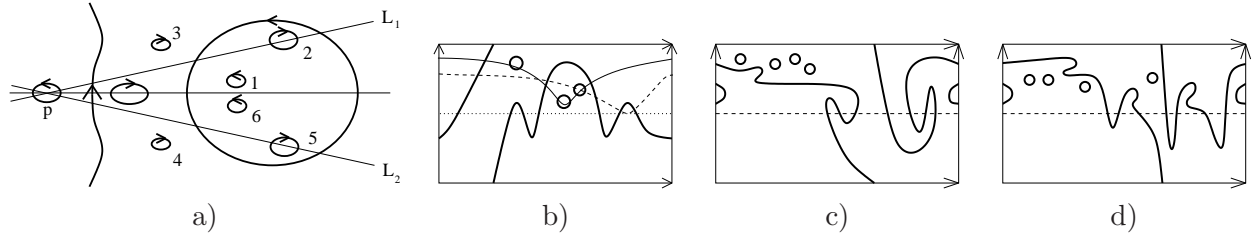


Figure 15:

3.4 Constructions

Proposition 3.13 *There exists nonsingular real pseudo-holomorphic curves of bidegree $(3, 1)$ in Σ_2 such that the \mathcal{L} -scheme realized by the union of this curve and a base is as shown in Figures 15c) and d). In particular, all the real tangency points of the curve with the pencil \mathcal{L} are above the base $\{y = 0\}$.*

Proof. The braids associated to these \mathcal{L} -schemes are

$$b^{12} = \sigma_2^{-1} \sigma_3^{-1} \sigma_2 \sigma_3^{-1} \sigma_2^{-1} \sigma_3^{-3} \sigma_2^{-1} \sigma_3 \sigma_1^{-1} \sigma_2^{-2} \sigma_3^{-1} \sigma_1 \sigma_2^2 \sigma_1^{-1} \sigma_2^{-2} \sigma_1^{-1} \sigma_2^{-1} \Delta_4^2,$$

$$b^{13} = \sigma_2^{-3} \sigma_3^{-1} \sigma_2^{-1} \sigma_3 \sigma_2^{-1} \sigma_3^{-1} \sigma_2 \sigma_1^{-2} \sigma_2^{-1} \sigma_1^{-1} \sigma_3^{-1} \sigma_1 \sigma_2^2 \sigma_1^{-2} \sigma_2^{-1} \sigma_1^{-1} \sigma_2^{-1} \sigma_3 \Delta_4^2.$$

Using the Garside normal form (see [8] or [16]), we see that these braids are trivial, so quasipositive. \square

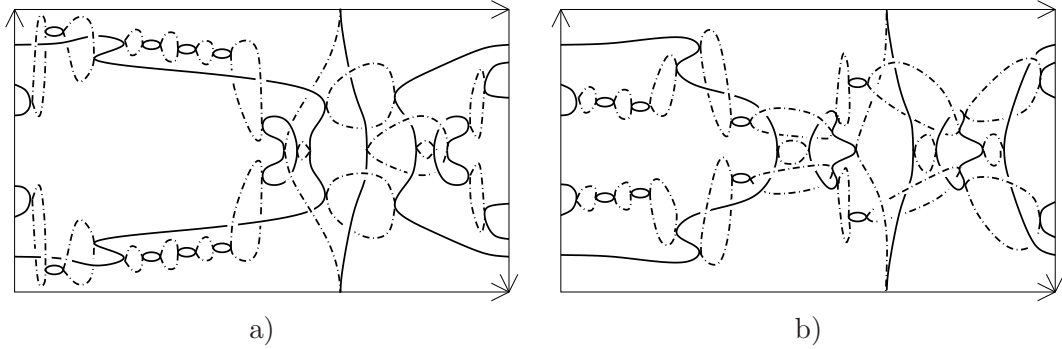


Figure 16:

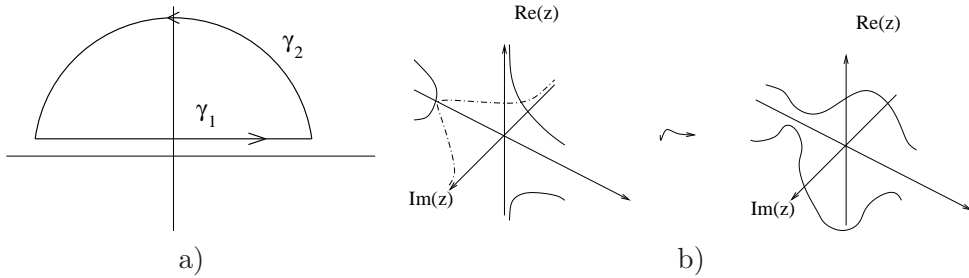


Figure 17:

Denote by C (resp. C') the strict transform by the blow up of \mathbb{CP}^2 at $[0 : 1 : 0]$ of a symmetric nonsingular pseudo-holomorphic curve of degree 7 in \mathbb{RP}^2 corresponding to the quotient curve

depicted in Figure 15c) (resp. d)). If we note p the intersection point of C with the exceptionnal section E and F_p the fiber of Σ_1 through p , the curve C has a tangency point of order 2 with F_p at p .

In order to prove Proposition 3.14, we look closer at the construction of the braid associated to a pseudo-holomorphic curve.

Let us introduce some notations. For $\epsilon > 0$, denote by $\gamma_{1,\epsilon}$ and $\gamma_{2,\epsilon}$ the followings paths

$$\begin{array}{ccc} \gamma_{1,\epsilon} : [-1, 1] & \rightarrow & \mathbb{C} \\ t & \mapsto & \frac{1}{\epsilon}t + i\epsilon \end{array} \quad \text{and} \quad \begin{array}{ccc} \gamma_{2,\epsilon} : [0, 1] & \rightarrow & \mathbb{C} \\ t & \mapsto & \frac{1}{\epsilon}e^{i\Pi t} + i\epsilon \end{array}.$$

Choose γ_ϵ a parametrisation of the union of the image of $\gamma_{1,\epsilon}$ and $\gamma_{2,\epsilon}$ (see Figure 17a)). Denote also by π the projection $\Sigma_1 \rightarrow \mathbb{C}P^1$ on the base $\{y = 0\}$, π' the restriction of π to $\Sigma_1 \setminus E$, $S_A = \pi^{-1}(\mathbb{R}P^1)$, D_ϵ the compact region of \mathbb{C} bounded by γ_ϵ , $b_{1,\epsilon} = \pi'^{-1}(\gamma_{1,\epsilon}([-1 : 1]) \cap A)$, $b_{2,\epsilon} = \pi'^{-1}(\gamma_{2,\epsilon}([0 : 1]) \cap A)$, $b_\epsilon = b_{1,\epsilon}b_{2,\epsilon}$ and $N_\epsilon = \pi'^{-1}(D_\epsilon) \cap A$. Thus, $b_{1,\epsilon}$ and $b_{2,\epsilon}$ are braids and $b_{2,\epsilon} = \Delta_6$.

As C is a real curve, S_C is formed by a real part which is $\mathbb{R}C$, and by a non-real part. This latter space has several connected components which are globally invariant by the complex conjugation. One can deduce S_C (resp. $S_{C'}$) from the quotient curve of C . The curve S_C (resp. $S_{C'}$) is depicted in Figure 16a) (resp. c)), where the bold lines are used to draw $\mathbb{R}C$ and the dash lines are used to draw $S_C \setminus \mathbb{R}C$. According to [19], the braid $b_{1,\epsilon}$ for ϵ small enough can be viewed as a smoothing of S_C .

Proposition 3.14 *The real pseudo-holomorphic curve C constructed above is a dividing curve.*

Proof. Except for the point p , all singular points of S_C are smoothed as explained in Section 2.3. There exist local coordinates (z, w) in a neighborhood of p in Σ_1 such that in this neighborhood, a line of \mathcal{L} has equation $z = \text{const}$ and C has equation $z = \frac{1}{w^2}$. Then, for ϵ small enough, the smoothing of S_C at p is given by the parametrisation

$$\begin{array}{ccc} [0, 1] & \rightarrow & [0, 1] \times \mathbb{C} \\ t & \mapsto & (\epsilon e^{i\Pi(1-t)}, \pm \frac{1}{\epsilon} e^{-\frac{i\Pi(1-t)}{2}}). \end{array}$$

So the smoothing of the connected component of C which contain p is depicted in Figure 17b). The closure of the braid b_ϵ corresponding to C has 6 components denoted by L_1, \dots, L_6 as depicted in Figure 18. By the Riemann-Hurwitz formula, we have

$$\mu(N_\epsilon) = g(N_\epsilon) + \frac{\mu(\hat{b}_\epsilon) + 6 - e(b_\epsilon)}{2}$$

, where $\mu(N_\epsilon)$ the number of connected components of N_ϵ and $g(N_\epsilon)$ the sum of the genus of the connected components of N_ϵ . We have $\mu(\hat{b}_\epsilon) = 6$, $e(b_\epsilon) = 0$ and $\mu(N_\epsilon) \leq 6$, so N_ϵ is composed by 6 discs. Denote these discs $D_{1,\epsilon}, \dots, D_{6,\epsilon}$ in such a way that $\partial D_{i,\epsilon} = L_{i,\epsilon}$. Define also $\overline{D_{i,\epsilon}} = \text{conj}(D_{i,\epsilon})$. As $\epsilon \rightarrow 0$, these 12 discs glue together along S_C , and C is the result of this gluing. Moreover, $C \setminus \mathbb{R}C$ is the result of the gluing of these 12 discs along $S_C \setminus \mathbb{R}C$. Hence, to find the type of C , we just have to study how the 12 discs glue along $S_C \setminus \mathbb{R}C$.

Denote by $D_{i,\epsilon} || D_{j,\epsilon}$ the relation “ $D_{i,\epsilon}$ glue with $D_{j,\epsilon}$ along a connected component of $S_C \setminus \mathbb{R}C$ as $\epsilon \rightarrow 0$ ”. Using the fact that each connected component of $S_C \setminus \mathbb{R}C$ is globally invariant by the complex conjugation, we have (see Figure 18a)) :

$$\begin{array}{ccccc} D_{1,\epsilon} || \overline{D_{2,\epsilon}}, & D_{1,\epsilon} || \overline{D_{6,\epsilon}}, & D_{1,\epsilon} || \overline{D_{4,\epsilon}}, & D_{2,\epsilon} || \overline{D_{3,\epsilon}}, & D_{2,\epsilon} || \overline{D_{5,\epsilon}}, \\ D_{3,\epsilon} || \overline{D_{6,\epsilon}}, & D_{3,\epsilon} || \overline{D_{4,\epsilon}}, & D_{4,\epsilon} || \overline{D_{5,\epsilon}}, & D_{5,\epsilon} || \overline{D_{6,\epsilon}}, & D_{i,\epsilon} || \overline{D_{j,\epsilon}} \implies D_{j,\epsilon} || \overline{D_{i,\epsilon}}. \end{array}$$

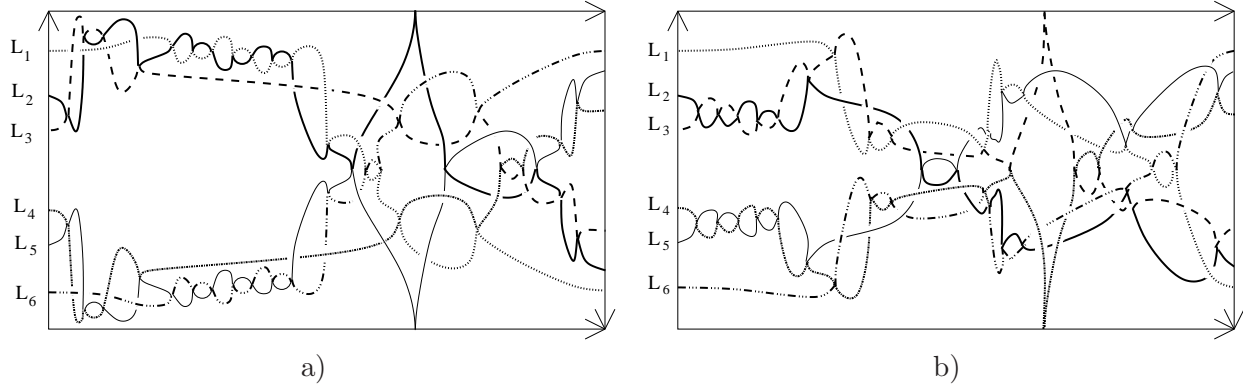


Figure 18:

The curve C is a dividing curve if and only if there exist two equivalence classes for \parallel . Here the equivalent classes are $\{D_{1,\epsilon}, D_{3,\epsilon}, D_{5,\epsilon}, \overline{D_{2,\epsilon}}, \overline{D_{4,\epsilon}}, \overline{D_{6,\epsilon}}\}$ and $\{D_{2,\epsilon}, D_{4,\epsilon}, D_{6,\epsilon}, \overline{D_{1,\epsilon}}, \overline{D_{3,\epsilon}}, \overline{D_{5,\epsilon}}\}$. Hence, C is a dividing curve and the proposition is proved. \square

Proposition 3.15 *The real pseudo-holomorphic curve C' constructed above is a dividing curve.*

Proof. We keep the same notations than in Proposition 3.14. As in this proposition, the closure of the braid b_ϵ has 6 components, the surface N_ϵ is composed by 6 discs and the two equivalence classes for the relation \parallel are $\{D_{1,\epsilon}, D_{2,\epsilon}, D_{4,\epsilon}, \overline{D_{3,\epsilon}}, \overline{D_{5,\epsilon}}, \overline{D_{6,\epsilon}}\}$ and $\{D_{3,\epsilon}, D_{5,\epsilon}, D_{6,\epsilon}, \overline{D_{1,\epsilon}}, \overline{D_{2,\epsilon}}, \overline{D_{4,\epsilon}}\}$ (see Figure 18b)). Hence, C is a dividing curve and the proposition is proved. \square

Corollary 3.16 *The complex schemes $\langle J\Pi 4_+ \Pi 4_- \Pi 1_+ \langle 2_+ \Pi 2_- \rangle \rangle_I$ and $\langle J\Pi 2_+ \Pi 2_- \Pi 1_+ \langle 4_+ \Pi 4_- \rangle \rangle_I$ are realizable by nonsingular symmetric real pseudo-holomorphic curves of degree 7 in $\mathbb{R}P^2$.*

4 Algebraic statements

4.1 Prohibitions

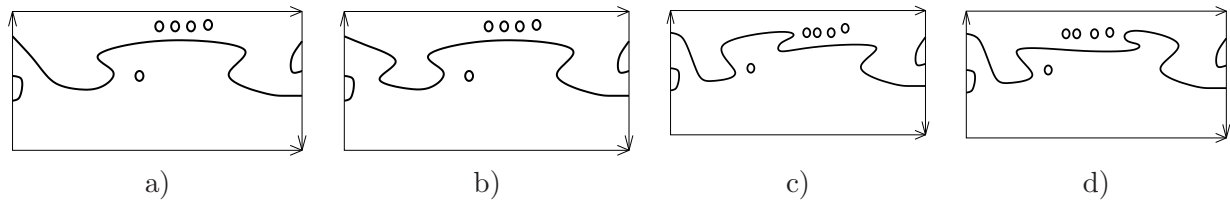


Figure 19:

Lemma 4.1 *The \mathcal{L} -schemes depicted in Figures 19b), c) and d) are not realizable by nonsingular real pseudo-holomorphic curves of bidegree $(3, 0)$ in Σ_3 .*

Proof. Compute the braids associated to these \mathcal{L} -schemes :

$$\begin{aligned} b^{14} &= \sigma_1^{-1} \sigma_2^{-1} \sigma_1^{-2} \sigma_2^{-1} \sigma_1 \sigma_2^{-4} \sigma_1^{-1} \Delta_3^3, & b^{15} &= \sigma_1^{-1} \sigma_2^{-1} \sigma_1^{-1} \sigma_2^{-5} \sigma_1^{-1} \Delta_3^3, \\ b^{16} &= \sigma_1^{-1} \sigma_2^{-1} \sigma_1^{-1} \sigma_2^{-1} \sigma_1 \sigma_2^{-4} \sigma_1^{-1} \sigma_2^{-1} \Delta_3^3. \end{aligned}$$

These braids verify $e(b) = 0$, so they are quasipositive if and only if they are trivial. Computing their Garside normal form (see [8] or [16]), we find

$$p^{14}\sigma_2^3\sigma_1^2\sigma_2^2\sigma_1^2\Delta_3^{-3}, \quad p^{15}\sigma_1\sigma_2^2\sigma_1^2\sigma_2^2\sigma_1^2\Delta_3^{-3}, \quad p^{16}\sigma_1\sigma_2^3\sigma_1^2\sigma_2^2\sigma_1\Delta_3^{-3}.$$

Thus, no one of these braids is quasipositive. \square

Lemma 4.2 *The \mathcal{L} -scheme depicted in Figure 19a) is not realizable by nonsingular real algebraic curves of bidegree $(3, 0)$ in Σ_3 .*

Proof. The weighted comb associated to this \mathcal{L} -scheme is

$$w_1 = (g_3g_6g_1g_4g_1g_6g_5g_2g_3g_6g_1g_4g_1g_6(g_3g_2)^3g_3g_6g_1g_4g_1g_6g_5g_2, 1, 2, 0).$$

We have $\mu(w_1) = 0$ so, according to Proposition 2.22 the lemma is proved.

Proposition 4.3 *The real scheme $\langle JII8II1\langle 4 \rangle \rangle$ is not realizable by nonsingular symmetric dividing real algebraic curves of degree 7 in $\mathbb{R}P^2$.*

Proof. Suppose that there exists a dividing symmetric curve which contradict the lemma. The real algebraic curve of bidegree $(3, 0)$ in Σ_3 obtained under a blow up of Σ_2 at the intersection point of the quotient curve and the exceptionnal section and a blow down of the strict transform of the fiber has a double point with non-real tangents. Smooth this double point in order to obtain an oval. Then, according to Propositions 3.11 and 2.22, the only possible \mathcal{L} -schemes which can be obtained are depicted in Figures 19a), b), c) and d). However, according to Lemmas 4.1 and 4.2, these \mathcal{L} -schemes are not algebraically realizable so there is a contradiction. \square

Lemma 4.4 *The \mathcal{L} -schemes depicted in Figures 20a), ..., f) are not realizable by nonsingular real pseudo-holomorphic curves of bidegree $(3, 0)$ in Σ_5 .*

Proof. Compute the braids associated to these \mathcal{L} -schemes :

$$\begin{aligned} b^{17} &= \sigma_2^{-3}\sigma_1^{-1}\sigma_2^{-1}\sigma_1^{-1}\sigma_2\sigma_1^{-1}c, & b^{18} &= \sigma_2^{-2}\sigma_1^{-2}\sigma_2^{-2}\sigma_1^{-1}\sigma_2\sigma_1^{-1}c, \\ b^{19} &= \sigma_2^{-2}\sigma_1^{-1}\sigma_2^{-2}\sigma_1^{-1}\sigma_2\sigma_1^{-1}\sigma_2^{-1}c, & b^{20} &= \sigma_2^{-4}\sigma_1^{-2}\sigma_2\sigma_1^{-1}c, \\ b^{21} &= \sigma_2^{-1}\sigma_1^{-1}\sigma_2^{-1}\sigma_1^{-1}\sigma_2^{-2}\sigma_1^{-1}\sigma_2\sigma_1^{-1}c, & b^{22} &= \sigma_2^{-2}\sigma_1^{-2}\sigma_2^{-1}\sigma_1\sigma_2^{-2}\sigma_1^{-1}\sigma_2\sigma_1^{-1}c, \\ & & & \text{where } c = \sigma_1^{-3}\sigma_2^{-1}\sigma_1\sigma_2^{-4}\sigma_1^{-1}\sigma_2\Delta_3^5. \end{aligned}$$

The braids b^{17} and b^{21} verify $e(b) = 2$, and the computation of their determinant gives 301 and 805, which are not squares in \mathbb{Z} . So according to Proposition 2.9, these two braids are not quasipositive.

The braids b^{18} , b^{19} , b^{20} , and b^{22} verify $e(b) = 1$, and the computation of their Alexander polynomials gives

$$\begin{aligned} p^{18} &= (-1+t)(t^2+1)(t^2-t+1), \\ p^{19} &= (-1+t)(t^2-t+1)(t^2+1)(t^6-t^5+2t^4-3t^3+2t^2-t+1), \\ p^{20} &= (-1+t)(t^4-t^3+2t^2-2t+1)(t^4-2t^3+2t^2-t+1)(t^2+1)^2, \\ p^{22} &= (-1+t)(t^4-t^3+t^2-t+1)(t^6-2t^5+4t^4-5t^3+4t^2-2t+1)(t^2-t+1)(t^2+1). \end{aligned}$$

According to Proposition 2.8, these four braids are not quasipositive. \square

Lemma 4.5 *The \mathcal{L} -schemes depicted in Figures 20g), ..., l) are not realizable by nonsingular real algebraic curves of bidegree $(3, 0)$ in Σ_5 .*

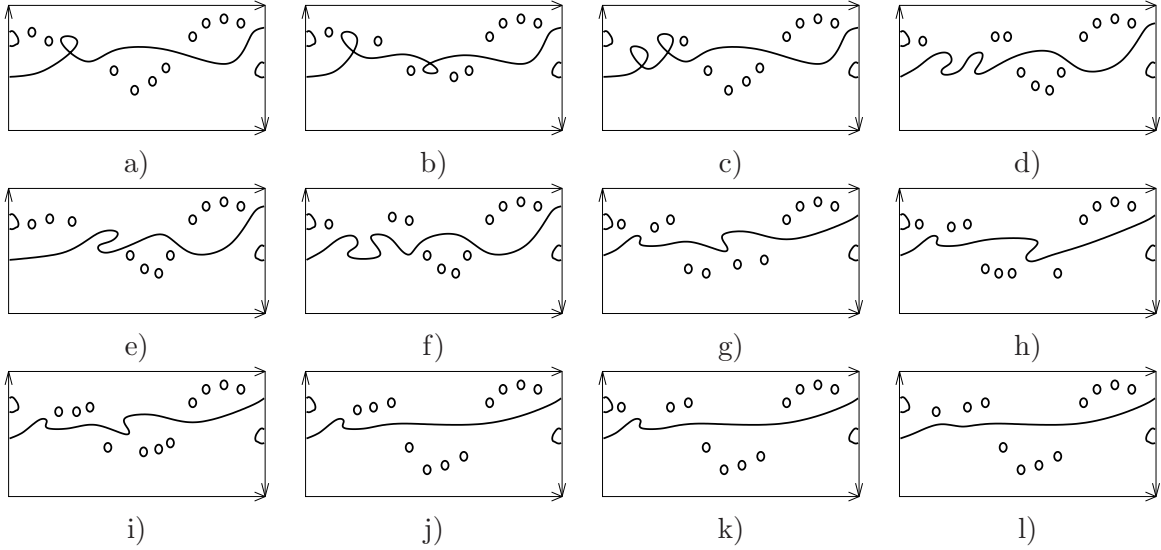


Figure 20:

Proof. The weighted combs associated to these \mathcal{L} -schemes are

$$\begin{aligned}
 w_2 &= (ag_3bg_5g_2ag_3bag_3bg_5g_2ag_3ba^3g_3b, 1, 4, 0), & w_5 &= (g_3bg_5g_2a^2g_3b(a^3g_3b)^2, 2, 5, 1), \\
 w_3 &= (ag_3bg_5g_2ag_3ba^3g_5bg_3ba^3g_3b, 1, 4, 0), & w_6 &= (ag_3bg_5g_2ag_3b(a^3g_3b)^2, 2, 5, 1), \\
 w_4 &= (g_3bg_5g_2a^2g_3bg_3bg_5g_2a^2g_3ba^3g_3b, 1, 4, 0), & w_7 &= ((a^3g_3b)^3, 3, 6, 2).
 \end{aligned}$$

where $a = g_3g_2$ and $b = g_6g_1g_4g_1g_6$.

The multiplicity of all these weighted comb is 0. Thus, according to Proposition 2.22, none of these \mathcal{L} -schemes is relizable by nonsingular real algebraic curves of bidegree $(3, 0)$ in Σ_5 . \square

Definition 4.6 A \mathcal{L} -scheme is minimal if no operation $\subset_j \supset_{j\pm 1} \rightarrow \emptyset$ is possible.

Proposition 4.7 The real scheme $\langle JII4II1\langle 8 \rangle \rangle$ is not realizable by nonsingular symmetric dividing real algebraic curves of degree 7 in \mathbb{RP}^2 .

Proof. Suppose that there exists a dividing symmetric curve which contradict the lemma. Then, according to Proposition 3.11, the only possible minimal \mathcal{L} -scheme for its quotient curve with respect to a base is depicted in Figure 14f). Blowing up Σ_2 at the intersection point of the quotient curve and the exceptionnal section and blowing down the strict transform of the fiber, we obtain a curve of bidegree $(3, 0)$ in Σ_3 with a double point with non-real tangents at p and arranged with respect to a base of Σ_3 as shown in Figure 21a). Then the cubic resolvante (see [27]) of the union of the base and the curve of bidegree $(3, 0)$ is a real algebraic curve of bidegree $(3, 0)$ on Σ_6 , depicted in Figure 21b). The point p is a triple point and the other singular points are double points with non-real tangents. Smoothing all the double points in order to obtain ovals, blowing up Σ_6 at p and blowing down the strict transform of the fiber, we obtain a nonsingular algebraic curve C of bidegree $(3, 0)$ in Σ_5 realizing the minimal \mathcal{L} -scheme depicted in Figure 21c). According to Proposition 2.7 and Lemma 4.4, the only possibilities for the \mathcal{L} -scheme realized by C which do not contradict obviously Proposition 2.22 are depicted in Figures 20g), ..., l). It has been proved in Lemma 4.5 that all these \mathcal{L} -schemes are not algebraically realizable, so there is a contradiction. \square

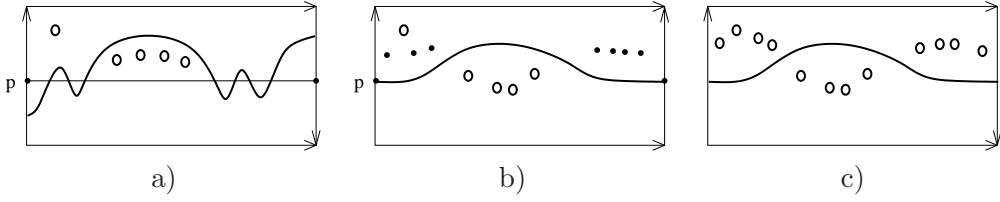


Figure 21:

4.2 Perturbation of a reducible symmetric curve

The standard method to construct a lot of different isotopy types of nonsingular algebraic curves is to perturb a singular curve in many ways. So the first idea to construct symmetric algebraic curves is to perturb in many symmetric ways a singular symmetric algebraic curve.

Proposition 4.8 *All the real schemes listed in table 4.8 are realizable by nonsingular symmetric real algebraic curves of degree 7 in $\mathbb{R}P^2$. Moreover, those marked with a * are realized by a dividing symmetric curve and those marked with a $^\circ$ are realized by a non-dividing curve.*

$\langle J \rangle^\circ$	$\langle J \amalg 10 \amalg 1 \langle 1 \rangle \rangle^\circ$	$\langle J \amalg 8 \amalg 1 \langle 3 \rangle \rangle^\circ$	$\langle J \amalg 1 \langle 6 \rangle \rangle^\circ$	$\langle J \amalg 1 \langle 9 \rangle \rangle^\circ$
$\langle J \amalg 1 \rangle^\circ$	$\langle J \amalg 11 \amalg 1 \langle 1 \rangle \rangle^{\circ,*}$	$\langle J \amalg 9 \amalg 1 \langle 3 \rangle \rangle^{\circ,*}$	$\langle J \amalg 1 \amalg 1 \langle 6 \rangle \rangle^\circ$	$\langle J \amalg 1 \amalg 1 \langle 9 \rangle \rangle^{\circ,*}$
$\langle J \amalg 2 \rangle^\circ$	$\langle J \amalg 12 \amalg 1 \langle 1 \rangle \rangle^\circ$	$\langle J \amalg 10 \amalg 1 \langle 3 \rangle \rangle^\circ$	$\langle J \amalg 2 \amalg 1 \langle 6 \rangle \rangle^\circ$	$\langle J \amalg 2 \amalg 1 \langle 9 \rangle \rangle^\circ$
$\langle J \amalg 3 \rangle^\circ$	$\langle J \amalg 13 \amalg 1 \langle 1 \rangle \rangle^*$	$\langle J \amalg 11 \amalg 1 \langle 3 \rangle \rangle^*$	$\langle J \amalg 3 \amalg 1 \langle 6 \rangle \rangle^\circ$	$\langle J \amalg 3 \amalg 1 \langle 9 \rangle \rangle^{\circ,*}$
$\langle J \amalg 4 \rangle^\circ$			$\langle J \amalg 4 \amalg 1 \langle 6 \rangle \rangle^{\circ,*}$	
$\langle J \amalg 5 \rangle^\circ$	$\langle J \amalg 1 \langle 2 \rangle \rangle^\circ$	$\langle J \amalg 4 \langle 1 \rangle \rangle^\circ$		
$\langle J \amalg 6 \rangle^\circ$	$\langle J \amalg 1 \amalg 1 \langle 2 \rangle \rangle^\circ$	$\langle J \amalg 1 \amalg 1 \langle 4 \rangle \rangle^\circ$	$\langle J \amalg 6 \amalg 1 \langle 6 \rangle \rangle^\circ$	
$\langle J \amalg 7 \rangle^{\circ,*}$	$\langle J \amalg 2 \amalg 1 \langle 2 \rangle \rangle^{\circ,*}$	$\langle J \amalg 2 \amalg 1 \langle 4 \rangle \rangle^{\circ,*}$		$\langle J \amalg 1 \langle 10 \rangle \rangle^{\circ,*}$
$\langle J \amalg 8 \rangle^\circ$	$\langle J \amalg 3 \amalg 1 \langle 2 \rangle \rangle^\circ$	$\langle J \amalg 3 \amalg 1 \langle 4 \rangle \rangle^\circ$		$\langle J \amalg 1 \amalg 1 \langle 10 \rangle \rangle^\circ$
$\langle J \amalg 9 \rangle^{\circ,*}$	$\langle J \amalg 4 \amalg 1 \langle 2 \rangle \rangle^{\circ,*}$	$\langle J \amalg 4 \amalg 1 \langle 4 \rangle \rangle^\circ$		$\langle J \amalg 2 \amalg 1 \langle 10 \rangle \rangle^\circ$
$\langle J \amalg 10 \rangle^\circ$	$\langle J \amalg 5 \amalg 1 \langle 2 \rangle \rangle^\circ$	$\langle J \amalg 5 \amalg 1 \langle 4 \rangle \rangle^\circ$	$\langle J \amalg 1 \langle 7 \rangle \rangle^\circ$	$\langle J \amalg 3 \amalg 1 \langle 10 \rangle \rangle^\circ$
$\langle J \amalg 11 \rangle^{\circ,*}$	$\langle J \amalg 6 \amalg 1 \langle 2 \rangle \rangle^\circ$	$\langle J \amalg 6 \amalg 1 \langle 4 \rangle \rangle^{\circ,*}$	$\langle J \amalg 1 \amalg 1 \langle 7 \rangle \rangle^{\circ,*}$	$\langle J \amalg 4 \amalg 1 \langle 10 \rangle \rangle^*$
$\langle J \amalg 12 \rangle^\circ$	$\langle J \amalg 7 \amalg 1 \langle 2 \rangle \rangle^\circ$		$\langle J \amalg 2 \amalg 1 \langle 7 \rangle \rangle^\circ$	
$\langle J \amalg 13 \rangle^{\circ,*}$	$\langle J \amalg 8 \amalg 1 \langle 2 \rangle \rangle^{\circ,*}$	$\langle J \amalg 8 \amalg 1 \langle 4 \rangle \rangle^\circ$	$\langle J \amalg 3 \amalg 1 \langle 7 \rangle \rangle^{\circ,*}$	$\langle J \amalg 1 \langle 11 \rangle \rangle^\circ$
$\langle J \amalg 14 \rangle^\circ$	$\langle J \amalg 9 \amalg 1 \langle 2 \rangle \rangle^\circ$			$\langle J \amalg 1 \amalg 1 \langle 11 \rangle \rangle^{\circ,*}$
$\langle J \amalg 15 \rangle^*$	$\langle J \amalg 10 \amalg 1 \langle 2 \rangle \rangle^\circ$	$\langle J \amalg 10 \amalg 1 \langle 4 \rangle \rangle^*$	$\langle J \amalg 5 \amalg 1 \langle 7 \rangle \rangle^*$	$\langle J \amalg 2 \amalg 1 \langle 11 \rangle \rangle^\circ$
	$\langle J \amalg 11 \amalg 1 \langle 2 \rangle \rangle^\circ$			$\langle J \amalg 3 \amalg 1 \langle 11 \rangle \rangle^*$
$\langle J \amalg 1 \langle 1 \rangle \rangle^\circ$	$\langle J \amalg 12 \amalg 1 \langle 2 \rangle \rangle^*$	$\langle J \amalg 1 \langle 5 \rangle \rangle^\circ$		
$\langle J \amalg 1 \amalg 1 \langle 1 \rangle \rangle^\circ$		$\langle J \amalg 1 \amalg 1 \langle 5 \rangle \rangle^\circ$		$\langle J \amalg 1 \langle 12 \rangle \rangle^\circ$
$\langle J \amalg 2 \amalg 1 \langle 1 \rangle \rangle^\circ$	$\langle J \amalg 1 \langle 3 \rangle \rangle^\circ$	$\langle J \amalg 2 \amalg 1 \langle 5 \rangle \rangle^\circ$	$\langle J \amalg 1 \langle 8 \rangle \rangle^\circ$	
$\langle J \amalg 3 \amalg 1 \langle 1 \rangle \rangle^{\circ,*}$	$\langle J \amalg 1 \amalg 1 \langle 3 \rangle \rangle^\circ$	$\langle J \amalg 3 \amalg 1 \langle 5 \rangle \rangle^{\circ,*}$	$\langle J \amalg 1 \amalg 1 \langle 8 \rangle \rangle^\circ$	$\langle J \amalg 2 \amalg 1 \langle 12 \rangle \rangle^*$
$\langle J \amalg 4 \amalg 1 \langle 1 \rangle \rangle^\circ$	$\langle J \amalg 2 \amalg 1 \langle 3 \rangle \rangle^\circ$	$\langle J \amalg 4 \amalg 1 \langle 5 \rangle \rangle^\circ$	$\langle J \amalg 2 \amalg 1 \langle 8 \rangle \rangle^{\circ,*}$	
$\langle J \amalg 5 \amalg 1 \langle 1 \rangle \rangle^\circ$	$\langle J \amalg 3 \amalg 1 \langle 3 \rangle \rangle^{\circ,*}$	$\langle J \amalg 5 \amalg 1 \langle 5 \rangle \rangle^{\circ,*}$	$\langle J \amalg 3 \amalg 1 \langle 8 \rangle \rangle^\circ$	$\langle J \amalg 1 \langle 13 \rangle \rangle^\circ$
$\langle J \amalg 6 \amalg 1 \langle 1 \rangle \rangle^\circ$	$\langle J \amalg 4 \amalg 1 \langle 3 \rangle \rangle^\circ$	$\langle J \amalg 6 \amalg 1 \langle 5 \rangle \rangle^\circ$	$\langle J \amalg 4 \amalg 1 \langle 8 \rangle \rangle^\circ$	$\langle J \amalg 1 \amalg 1 \langle 13 \rangle \rangle^*$
$\langle J \amalg 7 \amalg 1 \langle 1 \rangle \rangle^{\circ,*}$	$\langle J \amalg 5 \amalg 1 \langle 3 \rangle \rangle^{\circ,*}$	$\langle J \amalg 7 \amalg 1 \langle 5 \rangle \rangle^{\circ,*}$		
$\langle J \amalg 8 \amalg 1 \langle 1 \rangle \rangle^\circ$	$\langle J \amalg 6 \amalg 1 \langle 3 \rangle \rangle^\circ$	$\langle J \amalg 8 \amalg 1 \langle 5 \rangle \rangle^\circ$		$\langle J \amalg 1 \amalg 1 \langle 1 \langle 1 \rangle \rangle \rangle^*$
$\langle J \amalg 9 \amalg 1 \langle 1 \rangle \rangle^{\circ,*}$	$\langle J \amalg 7 \amalg 1 \langle 3 \rangle \rangle^{\circ,*}$	$\langle J \amalg 9 \amalg 1 \langle 5 \rangle \rangle^*$		

Proof. In order to apply the Viro method without change of coordinates, we consider here symmetry with respect to the line $\{y - z = 0\}$. Consider the union of the line $\{x = 0\}$ and three symmetric

conics in $\mathbb{R}P^2$ tangent to each other into the two symmetric points $[0 : 0 : 1]$ and $[0 : 1 : 0]$. Using the Viro method (see [33], [36]) and the classification, up to isotopy, of the curves of degree 7 in $\mathbb{R}P^2$ with the only singular point Z_{15} established by A. B. Korchagin in [17], we perturb these reducible symmetric curves. In order to obtain nonsingular symmetric curves, we have to perturb symmetrically the two singular points. That is to say, if we perturb the singular point at $[0 : 0 : 1]$ gluing the chart of a polynomial $P(x, y)$, we have to perturb the singular point at $[0 : 1 : 0]$ gluing the chart of the polynomial $y^7 P(\frac{x}{y}, \frac{1}{y})$. \square

Remark. Using this method, we constructed nonsingular symmetric algebraic curves of degree 7 in $\mathbb{R}P^2$ realizing the complex schemes $\langle J \amalg 4_+ \amalg 5_- \amalg 1_+ \langle 1_+ \rangle \rangle_I$ and $\langle J \amalg 3_+ \amalg 6_- \amalg 1_- \langle 1_+ \rangle \rangle_I$. So unlike in the M -curves case, the real scheme of a nonsingular symmetric curves of degree 7 in $\mathbb{R}P^2$ does not determine its complex scheme.

Proposition 4.9 *The complex schemes $\langle J \amalg 1_- \langle 1_+ \amalg 3_- \rangle \rangle_I$, $\langle J \amalg 2_+ \amalg 3_- \amalg 1_- \langle 1_- \rangle \rangle_I$ and $\langle J \amalg 1_- \amalg 1_- \langle 2_+ \amalg 3_- \rangle \rangle_I$ are realizable by nonsingular symmetric real algebraic dividing curves of degree 7 in $\mathbb{R}P^2$.*

Proof. In [14], symmetric sextics realizing the complex schemes $\langle 1_- \langle 1_+ \amalg 3_- \rangle \rangle_I$, $\langle 5 \amalg 1_- \langle 1_- \rangle \rangle_I$ and $\langle 1 \amalg 1_- \langle 2_+ \amalg 3_- \rangle \rangle_I$ are constructed. Consider the union of each of these curves and a real line oriented and disposed in $\mathbb{R}P^2$ such that the (symmetric) perturbations according to the orientations satisfy the Rokhlin-Mischachev orientation formula. So, according to Theorem 4.8 in [34], the obtained real algebraic symmetric curves of degree 7 in $\mathbb{R}P^2$ are of type I and realize the announced complex schemes. \square

4.3 Parametrisation of a rational curve

Here we apply the method used in [24] and [25]. Namely, we construct a singular rational curve and perturb it using Shustin's results on the independent perturbations of generalized semi-quasihomogeneous singular points of a curve keeping the same Newton polygon (see [29] and [30]). For the definition of the type of a singular point, one can refer to [2] or [35].

Proposition 4.10 *There exists a rational algebraic curve of degree 4 in $\mathbb{R}P^2$ situated with respect to the lines $\{x = 0\}$, $\{y = 0\}$, $\{z = 0\}$ and $\{y = -z\}$ as shown in Figure 22a), with a singular point of type A_4 at $[0 : 0 : 1]$, a singular point of type A_1 at p and a tangency point of order 2 with the line $\{x = 0\}$ at $[0 : 1 : 0]$.*

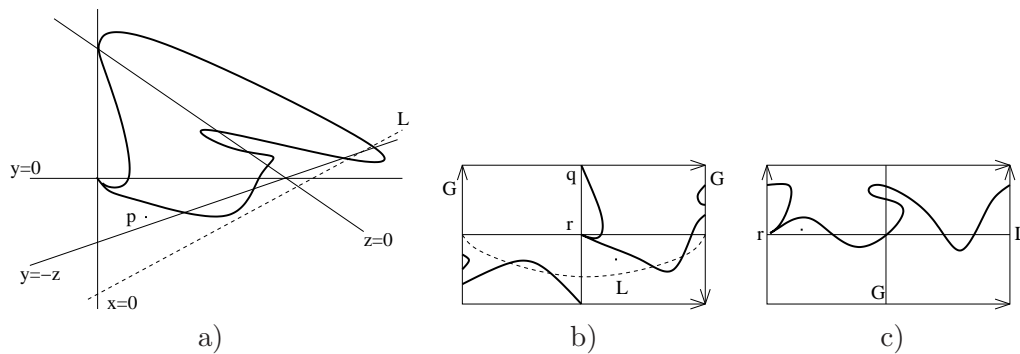


Figure 22:

Proof. Consider the map from \mathbb{C} to $\mathbb{C}P^2$ given by $t \mapsto [x(t) : y(t) : z(t)]$ where

$$\begin{cases} x(t) = t^2 \\ y(t) = \alpha t^2(t - \gamma)(t + \gamma) \\ z(t) = -((t - 1)(\epsilon t - 1)(\delta t - 1)) \end{cases} \quad \text{with } \alpha = \frac{1}{11}, \gamma = \delta = \frac{9}{10} \text{ and } \epsilon = \frac{99}{100}.$$

The curve defined by this map has a singular point of type A_4 at $[0 : 0 : 1]$, as we can see using the following identity :

$$y(t)z(t) + \alpha\gamma^2x(t)z(t) - \alpha x(t)^2 = -\frac{81}{1000}t^7 + \frac{2781}{11000}t^6 - \frac{289}{1100}t^5.$$

Moreover, it is clear from the equations that the curve has a tangency point of order 2 with the line $\{x = 0\}$ at $[0 : 1 : 0]$. This map define an algebraic curve of degree 4 in \mathbb{CP}^2 $C = \text{Res}_t(x(t)Y - y(t)X, x(t)Z - z(t)X)/X^3$. Considering C in the affine plane $\{Z = 1\}$, we obtain

$$\begin{aligned} C = & -\frac{1}{11}Y^2 - \frac{13468021579}{1331000000000000}X^4 + \frac{1666467523}{1210000000000}YX^3 + \frac{275261}{3025000}X^2Y - \frac{65485017}{1100000000}X^2Y^2 \\ & + \frac{2781}{5500}XY^2 - \frac{81}{6050}XY + \frac{793881}{1000000}XY^3 + \frac{26346141}{6655000000}X^3 - \frac{6561}{13310000}X^2. \end{aligned}$$

Projecting this curve to the line $\{y = 0\}$ and using the Budan Fourier theorem (see [3]), one can check that C verifies the hypothesis of the proposition. \square

Corollary 4.11 *The complex scheme $\langle J \amalg 5 \amalg 1 \langle 7 \rangle \rangle_{II}$ is realizable by nonsingular non-dividing symmetric real algebraic curves of degree 7 in \mathbb{RP}^2 .*

Proof. The strict transform of the curve constructed in Proposition 4.10 under the blow up of \mathbb{CP}^2 at the point $[0 : 1 : 0]$ is the rational algebraic curve of bidegree $(3, 1)$ in Σ_1 depicted in Figure 22b). Blowing up the point q and blowing down the strict transform of the fiber, we obtain the rational curve of bidegree $(3, 0)$ in Σ_2 with a singular point of type A_6 at the point r . Then according to Shustin's results (see [29] and [30]), it is possible to smooth this curve as depicted in Figure 23a). Perturbing the union of this curve and the fiber G , we obtain the nonsingular curve of bidegree $(3, 1)$ in Σ_2 arranged with the base $\{y = 0\}$ as shown in Figure 23b). The corresponding symmetric curve realizes the real scheme $\langle J \amalg 5 \amalg 1 \langle 7 \rangle \rangle$ and according to Proposition 2.29 this is a non-dividing symmetric curve. \square

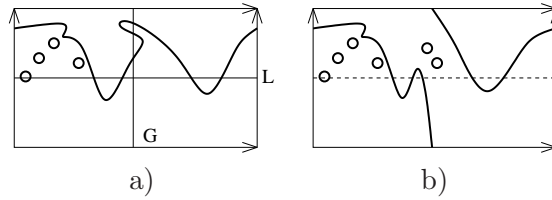


Figure 23:

Corollary 4.12 *The real schemes $\langle J \amalg 5 \amalg 1 \langle 8 \rangle \rangle$ and $\langle J \amalg 4 \amalg 1 \langle 7 \rangle \rangle$ are realizable by nonsingular symmetric real algebraic curves of degree 7 in \mathbb{RP}^2 .*

Proof. One obtains these two curves modifying slightly the previous construction. To obtain the real scheme $\langle J \amalg 5 \amalg 1 \langle 8 \rangle \rangle$, one can keep all the ovals above the base depicted in Figure 23b). To obtain the real scheme $\langle J \amalg 4 \amalg 1 \langle 7 \rangle \rangle$, one can consider the line L instead of the line $\{y + z = 0\}$ in Figure 22a). \square

4.4 Change of coordinates in Σ_2

Proposition 4.13 *The real schemes $\langle J \amalg 7 \amalg 1 \langle 4 \rangle \rangle$ and $\langle J \amalg 5 \amalg 1 \langle 6 \rangle \rangle$ are realizable by nonsingular symmetric real algebraic curves of degree 7 in $\mathbb{R}P^2$.*

Proof. In section 4.2, we constructed symmetric curves in $\mathbb{R}P^2$ shown in Figure 24a). According to Lemma 2.4, their quotient curve X is depicted in Figure 24b).

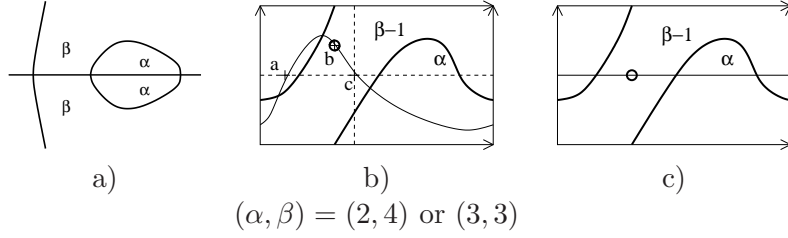


Figure 24:

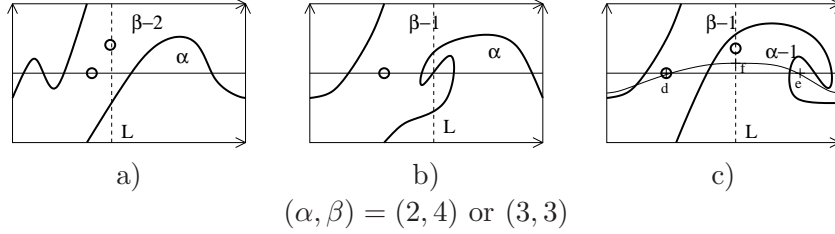


Figure 25:

Let H be the base which passes through the points a , b and c . All possible mutual arrangements for H and the quotient curves which do not contradict the Bezout theorem and Lemma 2.5 are depicted in Figures 24c) and 25).

First, we prohibit pseudo-holomorphically the \mathcal{L} -schemes realized by the union of X and H in Figure 25a) and by X in Figure 25b). Choose L as the starting line for the pencil \mathcal{L} , and the braid corresponding to these \mathcal{L} -schemes are :

$$b_{\alpha,\beta}^{23} = \sigma_3^{-(\beta-1)} \sigma_1^{-1} \sigma_2^{-1} \sigma_3 \sigma_2^{-\alpha} \sigma_3^{-1} \sigma_2 \sigma_1^{-4} \sigma_2^{-1} \sigma_3^2 \sigma_2 \sigma_1 \sigma_2^{-2} \sigma_3^{-1} \Delta_4^2 \text{ with } (\alpha, \beta) = (3, 3), (2, 4),$$

$$b^{24} = \sigma_1^{-7} \sigma_2 \sigma_1 \Delta_3^2.$$

The braid $b_{3,3}^{23}$ was already shown to be not quasipositive in section 3.2. The computation of the Alexander polynomials of the remaining braids gives

$$p^{24} = (-1+t)(t^4 - t^3 + t^2 - t + 1), \quad p_{4,2}^{23} = (t^2 - t + 1)(-1+t)^3.$$

Since $e(b^{24}) = 1$ and $e(b_{\alpha,\beta}^{23}) = 2$, according to Proposition 2.8, none of these braids is quasipositive.

Thus, the two remaining possibilities for the mutual arrangement of X and H are depicted in Figures 24c) and 25c).

In the first case, let $H' = H$.

In the second case, consider the base G passing through the points d , e and f where f is some point on the fiber L . For some f , the base G passes through an oval of X . Since G cannot have more than 7 common points with X , there exist f for which the mutual arrangement of G and X is as shown in Figure 24c). Let H' be the base corresponding to such an f .

The symmetric curves of degree 7 in $\mathbb{R}P^2$ corresponding to the mutual arrangement of H' and X realize the real schemes $\langle J \amalg 7 \amalg 1 \langle 4 \rangle \rangle$ and $\langle J \amalg 5 \amalg 1 \langle 6 \rangle \rangle$. \square

Proposition 4.14 *The real schemes $\langle J \amalg 1 \amalg 1 \langle 12 \rangle \rangle$ and $\langle J \amalg 9 \amalg 1 \langle 4 \rangle \rangle$ are realizable by nonsingular symmetric real algebraic curves of degree 7 in $\mathbb{R}P^2$.*

Proof. In the section 4.2, we constructed symmetric curves of degree 7 in $\mathbb{R}P^2$ depicted in Figure 26a). These are M -curves, so according to Lemma 2.26, the \mathcal{L} -scheme realized by their quotient curve X is one of these depicted in Figures 26b) and c). The braids associated to the \mathcal{L} -schemes

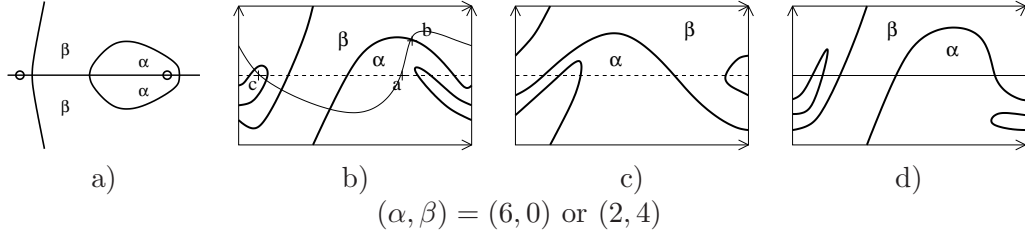


Figure 26:

shown in Figure 26c) are

$$b_{\alpha,\beta}^{25} = \sigma_2 \sigma_1^{-\alpha} \sigma_2^{-1} \sigma_1 \sigma_2^{-\beta} \Delta_3^2 \text{ with } (\alpha, \beta) = (6, 0) \text{ or } (2, 4).$$

The computation of the corresponding Alexander polynomials gives

$$p_{6,0}^{25} = (-1 + t)(t^4 - t^3 + t^2 - t + 1), \quad p_{2,4}^{25} = (-1 + t)(t^2 - t + 1).$$

Since $e(b_{\alpha,\beta}^{25}) = 1$, according to Proposition 2.8, these two braids are not quasipositive.

Hence, X realizes the \mathcal{L} -scheme shown in Figure 26b). Let H be the base which passes through the points a , b and c in Figure 26b). The only possible mutual arrangement for H and X which does not contradict the Bezout theorem, Proposition 2.26 and Lemma 2.5 is depicted in Figure 26d). The corresponding symmetric curves realize the real schemes $\langle J \amalg 1 \amalg 1 \langle 12 \rangle \rangle$ and $\langle J \amalg 9 \amalg 1 \langle 4 \rangle \rangle$. \square

4.5 Construction of auxiliary curves

The reader can refer to [33] or [36] for the definition of the chart and a truncation of a polynomial.

Lemma 4.15 *For any real positive numbers α, β, γ , there exist real curves of degree 3 in $\mathbb{R}P^2$ having the charts and the arrangement with respect to the axis $\{y = 0\}$ shown in Figures 27a) and b) with truncation on the segment $[(0, 3), (3, 0)]$ equal to $(x - \alpha y)(x - \beta y)(x - \gamma y)$.*

Proof. Consider the points $A = [\alpha : 1 : 0]$, $B = [\beta : 1 : 0]$, $C = [\gamma : 1 : 0]$ and four lines L_1, L_2, L_3, L_4 as shown in Figure 27c). For t small enough and of suitable sign, the curve $yzL_1 + tL_2L_3L_4$ is arranged with respect to the coordinate axis and the lines L_1, L_2, L_3, L_4 as shown in Figure 27c).

To construct the curve with the chart depicted in Figure 27b), we perturb the third degree curve yzL_1 as shown in Figure 27d). \square

Corollary 4.16 *For any real positive numbers α, β, γ , there exists real symmetric dividing curves of degree 6 in $\mathbb{R}P^2$ with a singular point of type J_{10} at $[1 : 0 : 0]$ having the charts, the arrangement with respect to the axis $\{y = 0\}$ and the complex orientations shown in Figures 28a), b) and c) with truncation on the segment $[(0, 3), (6, 0)]$ equal to $(x - \alpha y^2)(x - \beta y^2)(x - \gamma y^2)$.*

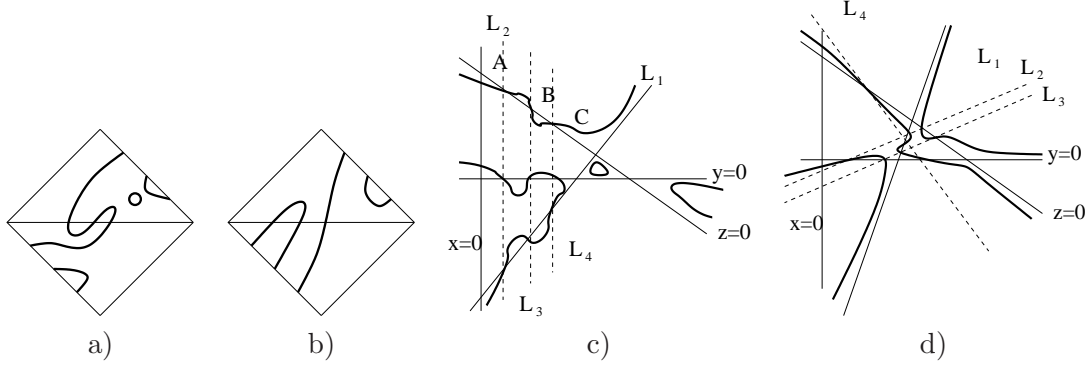


Figure 27:

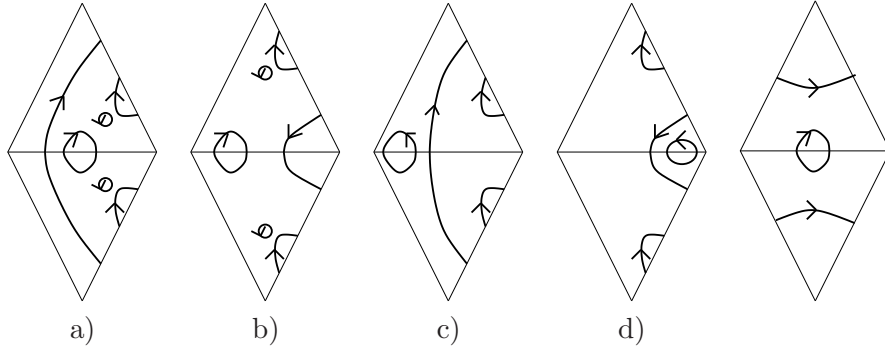


Figure 28:

Proof. The Newton polygon of the third degree curves constructed in Lemma 4.15 lies inside the triangle with vertices $(0, 3)$, $(0, 0)$ and $(6, 0)$, so these curves can be seen as a (singular) curve of bidegree $(3, 0)$ in Σ_2 . The corresponding symmetric curves are of degree 6 and has the chart and the arrangement with respect to the axis $\{y = 0\}$ shown in Figures 28a) and c). Moreover, it is well known that such curves are of type I, and we deduce their complex orientations from their quotient curve.

If we perform the coordinate changes $(x, y) \mapsto (-x + \delta y^2, y)$ with $\delta \in \mathbb{R}$ to the curves with chart depicted in Figure 28a), we obtain curves with the chart depicted in Figure 28b). \square

The following lemma can be proved using the same technique.

Lemma 4.17 *For any real positive numbers α and β , there exists real symmetric dividing curves of degree 4 in $\mathbb{R}P^2$ with a singular point of type A_3 at $[1 : 0 : 0]$ having the charts, the arrangement with respect to the axis $\{y = 0\}$ and the complex orientations shown in Figure 28d) with truncation on the segment $[(0, 2), (4, 0)]$ equal to $(x - \alpha y^2)(x - \beta y^2)$.* \square

4.6 Perturbation of irreducible singular symmetric curves

Proposition 4.18 *The complexe schemes $\langle J \amalg 2_- \amalg 1_+ \langle 4_+ \amalg 2_- \rangle \rangle_I$ and $\langle J \amalg 2_+ \amalg 4_- \amalg 1_+ \langle 2_+ \rangle \rangle_I$ are realizable by nonsingular symmetric real algebraic curves of degree 7 in $\mathbb{R}P^2$.*

Proof. First, we construct the symmetric singular dividing curve of degree 7 with two singular points J_{10} depicted in Figure 29d). In order to do this, we use the Hilbert method (as in [33]) : we symmetrically perturb the union of a symmetric conic and a disjoint symmetric line (Figure 29a))

keeping the tangency points with the conic. Next, we symmetrically perturb the union of the third degree curve obtained and the same conic (Figure 29b)) keeping the tangency points of order 4 with the conic. Finally, we symmetrically perturb the union of the curve of degree 5 obtained and the same conic (Figure 29c)) keeping the tangency points of order 6 with the conic and we obtained the desired curve.

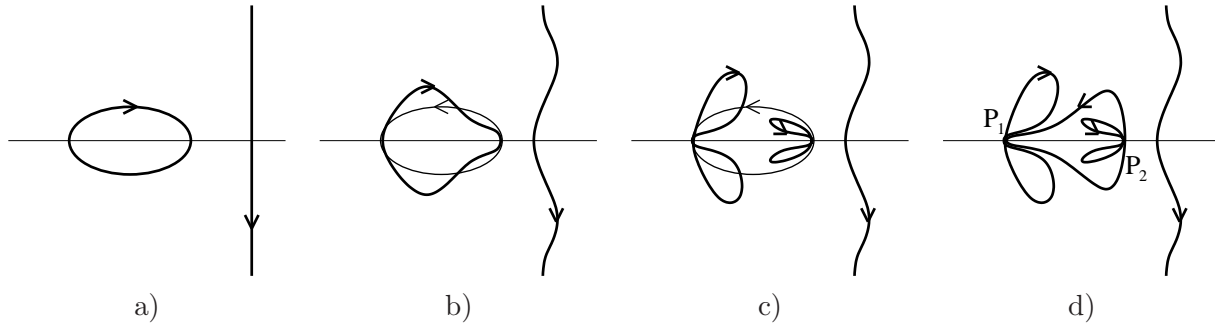


Figure 29:

Now we symmetrically perturb the singular points using the chart shown in Figure 28b) (resp. d)) in P_1 and 28c) (resp. a)) in P_2 and obtain the desired curves. \square

Proposition 4.19 *The complex scheme $\langle J \amalg 1_+ \langle 6_+ \amalg 6_- \rangle \rangle_I$ is realizable by nonsingular symmetric real algebraic curves of degree 7 in $\mathbb{R}P^2$.*

Proof. Consider the curve of degree 4 with a C-shaped oval constructed in [17] and the coordinate system shown in Figure 30a). In this coordinate system, the Newton polygon of the curve is the trapeze with vertices $(0, 0)$, $(0, 3)$, $(1, 3)$ and $(4, 0)$, and its chart is depicted in Figure 30b). Thus, we can see this curve as a singular curve of bidegree $(3, 1)$ in the surface Σ_2 . The corresponding symmetric curve of degree 7 has a singular point J_{10} at $[1 : 0 : 0]$ and is depicted in Figure 30c). According to Proposition 2.3, this curve is of type I. Looking at its quotient curve, we see that the complex orientations of the symmetric curve is as shown in Figure 30c). Finally, we symmetrically smooth the singular point with the chart depicted in Figure 28a) and obtain the desired curve. \square

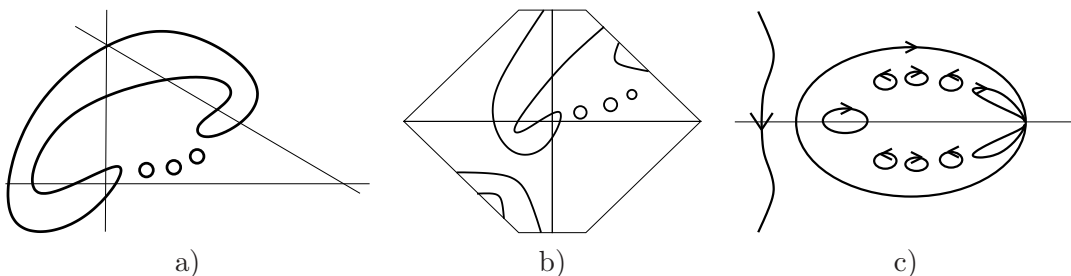


Figure 30:

Denote by f_α the real birational transform of $\mathbb{C}P^2$ given by $(x, y) \mapsto (x, y - \alpha x^2)$ in the affine coordinate $\{z = 1\}$, with α a real number.

Proposition 4.20 *The complex scheme $\langle J \amalg 6_+ \amalg 4_- \amalg 1_+ \langle 1_+ \amalg 1_- \rangle \rangle_I$ is realizable by nonsingular symmetric real algebraic curves of degree 7 in $\mathbb{R}P^2$.*

Proof. Consider the nodal curve of degree 3 depicted in Figure 31a) with a contact of order 3 at the point $[0 : 1 : 0]$ with the line $\{z = 0\}$. Then there exists a unique real α such that the image of the cubic under f_α is the curve of degree 4 depicted in Figure 31b), with a singular point of type A_4 at $[0 : 1 : 0]$ and a contact of order 4 at this point with the line $\{z = 0\}$. Moreover, the line $\{y = 0\}$ intersects the quartic in two points, one of them is the node, and this line is tangent at one of the local branches at the node and at the second intersection point, a line $\{y = az\}$ is tangent at the curve of degree 4. Perform the change of coordinates of \mathbb{CP}^2 $[x : y : z] \mapsto [y : x : y - az]$. For this new coordinate system, there exists a real β such that the image of the quartic under f_β is the curve of degree 5 depicted in Figure 31c), with a singular point of type A_{10} at $[0 : 1 : 0]$ and a contact of order 4 at this point with the line $\{z = 0\}$. Applying the change of coordinates of \mathbb{CP}^2 $[x : y : z] \mapsto [y : z : x]$ and using Shustin's results on the independant perturbations of generalized semi-quasihomogeneous singular points of a curve keeping the same Newton polygon (see [29] and [30]), we can smooth the singular point A_{10} in order to obtain a curve with the chart shown in Figure 32a).

Hence, we can see this curve as a singular curve of bidegree $(3, 1)$ in the surface Σ_2 . The corresponding symmetric curve of degree 7 has a singular point A_3 at $[1 : 0 : 0]$ and is depicted in Figure 32b). This curve is maximal according to Proposition 2.3, so of type I, and we can deduce its complex orientations from its quotient curve. Finally, we symmetrically smooth the singular point with the chart depicted in Figure 28e) and obtain the desired curve. \square

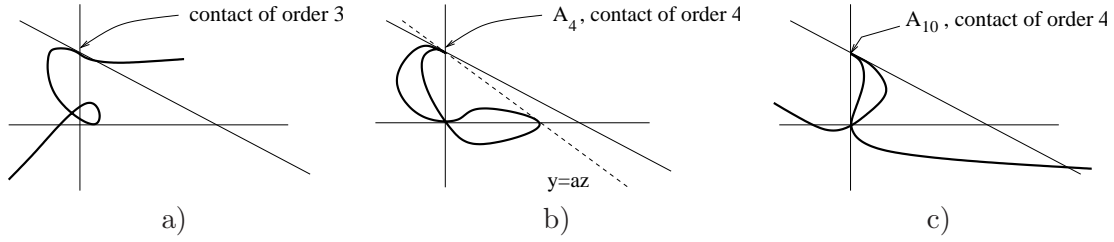


Figure 31:

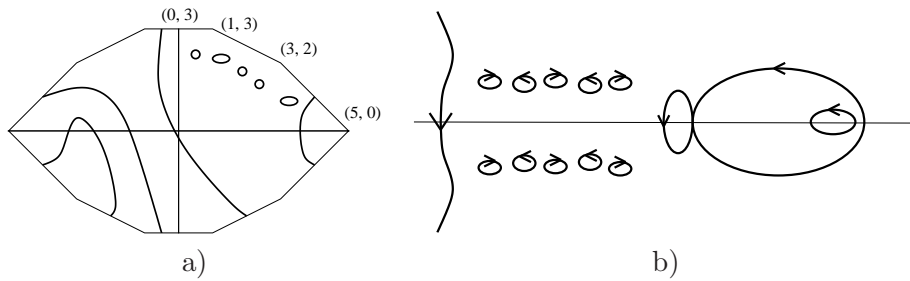


Figure 32:

5 Recapitulation

Here we recapitulate the proof of the four theorems announced in section 1.2.

Proof of Theorem 1.4. In Propositions 3.1 and 3.4, the real schemes announced in Theorem 1.4 are prohibited pseudo-holomorphically. All the other curves are constructed algebraically in Propositions 4.8, 4.13, 4.14, 4.14 and in Corollary 4.12. \square

Proof of Theorem 1.5. If C is a maximal nonsingular symmetric curve in $\mathbb{R}P^2$ of degree 7, all the possibilities for the \mathcal{L} -scheme of the arrangement of its quotient curve and the section $\{y = 0\}$ of Σ_2 are described in Propositions 3.2 and 3.3. Such an arrangement determines uniquely the complex orientations of the maximal symmetric curves of degree 7. Now, it is not difficult to check that the complex orientations of the maximal nonsingular symmetric curves of degree 7 in $\mathbb{R}P^2$ are exactly those of Theorem 1.5. \square

Proof of Theorem 1.6. All the pseudo-holomorphic prohibitions are proved in Propositions 3.10 and 3.12. All the constructions are done in Propositions 4.9, 4.18, 4.19, 4.20 and in Corollary 4.11, and 3.16. \square

Proof of Theorem 1.7. The two algebraic prohibitions are proved in Propositions 3.11, 4.3 and 4.7. All the constructions are done in Propositions 4.9, 4.18, 4.19, 4.20, and in Corollary 4.11. \square

References

- [1] V. I. Arnol'd, *The arrangement of the ovals of real plane algebraic curves, involutions of four dimensional manifolds and the arithmetics of integral quadratic forms*, Funct. Anal. and Appl. 5, p.169-175, 1972.
- [2] V. I. Arnol'd, S. M. Gusein-Zade, A. N. Varchenko *Singularities of differentiable maps, volume I*, Monographs in mathematics 82, 1985.
- [3] S. Basu, R. Pollack, M. F. Roy, *Algorithms in real algebraic geometry*, Springer, 2003.
- [4] A. I. Degtyarev, V. M. Kharlamov, *Topological properties of real algebraic varieties : Rokhlin's way*, Russ. Math. Surv. 55, p.735-814, 2000.
- [5] T. Fiedler, *Private communication*.
- [6] S. Fiedler Le Touzé, *Orientations complexes des courbes algébriques réelles*, Mémoire de DEA, 1997.
- [7] S. Fiedler Le Touzé, S. Yu Orevkov, *A flexible M -sextic which is algebraically unrealizable*, Journal Algebraic Geom. 11, p.293-310, 2002.
- [8] F. A. Garside, *The braid group and other groups*, Quart. J. Math. Oxford Ser. 20, n2, p. 235-254, 1969.
- [9] D. A. Gudkov, *The topology of curves of degree 6 and surfaces of degree 4* (Russian), Uchen. Zap. Gor'kov. Univ 87, 1969.
- [10] M. Gromov, *Pseudo-holomorphic curves in symplectic manifolds*, Invent. Math. 82, p.307-347, 1985.
- [11] A. Harnack, *Über Vieltheiligkeit der ebenen algebraischen curven*, Math. Ann. 10, p.189-199, 1876.
- [12] D. Hilbert, *Mathematische Probleme*, Arch. Math. Phys. 1, p. 43-63, 1901.
- [13] I. Itenberg, *Groups of monodromy of non-singular curves of degree 6*, Real analytic and algebraic geometry (Trento, 1992), p. 161-168, de Gruyter, Berlin, 1995.
- [14] I. Itenberg, V. Itenberg, *Symmetric sextics in the real projective plane and auxiliary conics* (Russian), Zap. Nauchn. Sem. S.-Peterburg. Otdel. Mat. Inst. Steklov. (POMI) 279 (2001), Geom. i Topol. 6, p. 218-228, 250.
- [15] I. Itenberg, E. I. Shustin, *Combinatorial patchworking of real pseudo-holomorphic curves*, Turkish J. Math. 26, no. 1, P. 27-51, 2002.
- [16] A. Jacquemard, *About the effective classification of conjugacy classes of braids*, J. Pure Appl. Algebra 63, no. 2, p. 161-169, 1990.
- [17] A. B. Korchagin, *Isotopy classification of plane seventh degree curves with the only singular point Z_{15}* , Lect. Notes in Math., Vol 1346, p. 407-426, 1988.

- [18] R. Lickorish, *Introduction to knot theory*, Grad. Texts in Math. 175, Springer Verlag, 1997.
- [19] S. Yu. Orevkov, *Link theory and oval arrangement of real algebraic curves*, Topology 38, p. 779-810, 1999.
- [20] S. Yu. Orevkov, *Classification of flexible M -curves of degree 8 up to isotopy*, Geom. Funct. Anal. 12, no. 4, 723-755, 2002.
- [21] S. Yu. Orevkov, *Riemann existence Theorem and construction of real algebraic curves*, <http://picard.ups-tlse.fr/~orevkov/>.
- [22] S. Yu. Orevkov, *Constructions of arrangements of a M -quartic and a M -cubic with maximally intersecting oval and odd branch* (Russian), Bulletin (vestnik) of Nizhni Novgorod State University, to appear. English translation available at <http://picard.ups-tlse.fr/~orevkov/>
- [23] S. Yu. Orevkov, *Private communication*.
- [24] S. Yu. Orevkov, *A new affine M -sextic*, Funct. Analysis and Appl. 32, p. 141-143, 1998.
- [25] S. Yu. Orevkov, *A new affine M -sextic II*, Russian Math. Surveys 53, p. 1099-1101, 1998.
- [26] S. Yu. Orevkov, E. I. Shustin *Flexible, algebraically unrealizable curves : rehabilitation of the Hilbert-Rohn-Gudkov method*, J. Reine Angew. Math. 551, p.145-172, 2002.
- [27] S. Yu. Orevkov, E. I. Shustin *Pseudoholomorphic, algebraically unrealizable curves*, Moscow Math. J., to appear .
- [28] V. A. Rokhlin, *Complex topological characteristics of real algebraic curves*, Russian Math. Surveys 33, p. 85-98, 1978.
- [29] E. I. Shustin, *Real Plane algebraic curves with prescribed singularities*, Topology 32 n4, p. 845-856, 1993.
- [30] E. I. Shustin, *Lower deformation of isolated hypersurface singularities*, St. Petersburg Math. Journal 11, p. 883-908, 2000.
- [31] M. L. Soum, *Construction de courbes algébriques réelles de degré 7*, Mémoire de DEA, 2001.
- [32] S. Trille, *Symétrie et entrelacs de courbes réelles algébriques*, Thèse doctorale, 2000.
- [33] O. Ya. Viro, *Gluing of plane real algebraic curves and construction of curves of degrees 6 and 7*, Lect. Notes in Math., Vol 1060, p. 187-200, 1984.
- [34] O. Ya. Viro, *Progress in the topology of real algebraic varieties over the last six years*, Russian Math. Surveys 41, p. 55-82, 1984.
- [35] O. Ya. Viro, *Real plane algebraic curves: constructions with controlled topology*, Leningrad Math. Journal 1 n5, p. 1059-1134, 1990 .
- [36] O. Ya. Viro, *Patchworking real algebraic varieties*, <http://www.math.uu.se/~oleg>.
- [37] J. Y. Welschinger, *Courbes algébriques réelles et courbes flexibles sur les surfaces réglées de base \mathbb{CP}^1* (French), Proc. London Math. Soc. (3) 85 no. 2, p. 367-392, 2002.
- [38] G. Wilson, *Hilbert's sixteenth problem*, Topology 17, p.53-73, 1978.

Erwan Brugallé

IRMAR-Universite de Rennes 1
 Campus de Beaulieu
 35042 Rennes cedex
 FRANCE

E-mail : erwan.brugalle@univ-rennes1.fr