

# MULTIPLE SADDLE CONNECTIONS ON FLAT SURFACES AND PRINCIPAL BOUNDARY OF THE MODULI SPACES OF QUADRATIC DIFFERENTIALS

HOWARD MASUR AND ANTON ZORICH

**ABSTRACT.** The moduli space of quadratic differentials is not compact: when some loop on a Riemann surface  $M$  becomes short in the flat metric defined by a quadratic differential  $q$ , the corresponding point  $(M, q)$  of the moduli space tends to a “cusp”. We describe typical degenerations, thus describing “generic cusps of moduli space”. The part of the boundary of the moduli space which does not arise from “generic” degenerations has positive codimension, so it is often negligible in problems involving information on compactification of the moduli space.

Surprisingly, even for a typical degeneration one may have several short loops on  $M$  which shrink simultaneously. We explain this phenomenon, describe all rigid configurations of short loops, present a detailed description of analogs of desingularized stable curves arising here, and show how one can reconstruct a pair  $(M, q)$  close to a “cusp” by the corresponding point at the principal boundary.

## CONTENTS

<b>Introduction</b>	3
1. Flat surfaces and geodesics on flat surfaces	3
2. Formulation of results and description of the structure of the paper	6
3. Principal boundary of the strata in the moduli spaces of quadratic differentials	10
3.1. Example of applications: counting problems and computation of Siegel–Veech constants	12
 <b>Part 1. Decomposition of a flat surface by a collection of homologous saddle connections</b>	 14
4. Homologous saddle connections	14

---

*Date:* February 11, 2004.

Research of the first author is partially supported by NSF grant 0244472.

4.1.	Canonical double cover	14
4.2.	Local coordinates and volume element	15
4.3.	Homologous saddle connections: definition	16
5.	Translation surfaces with boundary	19
6.	Graph of connected components encoding decomposition of a half-translation surface	25
7.	Proof of Theorems 2 and 3	33
8.	Anatomy of decomposition of a half-translation surface	35
8.1.	Lengths of saddle connections.	36
8.2.	Valence 2 “+”-vertex	38
8.3.	Valence 2 “o”-vertex	39
8.4.	Chains of vertices of valence 2	40
8.5.	Valence 3 “+”-vertex	41
8.6.	Valence 3 “o”-vertex	44
8.7.	Valence 4 “+”-vertex	45
8.8.	Valence 4 “o”-vertex	51
8.9.	Valence 1 “−”-vertex	52
8.10.	Valence 2 “−”-vertex	52
<b>Part 2. Constructing elementary surfaces. Principal boundary of the moduli spaces of quadratic differentials</b>		<b>53</b>
9.	Restrictions on singularity data	54
9.1.	Gauss—Bonnet formula for flat surfaces	54
9.2.	Empty strata of quadratic differentials	55
10.	Local constructions	56
10.1.	Constructing surfaces of the type “+2.1”	56
10.2.	Constructing surfaces of the types “+3.1” and “+4.1a”	59
10.3.	Constructing surfaces of the type “+4.1b”	60
10.4.	Constructing surfaces of the type “+4.2a”	61
10.5.	Constructing surfaces of the type “−2.1”	62
11.	Nonlocal constructions	64
11.1.	“Parallelogram construction”	65
11.2.	Constructing surfaces of type “+2.2”	67
11.3.	Constructing surfaces of the types “+3.2a” and “+4.2b”	67
11.4.	Constructing surfaces of types “+3.2b” and “+4.2c”	69
11.5.	Constructing surfaces of type “+4.3a”	70
11.6.	Constructing surfaces of types “+3.3, +4.3b, +4.4”	70
11.7.	Constructing surfaces of types “−1.1”, “−2.1”, “−2.2”	71
11.8.	Collections of singularities which cannot be realized on a primitive surface	71
11.9.	Conclusion	73
	References	74

## Introduction

### 1. FLAT SURFACES AND GEODESICS ON FLAT SURFACES

An important class of metrics on a closed orientable surface of genus  $g$  corresponds to the flat metrics which have isolated conical singularities and trivial (or almost trivial) linear holonomy. If the linear holonomy group of the flat metric is trivial, then the surface is referred to as a *translation surface*. If the holonomy group is the group  $\mathbb{Z}/2\mathbb{Z} = \{Id, -Id\}$ , then such a flat surface is referred to as a *half-translation surface*. In this paper we consider only flat surfaces of these two particular types. In calling them just “flat surfaces” we always assume one of these two additional requirements on linear holonomy.

Choose a direction in the tangent space at some base point  $x_0 \in S$  of the flat surface and transport this direction using parallel transport to all nonsingular points of the surface. For a translation surface parallel transport does not depend on the path so the tangent direction at a single point globally defines a parallel direction at any other nonsingular point of the surface. For a half-translation surface with holonomy group  $\{Id, -Id\}$  parallel transport does depend on the path and so the direction is not globally defined. However, the corresponding parallel *line field* is globally defined. In both cases we shall refer to a choice of direction for translation surfaces and to a choice of parallel line field for half-translation surfaces as a choice of *polarization*.

It is well-known that a translation structure on a closed surface plus a choice of polarization naturally endow the surface with a complex structure and determine a holomorphic 1-form (Abelian differential) in this complex structure. Similarly, a half-translation structure on a closed surface plus a choice of polarization uniquely determine a complex structure and a meromorphic quadratic differential with at most simple poles. The correspondence is reciprocal: an Abelian (quadratic) differential defines a translation (correspondingly half-translation) structure on the surface plus a choice of polarization. Thus the space of corresponding polarized flat metrics is isomorphic to the moduli space of Abelian (quadratic) differentials.

Flat surfaces have been studied by several authors in various guises: in the context of quadratic differentials on a Riemann surface in [S], in the context of rational billiards in [KaZe], [KMS], [Ve4], and [GJ], in the context of measured foliations in [HM], [Z1]. Moduli spaces of these structures have been studied in [Ve5], [MS], [Ko], [KonZo], [EMa], [Ca], [Mc1], [Mc2]. A survey is given in [MT]. In the paper [EMZ] we studied moduli spaces of Abelian differentials and in this paper we continue with an analysis of moduli spaces of quadratic differentials.

The fact that the holonomy of a flat metric lies in  $\pm Id$  means, in particular, that the parallel transport of a vector along a small loop going around a conical point brings the vector back to itself or to its negative. This implies that all cone angles of a half-translation surface are integer multiples of  $\pi$ . When the translation surface is polarized, there are several rays or separatrices of the line field leaving the conical point. That is why traditionally the conical points are called *saddle points* or just *saddles*.

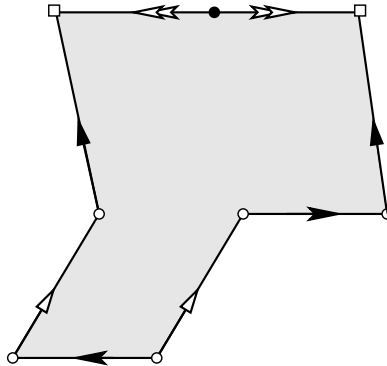


FIGURE 1. Identifying pairs of sides of the polygon by isometries we obtain a half-translation surfaces of genus  $g = 2$ . The corresponding quadratic differential  $q$  belongs to the stratum  $\mathcal{Q}(2, -1, -1)$ .

An example of a translation surface is a flat torus which can be realized as a parallelogram in the plane with opposite sides identified. Here the holonomy is trivial. A generalization can be found by considering a polygon in the plane having the property that its sides are distributed into pairs of parallel sides of equal length. Identifying the pairs by translations or by a reflection in the origin followed by a translation, one gets a half-translation surface, see Figure 1. We may assume that we have cartesian coordinates in the polygon; by convention we chose the vertical direction as the direction of the polarization. If the polygon is deformed in such way that the corresponding pairs of sides stay parallel and keep equal length, one obtains a family of flat surfaces.

It is natural to consider families of half-translation surfaces sharing the same geometry: the genus, the number of singularities and the cone angles at singularities. Such families correspond to the *strata* in the moduli space of quadratic differentials. By a *partition*  $\alpha$  of  $4g - 4$  we mean a representation of  $4g - 4$  as an unordered sum of integers that

are either  $-1$  or strictly positive. Let  $\mathcal{Q}(\alpha)$  denote the moduli space (or stratum) of pairs  $(M, q)$  where  $M$  is a closed Riemann surface of genus  $g$ , and  $q$  is a meromorphic quadratic differential with at most simple poles on  $M$  such that the orders of its zeroes and poles is given by  $\alpha$ . We shall mostly assume that  $q$  is not the square of an Abelian differential, or equivalently, that the half-translation surface is not a translation surface. The term *stratum* is justified by the fact that the space of all quadratic differentials on Riemann surfaces of genus  $g$  is stratified by the spaces  $\mathcal{Q}(\alpha)$ , as  $\alpha$  varies over the partitions of  $4g - 4$ . The stratum might be nonconnected; the connected components have been completely classified in [L].

In Euclidean coordinates inherited from the polygon, away from the saddles, geodesics on the surface  $S$  are straight lines. The behavior of geodesics on flat surfaces is in many aspects similar to the behavior of geodesics on a flat torus. In particular, a geodesic cannot change direction, and thus cannot have self intersections. Generically a geodesic is dense in the surface; this resembles the situation of an irrational winding line which is dense on the torus.

However, a flat surface different from the torus must have saddles. Some geodesics hit the saddles going both in the forward and in backward directions. If such a geodesic has no saddles in its interior it is called a *saddle connection*.

A geodesic leaving a regular point  $x$  may return back to  $x$  without meeting any singularities. Since it does not change direction, one necessarily gets a *closed regular geodesic* in this case. Note that as in the case of the torus, any geodesic leaving a nearby point in a parallel direction will be also closed and will have the same length as the initial one. Thus closed regular geodesics appear in families of parallel geodesics of the same length. However, unlike the case of the torus, such parallel closed geodesics do not completely fill the surface, but only a cylindrical subset. Each boundary component of such flat cylinder contains a saddle.

Note that the shortest representative in a fixed homotopy class of curves joining two saddles exists and is unique. Typically, even for the class of a simple closed curve, one gets a broken line containing many geodesic segments. The segments of these broken lines pass through the saddles changing directions there. We want to stress that throughout this paper we consider only those saddle connections which contain a single geodesic segment and thus no saddles in its interior. However, we do not exclude the situation when the endpoints of a saddle connection coincide. We call such saddle connections *closed singular geodesics* or *separatrix loops*.

## 2. FORMULATION OF RESULTS AND DESCRIPTION OF THE STRUCTURE OF THE PAPER

Consider a saddle connection on a flat surface. It is surprising that often there is another saddle connection on the surface going in the same direction and having the same length as the initial one. The same is true for closed geodesics: it is quite typical to find several disjoint cylinders on a flat surface filled with closed geodesics going in the same direction and having the same length.

What is even more surprising is that some configurations of such saddle connections (closed geodesics) are stable: the saddle connections stay parallel and keep the same length under any small deformation of the initial surface. In the paper [EMZ] we studied these phenomena in detail for translation surfaces. We showed, in particular, that all saddle connections (closed geodesics) in any such stable configuration are homologous in the first homology group  $H_1(S, P; \mathbb{Z})$  of the translation surface relative with respect to collection  $P = \{P_1, \dots, P_k\}$  of saddle points.

A collection of homologous saddle connections divides  $S$  into simpler surfaces with boundary which have cone singularities along their boundary. On  $S$  one may look for other sets of homologous saddle connections that cut  $S$  into pieces of the same topological type; namely, having the same genus, the same cone angles at interior cone points, and the same angles at boundary cone points. We called this common way of cutting a surface a *configuration*  $\mathcal{C}$ .

In this paper we study configurations  $\mathcal{C}$  of saddle connections for half-translation surfaces. We shall say that two saddle connections on a half-translation surface are *homologous* if they are proportional in the natural homology with local coefficients, that is, if their pullbacks to the canonical double cover  $\hat{S}$  are proportional in  $H_1(\hat{S}, \hat{P}; \mathbb{Z})$  (see section 4 and Definition 1 for details). In section 4 we prove the following properties of saddle connections (the natural measure on the strata will be discussed in section 4.2):

**Theorem 1.** *Homologous saddle connections are always parallel; they either have the same length or their lengths differ by a factor of two. For almost any half-translation surface a pair of saddle connections are parallel if and only if they are homologous.*

Note that for half-translation surfaces from some particular strata  $\mathcal{Q}(\alpha)$  saddle connections *always* appear in pairs, triples, etc. For example, given a saddle connection  $\gamma$  joining a zero and a simple pole on a surface from the stratum  $\mathcal{Q}(2, -1, -1)$  one knows that there is a

saddle connection  $\hat{\gamma}$  homologous to  $\gamma$  (see Figure 1). The proof is essentially contained in the proof of Lemma 11.5; see also Figure 1) for an illustration of this fact. An alternative proof can be found in [L].

It was proved in [EMZ] that collections of homologous saddle connections on translation surfaces are stable. We show that collections of homologous saddle connections on half-translation surfaces are also stable. Namely, we prove in section 7 the following two theorems:

**Theorem 2.** *A collection of homologous saddle connections  $\gamma_1, \dots, \gamma_n$  persists under any sufficiently small deformation of a half-translation surface.*

This means that on any half-translation surface  $S'$  sufficiently close to the initial surface  $S$  there is a collection  $\gamma'_1, \dots, \gamma'_n$  of parallel saddle connections joining the same singularities as  $\gamma_1, \dots, \gamma_n$ ; moreover, this collection of homologous saddle connections defines the same configuration  $\mathcal{C}$ , i.e. connected components of  $S' \setminus \{\gamma'_1, \dots, \gamma'_n\}$  have the same genera and the same singularity data as the ones of  $S \setminus \{\gamma_1, \dots, \gamma_n\}$ .

**Theorem 3.** *If some specific configuration  $\mathcal{C}$  of homologous saddle connections can be found on some half-translation surface  $S \in \mathcal{Q}_1(\alpha)$ , then  $\mathcal{C}$  can be found on almost every half-translation surface in the connected component  $\mathcal{Q}_1^{comp}(\alpha)$  containing  $S$ .*

The theorem above explains, why a notion of a configuration has a global geometric meaning, and is not related to a concrete flat surface. Every connected component of every stratum has a finite collection of admissible configurations  $\mathcal{C}$ . In some cases the only way to identify a connected component is to find a surface  $S \in \mathcal{Q}_1^{comp}(\alpha)$  and a collection of homologous saddle connections on  $S$  representing a configuration  $\mathcal{C}$ , which does not exist for other connected components, see [L]. Theorem 3 is proved in section 7; it is an elementary corollary of Theorem 2 and of a key result on the ergodicity of the  $SL(2, \mathbb{R})$ -action on every connected component of every stratum; see [M], [Ve1].

Let  $\gamma = \{\gamma_1, \dots, \gamma_n\}$  be a collection of homologous saddle connections on a half-translation surface  $S$ . Cutting  $S$  along  $\gamma_1, \dots, \gamma_n$  gives a collection of surfaces  $S_i$  with boundary. We encode the decomposition of  $S \setminus \gamma$  by a graph  $\Gamma(S, \gamma)$  of connected components. The surfaces  $S_i$  form the vertices of the graph; we mark a vertex with the sign “+” if the corresponding component  $S_i$  has trivial linear holonomy and with the sign “−” if it  $S_i$  has nontrivial linear holonomy. By convention we do not associate any vertex to a connected component if it is represented by a cylinder bounded by a pair of closed saddle connections.

Two vertices are connected by an edge if the corresponding surfaces share a saddle connection or are joined by a cylinder as above. Note that if two collections  $\gamma, \gamma'$  of homologous saddle connections represent the same configuration  $\mathcal{C}$ , the corresponding graphs  $\Gamma, \Gamma'$  coincide. The Theorem below classifies all possible types of decompositions of a half-translation surface  $S$ .

**Theorem 4.** *Consider a collection  $\{\gamma_1, \dots, \gamma_n\}$  of  $\hat{\text{homologous}}$  saddle connections on a half-translation surface  $S$ . Consider a graph of connected components of  $S \setminus \{\gamma_1, \dots, \gamma_n\}$ . It has one of the types presented in Figure 2.*

The significance of the weights 1, 2 on the edges of the graphs will be explained in section 6. Actually, we reformulate Theorem 4 in a more detailed way as Proposition 6.1 in section 6. The statement that all graphs are realizable is reformulated separately as Proposition 6.2. We prove Proposition 6.1 in section 6, and Proposition 6.2 in sections 10 and 11.

One can see that the graphs have vertices of seven different types. In section 8 we study in detail the structure of the boundary of the connected components  $S_i$  of these seven types. Then, having an abstract collection of elementary surfaces with boundary of the described types, we discuss the possibility of how to assemble a closed half-translation surface from the collection in such way that all boundary saddle connections involved in the construction produce a collection of  $\hat{\text{homologous}}$  saddle connections. In section 8 we give a criterion telling when such assembly process is possible.

In part 2 we prove that all “virtual” elementary surfaces with boundary described in section 8 are realizable provided the orders of singularities satisfy some necessary conditions elaborated in section 9. Each time we start with an appropriate *closed* flat surface, and then, applying some surgeries, we obtain a surface with boundary of the desired type. The corresponding surgeries are described in sections 10 and 11.

Finally, to construct a surface  $S \in \mathcal{Q}(\alpha)$  having a collection  $\gamma$  of short  $\hat{\text{homologous}}$  saddle connections of a given type  $\mathcal{C}$  which is “virtually” realizable (i.e. satisfies all necessary conditions mentioned above) we apply the following algorithm. We consider the corresponding graph  $\Gamma(\mathcal{C})$ . To each vertex of  $\Gamma(\mathcal{C})$  we associate a *closed* flat surface  $S'_i$  in an appropriate stratum  $\mathcal{Q}(\alpha'_i)$  or  $\mathcal{H}(\alpha'_i)$ . We choose some  $v \in \mathbb{R}^2 \cong \mathbb{C}$  such that  $|v|$  is small enough. Then we apply to each  $S'_i$  an appropriate surgery in such way that all saddle connections which form the boundary components are parallel to  $v$  and have length  $|v|$  or  $2|v|$  when necessary. This enables us to identify the boundaries of the resulting



surfaces  $S_i$  by half-translations as prescribed by the graph  $\Gamma(\mathcal{C})$ . As a result we get a surface  $S$  with a collection of homologous saddle connections representing the configuration  $\mathcal{C}$ .

This construction also gives an effective algorithm allowing one to construct the finite set of all admissible configurations for every stratum

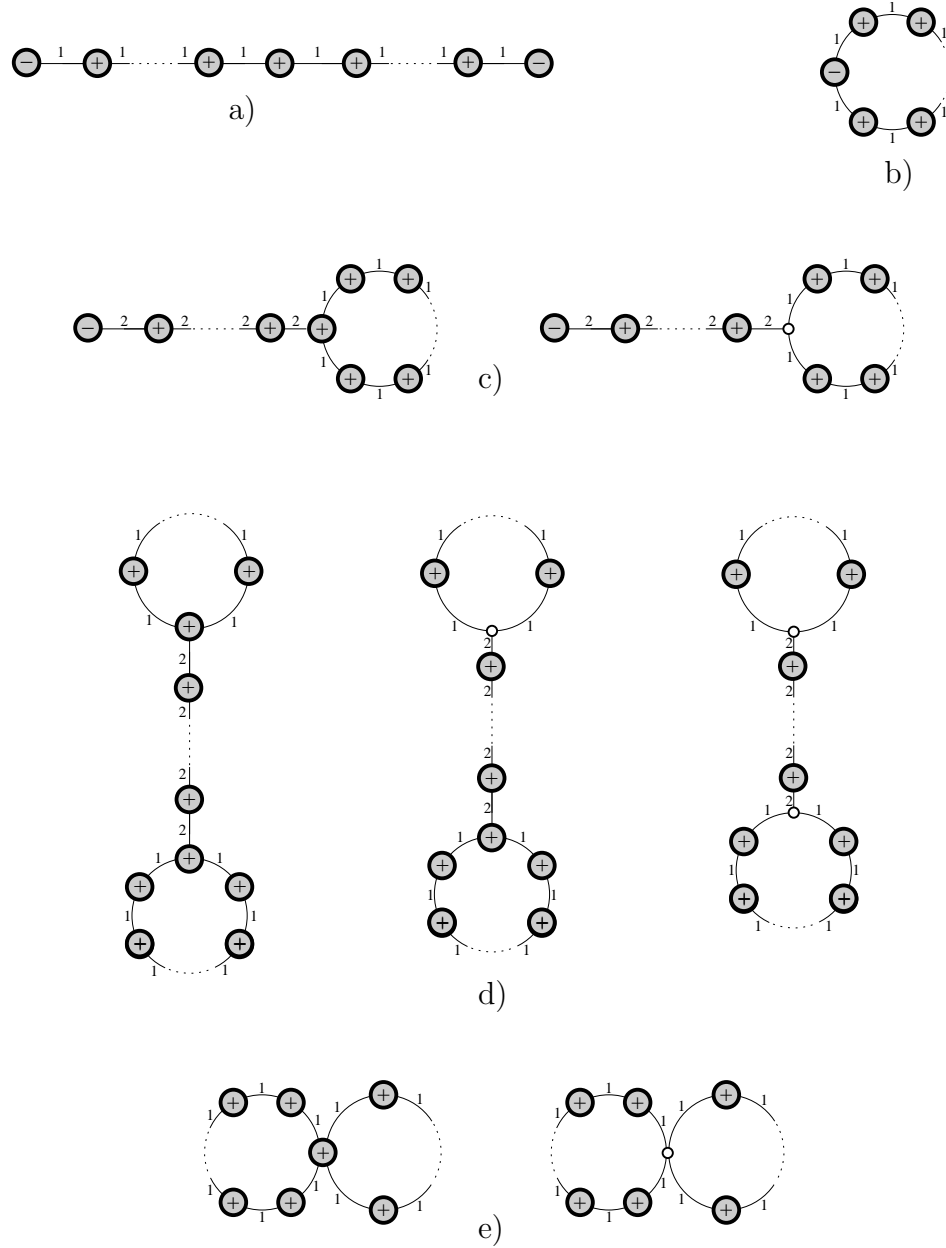


FIGURE 2. Classification of admissible graphs.

$\mathcal{Q}(\alpha)$ . The conclusion of the proof of Proposition 6.2 is presented in section 11.9.

We say that the closed surface  $S' = \sqcup S'_i$  (which is in general disconnected) involved in the construction above belongs to the *principal boundary* of the stratum  $\mathcal{Q}(\alpha)$ . Morally,  $S'$  can be interpreted as a result of shrinking of a collection of short homologous saddle connections  $\gamma_1, \dots, \gamma_n$  on a surface  $S \in \mathcal{Q}(\alpha)$ .

### 3. PRINCIPAL BOUNDARY OF THE STRATA IN THE MODULI SPACES OF QUADRATIC DIFFERENTIALS

One of the key motivations for this work was the description of those parts of the moduli spaces of quadratic differentials which are located near the principal boundary. In other words, our motivation is to give a description of the typical degenerations of half-translation surfaces. However, to avoid overloading the paper we decided to confine ourselves to the classification of configurations and to the description of the necessary surgeries which one can apply to a closed (generally disconnected) flat surface  $S' \in \mathcal{Q}(\alpha')$  from the principal boundary to obtain a surface  $S \in \mathcal{Q}(\alpha)$  which is close to the boundary. In this section we present an outline of the missing part of the paper explaining how our numerous surgeries describe the structure of the “cusps” of the moduli spaces of quadratic differentials. Conceptually, this outline is analogous to the case of Abelian differentials described in detail in [EMZ].

Using a notion of  $\hat{\phantom{x}}$ homologous saddle connections one can give the following reformulation of the results obtained in [MS]:

**Theorem** (H. Masur, J. Smillie). *There is a constant  $M$  such that for all  $\varepsilon, \kappa > 0$  the subset of  $\mathcal{Q}_1(\alpha)$  consisting of those flat surfaces, which have a saddle connection of length at most  $\varepsilon$ , has volume at most  $M\varepsilon^2$ . The volume of the set of flat surfaces with a saddle connection of length at most  $\varepsilon$  and a non $\hat{\phantom{x}}$ homologous saddle connection with length at most  $\kappa$  is at most  $M\varepsilon^2\kappa^2$ .*

The proof is analogous to the proof of Theorem 10.3 in [MS].

Consider a subset  $\mathcal{Q}_1^\varepsilon(\alpha)$  of flat surfaces  $S \in \mathcal{Q}_1(\alpha)$  of area one, which possess a saddle connection shorter than  $\varepsilon$ . For any compact subset  $K \subset \mathcal{Q}_1(\alpha)$ , the length of the shortest saddle connection for any  $S \in K$  is bounded away from 0. Thus,  $\mathcal{Q}_1^\varepsilon(\alpha)$  is not compact; moreover, as we let  $\varepsilon \rightarrow 0$ , its intersection with any fixed compact set  $K$  becomes empty. The subset  $\mathcal{Q}_1^\varepsilon(\alpha)$  might be viewed as an analog

of a neighborhood of a cusp on the modular curve. Knowledge about  $\mathcal{Q}_1^\varepsilon(\alpha)$  is quite valuable for numerous applications.

It is convenient to decompose  $\mathcal{Q}_1^\varepsilon(\alpha)$  into two complementary subsets: into a “thick” and a “thin” part:

$$\mathcal{Q}_1^\varepsilon(\alpha) = \mathcal{Q}_1^{\varepsilon, \text{thick}}(\alpha) \sqcup \mathcal{Q}_1^{\varepsilon, \text{thin}}(\alpha).$$

The *thin part*  $\mathcal{Q}_1^{\varepsilon, \text{thin}}(\alpha)$  consists of surfaces  $S$  of unit area having at least two nonhomologous saddle connections shorter than  $\varepsilon$ ; the *thick part*  $\mathcal{Q}_1^{\varepsilon, \text{thick}}(\alpha)$  is the complement of the thin part in  $\mathcal{Q}_1^\varepsilon(\alpha)$ . According to the Theorem above the measure of the thin part is negligible in comparison with the measure of the thick part. The advantage of this decomposition is that the structure of the thick part is much simpler than the structure of the entire set  $\mathcal{Q}_1^\varepsilon(\alpha)$ .

To see this, note that by definition of a *configuration*  $\mathcal{C}$  of  $\hat{\text{homologous}}$  saddle connections there is a further decomposition:

$$\mathcal{Q}_1^{\varepsilon, \text{thick}}(\alpha) = \sqcup \mathcal{Q}_1^\varepsilon(\alpha, \mathcal{C}),$$

where  $\mathcal{Q}_1^\varepsilon(\alpha, \mathcal{C})$  is a subset of flat surfaces  $S \in \mathcal{Q}_1^\varepsilon(\alpha)$  having a collection  $\gamma$  of short  $\hat{\text{homologous}}$  saddle connections of the type  $\mathcal{C}$ , and no other short saddle connections. The disjoint union is taken with respect to a finite set of configurations, which are admissible for the stratum  $\mathcal{Q}(\alpha)$ .

We claim that the structure of each set  $\mathcal{Q}_1^\varepsilon(\alpha, \mathcal{C})$  is already simple in some sense. Note that the surfaces realizing a configuration  $\mathcal{C}$  constructed in part 2 belong to  $\mathcal{Q}_1^\varepsilon(\alpha, \mathcal{C})$ . Actually, it can be proved that *any* surface  $S \in \mathcal{Q}_1^\varepsilon(\alpha, \mathcal{C})$  can be obtained by our algorithm from some surface  $S' = \sqcup S'_i$  in the principal boundary  $\mathcal{Q}(\alpha') = \sqcup \mathcal{Q}(\alpha'_i)$  corresponding to the configuration  $\mathcal{C}$ . To avoid overloading an already long paper we do not present the proof of the above statement. However, we can illustrate the relation between the surgeries and the structure of the “cusps” in a particular case, when the statement immediately follows from the results of part 2.

Consider a configuration  $\mathcal{C}$ . Surfaces with boundary  $S_i$  obtained as a result of decomposition  $S \setminus \{\gamma_1, \dots, \gamma_n\} = \sqcup S_i$  along any collection  $\{\gamma_1, \dots, \gamma_n\}$  of  $\hat{\text{homologous}}$  saddle connections representing  $\mathcal{C}$  have a geometric type which depends only on the configuration  $\mathcal{C}$  and not on the concrete collection  $\{\gamma_1, \dots, \gamma_n\}$ . Suppose that we have chosen a configuration  $\mathcal{C}$  such that the types of all  $S_i$  involved in decomposition correspond to *local* constructions from section 10. (We call a surgery “local” when it does not change the flat metric outside of some small metric disk on the flat surface.) Assume also that the decomposition corresponding to  $\mathcal{C}$  does not contain any metric cylinders. Then it

immediately follows from the results of section 10 that *any* surface in  $S \in \mathcal{Q}_1^\varepsilon(\alpha, \mathcal{C})$  can be obtained as a result of several local surgeries applied to some surface  $S' \in \mathcal{Q}(\alpha')$  (or, to be more accurate, applied to some surface  $S' \in (\mathcal{Q}(\alpha') \setminus \mathcal{Q}^\varepsilon(\alpha'))$ ). Each surgery involves a slit of every component  $S'_i$  of  $S' = \sqcup S'_i$  along some short geodesic in direction  $v \in \mathbb{R}^2 \cong \mathbb{C}$ ,  $|v| \leq \varepsilon$ . Thus a vector  $v \in B(\varepsilon) \subset \mathbb{C}$  is a continuous parameter of a surgery.

Summarizing these observation we see that up to a set of measure  $o(\varepsilon^2)$  one can view  $\mathcal{Q}_1^\varepsilon(\alpha, \mathcal{C})$  as a total space of a fiber bundle over  $\mathcal{Q}_1(\alpha')/G$  with a fiber  $\tilde{B}(\varepsilon)$  isometric to a ramified cover of order  $M$  over a standard disk  $B(\varepsilon) \subset \mathbb{C}$  with the ramification point at the origin:

$$\mathcal{Q}_1^\varepsilon(\alpha, \mathcal{C}) \xrightarrow{\tilde{B}(\varepsilon)} \mathcal{Q}_1(\alpha')/G$$

Here  $G$  is a finite group of symmetries, which respects the natural measure on  $\mathcal{Q}_1(\alpha')$ , and  $M$  is some positive integer. Moreover, the natural measure on  $\mathcal{Q}_1^\varepsilon(\alpha, \mathcal{C})$  disintegrates into a product measure of the natural measure on the base and the standard Euclidean measure on the fiber. This means, in particular, that

$$(1) \quad \text{Vol}(\mathcal{Q}_1^\varepsilon(\alpha, \mathcal{C})) = \pi \varepsilon^2 \cdot \frac{M}{|G|} \cdot \text{Vol}(\mathcal{Q}_1(\alpha')) + o(\varepsilon^2)$$

In general case  $\mathcal{Q}_1^\varepsilon(\alpha, \mathcal{C})$  also has a similar structure.

**3.1. Example of applications: counting problems and computation of Siegel–Veech constants.** We have seen in Theorem 3, that given an admissible configuration  $\mathcal{C}$  one can find a collection of  $\hat{\mathbf{h}}$ omologous saddle connections realizing  $\mathcal{C}$  on almost every surface  $S$  in the corresponding connected component  $\mathcal{Q}^{comp}(\alpha)$  of the corresponding stratum. Fix any such flat surface  $S$ . Note that a collection  $\gamma = \{\gamma_1, \dots, \gamma_n\}$  realizing  $\mathcal{C}$  is not unique on  $S$ . One can ask how many such collections there are on a fixed surface  $S$ . This problem generalizes the problem of counting of closed geodesics or saddle connections on a flat surface.

Let  $|\gamma| = \min |\gamma_i|$  (we remind the reader that according to Theorem 1 some saddle connections might be twice as long as others). We count how many collections  $\gamma'$  of  $\hat{\mathbf{h}}$ omologous saddle connections representing the configuration  $\mathcal{C}$  we can find on  $S$ , assuming that the length  $|\gamma'|$  is bounded by some number  $L$ . Denote the number of such collections by  $N_{\mathcal{C}}(L)$ . Applying machinery developed in [EMa] one gets the following result.

**Proposition.** *For almost any half-translation surface  $S$  in any connected component  $\mathcal{Q}_1^{comp}(\alpha)$  of any stratum and for any configuration  $\mathcal{C}$  admissible for  $\mathcal{Q}_1^{comp}(\alpha)$  the number  $N_{\mathcal{C}}(L)$  of collections  $\gamma$  of the type  $\mathcal{C}$  such that  $|\gamma| \leq L$  grows quadratically in  $L$ :*

$$\lim_{L \rightarrow \infty} \frac{N_{\mathcal{C}}(L)}{\pi L^2} = c(\mathcal{C}).$$

Moreover, the corresponding positive number  $c(\mathcal{C})$  does not depend on the surface  $S$ : it is constant on an open dense subset of full measure in  $\mathcal{Q}_1^{comp}(\alpha)$ .

To prove the Proposition above, we associate to each collection  $\gamma = \{\gamma_1, \dots, \gamma_n\}$  realizing  $\mathcal{C}$  a pair of vectors  $\pm \vec{v} \in \mathbb{R}^2$  of length  $|\gamma|$  parallel to the saddle connections  $\gamma_i$ . Let  $V_{\mathcal{C}}(S) \subset \mathbb{R}^2$  be the set of vectors corresponding to all configurations  $\gamma$  of type  $\mathcal{C}$  on  $S$ . The set  $V_{\mathcal{C}}(S)$  satisfies the general axioms A,B,C on page 6 of [EMa], which implies the Proposition above.

One can generalize the counting problem in the following way. Let  $f$  be a function of compact support in  $\mathbb{R}^2$ . Let

$$\hat{f}(S) = \frac{1}{2} \sum_{\vec{v} \in V_{\mathcal{C}}(S)} f(\vec{v}).$$

In the case when  $f_L$  is a characteristic function of a disk  $B(L) \subset \mathbb{R}^2$  of radius  $L$  function  $\hat{f}_L(S)$  just coincides with the counting function above,  $\hat{f}_L(S) = N_{\mathcal{C}}(S, L)$ .

The following formula immediately follows from a beautiful Theorem of W. A. Veech in [Ve5]

$$(2) \quad \frac{1}{\text{Vol}(\mathcal{Q}_1(\alpha))} \int_{\mathcal{Q}_1(\alpha)} \hat{f}(S) d\text{vol}(S) = \text{const} \cdot \int_{\mathbb{R}^2} f dx dy ,$$

where the constant *const* does not depend on the function  $f$ . Moreover, it follows from the results in [EMa] that this constant coincides with the constant in Proposition above.

A strategy for evaluating  $\text{const} = c(\mathcal{C})$  consists of letting  $f$  be the characteristic function of a disk  $B(\varepsilon)$  of a very small radius  $\varepsilon$  and computing the leading term of order  $\varepsilon^2$  in the asymptotics of the left-hand-side of (2) as  $\varepsilon \rightarrow 0$ . Up to a subset of a very small measure, which gives a negligible impact to the integral of  $\hat{f}$ , the support of such  $\hat{f}$  is  $\mathcal{Q}_1^{\varepsilon}(\alpha, \mathcal{C})$ ; see the previous section. Moreover, by definition of  $\mathcal{Q}_1^{\varepsilon}(\alpha, \mathcal{C})$  the value of  $\hat{f}$  restricted to this subset is constant and equals

to 1. Hence, equation (2) implies that

$$c(\mathcal{C}) = \lim_{\varepsilon \rightarrow 0} \frac{1}{\pi \varepsilon^2} \cdot \frac{\text{Vol}(\mathcal{Q}_1^\varepsilon(\alpha, \mathcal{C}))}{\text{Vol}(\mathcal{Q}_1(\alpha))}$$

This gives one of the reasons why we are interested in the description of the principal boundary. Say, in the case discussed in the previous section, when the configuration  $\mathcal{C}$  corresponds to *local* constructions and there are no cylinders involved in the surgery, formula 1 implies that

$$c(\mathcal{C}) = \frac{M}{|G|} \cdot \frac{\text{Vol}(\mathcal{Q}_1(\alpha'))}{\text{Vol}(\mathcal{Q}_1(\alpha))}$$

A formula for  $c(\mathcal{C})$  in the general case is similar.

This technique can be applied to counting the numbers of closed billiard trajectories or generalized diagonals for some (rather special) families of polygonal billiard tables, see [EMaS], [EZo].

#### ACKNOWLEDGEMENTS

Conceptually this paper is a continuation of the paper [EMZ]; at the early stages of the project we had numerous fruitful discussion with A. Eskin. We want to thank E. Lanneau for several helpful conversations concerning nonconnected strata. The first author thanks University of Rennes for its support and hospitality during the preparation of this paper. The second author thanks University of Chicago, UIC, and Max-Planck-Institut für Mathematik at Bonn for hospitality and support during the preparation of this paper.

### Part 1. Decomposition of a flat surface by a collection of homologous saddle connections

#### 4. $\hat{\text{HOMOLOGOUS SADDLE CONNECTIONS}}$

**4.1. Canonical double cover.** Let  $P$  denote the set of cone points of  $S$ . For each loop  $\gamma$  in  $S \setminus P$  the linear holonomy of the flat metric on  $S \setminus P$  along  $\gamma$  lies in  $\mathbb{Z}/2\mathbb{Z}$ . That is, we assign the value  $+1$  if parallel transport of a vector  $\vec{v}$  along  $\gamma$  gives  $\vec{v}$  again and  $-1$  if it gives  $-\vec{v}$ . This defines a homomorphism

$$\iota : \pi_1(S \setminus P) \rightarrow \mathbb{Z}/2\mathbb{Z}$$

We may form the corresponding cover of  $S \setminus P$  which extends to a (possibly ramified) double cover  $p : \hat{S} \rightarrow S$  of a surface  $\hat{S}$  over  $S$ . The surface  $\hat{S}$  is endowed with the induced flat metric which by construction has trivial linear holonomy, and thus is defined by a holomorphic 1-form

$\omega$ . Denote by  $q$  the quadratic differential defining the initial flat metric on  $S$ . Then  $p^*q = \omega^2$ .

For a holomorphic 1-form  $\omega$  we may define the *affine holonomy* along a closed curve  $\beta$  as

$$\text{hol}(\beta) = \int_{\beta} \omega \in \mathbb{C}$$

We shall mostly consider  $\text{hol}(\beta)$  as a vector in  $\mathbb{R}^2 \cong \mathbb{C}$ .

Since the linear holonomy along a small loop around a cone point of  $S$  is nontrivial if and only if the order  $k$  of the corresponding singularity of  $q$  is odd or equivalently the cone angle  $\pi(k+2)$  is an odd multiple of  $\pi$ . The cover is ramified over the singularities of odd order; if a point on  $S$  has odd order  $k$ , then the point on  $\hat{S}$  lying above it has order  $2k+2$ . A condition that  $S$  has zeroes of even order is necessary, but not sufficient condition for the linear holonomy of  $S$  to be trivial.

**4.2. Local coordinates and volume element.** The stratum  $\mathcal{Q}(\alpha)$  can be topologized and given a natural “Lebesgue” measure as follows. The covering surface  $\hat{S}$  comes equipped with an involution

$$\tau : \hat{S} \rightarrow \hat{S}$$

Let  $\hat{P} = p^{-1}(P)$  be the collection of preimages of the singularities of  $S$ . Let  $H_1^-(\hat{S}, \hat{P}; \mathbb{Z})$  be the subgroup in the relative homology group of  $\hat{S}$  antiinvariant with respect to the involution  $\tau$ . That is,  $H_1^-(\hat{S}, \hat{P}; \mathbb{Z})$  consists of those cycles  $c \in H_1(\hat{S}, \hat{P}; \mathbb{Z})$ , which satisfy  $\tau_*c = -c$ . We can choose a basis in  $H_1^-(\hat{S}, \hat{P}; \mathbb{Z})$  obtained as a lift of a collection of saddle connection on  $S$ . For any  $S'$  near  $S$  the affine holonomy vectors associated to the lifts of these saddle connections serve as local coordinates. Geometrically they can be interpreted as the sides of a polygon obtained by cutting  $S$  along the corresponding saddle connections, see Figure 1. By construction, these vectors are the relative *periods* of the Abelian differential  $\omega$  (i.e. the integrals of  $\omega$  along the corresponding paths joining points  $\hat{P}_i$  and  $\hat{P}_j$ , where  $i = j$  is also allowed). Therefore, we actually use a domain in the subspace of relative cohomology  $H_-^1(\hat{S}_0, \hat{P}; \mathbb{C})$ , antiinvariant with respect to  $\tau$  as a local coordinate chart. Note that we have a natural cubic lattice in the coordinates given by the “integer” cohomology

$$H_-^1(\hat{S}, \hat{P}; \mathbb{Z} \oplus i\mathbb{Z}) \subset H_-^1(\hat{S}, \hat{P}; \mathbb{C})$$

We define a measure  $d\nu(S)$  on  $\mathcal{Q}(\alpha)$  as Lebesgue measure defined by these coordinates, normalized so that the volume of a fundamental domain of the lattice is equal to one. One easily checks that the measure

is well-defined: it does not depend on the choice of a coordinate chart. By  $\mathcal{Q}_1(\alpha) \subset \mathcal{Q}(\alpha)$  we denote the hypersurface in  $\mathcal{Q}(\alpha)$  of unit area flat surfaces, and by  $d \operatorname{vol}(S)$  the natural measure on  $\mathcal{Q}_1(\alpha)$  induced from  $\nu(S)$  on  $\mathcal{Q}(\alpha)$ . It was proved in a series of papers [M], [Ve1] – [Ve3] that the total measure  $\operatorname{Vol}(\mathcal{Q}_1(\alpha))$  of any stratum  $\mathcal{Q}_1(\alpha)$  is finite.

**4.3.  $\hat{H}$ omologous saddle connections: definition.** Given a path  $\gamma$  on  $S$ , denote by  $\hat{\gamma}$  its preimage  $\hat{\gamma} = p^{-1}\gamma$  on  $\hat{S}$ . By  $\tilde{\gamma}$  we denote any of the two lifts of  $\gamma$  to  $\hat{S}$ . Thus  $\hat{\gamma}$  is the union of the two lifts  $\tilde{\gamma}'$  and  $\tilde{\gamma}''$ . We use the following convention on the orientation of the pullbacks  $\hat{\gamma}$  of the paths to the cover.

**Convention 1.** Choose any orientation of the path  $\gamma$  on the underlying half-translation surface  $S$ . Consider the induced orientation on the lifts  $\tilde{\gamma}'$  and  $\tilde{\gamma}''$ . We orient  $\hat{\gamma}$  as  $\hat{\gamma} := \tilde{\gamma}' - \tilde{\gamma}''$ .

Under the above convention a saddle connection  $\gamma$  on  $S$  defines (up to a choice of the sign) an element  $[\hat{\gamma}]$  of  $H_1^-(\hat{S}, \{\text{singularities of } \hat{S}\}; \mathbb{Z})$ .

**Definition 1.** Denote by  $P$  the set of singularities of a half-translation surface. We say that two saddle connections  $\gamma_1, \gamma_2$  on a half-translation surface  $S$  with nontrivial linear holonomy are  *$\hat{h}$ omologous* if their pullbacks  $\hat{\gamma}_1$  and  $\hat{\gamma}_2$  to the canonical double cover are linearly dependent in  $H_1^-(\hat{S}, \hat{P}; \mathbb{Z})$  (see Convention 1 on the choice of orientation  $\hat{\gamma}_i := \tilde{\gamma}'_i - \tilde{\gamma}''_i$ ).

The geometric meaning of the definition is illustrated by the following Lemma, which also proves the first statement in Theorem 1.

**Lemma 4.1.**  *$\hat{H}$ omologous saddle connections are always parallel; they either have the same length, or their lengths differ by a factor of 2.*

*Proof.* Denote by  $\omega$  the Abelian differential on the double cover representing the induced translation structure; denote by  $\tau$  the natural involution of the double cover. For an oriented path  $\gamma$  on the original half-translation surface denote by  $\tilde{\gamma}', \tilde{\gamma}''$  the lifts of  $\gamma$  endowed with the induced orientation. By construction, the holomorphic 1-form  $\omega$  is anti-invariant with respect to the involution,  $\tau^*\omega = -\omega$ , while the lifts  $\tilde{\gamma}', \tilde{\gamma}''$  are symmetric with respect to the involution,  $\tau(\tilde{\gamma}') = \tilde{\gamma}''$ . Thus

$$(3) \quad \int_{\hat{\gamma}} \omega = 2 \int_{\tilde{\gamma}'} \omega = -2 \int_{\tilde{\gamma}''} \omega$$

Hence, when  $\gamma$  is a saddle connection, the saddle connections  $\tilde{\gamma}'$  and  $\tilde{\gamma}''$  on the double-cover are parallel and have the same length. It also follows from the fact that the projection of the double-cover to the



initial half-translation surface is a local isometry; in particular, the lengths of  $\gamma$ ,  $\tilde{\gamma}'$  and  $\tilde{\gamma}''$  coincide,

$$(4) \quad |\gamma| = |\tilde{\gamma}'| = |\tilde{\gamma}''| = \left| \int_{\tilde{\gamma}''} \omega \right| = \left| \int_{\tilde{\gamma}'} \omega \right|$$

Relation (3) also implies that  $\int_{\hat{\gamma}} \omega \neq 0$ , which means that if  $\gamma$  is a (nondegenerate) saddle connection,  $\hat{\gamma}$  is *never* homologous to zero in  $H_1^-(\hat{S}, \{\text{singularities of } \hat{S}\}; \mathbb{Z})$ . Thus, if two saddle connections  $\gamma_1$  and  $\gamma_2$  are  $\hat{\gamma}$ -homologous, the cycles  $[\hat{\gamma}_1]$  and  $[\hat{\gamma}_2]$  are proportional with a nonzero rational coefficient,

$$(5) \quad [\hat{\gamma}_1] = k \cdot [\hat{\gamma}_2], \text{ where } k \in \mathbb{Q} - \{0\}$$

Combining the latter relation with equation (3) we see that all  $\gamma'_1, \gamma''_1, \gamma'_2, \gamma''_2$  are parallel, and that  $|\gamma'_1| = k \cdot |\gamma'_2|$ . Since the projection is a local isometry, this implies that  $\gamma_1$  and  $\gamma_2$  are parallel, and that  $|\gamma_1| = k \cdot |\gamma_2|$  with the same rational coefficient  $k$ ; see also equation (4). The fact that the value of  $k$  in (5) equals one of the numbers  $1/2, 1, 2$  is a part of Proposition 5.2.  $\square$

*Conclusion of the proof of Theorem 1.* The proof of the second statement in Theorem 1 mimics the proof of Proposition 7.4 in [EMZ]; it follows from consideration of the “cohomological coordinates” in  $\mathcal{Q}(\alpha)$ , see section 4.2. The saddle connections  $\beta$  and  $\gamma$  are parallel if and only if the corresponding periods  $\int_{\hat{\beta}} \omega$  and  $\int_{\hat{\gamma}} \omega$  are proportional with *real* coefficient. If two saddle connections  $\beta$  and  $\gamma$  are not  $\hat{\gamma}$ -homologous then their homology classes of the lifts  $\hat{\beta}$  and  $\hat{\gamma}$  are independent in  $H_1^-(\hat{S}, \hat{P}; \mathbb{Z})$ , and hence the corresponding periods are proportional with a real coefficient only for a set of measure zero in  $H_1^-(\hat{S}, \hat{P}; \mathbb{Z})$ . Taking a countable union of sets of measure zero corresponding to possible pairs of cycles and different coordinate charts, we see that two nonhomologous saddle connections on  $S$  are parallel only for a set of  $S$  of measure zero.  $\square$

We shall see that a pair of loops represented by a pair of singular closed geodesics might be homologous in the usual sense, but not  $\hat{\gamma}$ -homologous. Conversely, a pair of closed saddle connections might be  $\hat{\gamma}$ -homologous even if one of them represents a loop homologous to zero (in the usual sense), and the other does not. Finally, a saddle connection joining a pair of *distinct* singularities might be  $\hat{\gamma}$ -homologous to a saddle connection joining a singularity to itself; that is, sometimes a segment is  $\hat{\gamma}$ -homologous to a loop. Consider the following example (see Figure 3).

*Example 4.1.* Consider three unit squares, or rather a rectangle  $1 \times 3$  and glue a torus from it as indicated at the top left corner of Figure 3. Identifying the three corresponding sides  $\beta$ ,  $\gamma_1$  and  $\delta$  of the two bottom squares we obtain a “pocket” with two “corners”  $P_1$  and  $P_2$  at the bottom and with two “corners”  $P_0$  at the boundary on top. Identifying the points  $P_0$  we obtain a “pocket” with a “figure-eight” boundary (the bottom fragment of the top right picture at Figure 3). Identifying the sides  $\alpha$  of the remaining square we obtain a cylinder which we glue to the previous fragment. Topologically the surface thus obtained is a torus. Metrically this torus has three conical singularities. Two of them (“the corners  $P_1, P_2$  of the pocket”) have cone angle  $\pi$ ; the third conical singularity  $P_0$  has cone angle  $4\pi$ . Such a flat torus gives us a point in the stratum  $\mathcal{Q}(2, -1, -1)$ .

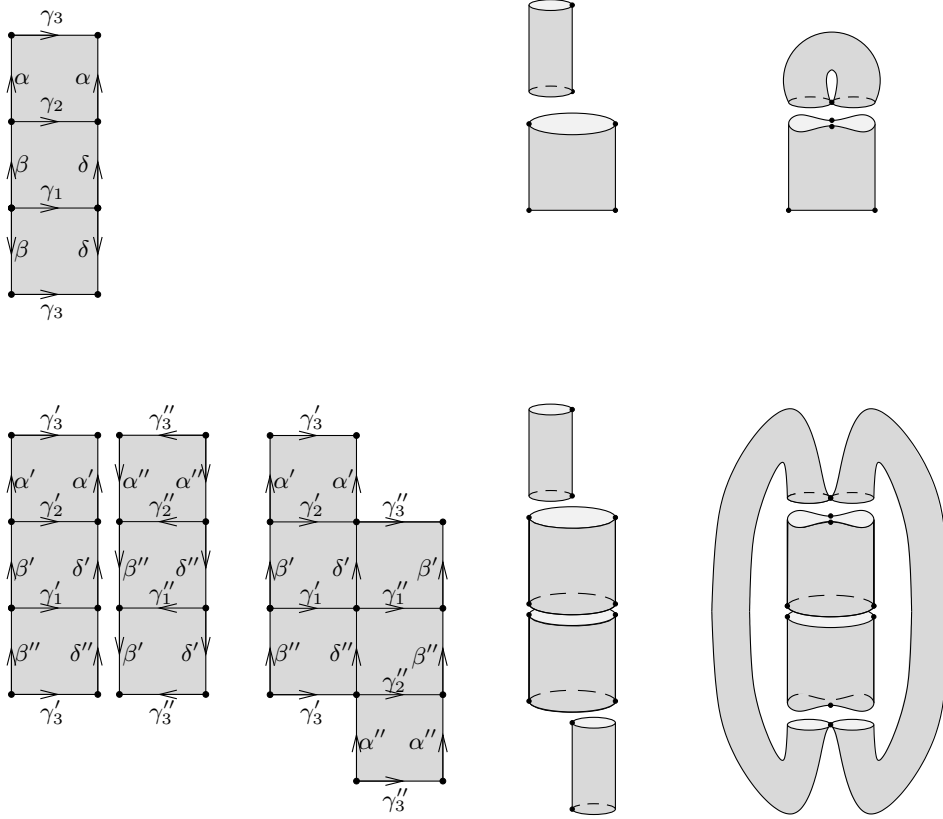


FIGURE 3. Saddle connections  $\gamma_1, \gamma_2, \gamma_3$  on the torus (above picture) are homologous, though  $\gamma_1$  is a segment joining distinct points and  $\gamma_2$  and  $\gamma_3$  are closed loops.

The bottom picture illustrates the canonical double covering over the above torus. Looking at the double covering we see that the cycles  $\hat{\gamma}_1$ ,  $\hat{\gamma}_2$  and  $\hat{\gamma}_3$  on the double cover are homologous to the waist curve of the thick cylinder fragment of the right bottom picture. Thus the saddle connections  $\gamma_1$ ,  $\gamma_2$  and  $\gamma_3$  are homologous, though  $\gamma_1$  is a segment joining distinct points  $P_1$  and  $P_2$ , and  $\gamma_2, \gamma_3$  are the closed loops with the base point  $P_0$ .

## 5. TRANSLATION SURFACES WITH BOUNDARY

To prepare some technical tools for the next section we discuss the conditions under which half-translation surfaces with boundary are actually translation surfaces, i.e., when they have *trivial* linear holonomy. We assume that the boundary components are made up of parallel saddle connections, unless otherwise noted.

**Definition 2.** If the total angle at a boundary singularity is  $(k+1)\pi$ , we define the *order of the boundary singularity* as  $k$ .

**Lemma 5.1.** *If a flat surface with boundary has trivial linear holonomy, then the sum of the orders of the boundary singularities along each boundary component is even.*

*Proof.* Take a loop following a boundary component at a sufficiently small constant distance. The linear holonomy around the loop is trivial if and only if the sum of the orders of the singularities is even.  $\square$

In the Lemma below we do not use the assumption that all saddle connections on the boundary are parallel.

**Lemma 5.2.** *The total affine holonomy along all boundary components of a translation surface is zero.*

*Proof.* The canonical orientation of the translation surface induces an orientation of the boundary. The affine holonomy along the boundary component  $\beta$  coincides with  $\int_{\beta} \omega$ , where  $\omega$  is the holomorphic 1-form corresponding to the translation structure. Thus the Lemma follows from Stokes formula:

$$\int_{\partial S} \omega = \int_S d\omega = 0.$$

$\square$

Lemma 5.2 has several useful corollaries.

**Corollary 5.1.** *If the boundary of a half-translation surface  $S_0$  consists of a single saddle connection  $\gamma$ , then  $S_0$  has nontrivial linear holonomy.*

*Proof.* If  $S_0$  would have trivial linear holonomy, the *affine* holonomy along  $\gamma$  would be zero, according to Lemma 5.2. In particular, the length of  $\gamma$  would be zero, which contradicts our convention about saddle connections.  $\square$

**Corollary 5.2.** *Assume that the boundary of a translation surface  $S_0$  is composed of exactly two saddle connections. Then these saddle connections are parallel and have equal length.*

*Moreover, the closed half-translation surface obtained by identifying these saddle connections is actually a translation surface, i.e. it has trivial linear holonomy.*

*Proof.* Denote the saddle connections by  $\gamma_1$  and  $\gamma_2$ . Any translation (or even a half-translation) surface has a canonical orientation. Thus the boundary of a (half-)translation surface acquires a canonical orientation as well.

Since  $\partial S_0 = \gamma_1 + \gamma_2$ , Lemma 5.2 implies that

$$(6) \quad \vec{\gamma}_1 = -\vec{\gamma}_2.$$

Here  $\gamma_1$  and  $\gamma_2$  are oriented according to the canonical orientation, and  $\vec{\gamma}_1, \vec{\gamma}_2 \in \mathbb{R}^2$  are the vectors representing affine holonomy along  $\gamma_1$  and  $\gamma_2$  correspondingly. In particular, the saddle connections are parallel and have equal length. Thus, we can identify them by a (half)-translation. To obtain an orientable surface we need to identify  $\gamma_1$  with  $-\gamma_2$ . Due to equation (6) this means that our identification respects the affine holonomy, which means that it is actually a *translation* and not a *half-translation*.  $\square$

As an almost tautological reformulation of the previous Corollary we get the following one:

**Corollary 5.3.** *Cutting a closed half-translation surface with nontrivial linear holonomy by a single saddle connection one gets a half-translation surface with nontrivial linear holonomy.*

Here is one more Corollary in the same spirit as the previous two.

**Corollary 5.4.** *Assume that a closed half-translation surface  $S$  with nontrivial linear holonomy is divided by a pair of parallel saddle connections into two components. Then one of the components must have nontrivial linear holonomy.*

*Proof.* Denote the saddle connections by  $\gamma_1$  and  $\gamma_2$ . Denote by  $S'$  and  $S''$  the components into which  $\gamma_1, \gamma_2$  splits the surface  $S$ .

Suppose that one of  $\gamma_1, \gamma_2$  is a closed curve homologous to zero; let it be, say,  $\gamma_1$ . Since  $\gamma_2$  is parallel to  $\gamma_1$  it lies in one of the components,

say, in  $S''$ . Then  $\partial S'$  consists of a single saddle connection  $\gamma_1$ . Then, by Corollary 5.1  $S'$  has nontrivial linear holonomy.

We may assume now that neither of  $\gamma_1, \gamma_2$  is homologous to zero. Hence they are homologous. We have  $\partial S' = \gamma'_1 + \gamma'_2$ , where  $\gamma'_1$  corresponds to the cut along  $\gamma_1$  and  $\gamma'_2$  corresponds to the cut along  $\gamma_2$ . Similarly,  $\partial S'' = \gamma''_1 + \gamma''_2$ . Here the canonical orientation of  $S$  induces orientations of  $S'$  and  $S''$  which induces the orientation of the boundaries, i.e. of all  $\gamma'_1, \gamma'_2, \gamma''_1, \gamma''_2$ .

Since  $\gamma'_1$  and  $\gamma''_1$  correspond to the same geodesic  $\gamma$  on  $S$  they have the same length. If both  $S'$  and  $S''$  have trivial holonomy we can choose polarizations on  $S'$  and  $S''$  in such a way that  $\vec{\gamma}'_1 = \vec{\gamma}''_1$ . Thus, under this choice of polarizations,  $\gamma'_1$  and  $\gamma''_1$  are identified by a translation. Hence, the complement  $S \setminus \gamma_2$  is a translation surface with boundary consisting of exactly two pieces  $\gamma'_2$  and  $\gamma''_2$ . Then Corollary 5.2 implies that  $S$  is a translation surface, contrary to the assumption.  $\square$

The following criterion is very useful for identifying  $\hat{\text{homologous}}$  saddle connections.

**Proposition 5.1.** *Let  $S$  be a closed half-translation surface with nontrivial linear holonomy. Saddle connections  $\gamma_1, \gamma_2$  on  $S$  are  $\hat{\text{homologous}}$  if and only if they are parallel and at least one of the connected components of the complement  $S \setminus \{\gamma_1 \cup \gamma_2\}$  has trivial linear holonomy.*

Note that the case of  $S \setminus \{\gamma_1 \cup \gamma_2\}$  connected is not excluded. In this case making cuts along  $\gamma_1$  and  $\gamma_2$  we get a translation surface  $S \setminus \{\gamma_1 \cup \gamma_2\}$  from a half-translation surface  $S$ ; see, for example, Figure 3.

*Proof. Necessity.* Let us prove that when  $\gamma_1$  and  $\gamma_2$  are  $\hat{\text{homologous}}$ , one of the components has nontrivial linear holonomy; the fact that they are parallel was already proved in Lemma 4.1.

Fix orientations of  $\gamma_1$  and  $\gamma_2$ . Consider the induced orientation on the lifts  $\tilde{\gamma}'_i, \tilde{\gamma}''_i \subset p^{-1}\gamma_i$ . By Convention 1 we orient the pullback  $\hat{\gamma} = p^{-1}\gamma$  as  $\hat{\gamma} := \tilde{\gamma}' - \tilde{\gamma}''$ .

Let  $X$  be a connected component of  $S \setminus \gamma_1 \cup \gamma_2$ . If  $X$  has nontrivial linear holonomy, then the preimage  $\hat{X} = p^{-1}(X)$  is connected. The equation  $\partial \hat{X} = 0 \in H_1(\hat{S}, \mathbb{Z})$  gives us one of the following relations:

$$([\tilde{\gamma}'_1] + [\tilde{\gamma}''_1]) \pm ([\tilde{\gamma}'_2] + [\tilde{\gamma}''_2]) = 0$$

if both  $\gamma_1$  and  $\gamma_2$  belong to the boundary of  $X$ , or

$$[\tilde{\gamma}'_i] + [\tilde{\gamma}''_i] = 0$$

if only one of the two saddle connections  $\gamma_1, \gamma_2$ , namely,  $\gamma_i$  belongs to the boundary of  $X$ . Thus if all connected components of  $S \setminus \{\gamma_1 \cup \gamma_2\}$

have nontrivial linear holonomy we obtain one of the following two relations:

$$([\tilde{\gamma}'_1] + [\tilde{\gamma}''_1]) \pm ([\tilde{\gamma}'_2] + [\tilde{\gamma}''_2]) = 0$$

or

$$\begin{cases} [\tilde{\gamma}'_1] + [\tilde{\gamma}''_1] = 0 \\ [\tilde{\gamma}'_2] + [\tilde{\gamma}''_2] = 0 \end{cases}$$

Note that there are no other relations between the homology cycles  $\tilde{\gamma}'_1, \tilde{\gamma}''_1, \tilde{\gamma}'_2, \tilde{\gamma}''_2$ . Neither of the two relations above can imply that the cycles  $\hat{\gamma}_1 = \tilde{\gamma}'_1 - \tilde{\gamma}''_1$  and  $\hat{\gamma}_2 = \tilde{\gamma}'_2 - \tilde{\gamma}''_2$  are proportional. The necessity of the condition above is proved. The sufficiency follows immediately from Proposition 5.2 below.  $\square$

We say that a set  $\Delta \subset S$  *separates* the surface  $S$  if the complement  $S \setminus \Delta$  is not connected. The following Proposition gives more detailed description of possible pairs of homologous saddle connections.

**Proposition 5.2.** *Consider a half-translation surface  $S$  with nontrivial linear holonomy. A pair of saddle connections  $\gamma_1, \gamma_2$  on  $S$  are homologous if and only if they are parallel and one of the following holds*

- (1) *The union  $\gamma_1 \cup \gamma_2$  does not separate the surface  $S$  and the complement  $S \setminus \{\gamma_1 \cup \gamma_2\}$  has trivial linear holonomy. (In this case  $|\gamma_1| = |\gamma_2|$ ; all combinations: loop — loop, loop — segment, segment — segment are possible; here we have  $\hat{\gamma}_1 = \pm \hat{\gamma}_2$ .)*
- (2) *The union  $\gamma_1 \cup \gamma_2$  separates  $S$ ; neither  $\gamma_1$  nor  $\gamma_2$  by itself separates; the complement  $S \setminus \{\gamma_1 \cup \gamma_2\}$  has two connected components, one of them has trivial linear holonomy, the other — nontrivial. (In this case  $|\gamma_1| = |\gamma_2|$ ; the saddle connections are either two segments or two loops; here  $\hat{\gamma}_1 = \pm \hat{\gamma}_2$ .)*
- (3) *One of  $\gamma_1, \gamma_2$ , say,  $\gamma_1$  separates  $S$ , the other one does not; the complement  $S \setminus \{\gamma_1 \cup \gamma_2\}$  has two connected components, one of them has trivial linear holonomy, the other one, whose boundary is  $\gamma_1$ , has nontrivial holonomy. (In this case  $|\gamma_1| = 2|\gamma_2|$ ; the separating saddle connection  $\gamma_1$  is a loop,  $\gamma_2$  might be a segment or a loop; here we have  $\hat{\gamma}_1 = \pm 2\hat{\gamma}_2$ .)*
- (4) *Both  $\gamma_1$  and  $\gamma_2$  separate  $S$ ; the complement  $S \setminus \{\gamma_1 \cup \gamma_2\}$  has three connected components; two of which have nontrivial linear holonomy, while the remaining one, whose boundary is  $\gamma_1 \cup \gamma_2$ , has trivial linear holonomy. (In this case  $|\gamma_1| = |\gamma_2|$ ; both  $\gamma_1$  and  $\gamma_2$  are loops; here  $\hat{\gamma}_1 = \pm \hat{\gamma}_2$ .)*

It will be convenient to use the following Lemma in the proof of Proposition 5.2.

**Lemma 5.3.** *Let a half-translation surface  $S$  have nontrivial linear holonomy; let  $\gamma_1, \gamma_2$  be a pair of parallel saddle connections on  $S$ . At most one connected component of the complement  $S \setminus (\gamma_1 \cup \gamma_2)$  has trivial linear holonomy; moreover if such a component with trivial linear holonomy exists, it is exactly the one indicated in the statement of Proposition 5.2.*

Note that in this Lemma it does not matter, whether or not  $\gamma_1$  and  $\gamma_2$  are  $\hat{\text{homologous}}$ .

*Proof of the Lemma.* All *a priori* possible decompositions of a flat surface  $S$  which can be obtained after cutting  $S$  by a pair of saddle connections which intersect at most at endpoints are described by the following list:

- (1) the union  $\gamma_1 \cup \gamma_2$  does not separate the surface  $S$ ;
- (2) the union  $\gamma_1 \cup \gamma_2$  separates  $S$ ; neither  $\gamma_1, \gamma_2$  by itself separates;
- (3) one of  $\gamma_1, \gamma_2$ , say,  $\gamma_1$  separates  $S$ , the other one does not;
- (4) both  $\gamma_1$  and  $\gamma_2$  separate  $S$ .

Note that in case (2) either both  $\gamma_1$  and  $\gamma_2$  are closed loops, or they are both segments. Note also, that since in case (3) the saddle connection  $\gamma_1$  separates  $S$ , it is a closed loop. Similarly, since in case (4) both  $\gamma_1$  and  $\gamma_2$  individually separate  $S$ , they are both closed loops.

In case (1) the complement  $S \setminus (\gamma_1 \cup \gamma_2)$  has only one connected component, so the statement becomes trivial. In cases (2) and (3) there are two connected components. By Corollary 5.4 they cannot simultaneously have trivial linear holonomy since the surface  $S$  does not have trivial linear holonomy. Finally, in case (4) the complement  $S \setminus (\gamma_1 \cup \gamma_2)$  has three connected components. Two of them have boundary composed of a single saddle connection. Thus, by Corollary 5.1 they have nontrivial linear holonomy. The Lemma is proved.  $\square$

*Proof of Proposition 5.2. Necessity.* If  $\gamma_1$  and  $\gamma_2$  are  $\hat{\text{homologous}}$ , then by the necessary part of Proposition 5.1 they are parallel and at least one of the components of the complement  $S \setminus \{\gamma_1 \cup \gamma_2\}$  has trivial linear holonomy. By Lemma 5.3 such a component is unique and it is exactly the one which is mentioned in the formulation of Proposition 5.2. The necessity part of Proposition 5.2 is proved.  $\square$

*Proof of Proposition 5.2. Sufficiency.* Suppose that at least one of connected components of the complement  $S \setminus \{\gamma_1 \cup \gamma_2\}$  has trivial linear holonomy. We need to prove that this implies that  $\gamma_1$  and  $\gamma_2$  are homologous.

Note that according to Lemma 5.3 a component having trivial linear holonomy is unique; moreover, it is exactly the component, which is mentioned in the formulation of Proposition 5.2. Thus the sufficiency part of Proposition 5.1 follows from sufficiency part of Proposition 5.2.

To prove that  $\gamma_1$  and  $\gamma_2$  are homologous, it is sufficient to prove that  $\hat{\gamma}_1 = k \cdot \hat{\gamma}_2$  with  $k = \pm 1/2, \pm 1, \pm 2$ . This will also prove the missing part of Lemma 4.1 and the relations between the lengths  $|\gamma_1|$  and  $|\gamma_2|$  indicated in Proposition 5.2.

We start the proof with the following elementary observation. Denote by  $X$  be the unique connected component of the complement  $S \setminus \{\gamma_1 \cup \gamma_2\}$  having trivial linear holonomy, see Lemma 5.3. The preimage  $p^{-1}(X)$  in the double covering has two connected components  $\tilde{X}', \tilde{X}'' \subset \hat{S}$ .

Since the list (1)–(4) in the proof of Lemma 5.3 describes all *a priori* possible decompositions of the surface  $S$ , considering all these cases we shall cover all possible situations.

**Case (1).** If the union  $\gamma_1 \cup \gamma_2$  does not separate the surface  $S$  and the complement  $S \setminus \{\gamma_1 \cup \gamma_2\}$  has trivial linear holonomy, then  $X = S \setminus \{\gamma_1 \cup \gamma_2\}$ . Since neither of  $\gamma_1, \gamma_2$  separates the surface,  $S$  is on “both sides” of both  $\gamma_1$  and  $\gamma_2$ . This implies the following relations (under an appropriate choice of orientations of  $\gamma_1$  and  $\gamma_2$ ):

$$\begin{cases} 0 = \partial[\tilde{X}'] &= [\tilde{\gamma}'_1] - [\tilde{\gamma}''_1] + [\tilde{\gamma}'_2] - [\tilde{\gamma}''_2] \\ 0 = \partial[\tilde{X}''] &= -[\tilde{\gamma}'_1] + [\tilde{\gamma}''_1] - [\tilde{\gamma}'_2] + [\tilde{\gamma}''_2] \end{cases}$$

Thus, in this case we obtain

$$[\hat{\gamma}_1] = ([\tilde{\gamma}'_1] - [\tilde{\gamma}''_1]) = -([\tilde{\gamma}'_2] - [\tilde{\gamma}''_2]) = -[\hat{\gamma}_2]$$

The latter relation implies also  $|\gamma_1| = |\gamma_2|$ . Note that the other choice of orientations of  $\gamma_1, \gamma_2$  may give  $[\hat{\gamma}_1] = [\hat{\gamma}_2]$ .

**Case (2).** The union  $\gamma_1 \cup \gamma_2$  separates  $S$ ;  $\gamma_1, \gamma_2$  separately do not. In this case we get

$$\begin{cases} 0 = \partial[\tilde{X}'] &= [\tilde{\gamma}'_1] \pm [\tilde{\gamma}'_2] \\ 0 = \partial[\tilde{X}''] &= -[\tilde{\gamma}''_1] \mp [\tilde{\gamma}''_2] \end{cases}$$

which again implies

$$[\hat{\gamma}_1] = \mp[\hat{\gamma}_2]$$

and which also means that  $|\gamma_1| = |\gamma_2|$ .



**Case (3).** One of  $\gamma_1, \gamma_2$ , say,  $\gamma_1$  separates  $S$ , the other one does not. In this case we have

$$\begin{cases} 0 = \partial[\tilde{X}'] &= [\tilde{\gamma}_2'] - [\tilde{\gamma}_2''] \pm [\tilde{\gamma}_1'] \\ 0 = \partial[\tilde{X}'''] &= -[\tilde{\gamma}_2'] + [\tilde{\gamma}_2''] \pm [\tilde{\gamma}_1''] \end{cases}$$

which implies

$$2[\hat{\gamma}_2] = \mp[\hat{\gamma}_1]$$

The latter relation implies, in particular, that  $|\gamma_1| = 2|\gamma_2|$ .

**Case (4).** Finally, when both  $\gamma_1$  and  $\gamma_2$  separate  $S$ , we obtain the same relations as in case (2). We have proved the sufficiency part of Proposition 5.2.

We have explained in the proof of Lemma 5.3 why some combinations of  $\gamma_1, \gamma_2$  of the type loop–loop, loop–segment, segment–segment are forbidden in some of the cases (1)–(4) in the proof of Lemma 5.3. The proof that the remaining ones are indeed realizable is left until part 2.  $\square$

## 6. GRAPH OF CONNECTED COMPONENTS ENCODING DECOMPOSITION OF A HALF-TRANSLATION SURFACE

If we cut a half-translation surface  $S$  along a collection of  $\hat{\text{homologous}}$  saddle connections  $\gamma_i$  we obtain a finite collection of surfaces with holes. In this section we describe a graph that encodes this decomposition. It will slightly differ from the graph described in the introduction: now we assign a vertex to every connected component of  $S \setminus \{\gamma_1, \dots, \gamma_n\}$  including the cylinders.

It will still be convenient to distinguish the cylinders among all such surfaces. As we have already seen (Lemma 4.1 from section 4)  $\hat{\text{homologous}}$  saddle connections are always parallel. Thus, any such cylinder is a standard metric cylinder with two parallel boundary components of equal length. We denote the cylinders as  $C_k$ , and the other surfaces as  $S_j$ . The subcollection  $\{C_k\}$  might be empty.

By convention the “surfaces”  $S_j$  and the “cylinders”  $C_k$  which we consider are either the connected components of the complement  $S \setminus \{\cup_i \gamma_i\}$ , or, sometimes, their natural compactifications.

We wish to encode the information on how the surfaces  $S_j$  and the cylinders  $C_k$  are glued to each other in a graph of the following kind. The graph contains two kinds of vertices: the vertices of  $S$ -type are in the one-to-one correspondence with the surfaces  $S_j$ ; the vertices of  $C$ -type are in the one-to-one correspondence with the cylinders  $C_k$ . Each vertex of  $S$ -type is in addition labelled with a “+” sign if the corresponding surface with boundary  $S_j$  has trivial linear holonomy

and with a “−” sign if it does not. By convention we do not label the vertices of  $C$ -type: it is easy to see that the cylinders always have trivial linear holonomy. We denote the vertices corresponding to cylinders by small circles.

The edges of the graph are in the one-to-one correspondence with the saddle connections  $\gamma_i$ . Each saddle connection  $\gamma_i$  is on the boundary of either one or two surfaces. If it is a pair of surfaces,  $\gamma_i$  corresponds to an edge joining the corresponding vertices. If  $\gamma_i$  is on the boundary of only one surface, then it corresponds to an edge of the graph which joins the vertex to itself. Such edge contributes 2 to the valence of the vertex.

The following Propositions classify all possible types of graphs, which can be obtained.

**Proposition 6.1.** *Consider a closed half-translation surface and cut it along a collection of homologous saddle connections. A graph encoding the splitting either already has one of the types described below (see also Figure 2), or can be obtained from a graph of one of these types by placing additional “o”-vertices of valence two at any subcollection of edges respecting the following rules. One may place at most one “o”-vertices at an edge; a “o”-vertex cannot be placed at an edge adjacent to a “o”-vertex of valence 3 if this is the edge separating the graph.*

- a) *An arbitrary (possibly empty) chain of “+”-vertices of valence two bounded by a pair of “−”-vertices of valence one;*
- b) *A single loop of vertices of valence two having exactly one “−”-vertex and arbitrary number of “+”-vertices (possibly no “+”-vertices at all);*
- c) *A single chain and a single loop joined at a vertex of valence three. The graph has exactly one “−”-vertex of valence one; it is located at the end of the chain. The vertex of valence three is either a “+”-vertex, or a “o”-vertex (vertex of the cylinder type). Both the chain, and the cycle may have in addition arbitrary number of “+”-vertices of valence two (possibly no “+”-vertices at all);*
- d) *Two nonintersecting cycles joined by a chain. The graph has no “−”-vertices. Each of the two cycles has a single vertex of valence three (the one where the chain is attached to the cycle); this vertex is either a “+”-vertex or a “o”-vertex. If both vertices of valence three are “o”-vertices, the chain joining two cycles is nonempty: it has at least one “+”-vertex. Otherwise, each of the cycles and the chain may have arbitrary number of*

“+”-vertices of valence two (possibly no “+”-vertices of valence two at all);

- e) “Figure-eight” graph: two cycles joined at a vertex of valence four, which is either a “+”-vertex or a “o”-vertex. All the other vertices (if any) are the “+”-vertices of valence two. Each of the two cycles may have arbitrary number of such “+”-vertices of valence two (possibly no “+”-vertices of valence two at all).

**Proposition 6.2.** *Every graph of any of the above types is realizable: it corresponds to an actual decomposition of some half-translation surface along some collection of homologous saddle connections.*

We prove Proposition 6.2 in part 2. In this section we prove Proposition 6.1, but first we present several auxiliary lemmas. When we speak about “vertices” and a “graph” we always mean the graph  $\Gamma$  encoding the splitting of a half-translation surface  $S$  obtained by cutting it along some collection  $\cup \gamma_i$  of homologous saddle connections.

We start with a reformulation of Corollary 5.1 from section 5 in the language of graphs.

**Lemma 6.1.** *Any vertex of valence one is necessarily labelled by “−”. In particular, a “o”-vertex (a vertex representing a cylinder) may not have valence one.*

The Lemma below explains why “o”-vertices of valence two cannot be neighbors.

**Lemma 6.2.** *The graph  $\Gamma(S)$  does not have edges bounded by a pair of “o”-vertices of valence two.*

*Proof.* A cylinder has two boundary components, so the valence of the corresponding “o”-vertex is at least two. If the valence is exactly two, this means, that each of the two boundary components represents a single saddle connection. In other words, there is a single marked point (coming from a singularity of  $S$ ) on each boundary component of the cylinder, and the boundary components are the saddle connections  $\gamma'_1, \gamma''_1$ .

If we have two “o”-vertices of valence two joined by an edge, it means that we glue together a pair of cylinders identifying the boundary component  $\gamma''_1$  of one cylinder to the boundary component  $\gamma'_2$  of the other cylinder. What we get is just a longer cylinder, and thus  $\gamma = \gamma''_1 = \gamma'_2$  is a regular geodesic, which contradicts the convention that we do not consider fake singularities (marked points) on  $S$ .  $\square$

Denote by  $\dot{S}$  the surface  $S$  punctured at the singularities. If we have a closed loop  $\rho$  on  $\dot{S}$  we can always put it in general position by a small

deformation isotopic to identity. Thus we may assume that  $\rho$  has a finite number of transverse intersections with the saddle connections from the collection  $\cup \gamma_i$ . A path  $\rho$  on  $\dot{S}$  in general position defines naturally a path  $\rho_*$  on the graph  $\Gamma(S)$ : to construct  $\rho_*$  we follow the path  $\rho$  on  $\dot{S}$  and trace the surfaces  $S_j$  and the cylinders  $C_k$  through which we pass. Since  $\rho$  intersects the saddle connections transversally and does not pass through singularities of  $S$  there is no ambiguity in moving from one vertex of the graph to another. Moreover, it is easy to see that paths  $\rho \sim \rho'$  homotopic on the punctured surface  $\dot{S}$  define paths  $\rho_* \sim \rho'_*$  homotopic on the graph. Mark a point  $x \in \dot{S} \setminus (\cup \gamma_i)$ ; let  $v(x)$  be the corresponding vertex of the graph  $\Gamma(S)$ . We get a natural homomorphism  $\pi_1(\dot{S}, x) \rightarrow \pi_1(\Gamma(S), v(x))$ .

Any finite connected graph can be retracted by a deformation to a bouquet of circles (possibly to a “bouquet of zero circles”, i.e., to a point). We can choose the retraction in such way that  $v(x)$  retracts to the base point of the bouquet of circles. We can consider the bouquet of circles  $B$  as a graph obtained from the graph  $\Gamma(S)$  by identifying some subtree of  $\Gamma(S)$  to a single vertex of  $B$ . Thus some edges of  $\Gamma$  “survive” under the retraction, and some edges “collapse” to a point.

Now we can prove the Lemma which is the main technical tool in the proof of Proposition 6.1.

**Lemma 6.3.** *Suppose that a half-translation surface  $S$  has nontrivial linear holonomy. Let  $\alpha \subset \Gamma(S)$  be a closed path on  $\Gamma(S)$  realized as a subgraph of  $\Gamma(S)$ . If under some retraction of  $\Gamma(S)$  to a bouquet of circles,  $\alpha$  retracts to one of the circles, then there exist a closed path  $\rho$  on the punctured surface  $\dot{S}$  such that  $\rho_* = \alpha$  and the linear holonomy along  $\rho$  is nontrivial.*

*Proof.* We suppose that a retraction of  $\Gamma(S)$  to a bouquet of circles is fixed. We start with consideration of the general case, when the bouquet of circles contains at least two circles.

Let  $\gamma_1$  and  $\gamma_2$  be a pair of edges of  $\Gamma(S)$ , which survive under retraction, such that  $\gamma_1 \in \alpha$  and  $\gamma_2 \notin \alpha$  (since the bouquet contains at least two circles, such  $\gamma_2$  exists). Cutting  $\Gamma(S)$  by these edges we get a connected graph. Thus, cutting the half-translation surface  $S$  by a pair of homologous saddle connections  $\gamma_1, \gamma_2$  we get a connected surface  $S_{(1,2)}$  which, by Proposition 5.1, has trivial linear holonomy. By construction  $\partial S_{(1,2)} = \gamma_1' \cup \gamma_1'' \cup \gamma_2' \cup \gamma_2''$ . Glue back the boundary components  $\gamma_1'$  and  $\gamma_1''$  of  $S_{(1,2)}$ . We get a surface  $S_{(2)}$  which coincides with the initial surface  $S$  cut by a single saddle connection  $\gamma_2$ . Since the initial surface  $S$  had nontrivial linear holonomy, this latter surface  $S_{(2)}$  also has nontrivial linear holonomy (see Corollary 5.3 from section 5).

Thus the boundary components  $\gamma'_1$  and  $\gamma''_1$  of the *translation* surface  $S_{(1,2)}$  are identified by a *half-translation*.

Consider any path  $\rho$  such that  $\rho_* = \alpha$ . By construction it gives a nonclosed connected path  $\rho'$  on  $S_{(1,2)}$  joining a pair of points on  $P' \in \gamma'_1$  and  $P'' \in \gamma''_1$  corresponding to the same point  $P \in \gamma_1$  on  $S$  upon gluing of  $\gamma'_1$  with  $\gamma''_1$ . Since  $\gamma'_1$  and  $\gamma''_1$  are identified by a *half-translation*, we see that the linear holonomy along  $\rho$  is nontrivial.

It remains to consider the case, when the bouquet of circles corresponding to the graph  $\Gamma(S)$  has a single circle. (A priori, this bouquet of circles might be a point and it might contain no circles at all, but we formulated the Lemma *assuming* that there is at least one cycle.)

It follows from Corollary 5.2 and from Corollary 5.4, that the graph  $\Gamma(S)$  of the closed half-translation surface with *nontrivial* linear holonomy cannot be just a single loop composed of “+”-vertices of valence two and of “cylinder vertices” of valence two. Thus, either  $\Gamma(S)$  is a loop of composed vertices of valence two, and then it has some “-”-vertices, or there is at least one nontrivial subtree “growing out” of the base loop.

Consider the first case, when all the vertices of  $\Gamma(S)$  have valence two. Choose any path  $\rho'$  on  $S$  such that  $\rho'_* = \alpha$ . If the linear holonomy along the path  $\rho'$  is nontrivial, we choose  $\rho := \rho'$  and the Lemma is proved.

If not, we can combine  $\rho'$  with a closed path  $\rho''$ , such that  $\rho''$  lives entirely inside some  $S_j^-$ , and such that the linear holonomy along  $\rho''$  is nontrivial. Since  $\rho'' \in S_j^-$  the projection  $\rho''_*$  is a trivial path. Thus  $(\rho' \circ \rho)_* = \rho'_* = \alpha$ , and by construction the linear holonomy along  $(\rho' \circ \rho'')$  is nontrivial. The required path  $\rho$  is given by  $\rho' \circ \rho''$ .

To complete the proof of the Lemma it remains to consider the case when there is at least one nontrivial subtree in  $\Gamma(S)$  “growing out” of the base loop. Such subtree necessarily has a vertex  $S_i$  of valence one, which by Lemma 6.1 is a “-”-vertex. Denote by  $\gamma_1$  the edge adjacent to this vertex of valence one; we denote by the same symbol  $\gamma_1$  the corresponding saddle connection in  $S$ . Consider any path  $\rho'$  on  $S$  such that  $\rho'_* = \alpha$ . If  $\alpha \subset \Gamma(S)$  passes through  $S_i^-$ , we apply the same construction as in the previous case: if the linear holonomy along  $\rho'$  is nontrivial, we choose  $\rho := \rho'$ ; if it is trivial, we compose  $\rho'$  with an appropriate path  $\rho''$  contained in  $S_i^-$ . It remains to consider the case when  $\alpha \subset \Gamma(S)$  does not pass through  $S_i^-$ .

The latter means that  $\gamma_1 \notin \alpha$ , and that any path  $\rho \in S$  such that  $\rho_* = \alpha$  has trivial intersection with the saddle connection  $\gamma_1$ . Choose

some edge  $\gamma_2 \in \alpha$  which survives under retraction. Cutting the half-translation surface  $S$  by the pair of homologous saddle connections  $\gamma_1, \gamma_2$  we get two connected components: a connected surface  $S_{(1,2)}$  and a surface  $S_i^-$  (corresponding to the vertex of valence one). The closed path  $\rho$  on  $S$  becomes a nonclosed connected path on  $S_{(1,2)}$  joining the boundary components  $\gamma_2'$  and  $\gamma_2''$ . By Proposition 5.1 the surface  $S_{(1,2)}$  has trivial linear holonomy. By construction  $\partial S_{(1,2)} = \gamma_1' \cup \gamma_2' \cup \gamma_2''$ . Glue back the boundary components  $\gamma_2'$  and  $\gamma_2''$  of  $S_{(1,2)}$ . We get a surface  $S_{(1)}$  which coincides with one of the two components of the initial surface  $S$  cut by a single saddle connection  $\gamma_1$ . Since  $\partial S_{(1)} = \gamma_1'$ , the surface  $S_{(1)}$  has nontrivial linear holonomy (see Corollary 5.1 from section 5). Thus the boundary components  $\gamma_2'$  and  $\gamma_2''$  of the *translation* surface  $S_{(1,2)}$  were identified by a *half-translation* which implies that the linear holonomy along  $\rho$  is nontrivial.  $\square$

Lemma 6.3 implies the following elementary Lemma.

**Lemma 6.4.** *Consider a connected subgraph  $\Upsilon$  of the initial graph  $\Gamma(S)$ . If  $\Upsilon$  has a vertex labelled with “−” or if it is not a tree, the surface with boundary  $S_\Upsilon$  corresponding to this subgraph has nontrivial linear holonomy.*

*Proof.* If the subgraph has some vertex labelled with “−”, the corresponding half-translation surface  $S_j^-$  has a closed path with nontrivial linear holonomy. The bigger surface  $S_\Upsilon$  has the same path, so it also has nontrivial linear holonomy.

If the subgraph is not a tree, then it has a loop which is not homotopically trivial. By Lemma 6.3 there is a closed path  $\rho$  on  $S_\Upsilon$  corresponding to this loop such that  $\rho$  has nontrivial linear holonomy.  $\square$

Now we have all necessary tools to prove Proposition 6.1.

*Proof of Proposition 6.1.* First note that the bouquet of circles to which we retract the graph  $\Gamma(S)$  may not have more than two circles. Otherwise cutting two of them by some edges  $\gamma_1$  and  $\gamma_2$  we would still have at least one more circle. Thus, according to Lemma 6.4 the surface  $S_{(1,2)}$  obtained by cutting  $S$  along  $\gamma_1$  and  $\gamma_2$  has nontrivial linear holonomy, which contradicts Proposition 5.1.

**Two loops.** Suppose that the bouquet of circles to which we retract the graph  $\Gamma(S)$  contains exactly two circles. Cut them by some edges  $\gamma_1$  and  $\gamma_2$  which survive under the retraction and which correspond to different circles of the bouquet. By Proposition 5.1 the resulting surface has trivial linear holonomy. Thus, it follows from Lemma 6.4 that the surface does not have any “−”-vertices. By Lemma 6.1 the

latter implies that the graph  $\Gamma(S)$  does not have any vertices of valence one.

The Euler characteristic  $\chi(S^1 \vee S^1)$  of a bouquet of two circles equals  $-1$ . Thus

$$(7) \quad -1 = \chi(S^1 \vee S^1) = \chi(\Gamma(S)) = \\ = (\text{number of vertices of } \Gamma(S)) - (\text{number of edges of } \Gamma(S))$$

We can count the number of edges as

$$(\text{number of edges}) = \frac{1}{2} \cdot (\text{number of vertices of valence 1}) + \\ + \frac{2}{2} \cdot (\text{number of vertices of valence 2}) + \\ + \frac{3}{2} \cdot (\text{number of vertices of valence 3}) + \dots$$

Since  $\Gamma(S)$  does not have vertices of valence one we can rewrite equation (7) as

$$- \frac{1}{2} \cdot (\text{number of vertices of valence 3}) - \\ - \frac{2}{2} \cdot (\text{number of vertices of valence 4}) - \dots = -1$$

which means that either  $\Gamma(S)$  has two vertices of valence 3 while all the other vertices have valence 2, or  $\Gamma(S)$  has a single vertex of valence 4 while all the other vertices have valence 2. As it was already mentioned above, in both cases  $\Gamma(S)$  does not have any “ $-$ ”-vertices. All graphs of this type except one are in the list of Proposition 6.1 (see graphs of the types d) and e) at Figure 2). The type which we have to rule out is schematically presented at Figure 4.

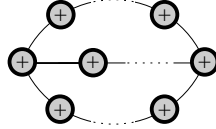


FIGURE 4. A graph of this type is not realizable as  $\Gamma(S)$ .

Let us prove by contradiction that this graph is not realizable as  $\Gamma(S)$ . Let  $S_n^+$  be a vertex of valence three; let  $\gamma_1, \gamma_2, \gamma_3$  be the edges adjacent to it. Cutting  $\Gamma(S)$  by any pair of distinct edges  $\gamma_i, \gamma_j$ ,  $i = 1, 2, 3$ , we still get a connected graph. This means that no pair of

$\hat{\gamma}$  homologous saddle connections  $\gamma_i \cup \gamma_j$ ,  $i = 1, 2, 3$ , separates  $S$ . Hence, by Proposition 5.2 the lengths  $|\gamma_i|$ ,  $i = 1, 2, 3$  are equal and all  $\gamma_i$  are parallel.

Consider the surface with boundary  $S_n^+$  corresponding to the chosen vertex of valence three, and let  $\omega$  be the holomorphic 1-form representing the translation structure on it. Under an appropriate choice of orientations of  $\gamma_1, \gamma_2, \gamma_3$  we get  $\partial S_n^+ = \gamma_1 \cup \gamma_2 \cup \gamma_3$ , and hence  $\int_{\gamma_1} \omega + \int_{\gamma_2} \omega + \int_{\gamma_3} \omega = 0$ . On the other hand the fact that all the lengths  $|\gamma_i|$ ,  $i = 1, 2, 3$  are equal and all  $\gamma_i$  are parallel implies that  $\int_{\gamma_1} \omega = \pm \int_{\gamma_2} \omega = \pm \int_{\gamma_3} \omega$ . These two relations are incompatible, which shows that the assumption that the graph  $\Gamma(S)$  has the form as in Figure 4 leads to a contradiction.

**One loop.** Now consider the case when the bouquet of circles to which we retract the graph  $\Gamma(S)$  contains only one circle.

As we already mentioned, it follows from Corollary 5.2 and from Corollary 5.4, that the graph  $\Gamma(S)$  of the closed half-translation surface with *nontrivial* linear holonomy cannot be just a single loop of “+”-vertices and “cylinder vertices” of valence two.

If  $\Gamma(S)$  is a loop of vertices of valence two then it has at least one “-”-vertex  $S_i^-$ . Let  $\gamma_1$  and  $\gamma_2$  be the edges of  $\Gamma(S)$  adjacent to  $S_i^-$ . Cutting  $S$  by  $\gamma_1$  and  $\gamma_2$  we obtain two connected components:  $S_i^-$  and  $S \setminus S_i^-$ . Since the component  $S_i^-$  has nontrivial linear holonomy, by Proposition 5.1 the component  $S \setminus S_i^-$  has trivial linear holonomy. It follows now from Lemma 6.4 that  $S \setminus S_i^-$  is a chain of “+”-vertices of valence two and of “small” vertices (“o”-vertices) of valence two. Thus, in this case the graph  $\Gamma(S)$  is of the type b), see Proposition 6.1 and Figure 2.

The other type of graph which can be retracted to a circle is the graph with at least one nontrivial subtree “growing out” of the base loop. In this case any such subtree necessarily has a vertex of valence one, which by Lemma 6.1 is a “-”-vertex. Note that in this case  $\Gamma(S)$  can have only one “-”-vertex of valence one. The proof is as always based on the combination of Proposition 5.1 with Lemma 6.3. Suppose that there are two vertices  $S_i^-$  and  $S_j^-$  of valence one; denote by  $\gamma_1$  and  $\gamma_2$  the edges of  $\Gamma(S)$  adjacent to these vertices. Cutting  $S$  by  $\gamma_1$  and  $\gamma_2$  we obtain three connected components:  $S_i^-$ ,  $S_j^-$  and  $S_{(1,2)} := S \setminus (S_i^- \cup S_j^-)$ . Since the first two surfaces have nontrivial linear holonomy, it follows from Proposition 5.1 that the surface  $S_{(1,2)}$  has trivial linear holonomy. But by assumption the graph  $\Upsilon$  corresponding to  $S_{(1,2)}$  has a nontrivial loop, so by Lemma 6.3  $S_{(1,2)}$  has nontrivial



linear homology. The above contradiction shows that the graph  $\Gamma(S)$  under consideration has exactly one vertex of valence one.

We have proved that the graph has the following structure: a union of a circle with a segment attached to a circle by one of the endpoints. Such graph has single vertex of valence three, single vertex of valence one and arbitrary number of vertices of valence two (possibly no vertices of valence two at all). Choosing an appropriate pair of edges  $\gamma_1, \gamma_2$  and combining Proposition 5.1 with Lemma 6.3 and Lemma 6.4 we see that the only “−”-vertex of the graph is the vertex of valence one located at the free end of the segment. This graph is a graph of type c) in list of graphs given by Proposition 6.1 (see also Figure 2).

**A tree.** Finally, consider the case when  $\Gamma(S)$  is retracted to a point, i.e. the case when  $\Gamma(S)$  is a tree. In this case  $\Gamma(S)$  has at least two vertices of valence one. By Lemma 6.1 they have “−”-type. Let  $\gamma_1$  and  $\gamma_2$  be the edges of  $\Gamma(S)$  adjacent to this pair of vertices  $S_i^-$ ,  $S_j^-$ . Cutting the surface  $S$  by  $\gamma_1, \gamma_2$  we get three connected components  $S_i^-$ ,  $S_j^-$ , and  $S \setminus (S_i^- \cup S_j^-)$ . By Proposition 5.1 the component  $S \setminus (S_i^- \cup S_j^-)$  has trivial linear holonomy. Thus, by Lemma 6.4 it does not have any “−”-vertices, and hence, according to Lemma 6.1, the graph  $\Gamma(S)$  has exactly two vertices of valence one. Since  $\Gamma(S)$  is a tree it means that  $\Gamma(S)$  is a chain of “+”-vertices of valence two bounded at the ends by a pair of “−”-vertices of valence one. This is the graph a) from Proposition 6.1 (see also Figure 2).

We have proved in Lemma 6.2 that two “o”-vertices of valence two cannot be neighbors. It remains to prove that a “o”-vertex of valence 3 cannot be joined by a separating edge to a “o”-vertex of valence 2. This follows from Remark 8.2 in section 8.5. Moduli this nuance, Proposition 6.1 is proved.  $\square$

## 7. PROOF OF THEOREMS 2 AND 3

We start with Theorem 2.

*Proof of Theorem 2.* First note that a single saddle connection “survives under deformations” in the following sense. Let  $\gamma \subset S$  be a saddle connection (possibly closed) on a flat surface  $S$ ; let  $P$  denote the collection of singularities on  $S$ . Let  $[\gamma] \in H_1(S, P; \mathbb{Z})$  be the cycle represented by  $\gamma$ . The Gauss—Manin connection makes it meaningful to speak about the cycle  $[\gamma]$  on any surface  $S' \in \mathcal{O}(S)$  in a sufficiently small neighborhood  $\mathcal{O}(S) \subset \mathcal{Q}(\alpha)$  of  $S$ . The stratum  $\mathcal{Q}(\alpha)$  is a complex orbifold, so at worst, the cycle  $[\gamma]$  on  $S'$  is well-defined after passing to a finite ramified covering  $\tilde{\mathcal{O}}(S)$ . To say that  $\gamma$  “survives under deformations” means that for any  $S' \in \tilde{\mathcal{O}}(S)$  the cycle  $[\gamma]$  can be realized

by a saddle connection  $\gamma'$  on  $S'$  and that this representation is unique. Note that the integral  $\int_{\hat{\gamma}'} \omega$  along the pull-back  $\hat{\gamma}'$  of  $\gamma'$  to the canonical double cover  $\hat{S}'$  changes continuously with respect to the deformation  $S' \in \tilde{\mathcal{O}}(S)$  (see Convention 1 on the choice of orientation of  $\hat{\gamma}'$ ).

In a sense, we have just reformulated the statement that the anti-invariant subspace  $H_-^1(\hat{S}, \hat{P}; \mathbb{C})$  in the relative cohomology group provides us with coordinates in  $\tilde{\mathcal{O}}(S)$ ; see section 4.2.

Consider now a collection  $\gamma_1, \dots, \gamma_n$  of homologous saddle connections on  $S$  defining a configuration  $\mathcal{C}$ ; we assume that  $S$  does not have any other saddle connections homologous to  $\gamma_i$ . Let  $L = 3 \max |\gamma_i|$ . There are a finite number of saddle connections on  $S$  of length bounded by  $L$ . Thus we can choose a sufficiently small neighborhood  $\mathcal{O}(S)$  such that all saddle connections on  $S$  shorter than  $L$  survive upon deformations in  $\mathcal{O}(S)$ . By the choice of  $\mathcal{O}(S)$  the homology class  $[\hat{\gamma}_i']$  does not change when we deform  $S$  to  $S' \in \tilde{\mathcal{O}}(S)$ . Thus all corresponding saddle connections  $\gamma' = \{\gamma'_1, \dots, \gamma'_n\}$  stay homologous under small deformations. It is easy to see that under our choice of  $\mathcal{O}(S)$  no other saddle connection  $\gamma'_{n+1}$  is homologous to  $\gamma'_i$ .

Clearly the corresponding graph  $\Gamma(S', \gamma')$  does not change under small deformations. It is also clear that neither the boundary type nor the orders of singularities of the corresponding connected components  $S'_i$  of  $S' \setminus \gamma'$  change. In our terms this means that *configuration*  $\mathcal{C}$  defined by initial collections  $\gamma = \{\gamma_1, \dots, \gamma_n\}$  on  $S$  “survives under any small deformations”. Theorem 2 is proved.  $\square$

*Proof of Theorem 3.* It immediately follows from Theorem 2 that if a configuration  $\mathcal{C}$  of homologous saddle connections is realizable on some flat surface  $S \in \mathcal{Q}_1^{comp}(\alpha)$ , then it is realizable on some open set  $\mathcal{O}(S) \subset \mathcal{Q}_1^{comp}(\alpha)$  of flat surfaces containing  $S$ . The set  $\mathcal{O}(S)$  has positive measure. Now note that the natural  $SL(2, \mathbb{R})$ -action on  $\mathcal{Q}_1^{comp}(\alpha)$  sends a collection  $\gamma = \{\gamma_1, \dots, \gamma_n\}$  of homologous saddle connections on  $S$  to a collection  $g \cdot \gamma = \{\gamma'_1, \dots, \gamma'_n\}$  of homologous saddle connections on  $S' = g \cdot S$ . Clearly  $\gamma$  and  $g \cdot \gamma$  represent the same configuration  $\mathcal{C}$ . Theorem 3 now immediately follows from the following result proved in [M], [Ve2].  $\square$

**Theorem** (H. Masur; W. A. Veech). *The group  $SL(2, \mathbb{R})$  acts ergodically with respect to the natural measure on any connected component  $\mathcal{Q}_1^{comp}(\alpha)$  of any stratum.*

## 8. ANATOMY OF DECOMPOSITION OF A HALF-TRANSLATION SURFACE

In section 6 we described the global structure of the decomposition of a half-translation surface  $S$  obtained after cutting  $S$  along a collection  $\{\gamma_i\}$  of homologous saddle connections.

In this section we treat in detail the structure of the connected components  $S_j$  of this decomposition. The surfaces  $S_j$  are encoded by “ $\pm$ ”-vertices of the graph  $\Gamma(S)$ . Every such component may have trivial or nontrivial linear holonomy (which is encoded by labelling of the corresponding vertex with a “+” or with a “−” sign respectively).

By construction, the boundary of every surface  $S_j$  is a union of several saddle connections homologous in  $S$ . We have already proven (see Proposition 6.1) that a surface  $S_i^-$  with nontrivial linear holonomy may have either one or two saddle connections on the boundary (in the language of the graph  $\Gamma(S)$  a “−”-vertex may have valence one or two). We have also proven (see Proposition 6.1) that a surface  $S_j^+$  with trivial linear holonomy may have two, three or four saddle connections on the boundary (a “+”-vertex may have valence two, three or four). However, until now we have not specified, exactly how the saddle connections are arranged on the boundary: how many components the boundary has, how these components are organized geometrically, etc. In this section we discuss these matters in detail.

Our description is structured as follows. We consider separately flat surfaces with boundary corresponding to all possible types of vertices of the graph  $\Gamma(S)$  (valence one and two “−”-vertices; valence two, three, and four “+”-vertices; valence two, three, and four “o”-vertices). Treating each of these eight cases, say, a “+”-vertex of valence 4, we consider all possible surfaces  $S$  and all possible collections of homologous saddle connections  $\{\gamma_i\}$  producing a graph  $\Gamma(S)$  with a “+”-vertex of valence 4. We discuss all possible structures of the component  $S_j$  corresponding to the “+”-vertex of valence 4 of  $\Gamma(S)$  regardless of the structure of the other components of decomposition of  $S$ .

Considering  $S_j$  as a connected component of the complement  $S \setminus \{\cup \gamma_i\}$  we first discuss the properties of the natural compactification of the corresponding surface  $S_j$ . Note, that the *compactification* of  $S_j$  need not be the same as the *closure* of  $S_j$  inside  $S$ . For example, if we cut a closed half-translation surface  $S$  along a single saddle connection  $\gamma$  joining a pair of distinct singularities we obtain a surface  $S_1$  whose *compactification* is a surface with a hole composed of a pair of parallel distinct geodesics of the same length, while the *closure* of  $S_1 = S \setminus \gamma$  inside  $S$  coincides with  $S$ . The *closure* of  $S_j$  in  $S$  might be obtained

from the *compactification* of  $S_j$  by additional identifications of some boundary singularities, or by additional identifications of some saddle connections, which belong to the boundary.

A principal result of this section is a geometric classification of half-translation surfaces  $S_i$  with boundary which might appear as connected components of decomposition of a closed half-translation surface  $S$  after cutting  $S$  along some collection of  $\hat{\text{homologous}}$  saddle connections  $\{\gamma_i\}$ . We use the following convention for this classification.

**Convention 2.** Let a surface  $S_j$  correspond to a  $\pm$ -vertex of valence  $v$ , i.e., let  $S_j$  have  $v$  saddle connections on its boundary. Suppose that its *compactification* has  $h$  holes (i.e. the boundary of the compactification of  $S_j$  has  $h$  connected components). Suppose also that the *closure* of  $S_j$  in  $S$  has  $p$  conical points on its boundary. We encode this surface as  $\pm v.h.p$ . For example, a surface  $S_j$  of the type  $+3.2.1$  has trivial linear holonomy; it has three saddle connection on the boundary (the corresponding vertex of  $\Gamma(S)$  has valence three); its compactification has two boundary components; and the closure of  $S_j$  in  $S$  has a single conical point on its boundary.

The properties of the surfaces  $S_j$  which we elaborate in this section should be considered as *necessary* conditions. We prove that all types of surfaces  $S_j$  listed in our classification do really appear in decompositions of some surfaces  $S$  in part 2.

**8.1. Lengths of saddle connections.** We know that  $\hat{\text{homologous}}$  saddle connections are parallel and either have the same length, or their lengths differ by a factor of 2; see Lemma 4.1. Consider a surface  $S$  with nontrivial linear holonomy and consider a collection of  $\hat{\text{homologous}}$  saddle connections  $\gamma_i$  on  $S$ . If the lengths of all saddle connections in this collection are equal, we assign weight 1 to all of them; if there are saddle connections with different lengths we assign to them weights 1 and 2 according to proportions of their lengths. Since the saddle connections  $\gamma_i$  are in one-to-one correspondence with the edges of the graph  $\Gamma(S)$  we obtain a weighting on  $\Gamma(S)$ , where the weights of the edges of the graph  $\Gamma(S)$  are 1 or 2.

Considering a single connected component  $S_j$  of the decomposition of  $S$  we can also assign the signs  $\pm$  to the weights of the saddle connections on the boundary of  $S_j$ , provided  $S_j^+$  has trivial linear holonomy. We do it in the following way. The canonical orientation of  $S_j^+$  defines an orientation of the boundary  $\partial S_j^+$ , and hence an orientation of the saddle connections  $\gamma_i$ , out of which the boundary is composed. Consider a holomorphic 1-form (Abelian differential)  $\omega$  representing the flat

structure on  $S_j^+$ . Multiplying  $\omega$  by an appropriate complex number we get a normalization in which

$$\int_{\gamma} \omega = \text{weight of } \gamma,$$

for some saddle connection  $\gamma$  on the boundary of  $S_j^+$ . Then for the other saddle connections on the boundary of  $S_j^+$  we get  $\int_{\gamma_i} \omega = \pm 1$  or  $\int_{\gamma_i} \omega = \pm 2$ . Since  $d\omega = 0$ , it follows from Stokes formula that the sum of all these numbers along all saddle connections representing the boundary of  $S_j^+$  is equal to zero.

In terms of vertices and edges we can reformulate this latter observation as follows:

**Lemma 8.1.** *The algebraic sum of the signed weights of edges adjacent to a “+”-vertex, or to a “o”-vertex is equal to zero.*

There is of course an ambiguity in the choice of signs: we may simultaneously change the signs of all weights of the saddle connections on the boundary of  $S_j^+$  to the opposite ones. Note also, that we may choose the signs only locally, for the saddle connections on the boundary of a single surface  $S_j^+$ . We cannot globally choose the signs for weights of all saddle connections (all edges of  $\Gamma(S)$ ).

Another way to see the choice of the signs is to consider the “straight line” foliation in direction  $\gamma_k$  on  $S_j^+$ . Since  $S_j^+$  has trivial linear holonomy, this foliation is oriented. We assign to a pair of saddle connections  $\gamma_k, \gamma_l$  on the boundary of  $S_j^+$  the same signs if they have the same orientation in terms of this foliation; we assign opposite signs if they have opposite orientation in terms of the foliation.

**Convention 3.** The arrows on the saddle connections in the Figures below represent orientation of the foliation and not the canonical orientation of the saddle connections.

**Lemma 8.2.** *The type of the graph  $\Gamma(S)$  uniquely determines the distribution of unsigned weights 1 and 2 on the edges of the graph; the corresponding weights are presented in Figure 2.*

*Proof.* Consider the vertices representing the connected components with trivial linear holonomy; they are represented by “+”-vertices and by small solid vertices (the latter vertices correspond to cylinders). For every such vertex considered separately, we can choose the signs for the weights 1 and 2 on the edges adjacent to this vertex. According to Lemma 8.1, the algebraic sum of these signed weights along all edges adjacent to a given vertex equals zero. This immediately implies

that the globally defined unsigned weights on both edges adjacent to a valence two “+”-vertex or to a valence two “o”-vertex are the same. The latter observation implies in turn that all the weights on the graphs of types a) and b) coincide, and hence all the edges of the graphs of the type a) or b) are marked by 1.

The remaining graphs do not have “-”-vertices. Applying once again Lemma 8.1 we see that the edges of any vertex of valence three are weighted by 1, 1 and 2. We have already observed that all the edges in a chain of “+”-vertices or “o”-vertices of valence 2 have the same weight. The latter two remarks imply, that the weight of the graphs of the types c) and d) are as in Figure 2.

It remains to consider the graphs of type e); see Figure 2. Consider a vertex of valence four on such a graph. Let  $\gamma_1, \gamma_2$  be a pair of edges adjacent to this vertex, and belonging to two different loops. It follows from the form of the graph  $\Gamma(S)$  that cutting the surface  $S$  by these saddle connections  $\gamma_1, \gamma_2$  we still obtain a connected surface. Hence, by Proposition 5.2, subcase 1, we have  $|\gamma_1| = |\gamma_2|$ , and hence the corresponding edges have the same weight. Since all the edges in a chain of “+”-vertices or “o”-vertices of valence 2 have the same weight, we see that all edges of a graph of the type e) are weighted by 1.  $\square$

We start with consideration of surfaces with trivial linear holonomy; they are represented by “+”-vertices of the graph  $\Gamma(S)$ .

**8.2. Valence 2 “+”-vertex.** The surface  $S_j^+$  has trivial linear holonomy. Actually, this case is already treated in [EMZ]. It is easy to see that the boundary of compactification of  $S_j^+$  either has a single hole formed by two saddle connections (case +2.1), or two distinct holes, where each hole is formed by a single closed saddle connection (singular closed geodesic) (case +2.2). In both cases one of the two saddle connections has weight +1 and the other one has weight -1, see Lemma 8.1.

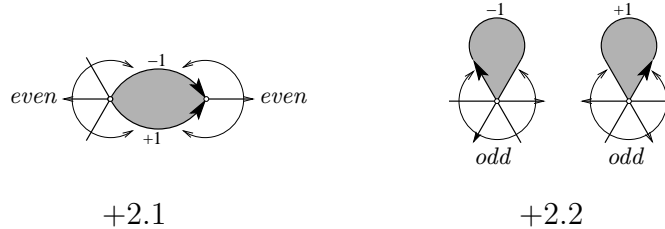
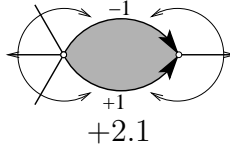
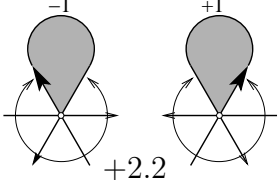


FIGURE 5. Possible structures of the boundary of the compactification of a surface represented by a “+”-vertex of valence 2.

Since the total sum of the orders of the singularities along each boundary component is even; see Lemma 5.1, the cone angles at both singularities in the case +2.2 are odd multiples of  $\pi$ . By the same reason the cone angles at both singularities in the case +2.1 are multiples of  $\pi$  of the same parity. Since the saddle connections have weights of opposite signs, both cone angles in the case +2.1 are even multiples of  $\pi$ .

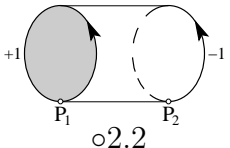
In both cases, +2.1 and +2.2 the two boundary singularities might stay distinct or might be identified in passing to the closure of  $S_j^+$ . Thus we get four types of surfaces representing 2-valent “+”-vertices (see Convention 2 concerning the indexation). They are schematically presented in the table below and in Figure 6.

Boundary type of compactification	Coding index	Identification of boundary singularities
 +2.1	+2.1.1	$P_1 \sim P_2$
	+2.1.2	
 +2.2	+2.2.1	$P_1 \sim P_2$
	+2.2.2	

*Remark 8.1.* Note the following characteristic feature distinguishing cases +2.1.1 and +2.2.1. Consider an arc  $\alpha \subset S_j$  of a small circle centered at the singularity. Let this arc have endpoints on the boundary. In the case +2.1.1 the saddle connections representing the corresponding boundary components are distinct, while in the case +2.2.1 the endpoints of the arc belong to the same saddle connection.

**8.3. Valence 2 “o”-vertex.** The structure of the compactification of a cylinder representing a “o”-vertex of valence 2 is trivial: it is just a metric cylinder with a single marked point on each of the two boundary components. The resulting type o2.2 is a particular case of +2.2 with the cone angles at both boundary singularities equal to  $\pi$ .

Passing to the closure in  $S$ , we may or may not identify the boundary singularities, getting the cases o2.2.1 and o2.2.2.

Boundary type of compactification	Coding index	Identification of boundary singularities
	o2.2.1	$P_1 \sim P_2$
	o2.2.2	

**8.4. Chains of vertices of valence 2.** Consider a fragment of the graph  $\Gamma(S)$  formed by a connected chain  $\Upsilon$  of “+”-vertices of valence 2 and of “o”-vertices of valence 2. Consider the corresponding surface with boundary  $S_\Upsilon$ . When all surfaces  $S_i$  corresponding to the vertices of the chain  $\Upsilon$  are adjacent to a common zero, the structure of  $S_\Upsilon$  is discussed in detail on pages 135–137 in the paper [EMZ]. In the Lemma below we give a similar description of the structure of  $S_\Upsilon$  in general case. Since the arguments are identical to those in [EMZ] we omit the proof.

The boundary of  $S_\Upsilon$  has the structure similar to the structure of a single surface  $S_j$ , corresponding to a “+”-vertex of valence 2: its compactification has one of the types 2.1, 2.2 presented at Figure 5 and the boundary of the closure of  $S_\Upsilon$  in  $S$  has one of the types +2.1.1, +2.1.2, +2.2.1, +2.2.2 presented at Figure 6. Here we describe how the vertices might be organized in a chain  $\Upsilon$ , and the type of boundary that corresponds to each particular type of a chain.

**Lemma 8.3.** *The possible types of chains  $\Upsilon$  of “+”-vertices and of “o”-vertices of valence 2 are as follows (see Figure 6 for the boundary types):*

- (I) *All vertices of the chain have type +2.1.1; in particular, there are no “o”-vertices. The boundary of the closure of  $S_\Upsilon$  has the form +2.1.1.*
- (II) *All vertices of the chain have type +2.1.2; in particular, there are no “o”-vertices. The boundary of the closure of  $S_\Upsilon$  has the form +2.1.2.*
- (III) *One vertex of the chain is of the type +2.2.1 or o2.2.1 while all the other vertices of the chain (if any) have type +2.1.1; in particular, there are no other “o”-vertices. The boundary of the closure of  $S_\Upsilon$  has the form +2.2.1.*
- (IV) *The chain has at least one vertex of the type +2.2.2 or of the o2.2.2-type; the other vertices (if any) have one of the types*



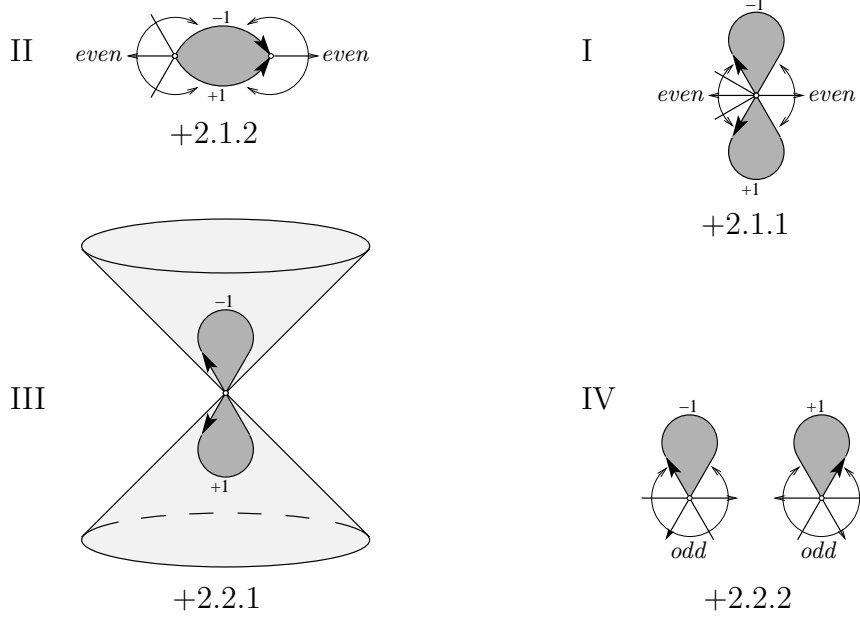


FIGURE 6. Classification of chains of “+”-surfaces of valence 2.

+2.1.1, +2.2.2 or  $\circ$ 2.2.2-type; the only restriction on the sequel is that there are no neighboring  $\circ$ 2.2.2-vertices. The boundary of the natural compactification of  $S_\Upsilon$  has the form +2.2.2; the boundary of the closure of  $S_\Upsilon$  has the form +2.2.2.

- (III’) The chain is the same as a chain of the type IV, but now it has at least two vertices of the type +2.2.2 or  $\circ$ 2.2.2. The singularities on the boundary of the resulting surface  $S_\Upsilon$  are identified; the boundary of the closure of  $S_\Upsilon$  has the form +2.2.1.

In our further considerations we join the types III and III’ into one type III.

**8.5. Valence 3 “+”-vertex.** The surface  $S_j^+$  has trivial linear holonomy. The boundary of the compactification of  $S_j^+$  has one, two, or three distinct holes. From Lemma 8.2 we know that the weights of the three edges adjacent to a vertex of valence three are 1, 1, 2. It follows from Lemma 8.1 that endowing the weights with signs we obtain +1, +1, -2 (up to a simultaneous reversing of all signs). Combining this information with the observation that the total sum of the orders of the singularities along each boundary component is even (Lemma 5.1) we obtain four possible structures +3.1, +3.2a, +3.2b, +3.3 for the

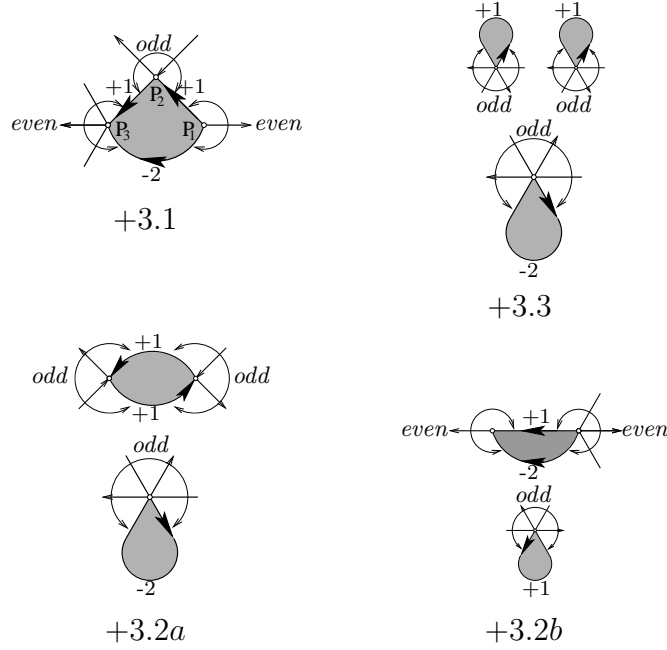


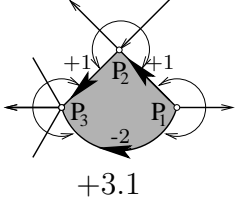
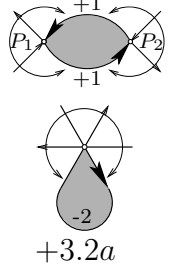
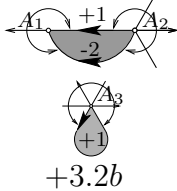
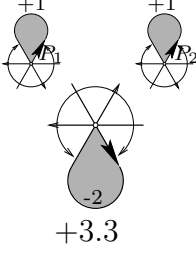
FIGURE 7. Possible structures of the boundary of the compactification of a surface represented by a “+”-vertex of valence 3.

boundary of compactification of a surface representing a “+”-vertex of valence 3; they are presented in Figure 7.

Now let us discuss the possible identifications of the boundary singularities while passing from the compactification of  $S_j$  to the closure  $\bar{S}_j \subset S$ .

Consider cases +3.1 and +3.2b. It follows from Proposition 5.2 that a saddle connection of weight 2 is always a closed loop (weight 2 appears only in case (3) in Proposition 5.2). Thus, the endpoints of the saddle connection of weight 2 are always identified in the closure  $\bar{S}_j$ .

Consider now cases +3.2a and +3.3 when there is a boundary component represented by a single saddle connection  $\gamma_1$  of weight  $-2$ . Denote by  $\gamma_2, \gamma_3$  the remaining two saddle connections of weights  $+1$ . We know that  $\gamma_1$  separates the surface  $S$ ; denote by  $S_\gamma$  the closure of the component of the complement  $S \setminus \gamma$  which *does not* contain  $\gamma_2, \gamma_3$ . Denote by  $P$  the singularity corresponding to  $\gamma_1$ ; actually,  $\gamma_1$  is a separatrix loop with a base point  $P$ . Consider an arc  $\alpha_1 \subset S_j$  of a small circle centered at  $P$ ; we choose the arc to have endpoints on  $\gamma_1$ . Consider the complementary arc  $\alpha_2 \subset S$ . Since  $\gamma_1$  separates  $S$  we see that  $\alpha_2 \subset S_\gamma$ . Hence the singularity  $P$  cannot be identified with any other point of  $S_j$ , otherwise the surface  $S$  would be degenerate.

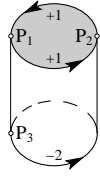
Boundary type of compactification	Coding index	Identification of boundary singularities	Adjacent chain of 2-valent vertices
 +3.1	+3.1.1	$P_1 \sim P_2 \sim P_3$	<i>III</i>
	+3.1.2	$P_1 \sim P_3$	<i>II</i> or directly
 +3.2a	+3.2a.2	$P_1 \sim P_2$	<i>III</i>
	+3.2a.3		<i>II</i> or directly
 +3.2b	+3.2b.1	$A_1 \sim A_2 \sim A_3$	<i>I</i>
	+3.2b.2	$A_1 \sim A_2$	<i>IV</i>
 +3.3	+3.3.2	$P_1 \sim P_2$	<i>I</i>
	+3.3.3		<i>IV</i>

Now in the global picture there is a chain  $\Upsilon \subset \Gamma$  of 2-valent vertices attached to the unique 3-valent vertex. Note that a surface with two saddle connections on its boundary,  $S_\Upsilon$ , represented by such a chain has trivial linear holonomy; the identification of the boundary components of  $S_\Upsilon$  with a pair of boundary components of  $S_j$  *does not* match the corresponding polarizations (or, in other words, is incompatible with any orientation of the horizontal foliations on  $S_\Upsilon$  and on  $S_j$ ). Hence,

the chain is attached to the pair of edges of weight  $+1$  of the 3-valent vertex. In a particular case such a chain might be empty; we get an edge which joins the vertex of valence 3 to itself. Geometrically this means that in passing from the compactification of  $S_j$  to the closure  $\bar{S}_j \subset S$  we identify a pair of boundary components of  $S_j$  having weights  $+1$ . Considerations similar to the one above allow us to specify the compatibility of the surface  $S_j$  (represented by the 3-valent vertex) having boundary of different types with surfaces  $S_\Gamma$  of different types represented by a chain of vertices of valence 2 (see Lemma 8.3 for the classification of chains of 2-valent vertices). Summarizing all these observations we obtain the list of possible identifications in the table above.

**8.6. Valence 3 “o”-vertex.** The structure of the compactification of a cylinder representing a “o”-vertex of valence 3 is elementary: it is just a metric cylinder with a marked point on one boundary component (to which we assign weight  $-2$ ) and with two marked points on the other boundary component placed in such way that they divide this boundary component in two equal parts (we assign weights 1 to these parts). The resulting type  $\circ 3.2$  is a particular case of  $+3.2a$  with the cone angles at all boundary singularities equal to  $\pi$ .

We can apply the same argument as in the previous section explaining why the singularities at distinct boundary components of the cylinder cannot be identified. Thus we get the two remaining cases:

Boundary type of compactification	Coding index	Identification of boundary singularities	Adjacent chain of 2-valent vertices
 $\circ 3.2$	$\circ 3.2.2$	$P_1 \sim P_2$	<i>III</i>
	$\circ 3.2.3$		<i>II</i> or directly

*Remark 8.2.* Note that in both cases the edge of weight 2 of a “o”-vertex of valence 3 is represented by those boundary components of the cylinder, where we have a single marked point and no identifications at all. This explains, why a “o”-vertex of valence 3 cannot be joined by an edge of weight 2 to a “o”-vertex of valence 2: this operation would

produce a “fake singularity” on  $S$ , which contradicts the convention that we do not consider fake singularities (marked points) on  $S$ .

**8.7. Valence 4 “+”-vertex.** The surface  $S_j^+$  has trivial linear holonomy. From Lemmas 8.1 and 8.2 we know that the weights of the four edges adjacent to a vertex of valence four are  $+1, +1, -1, -1$ . The boundary of the compactification of  $S_j^+$  might have one, two, three, or four distinct holes. Recall that the total sum of the orders of boundary singularities along each boundary component is even (Lemma 5.1). Using this observation and information on the signed weights of the saddle connections, which form the boundary, we obtain eight possible structures  $+4.1a, +4.1b, +4.2a, +4.2b, +4.2c, +4.3a, +4.3b, +4.4$  for the boundary of compactification of a surface representing a “+”-vertex of valence 4; see Figure 8; see also Convention 4.

Now let us discuss how the boundary singularities of the compactification of  $S_j$  might be identified in the closure  $\bar{S}_j \subset S$  and which types of 2-valent chains may be glued to  $S_j$ . Our strategy is as follows: we start with the description of the obstructions to certain identifications.

There are obstructions coming from the following three conditions on  $\bar{S}_j$ . The first one requires that the resulting surface  $\bar{S}_j$  must be orientable. The second one is that the resulting surface is nondegenerate. One can verify this condition by checking that a small loop around any identified singularity passes through each possible sector adjacent to that singularity. The third condition requires that the resulting flat structure must have nontrivial linear holonomy, i.e. it should be a half-translation and not a translation structure.

We also give the description of obligatory identifications. Then we classify the remaining cases, indicating in each case, what types of surfaces organized as a chain of 2-valent vertices (see Lemma 8.3) are compatible with  $S_j$  of the given type. Following the general structure of the paper we postpone the proof of realizability of the surfaces given by the resulting list to part 2.

**Convention 4.** Note that we identify the structures if one can be obtained from the other by interchanging the signs of weights  $\pm 1$  or by reenumeration of vertices  $P_i$ .

Considering the graphs  $\Gamma(S)$  having a 4-valent vertex; see Figure 2, we see that there are two chains  $\Upsilon_1, \Upsilon_2 \subset \Gamma$  of 2-valent vertices attached to the unique 4-valent vertex. (The particular case when one of the two chains, or even both of them degenerate to a single edge, can be treated in a complete analogy with the consideration below.) Note that as in the valence 3 case, a surface with two saddle connections on its boundary  $S_{\Upsilon_i}$ ,  $i = 1, 2$ , represented by such a chain has trivial linear

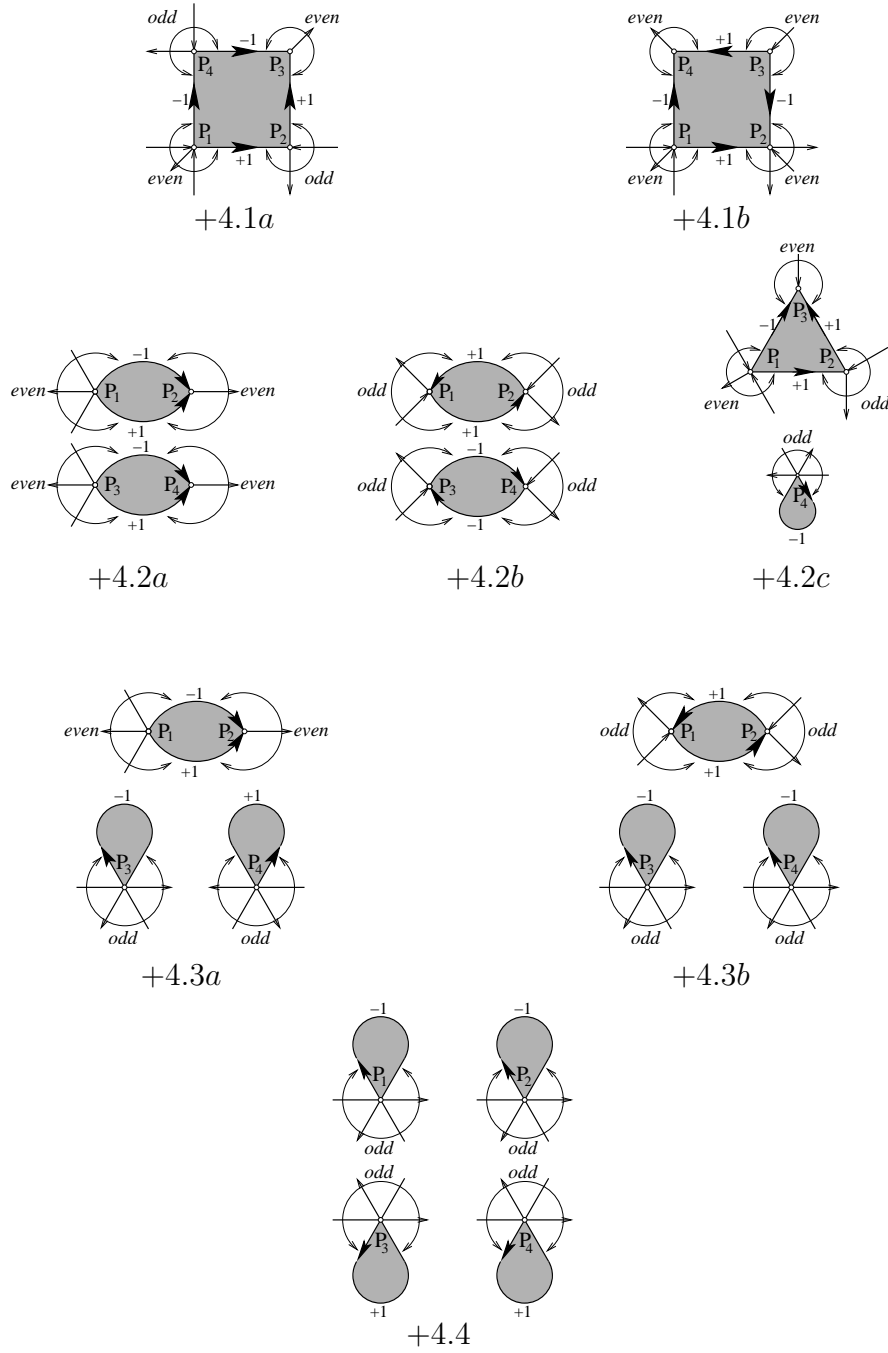


FIGURE 8. Possible structures of the boundary of the compactification of a surface represented by a “+”-vertex of valence 4.

holonomy; the identification of the boundary components of  $S_{\Upsilon_i}$  with one of the two pairs of boundary components of  $S_j^+$  *does not* match the corresponding polarizations (or, in other words, is incompatible with any orientation of the horizontal foliations on  $S_{\Upsilon_i}$  and on  $S_j$ ). Hence, one of the chains  $\Upsilon_1$  is attached to the pair of edges of weight  $+1$ , while the other chain  $\Upsilon_2$  is attached to the pair of edges of weight  $-1$ . This is the third obstruction.

We know from section 8.4 that the boundary of the closure of  $S_{\Upsilon_i}$ ,  $i = 1, 2$ , has one of the forms presented in Figure 6.

Now with the three kinds of obstructions in mind we are able to consider case by case the possible identifications and possible chains of 2-valent vertices that may be glued to these valence 4 vertices.

In the case  $+4.1.a$  the pair of saddle connections of weight 1 is either a pair of segments sharing the same endpoints in  $S$ , or a pair of loops sharing the same basepoint in  $S$ , or the two saddle connections are identified in  $S$ . (In the latter case the chain  $\Upsilon_1$  degenerates to a single edge). Thus points  $P_1$  and  $P_3$  in  $+4.1.a$  are always identified when passing to the closure  $\tilde{S}_j \subset S$ . Since the resulting surface must be nondegenerate, we can check that the adjacent chain of 2-valent vertices are as given in the table.

Passing to the case  $+4.1.b$  and applying the same reasoning we see that in any pair  $P_1 \sim P_4, P_2 \sim P_3$ , or  $P_1 \sim P_2, P_3 \sim P_4$ , or  $P_1 \sim P_3, P_2 \sim P_4$ , one of the identifications automatically implies the complementary one.

Performing the latter pair of identifications,  $P_1 \sim P_3, P_2 \sim P_4$ , and keeping the resulting two points distinct, we are forced to use a chain of 2-valent vertices of the type II (see Lemma 8.3) to paste to the edges of the weight 1, or to identify these two edges directly. However, both operations are incompatible with the orientation of the surface. Thus, the identification  $P_1 \sim P_3$  and  $P_2 \sim P_4$  while  $P_1 \not\sim P_2$  never occurs in the case  $+4.1b$ .

Note that from the identifications  $P_1 \sim P_4, P_2 \sim P_3$ , if we interchange weights  $+1$  and  $-1$  and renumber vertices we arrive at  $P_1 \sim P_2, P_3 \sim P_4$ . We therefore do not include the former possibility in the table that follows.

Note that usually a choice of identification of the points  $P_i$  uniquely determines (up to a symmetry discussed in Convention 4) the types of adjacent chains of 2-valent vertices; see Lemma 8.3 and Remark 8.1. The only exception is the case 4.1b.1, where as adjacent chains of 2-valent vertices we can use a pair of chains of type III (case 4.1b.1a)

or a pair of chains of type I (case 4.1b.1b), where a direct gluing is considered as a particular case of the type I.

We present briefly similar arguments concerning the remaining types +4.2, +4.3, +4.4 of boundary structure of compactification of  $S_j$ . We use notations of Figure 8.

In +4.2a the identification  $P_1 \sim P_3$  and  $P_2 \sim P_4$  while  $P_1 \not\sim P_2$  is impossible since it is incompatible with the orientation of the surface.

If  $P_1 \not\sim P_2$  in +4.2a, it means that the pair of saddle connections on the top hole are segments, and not loops. Since these segments have weights of different signs, this implies that the remaining two saddle connections (to which they should be paired) are also segments, and hence  $P_3 \not\sim P_4$ . Similarly  $P_3 \not\sim P_4$  implies  $P_1 \not\sim P_2$ . A pair of segments might be either identified directly, or pasted to a chain of 2-valent vertices of type II. Both situations imply additional identifications  $P_1 \sim P_4$ ,  $P_2 \sim P_3$ , but  $P_1 \not\sim P_2$ .

The identification  $P_1 \sim P_2$  in +4.2a means that both saddle connections on the top are, actually, separatrix loops, which implies that the other pair is also a pair of separatrix loops, and hence  $P_3 \sim P_4$ . Similarly  $P_3 \sim P_4$  implies  $P_1 \sim P_2$ .

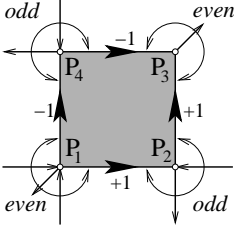
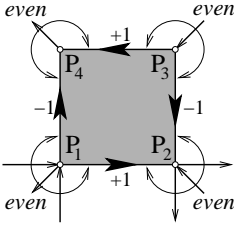
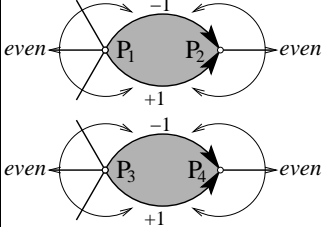
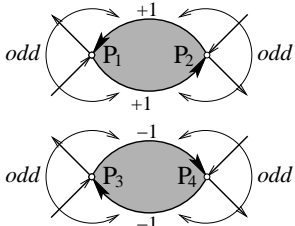
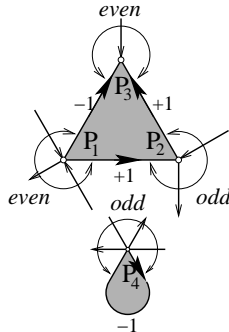
Passing to the next type +4.2b of the boundary structure of compactification of a surface represented by a 4-valent vertex we see that we paste one chain of 2-valent vertices to one hole, and the other chain of 2-valent vertices to the other hole. Thus, points  $P_1, P_2$  on the top hole cannot not be identified with points  $P_3, P_4$  on the bottom hole.

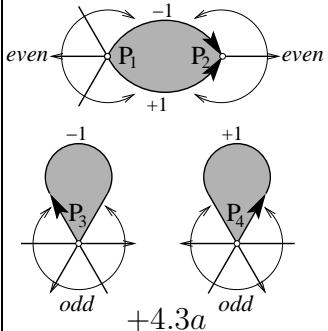
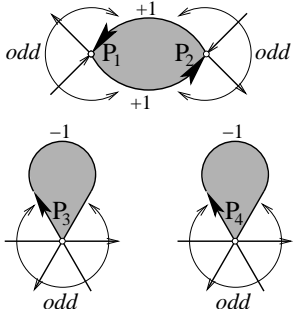
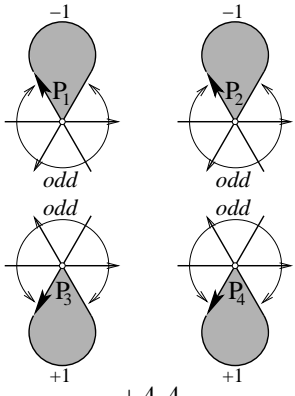
Observing the next type +4.2c of the boundary structure we see that the two saddle connections of weight 1 have a common endpoint  $P_2$ . This implies that this pair of saddle connections is either a pair of segments sharing the same endpoints in  $S$ , or a pair of loops sharing the same basepoint in  $S$ , or the two saddle connections are identified in  $S$ . In all these situations we have identification  $P_1 \sim P_3$ .

Considering the type +4.3a of the boundary structure we note that the saddle connections of weights 1 and  $-1$  are represented by separatrix loops (see the “simple” holes). Hence, the other two saddle connections of weights 1 and  $-1$  should be also represented by separatrix loops which means that points  $P_1$  and  $P_2$  are always identified in this case.

Passing to the next type +4.3b of the boundary structure we see, that we paste one chain of 2-valent vertices to the hole composed of two saddle connections of weight  $+1$  and the other chain of 2-valent vertices to the other two holes. Thus, points  $P_1, P_2$  on the top hole cannot not be identified with points  $P_3, P_4$  on the bottom holes.



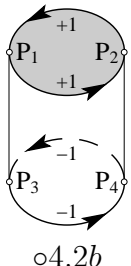
Boundary type of compactification	Coding index	Identification of boundary singularities	Adjacent chain of 2-valent vertices	
			weight 1	weight -1
 +4.1a	+4.1a.1	$P_1 \sim P_2 \sim P_3 \sim P_4$	III	III
	+4.1a.2	$P_1 \sim P_2 \sim P_3$	III	II or directly
	+4.1a.3	$P_1 \sim P_3$	II or directly	II or directly
 +4.1b	+4.1b.1a	$P_1 \sim P_2 \sim P_3 \sim P_4$	III	III
	+4.1b.1b	$P_1 \sim P_2 \sim P_3 \sim P_4$	I or directly	I or directly
	+4.1b.2	$P_1 \sim P_2$ $P_3 \sim P_4$	IV	II or directly
 +4.2a	+4.2a.1	$P_1 \sim P_2 \sim P_3 \sim P_4$	III	I or directly
	+4.2a.2a	$P_1 \sim P_4$ $P_2 \sim P_3$	II or directly	II or directly
	+4.2a.2b	$P_1 \sim P_2$ $P_3 \sim P_4$	IV	IV
 +4.2b	+4.2b.2	$P_1 \sim P_2$ $P_3 \sim P_4$	III	III
	+4.2b.3	$P_1 \sim P_2$	III	II or directly
	+4.2b.4		II or directly	II or directly
 +4.2c	+4.2c.1	$P_1 \sim P_2 \sim P_3 \sim P_4$	III	I or directly
	+4.2c.2a	$P_1 \sim P_2 \sim P_3$	III	IV
	+4.2c.2b	$P_1 \sim P_3 \sim P_4$	II or directly	I or directly
	+4.2c.3	$P_1 \sim P_3$	II or directly	IV

Boundary type of compactification	Coding index	Identification of boundary singularities	Adjacent chain of 2-valent vertices	
			weight 1	weight -1
 +4.3a	+4.3a.1	$P_1 \sim P_2 \sim P_3 \sim P_4$	<i>I</i> or directly	<i>I</i> or directly
	+4.3a.2	$P_1 \sim P_2 \sim P_3$	<i>I</i> or directly	<i>IV</i>
	+4.3a.3	$P_1 \sim P_2$	<i>IV</i>	<i>IV</i>
 +4.3b	+4.3b.2	$P_1 \sim P_2$ $P_3 \sim P_4$	<i>III</i>	<i>I</i> or directly
	+4.3b.3a	$P_1 \sim P_2$	<i>III</i>	<i>IV</i>
	+4.3b.3b	$P_3 \sim P_4$	<i>II</i> or directly	<i>I</i> or directly
	+4.3b.4		<i>II</i> or directly	<i>IV</i>
 +4.4	+4.4.2	$P_1 \sim P_2$ $P_3 \sim P_4$	<i>I</i> or directly	<i>I</i> or directly
	+4.4.3	$P_1 \sim P_2$	<i>I</i> or directly	<i>IV</i>
	+4.4.4		<i>IV</i>	<i>IV</i>

By a similar reason we cannot identify all four points in the remaining case +4.4.

Summarizing the above arguments we obtain the list of possible identifications, classifying the boundary structures of the closure  $\bar{S}_j \subset S$ .

**8.8. Valence 4 “o”-vertex.** The compactification of a cylinder representing a “o”-vertex of valence 4 has the following structure: we have a metric cylinder with a pair of marked points on each boundary component. The pairs of marked points are placed in such way that they divide each boundary component in two equal parts. Essentially the resulting type  $C4.2$  is a particular case of +4.2*b* with the cone angles at all boundary singularities equal to  $\pi$ .

Boundary type of compactification	Coding index	Identification of boundary singularities	Adjacent chain of 2-valent vertices	
			weight 1	weight -1
 o4.2 <i>b</i>	o4.2 <i>b</i> .2	$P_1 \sim P_2$ $P_3 \sim P_4$	<i>III</i>	<i>III</i>
	o4.2 <i>b</i> .3	$P_1 \sim P_2$	<i>III</i>	<i>II</i> or directly
	o4.2 <i>b</i> .4		<i>II</i> or directly	<i>II</i> or directly

We proceed with consideration of surfaces with nontrivial linear homology; they are represented by “-”-vertices of the graph  $\Gamma(S)$ .

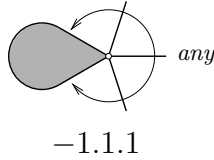


FIGURE 9. The boundary of a surface represented by a “-”-vertex of valence 1.

We can apply the same argument as in the previous section explaining why the singularities at distinct boundary components of the cylinder cannot be identified. Thus we get the following remaining cases (compare to +4.2*b*)

8.9. **Valence 1 “-”-vertex.** In this case the boundary of a flat surface  $S_j^-$  with nontrivial linear holonomy has a single hole formed by a single saddle connection. Thus the saddle connection is, actually, a closed singular geodesic. There is only one singularity at the boundary; the only restriction on the angle at this singularity is that it is at least  $2\pi$ . The cone angle  $\pi$  is not allowed since in that case the boundary singularity would be just a marked point on a regular closed geodesic and the surface would decompose into a cylinder and some other surface, contradicting that the decomposition was assumed to be maximal. For the surfaces of this kind there is no difference between the compactification and the closure of  $S_j$ . We have a single type -1.1 in this case, see Figure 9.

8.10. **Valence 2 “-”-vertex.** This case is similar to the case of the valence 2 “+”-vertex though now the surface  $S_j^-$  has nontrivial linear holonomy. The boundary of the compactification of  $S_j^-$  either has a single hole formed by two saddle connections (case -2.1), or has two distinct holes, where each hole is formed by a single closed saddle connection (singular closed geodesic) (case -2.2), see Figure 10. In both cases both saddle connections have weights 1, see Lemma 8.2 and Figure 2.

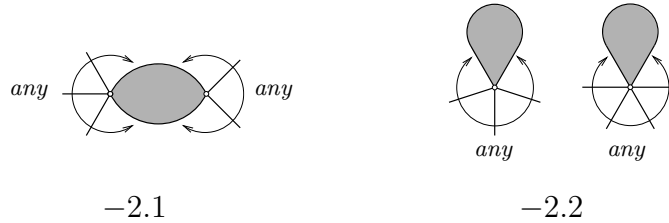


FIGURE 10. Possible structures of the boundary of the compactification of a surface represented by a “-”-vertex of valence 2.

The cone angles at both singularities in both cases -2.1 and -2.2 are arbitrary positive integer multiples of  $\pi$  with the only restriction that at least one of them is greater than  $\pi$  in the -2.1 case and both cone angles are greater than  $\pi$  in the -2.2 case. In both cases, -2.1 and -2.2 the two boundary singularities might stay distinct or might be identified by passing to a closure of  $S_j^+$ . Thus we again get four types of surfaces, -2.1.1, -2.1.2, -2.2.1, -2.2.2. They can be represented by slightly modified pictures of the corresponding “+”-cases; see Figure 6, where we have to forget the orientation of the horizontal foliation and the signs of the weights.

## Part 2. Constructing elementary surfaces. Principal boundary of the moduli spaces of quadratic differentials

Given a collection  $\gamma = \{\gamma_1, \dots, \gamma_n\}$  of *homologous* saddle connections  $\gamma_i$  on a flat surface  $S$ , we cut  $S$  along the saddle connections to decompose it into several surfaces with boundary  $\sqcup S_i = S \setminus \gamma$ . In section 6 we proved that the graph  $\Gamma(S, \gamma)$  coding the adjacency of connected components  $S_i$  of this decomposition belongs to the list presented at Figure 2. In section 8 we described properties of the boundaries of corresponding surfaces  $S_i$ . We start this part with section 9 where we present some necessary conditions on the orders of inner singularities and on the orders of boundary singularities of such surfaces  $S_i$ .

**Convention 5.** In this part we shall consider only the *maximal* decompositions of surfaces  $S$  assuming that we have cut along *all*  $\hat{\text{homologous}}$  saddle connections  $\gamma_1, \dots, \gamma_n$ . In other words, we shall always assume that surfaces with boundary under consideration do not have any interior saddle connections homologous to the boundary components. Moreover, in this part we will assume in addition that the configuration of saddle connections is in a generic position, i.e. that there are no saddle connections nonhomologous to  $\gamma_1, \dots, \gamma_n$  but parallel to them. We shall show that all “virtual” configurations described in Part 1 are realizable even under this additional assumption.

Recall that we use the notion “*configuration*” to identify all geometric data concerning a decomposition. A configuration  $\mathcal{C}$  determines the corresponding graph; the boundary type of every surface  $S_i$ ; the orders of singularities of every surface  $S_i$  and the way the boundary components of different  $S_i$  are identified to produce the resulting surface  $S$ . Thus, sections 6, 8 and 9 give necessary conditions for configurations, giving a finite list of “virtual” configurations for every stratum  $\mathcal{Q}(\alpha)$ .

In this part we prove that all “virtual” configurations, in fact, do exist. In sections 10 and 11 we consider one by one all surfaces with boundary listed in Figures 5–10. For a surface  $S_i$  of every type we take a closed surface  $S'_i$  in an appropriate stratum  $\mathcal{Q}(\alpha'_i)$ , if  $S_i$  has nontrivial linear holonomy or in  $\mathcal{H}(\alpha'_i)$ , if  $S_i$  has trivial linear holonomy. Applying to  $S'_i$  an appropriate surgery we obtain a surface  $S_i$  of desired type. The (usually disconnected) surfaces  $S' = \sqcup S'_i \in \mathcal{Q}(\alpha')$ , where  $\alpha' = \sqcup \alpha'_i$ , form the *principal boundary* corresponding to a configuration  $\mathcal{C}$ .

We distinguish two kinds of surgeries. The surgeries of the first type are purely local: they do not change the flat metric on  $S'_i$  outside a

small neighborhood of one or two points on  $S'_i$ . These surgeries are described in section 10. The surgeries of the second type are nonlocal; they are considered in section 11.

In section 11.9 we use all these results to conclude the proof of Proposition 6.2.

## 9. RESTRICTIONS ON SINGULARITY DATA

It is well-known that the sum of the orders  $m_i$  of zeroes of a quadratic differential on a Riemann surface satisfies the relation  $\sum m_i = 4g - 4$ . In this section we prove a similar relation for surfaces with boundary considered in section 8. In the end of this section we recall the result of H. Masur and J. Smillie [MS] that there are four exceptional *empty* strata of quadratic differentials.

**9.1. Gauss—Bonnet formula for flat surfaces.** Consider a connected half-translation surface  $S_0$  with boundary. We do not exclude the case when  $S_0$  has trivial linear holonomy, nor the case when its boundary is empty. Suppose that each boundary component of  $S_0$  is formed by a collection of geodesic segments; suppose that all segments from any boundary component are parallel to some fixed direction  $\vec{v}$ . We assume that the natural *compactification* of  $S_0 - \partial S_0$  coincides with  $S_0$ . In other words we assume that every boundary component is formed by a single topological circle and not by a bouquet of several circles.

We recall that the corresponding quadratic differential has an interior zero of order  $m_i$  at a cone singularity with a cone angle  $\pi(m_i + 2)$ . In particular, when the cone angle is  $\pi$ , the “zero” is actually a simple pole and the order  $m_i$  of such a “zero” equals  $-1$ . We recall that we defined the order of a boundary singularity with cone angle  $\pi(k_j + 1)$  to be  $k_j$ ; see Definition 2.

**Gauss—Bonnet Formula.** *The sum of the orders of singularities of a connected flat surface of genus  $g$  with boundary satisfying the above assumptions equals  $4g - 4 + 2s$ , where  $s$  is the number of boundary components.*

$$(8) \quad \sum_{\substack{\text{interior} \\ \text{singularities}}} m_i + \sum_{\substack{\text{boundary} \\ \text{singularities}}} k_j = 4g - 4 + 2s$$

*Proof.* Consider one more copy of the surface  $S'_0$ ; change the orientation of this new copy. We can naturally identify these two copies along the common boundary. It follows from our assumptions on  $S_0$  that the resulting surface  $S$  is a nonsingular oriented closed half-translation

(possibly translation) surface. Each interior singularity of  $S_0$  of order  $m_i$  produces two distinct singularities of  $S$  of order  $m_i$ . Each boundary singularity of  $S_0$  of order  $k_j$  gives rise to an interior singularity of  $S$  of order  $2k_j$ . The surface  $S$  has genus  $\hat{g} = 2g + s - 1$ . Now recall that for any quadratic differential on a closed Riemann surface  $S$  of genus  $\hat{g}$  the sum of orders of singularities equals  $4\hat{g} - 4$ . Thus we obtain the following relation:

$$2 \sum_{\substack{\text{interior} \\ \text{singularities} \\ \text{of } S_0}} m_i + \sum_{\substack{\text{boundary} \\ \text{singularities} \\ \text{of } S_0}} 2k_j = 4\hat{g} - 4 = 4(2g + s - 1) - 4$$

This gives the desired relation.  $\square$

**9.2. Empty strata of quadratic differentials.** Consider a (possibly empty) collection of positive integers  $m_1, \dots, m_n$ .

**Theorem.** *The singularity data  $m_1, \dots, m_n$ , where  $m_i > 0$ , for  $i = 1, \dots, n$ , and  $n \geq 0$  can be realized as a collection of degrees of zeroes of an Abelian differential on a closed Riemann surface if and only if*

$$(9) \quad \sum_{i=1}^n m_i = 2g - 2.$$

A proof can be found in [MS2].

*Remark 9.1.* Note that a zero of degree  $m$  of an Abelian differential  $\omega$  corresponds to the zero of order  $2m$  of the corresponding quadratic differential  $\omega^2$ .

Consider now a (possibly empty) collection of integers  $m_1, \dots, m_n$ , where each integer  $m_i, i = 1, \dots, n$  belongs to the set  $\{-1, 1, 2, 3, \dots\}$ . The Gauss—Bonnet formula gives an obvious necessary condition for this data to represent a collection of orders of singularities of a *quadratic* differential on a closed Riemann surface. However, contrary to the situation with *Abelian* differentials, there are several exceptional strata of quadratic differentials which are empty

**Theorem** (Masur—Smillie). *A collection  $m_1, \dots, m_n$  of integer numbers, where  $m_i \in \{-1, 1, 2, 3, \dots\}$ , for  $i = 1, \dots, n$ , and  $n \geq 0$ , can be realized as a collection of orders of singularities of a closed orientable half-translation surface with nontrivial linear holonomy if and only if it satisfies the Gauss-Bonnet formula*

$$\sum_{i=1}^n m_i = 4g - 4, \text{ where } g \geq 0.$$

and is not one of the following four exceptional collections:

$$(10) \quad \emptyset, \quad \{1, -1\}, \quad \{3, 1\}, \quad \{4\}$$

The Theorem is proved in [MS2].

## 10. LOCAL CONSTRUCTIONS

In this section we describe several surgeries which we apply to auxiliary closed flat surfaces to obtain surfaces with boundary.

**Convention 6.** We do allow the auxiliary flat surfaces to which we apply the surgeries to have marked points under the condition that after the surgery the initial marked point belongs to the boundary. We will use the notion “zero” or “singularity” no matter the cone angle of the corresponding point, that is no matter whether the corresponding point is actually a zero, a marked point or a simple pole of the corresponding quadratic differential. We say that a conical point in the interior of the surface having cone angle  $\pi(m + 2)$  has a singularity of *order*  $m$ , and that a boundary singularity with a cone angle  $\pi(k_j + 1)$  has *order*  $k_j$ . Throughout this part we reserve the word “degree” for the zeroes of *Abelian* differentials, and the word “order” for the zeroes of *quadratic* differentials. In particular a zero of *degree*  $l$  of an Abelian differential has cone angle  $\pi(2l + 2)$  in the corresponding flat metric, while a zero of *order*  $m$  of a quadratic differential has cone angle  $\pi(m + 2)$  in the corresponding flat metric.

**10.1. Constructing surfaces of the type “+2.1”.** Families of surfaces  $S_0$  with boundary of the type “+2.1” are parameterized by a collection  $\{2m_1, \dots, 2m_n\}$  of orders of interior singularities and by orders  $\{2m' + 1, 2m'' + 1\}$  of a pair of boundary singularities. The orders of all interior singularities are even, since by assumption the surface  $S_0$  has trivial linear holonomy. The fact that both boundary singularities always have odd order was proved in section 8.2. By the Gauss—Bonnet formula we have

$$\sum_{i=1}^n 2m_i + (2m' + 1) + (2m'' + 1) = (4g - 4) + 2 \cdot 1$$

or, after a simplification

$$(11) \quad \sum_{i=1}^n m_i + (m' + m'') = 2g - 2.$$

Here  $m_i \geq 1$ ,  $i = 1, \dots, n$ , where  $n \geq 0$ , and  $m', m'' \geq 0$ .



**Lemma 10.1.** *Any collection of data  $m_1, \dots, m_n, m', m''$  satisfying condition (11) is realizable by a flat surface with boundary of the type “+2.1”.*

*Proof.* Consider a flat surface  $S'$  having trivial holonomy such that the corresponding Abelian differential has zeroes of degrees  $m_1, \dots, m_n, m' + m''$ . By [MS2], relation (11) implies that such singularity data is realizable by an Abelian differential; see section 9.2. We may choose  $S'$  in such way that it does not have saddle connections shorter than  $3\varepsilon$ , where  $\varepsilon > 0$  is some small number. Consider a zero  $P$  of degree  $m = m' + m''$  of the corresponding Abelian differential, where by assumption  $m', m'' \geq 0$ . Choose a vector  $\vec{v} \in \mathbb{R}^2$  of length  $2\delta < \varepsilon$ . Following [EMZ] we may *break up* the zero  $P$  of degree  $m$  into a pair of zeroes of degrees  $m'$  and  $m''$  joined by a single saddle connection with affine holonomy  $\vec{v}$ . Cutting along the saddle connection we obtain a surface with boundary of the type “+2.1”. By construction it has the desired singularity data.

We present in detail the surgery for breaking up a zero; we will not repeat all these details for similar surgeries below.

Consider a metric disk of a small radius  $\varepsilon$  centered at the point  $P$ , i.e. the set of points  $Q$  of the surface  $S'$  such that the distance in the flat metric from  $Q$  to the point  $P$  is less than or equal to  $\varepsilon$ . By our assumptions on the choice of the flat surface  $S'$  such  $\varepsilon$ -disk does not contain any other conical points of the metric and, moreover, it is homeomorphic to a topological disk. Then, metrically the topological disk has a structure of a ramified  $(m + 1)$ -fold cover over a standard metric disk; the ramification point is located at the origin. We shall call our set a *multidisk*. Now cut the chosen multidisk out of the surface. We shall modify the flat metric inside it preserving the metric on the boundary of the multidisk, and then we shall paste the modified multidisk back into the surface.

The multidisk can be glued from  $2(m + 1)$  copies of standard metric half-disks of radius  $\varepsilon$ ; see the picture at the top of Figure 11. Choose some small  $\delta$ , where  $0 < 2\delta < \varepsilon$  and change the way of gluing the half-disks as indicated on the bottom picture of Figure 11. As patterns we still use the standard metric half-disks, but we move the marked points on their diameters slightly. We use two special half-disks: they have two marked points on the diameter at distance  $\delta$  from the center of the half-disk. Each of the remaining  $2m$  half-disks has a single marked point at distance  $\delta$  from the center of the half-disk. We alternate the half-disks with the marked point moving to the right and to the left of the center. The picture shows that all the lengths along identifications match; gluing the half-disks in this latter way we obtain a topological

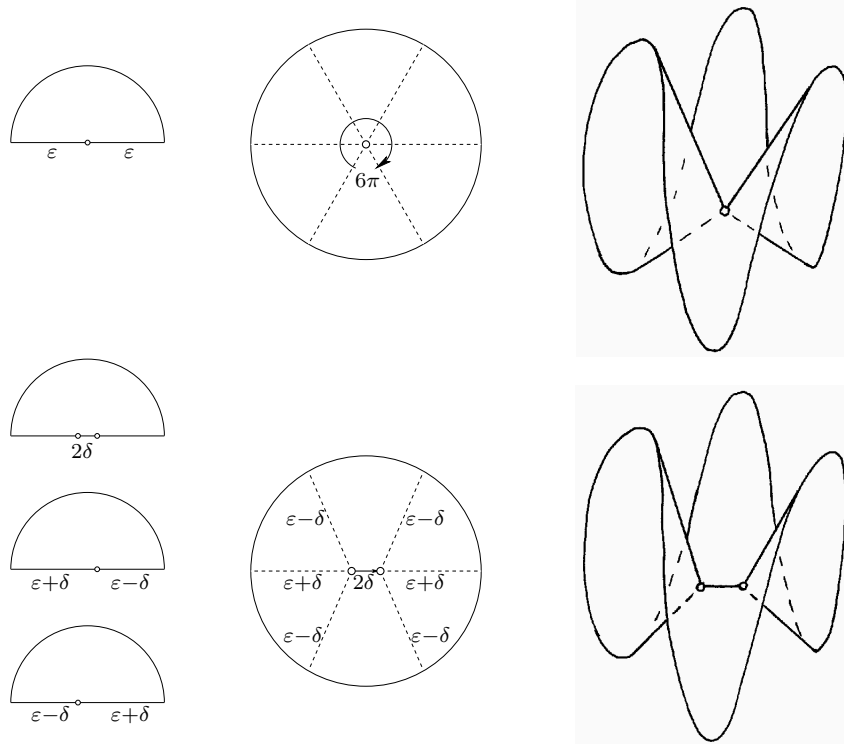


FIGURE 11. Breaking up a zero into two zeroes (after [EMZ]).

disk with a flat metric; now the flat metric has two cone-type singularities with cone angles  $2\pi(m' + 1)$  and  $2\pi(m'' + 1)$ , where  $m' + m'' = m$ , and  $m', m'' \in \mathbb{Z}_+$ . Here  $2m'$  and  $2m''$  are the numbers of half-disks with one marked point glued in between the distinguished pair of half-disks with two marked points.

In the trivial case, when  $m''$  is equal to zero we do not change the metric at all; we just mark a point  $P''$  at the distance  $2\delta$  from the point  $P = P'$ .

Note that a small annular neighborhood of the boundary of the initial multidisk is isometric to the corresponding annular neighborhood of the boundary of the resulting object. Thus we can paste the modified multidisk back into the surface. Pasting it back we can turn it by any angle  $\varphi$ , where  $0 \leq \varphi < 2\pi(m + 1)$ .

We just described how to break up a zero  $P$  of degree  $m$  of an Abelian differential into two zeroes of degrees  $m', m''$ , where  $m', m''$  are arbitrary nonnegative integers such that  $m' + m'' = m$ . The construction is local: we do not change the flat metric outside of  $\varepsilon$ -neighborhood of the zero  $P$ . It is parameterized by the two real parameters (actually, by one

complex parameter): by the distance  $2\delta$  between the newborn zeroes, and by the direction  $\varphi$  of the short geodesic segment joining the two newborn zeroes.  $\square$

**10.2. Constructing surfaces of the types “+3.1” and “+4.1a”.** First note that the boundary type “+3.1” can be considered as a particular case of the boundary type “+4.1a”. To see this consider a particular case of the boundary type “+4.1a” when the boundary singularity  $P_4$  has order 0. Then  $P_4$  is, actually, a “fake” singularity, i.e. just a marked point. “Forgetting” the marking we obtain a surface with the boundary type “+3.1”. The construction is obviously invertible: putting a marking in the middle of the boundary segment of the weight  $-2$  we obtain a surface of the boundary type “+4.1a” from a surface of the boundary type “+3.1”.

Families of surfaces  $S_0$  with boundary of the type “+4.1a” are parameterized by a collection  $\{2m_1, \dots, 2m_n\}$  of orders of interior singularities and by orders  $\{2a_1 + 1, 2a_2, 2a_3 + 1, 2a_4\}$  of four boundary singularities. The orders of all interior singularities are even since by assumption the surface  $S_0$  has trivial linear holonomy. The parities of the orders of the boundary singularities were discussed in section 8.7. From Gauss—Bonnet formula we obtain the following relation:

$$(12) \quad \sum_{i=1}^n m_i + a_1 + a_3 + (a_2 + a_4) = 2g - 2.$$

Here  $m_i \geq 1$ ,  $i = 1, \dots, n$ , where  $n \geq 0$ , and  $a_j \geq 0$ , for  $j = 1, \dots, 4$ .

**Lemma 10.2.** *Any collection of data  $m_1, \dots, m_n, a_1, \dots, a_4$  satisfying relation (12) is realizable by a flat surface with boundary of the type “+4.1a”.*

*Proof.* We choose a closed flat surface  $S'$  with trivial linear holonomy such that the corresponding Abelian differential has zeroes of degrees  $m_1, \dots, m_n, (a_1 + a_2 + a_3 + a_4)$ . As before we assume that  $S'$  does not have saddle connections shorter than  $3\varepsilon$ , where  $\varepsilon > 0$  is a small parameter. This time we split the distinguished zero  $P$  of degree  $a_1 + a_2 + a_3 + a_4$  into three zeroes  $P_1, P, P_3$  such that the zero  $P_1$  of degree  $a_1$  is joined to the zero  $P$  of degree  $a_2 + a_4$  by a saddle connection with a holonomy vector  $\vec{v}$  and the zero  $P$  of degree  $a_2 + a_4$  is joined to the zero  $P_3$  of degree  $a_3$  by a saddle connection with the same holonomy vector  $\vec{v}$ . Here we assume as before that  $|\vec{v}| = \delta < \varepsilon$ . We then cut along both saddle connections and detach the zero  $P$  into two boundary singularities  $P_2, P_4$  of orders  $2a_2$  and  $2a_4$  correspondingly.

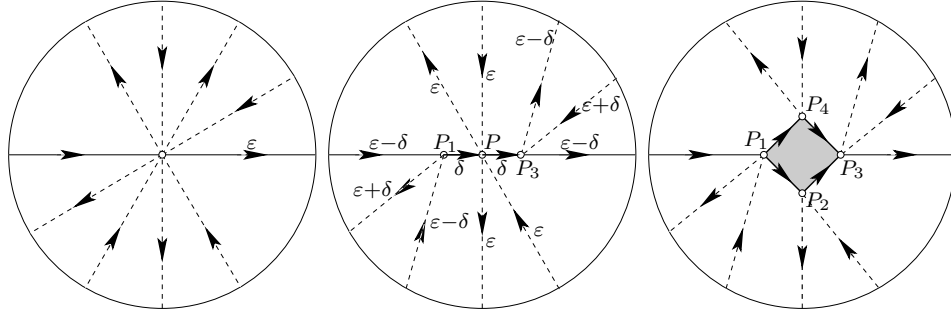


FIGURE 12. Breaking up a zero into three ones and performing a surgery we get a surface of the type “+4.1a”

The splitting is presented at Figure 12. The two solid separatrix rays are always present; the number of pairs of dashed separatrix rays depends on the values of  $a_i$ . In particular, some of the pairs of dashed separatrix rays, or even all of them, might be missing.  $\square$

**10.3. Constructing surfaces of the type “+4.1b”.** Families of surfaces  $S_0$  with boundary of the type “+4.1b” are parameterized by a collection  $\{2m_1, \dots, 2m_n\}$  of orders of interior singularities and by orders  $\{2a_1 + 1, 2a_2 + 1, 2a_3 + 1, 2a_4 + 1\}$  of four boundary singularities. The orders of all interior singularities are even since by assumption the surface  $S_0$  has trivial linear holonomy. The fact that the orders of all boundary singularities are always odd was proved in section 8.7. From the Gauss—Bonnet formula we obtain the following relation:

$$(13) \quad \sum_{i=1}^n m_i + a_1 + a_3 + (a_2 + a_4 + 1) = 2g - 2.$$

Here  $m_i \geq 1$ ,  $i = 1, \dots, n$ , where  $n \geq 0$ , and  $a_j \geq 0$ , for  $j = 1, \dots, 4$ .

**Lemma 10.3.** *Any collection of data  $m_1, \dots, m_n, a_1, \dots, a_4$  satisfying relation (13) is realizable by a flat surface with boundary of the type “+4.1b”.*

*Proof.* This case is quite similar to the previous one. We choose a closed flat surface  $S'$  with trivial linear holonomy such that the corresponding Abelian differential has zeroes of degrees  $m_1, \dots, m_n, (a_1 + a_2 + a_3 + a_4 + 1)$ . We split the distinguished zero  $P$  of degree  $a_1 + a_2 + a_3 + a_4 + 1$  into three zeroes  $P_1, P, P_3$  such that the zero  $P_1$  of degree  $a_1$  is joined to the zero  $P$  of degree  $a_2 + a_4 + 1$  by a saddle connection with a holonomy vector  $\vec{v}$  and the zero  $P_3$  of degree  $a_3$  is also joined to  $P$  by a saddle connection with the same holonomy vector  $\vec{v}$ . Note that the newborn saddle connections are oriented differently than in the

previous case. We then cut along both saddle connections and detach the zero  $P$  into two boundary singularities  $P_2, P_4$  of orders  $2a_2 + 1$  and  $2a_4 + 1$  correspondingly.

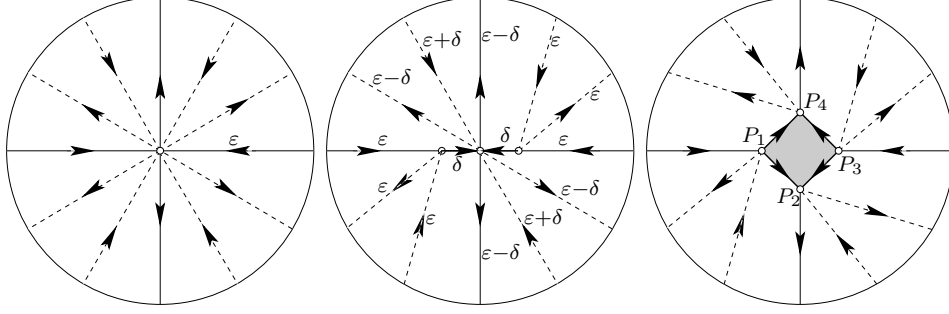


FIGURE 13. Breaking up a zero into three ones and performing a surgery we get a surface of the type “+4.1b”

The splitting is presented at Figure 13. Now the four solid separatrix rays are always present. Similar to the previous case, the number of pairs of dashed separatrix rays depends on the values of  $a_i$ . In particular, some of the pairs of dashed separatrix rays, or even all of them, might be missing.  $\square$

**10.4. Constructing surfaces of the type “+4.2a”.** Families of surfaces  $S_0$  with boundary of the type “+4.2a” are parameterized by a collection  $\{2m_1, \dots, 2m_n\}$  of orders of interior singularities and by orders  $\{2a' + 1, 2a'' + 1\}$ ,  $\{2b' + 1, 2b'' + 1\}$  of two pairs of boundary singularities. The orders of all interior singularities are even since by assumption a surface  $S_0$  has trivial linear holonomy. The fact that the orders of all boundary singularities are always odd was proved in section 8.7. From Gauss—Bonnet formula we obtain the following relation

$$\sum_{i=1}^n m_i + (a' + a'') + (b' + b'') = 2g - 2.$$

Here  $m_i \geq 1$ ,  $i = 1, \dots, n$ , where  $n \geq 0$ , and  $a', a'', b', b'' \geq 0$ .

**Lemma 10.4.** *Any collection of data  $m_1, \dots, m_n, a', a'', b', b''$  satisfying the relations above is realizable by a flat surface with boundary of the type “+4.2a”.*

*Proof.* We choose a closed flat surface  $S'$  with trivial linear holonomy such that the corresponding Abelian differential has zeroes of degrees  $m_1, \dots, m_n, a' + a'', b' + b''$ . As in the above case we break each of the distinguished zeroes into a pair of zeroes of degrees  $a', a''$  and  $b', b''$  correspondingly. By construction each of the two corresponding pairs

of zeroes is joined by a saddle connection with a holonomy vector  $\vec{v}$ . We then cut open the surface along the saddle connections. This gives the desired surface  $S_0$  with boundary of the type “+4.2a”.  $\square$

**10.5. Constructing surfaces of the type “−2.1”.** Families of surfaces  $S_0$  with boundary of the type “−2.1” are parameterized by a collection  $\{m_1, \dots, m_n\}$  of orders of interior singularities and by orders  $\{m', m''\}$  of a pair of boundary singularities.

The boundary singularities  $m', m''$  cannot simultaneously have order zero: otherwise they represent a pair of marked points, and hence the boundary bounds a metric cylinder which implies that  $S_0$  is not primitive since there are interior saddle connections homologous to boundary components.

Thus, we may assume that  $m' \geq 1$ . Since the surface  $S_0$  has non-trivial linear holonomy there are no more restrictions on the parities of the orders of singularities except the Gauss—Bonnet formula

$$(14) \quad \sum_{i=1}^n m_i + (m' + m'') = 4g - 2.$$

Here  $m_i \in \{-1, 1, 2, \dots\}$  for  $i = 1, \dots, n$ , where  $n \geq 0$ , and  $m' \geq 1$ ,  $m'' \geq 0$ .

Another restriction arises from the fact that the four strata of quadratic differentials presented by the list (10) are empty; see section 9.2. This gives rise to the larger list of data  $\{m_1, \dots, m_n\}, \{m', m''\}$  which are not realizable by a surface with boundary of the type “−2.1”.

We present the list of these exceptional collections in the Table 1 below. We prove that these exceptional collections are not realizable in section 11.8 (see Lemma 11.5).

The collection of numbers in the right column of Table 1 is obtained from forming  $\{m_1, \dots, m_n, m' + m'' - 2\}$  out of  $\{m_1, \dots, m_n\}, \{m', m''\}$  in the left column and erasing the entry “0” if it is formed. This collection of numbers represents the stratum to which would belong a virtual surface  $S'$  obtained from  $S_0$  by identification of boundary components followed by coalescing the distinguished zeroes of degrees  $m' - 1, m'' - 1$  into one zero of degree  $m' + m'' - 2$ ; see the proof of Lemmas 11.5 for details.

**Lemma 10.5.** *Any collection of data  $\{m_1, \dots, m_n\}, \{m', m''\}$  satisfying (14) and different from the list presented in table 1 is realizable by a flat surface with boundary of the type “−2.1”.*

TABLE 1. Exceptional collections of parameters which are not realizable for the surfaces of the type “-2.1”.

Parameters $\{m_1, \dots, m_n\}, \{m', m''\}$	Principal boundary
$\emptyset, \{2, 0\} \quad \emptyset, \{1, 1\}$	$\emptyset$
$\{1, -1\}, \{2, 0\} \quad \{1, -1\}, \{1, 1\} \quad \{1\}, \{1, 0\}$ $\{-1\}, \{3, 0\} \quad \{-1\}, \{2, 1\}$	$\{1, -1\}$
$\{3, 1\}, \{2, 0\} \quad \{3, 1\}, \{1, 1\} \quad \{3\}, \{3, 0\} \quad \{3\}, \{2, 1\}$ $\{1\}, \{5, 0\} \quad \{1\}, \{4, 1\} \quad \{1\}, \{3, 2\}$	$\{3, 1\}$
$\{4\}, \{2, 0\} \quad \{4\}, \{1, 1\}$ $\emptyset, \{6, 0\} \quad \emptyset, \{5, 1\}$ $\emptyset, \{4, 2\} \quad \emptyset, \{3, 3\}$	$\{4\}$

In this section we shall prove the Lemma above under an additional assumption that  $m', m''$  are not simultaneously even. The case when both  $m', m''$  are even will be treated in section 11.7.

*Proof.* Consider a flat surface  $S'$  having nontrivial linear holonomy such that the corresponding quadratic differential has zeroes of orders  $m_1, \dots, m_n, m' + m'' - 2$ . By our assumptions such singularity data is realizable; in particular, since  $m' \geq 1$  and  $m'' \geq 0$  we get  $m = m' + m'' - 2 \geq -1$ . As usual, we may choose  $S'$  in such way that it does not have saddle connections shorter than  $3\varepsilon$ , where  $\varepsilon > 0$  is some small number. Consider the distinguished zero  $P$  of the corresponding quadratic differential of order  $m$ . When both  $m', m''$  are odd we can break up the zero  $P$  of order  $m$  into a pair of zeroes of orders  $m' - 1$  and  $m'' - 1$  exactly in the same way as in section 10.1, see also Figure 11. When one of  $m', m''$  is odd and another one is even we can break up the zero  $P$  of order  $m$  into a pair of zeroes of orders  $m' - 1$  and  $m'' - 1$  by a similar construction, see Figure 14. Cutting along the saddle connection we obtain a surface with boundary of the type “-2.1”. By construction it has the desired singularity data.  $\square$

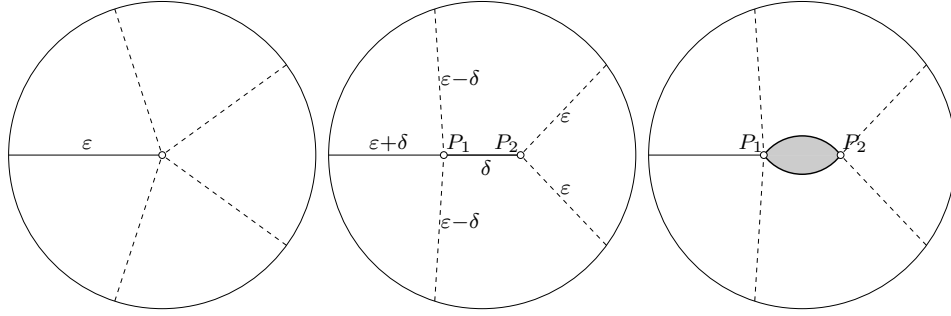


FIGURE 14. Breaking up a zero of odd order into two ones and splitting the saddle connection we get a surface of the type “-2.1”

## 11. NONLOCAL CONSTRUCTIONS

In this section we shall actively use the *polarization* of a flat surface  $S$ : we recall that a direction  $\pm v \in \mathbb{R}^2$  determines a corresponding line field on the flat surface and a foliation in direction  $v$ . The foliation is orientable if and only if  $S$  has trivial linear holonomy. Such an auxiliary direction  $v$  is an element of all our constructions. We are creating surfaces with boundary from closed flat surfaces; the direction  $v$  is the direction of (parallel) geodesic segments which form the boundary components.

An interior singularity  $P$  of order  $m$  has  $m + 2$  adjacent separatrix rays (or just separatrices) of the foliation in direction  $v$ . They divide a disk of small radius  $\varepsilon$  centered at  $P$  (or, more precisely, a “multidisk”, see section 10.1) into  $m + 2$  sectors with cone angle  $\pi$  (see the top part of Figure 11 which represents a singularity of order 4). When  $P$  is a regular point (a marked point) we still have two such adjacent sectors, each having cone angle  $\pi$ . When  $P$  is a simple pole, we have a single separatrix adjacent to  $P$ ; cutting an  $\varepsilon$ -neighborhood of  $P$  by this separatrix we get a single sector. When we speak about “sectors” adjacent to a singularity we always mean the sectors bounded by a pair of neighboring separatrices of the foliation in direction  $v$ .

When a flat surface has trivial linear holonomy, the foliation parallel to  $v$  is oriented by the choice of direction  $\vec{v}$ . The separatrix rays adjacent to any point  $P$  inherit the natural orientation: incoming and outgoing rays alternate with respect to the natural cyclic order on the collection of rays adjacent to  $P$ . The sectors adjacent to any singularity  $P$  are also naturally divided into two classes: the ones which are located to the right of the corresponding oriented separatrix rays and



the ones which are located to the left. We shall refer to them as to the “right” and to the “left” sectors correspondingly.

In all nonlocal constructions we shall use a surgery along a smooth path without self-intersections joining a pair of singularities of a compact flat surface (sometimes joining a singularity to itself). This path  $\rho$  (two paths in some constructions) will be always chosen to be transverse to the direction  $v$  (and hence, transverse to the foliation in direction  $v$ ); in particular,  $\rho$  never passes through singularities. We shall often call such path a “transversal”. The Theorem below gives us a key instrument for all nonlocal constructions in this section:

**Theorem** (Hubbard—Masur). *Consider a flat surface  $S$  with nontrivial linear holonomy, a pair of points  $P_1, P_2$  on  $S$ , direction  $\pm v \in \mathbb{R}^2$  and a pair of sectors  $\Sigma_i$  adjacent to the corresponding points  $P_i$ ,  $i = 1, 2$ . For any such data there exist a transversal  $\rho$  with the endpoints at  $P_1$  and  $P_2$  which leaves  $P_1$  in  $\Sigma_1$  and arrives at  $P_2$  in  $\Sigma_2$ . The case when  $P_1$  and  $P_2$  coincide, or even when  $\Sigma_1$  and  $\Sigma_2$  coincide is not excluded.*

*If  $S$  has trivial linear holonomy the statement above is valid under additional assumption that one of the sectors is a “right” sector, and the other one is a “left” sector.*

The proof can be found in [HM].

**11.1. “Parallelogram construction”.** Consider a transversal  $\rho$  as in the Theorem above. In the construction below, we assume that if  $S$  has trivial linear holonomy, then  $P_1 \neq P_2$ . If  $S$  has nontrivial linear holonomy, then we allow  $P_1 = P_2$  unless  $P_1$  is a singularity of order  $-1$ . If  $P_1 = P_2$  we allow  $\Sigma_1 = \Sigma_2$ .

Fix the orientation of  $\rho$  from  $P_1$  to  $P_2$ . By convention the paths  $\rho$  is smooth, in particular, it has well-defined tangent directions  $\vec{u}_1 = \dot{\rho}|_{P_1}$  and  $\vec{u}_2 = \dot{\rho}|_{P_2}$  at the endpoints of the transversal.

If the surface  $S$  has trivial linear holonomy we assume that the frame  $\{\vec{u}_i, \vec{v}\}$  represents the canonical orientation of the surface. (If not we interchange the indexing of the points  $P_1, P_2$ , which changes the orientation of  $\rho$ , which in turn changes the directions  $\vec{u}_i$  to the opposite ones and thus assures the desired assumption.)

For some interior point  $P \in \rho$  let  $\vec{u} = \dot{\rho}|_P$  be the vector tangent to  $\rho$ . Chose a tangent vector  $\vec{v}$  at  $P$  parallel to  $v$  such that the frame  $\vec{u}, \vec{v}$  represents the canonical orientation of the surface. Perform a parallel transport of  $\vec{v}$  along  $\rho$  to all points of  $\rho$ .

For a sufficiently small  $\varepsilon > 0$  and any  $s \leq \varepsilon$  we can construct a *parallel shift*  $\rho_s$  of  $\rho$  in direction  $\vec{v}$  at the distance  $s$ . Suppose that  $\Sigma_1, \Sigma_2$  do not coincide nor are adjacent. Then for a sufficiently small

$\varepsilon$  and for any  $0 \leq s_1 < s_2 \leq \varepsilon$  the corresponding shifts  $\rho_{s_1}$  and  $\rho_{s_2}$  do not intersect and do not have self-intersections.

If  $\Sigma_1$  and  $\Sigma_2$  coincide or are adjacent, then upon an appropriate choice of orientation of  $\rho$  the same properties as described in the paragraph above hold.

Let  $\gamma_i$  be a segment of the separatrix ray in direction  $\vec{v}$  at  $P_i$  of length  $\varepsilon$ . Even when  $P_1 = P_2$  (in particular, when  $\Sigma_1 = \Sigma_2$ ) the segments  $\gamma_1 \neq \gamma_2$  are well-defined. Consider the domain  $\Omega$  bounded by  $\rho, \rho', \gamma_1, \gamma_2$ . By assumption, the interior of  $\Omega$  is homeomorphic to an open disk. Actually,  $\Omega$  can be considered as a “curvilinear parallelogram” since  $\rho'$  is a result of the parallel transport of  $\rho$ , and  $\gamma_2$  is the result of the parallel transport of  $\gamma_1$  (see Figure 15).

Now remove  $\Omega$  from  $S$  and identify  $\rho$  and  $\rho'$  by a parallel translation; see Figure 15. As a result of this surgery we get a surface with two boundary components each with a single singular point. We refer to this surgery as to the *parallelogram construction*.

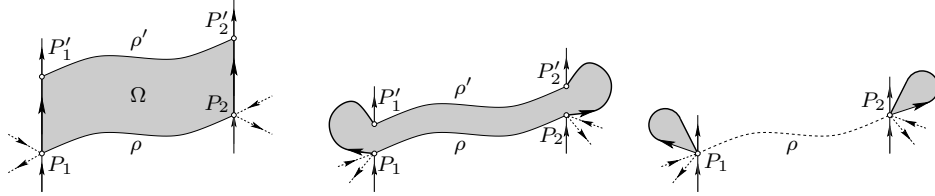


FIGURE 15. “Parallelogram construction”

Let a surface  $S_0$  with boundary be constructed from a closed surface  $S$  by a parallelogram construction. If the parallelogram construction is applied to a pair of distinct points  $P_1 \neq P_2$ , let  $m_i$  be the order of the corresponding singularity  $P_i \in S$ ,  $i = 1, 2$ . In the case when it is applied to  $P_1 = P_2 = P$ , let  $\pi(a_1 + 1)$  be the angle between  $\gamma_1$  and  $\gamma_2$  counted in the positive direction, and let  $\pi(a_2 + 1)$  be the angle between  $\gamma_1$  and  $\gamma_2$  counted in the negative direction. By construction  $a_i \geq 0$ ,  $i = 1, 2$ . The order of the singularity  $P$  in this case is  $a_1 + a_2$ .

**Lemma 11.1.** *In the above notation the orders of the boundary singularities of a surface obtained by a parallelogram construction equal to  $\{m_1 + 2, m_2 + 2\}$ , when  $P_1 \neq P_2$  and to  $\{a_1, a_2 + 2\}$  when  $P_1 = P_2$ .*

Note that in the case when we apply parallelogram construction to a pair of sectors adjacent to the same point  $P$  we detach the resulting boundary singularity into two ones  $P_1, P_2$ ; see Figure 18.

*Proof.* When  $P_1 \neq P_2$  it is sufficient to observe Figure 15 to prove the Lemma; in the remaining case it is sufficient to observe Figure 18.  $\square$

The rest of our constructions can be presented as a combination of one of the local constructions described in the previous section with the parallelogram construction. We will not formulate the standard assumptions that the initial surface  $S$  does not have short saddle connections, that  $\gamma$  is chosen short enough, etc.; the previous section gives sufficient examples of the necessary requirements.

**11.2. Constructing surfaces of type “+2.2”.** Consider a surface  $S_0$  with boundary of the type “+2.2”. Since  $S_0$  has trivial linear holonomy all interior singularities have even order. Since each of the two boundary components contains a single singularity, each also has even order by Lemma 5.1. By Convention 5  $S_0$  does not have saddle connections parallel to the boundary, so the orders  $2m', 2m''$  of the boundary singularities are positive.

Let  $\{2m_1, \dots, 2m_n\}$  be the orders of interior singularities of  $S_0$ . From the Gauss—Bonnet formula we have:

$$(15) \quad \sum_{i=1}^n m_i + m' + m'' = 2g.$$

Here  $m_i \geq 1$ ,  $i = 1, \dots, n$ , where  $n \geq 0$ , and  $m', m'' \geq 1$ .

**Lemma 11.2.** *Any collection of data  $m_1, \dots, m_n, m', m''$  satisfying relation (15) is realizable by a flat surface with boundary of the type “+2.2”.*

*Proof.* Choose a closed surface  $S$  with trivial linear holonomy such that the corresponding Abelian differential has zeroes of degrees  $m_1, \dots, m_n, m' - 1, m'' - 1$ . Choose the zeroes of degrees  $m' - 1, m'' - 1$  and perform the parallelogram construction.  $\square$

**11.3. Constructing surfaces of the types “+3.2a” and “+4.2b”.** Note that the boundary type “+3.2a” can be considered as a particular case of the boundary type “+4.2b” when the boundary singularity  $P_4$  has order 0.

Consider a surface  $S_0$  with boundary of the type “+4.2b”. Since  $S_0$  has trivial linear holonomy all interior singularities have even order. Let  $2a_1, 2a_2$  be the orders of boundary singularities corresponding to the first boundary component and  $2a_3, 2a_4$  be the orders of boundary singularities corresponding to the second component; see discussion in section 8.7 explaining why all of them are even. Note that the entries in any pair  $a_1, a_2$  or  $a_3, a_4$  cannot simultaneously equal 0 for otherwise both corresponding boundary singularities would represent marked points which would mean that the corresponding boundary

component bounds a metric cylinder. This contradicts our assumption that  $S_0$  is primitive (see Convention 5).

Let  $\{2m_1, \dots, 2m_n\}$  be the orders of interior singularities and let  $\{2a_1, 2a_2 + 2, 2a_3, 2a_4 + 2\}$  be the orders of the boundary singularities of  $S_0$ . From Gauss—Bonnet formula we have:

$$(16) \quad \sum_{i=1}^n m_i + a_1 + a_2 + a_3 + a_4 = 2g - 2.$$

Here  $m_i \geq 1$ ,  $i = 1, \dots, n$ , where  $n \geq 0$ , and  $a_i \geq 0$ .

**Lemma 11.3.** *Any collection of data  $m_1, \dots, m_n, a_1, \dots, a_4$  satisfying relation (16) is realizable by a flat surface with boundary of the type “+4.2b”.*

*Proof.* Choose a closed surface  $S$  with trivial linear holonomy such that the corresponding Abelian differential has zeroes of degrees  $m_1, \dots, m_n, a_1 + a_2, a_3 + a_4$ . We choose a pair of separatrices  $\gamma_1, \gamma_2$  in direction  $\vec{v}$  adjacent to the first zero. We choose  $\gamma_1$  to be an outgoing separatrix and  $\gamma_2$  to be incoming separatrix in such way that the angle from the separatrix ray  $\gamma_1$  to the separatrix ray  $\gamma_2$  in the clockwise direction is  $(2a_1 + 1)\pi$  (which means that the angle from  $\gamma_1$  to  $\gamma_2$  in the counterclockwise direction is  $(2a_2 + 1)\pi$ ). Let  $\Sigma_1$  be the sector adjacent to  $\gamma_1$  counterclockwise; let  $\Sigma_2$  be the sector adjacent to  $\gamma_2$  clockwise.

Similarly, choose a pair of separatrices  $\gamma_3, \gamma_4$  in direction  $\vec{v}$  adjacent to the zero of degree  $a_3 + a_4$  in such way that  $\gamma_3$  is outgoing,  $\gamma_4$  is incoming; the counterclockwise angle from  $\gamma_3$  to  $\gamma_4$  is  $(2a_3 + 1)\pi$ , the clockwise angle from  $\gamma_3$  to  $\gamma_4$  is  $(2a_4 + 1)\pi$ . Let  $\Sigma_3$  be the sector adjacent to  $\gamma_3$  clockwise; let  $\Sigma_4$  be the sector adjacent to  $\gamma_4$  counterclockwise.

Join  $\Sigma_3$  to  $\Sigma_1$  by a transversal  $\rho_1$ ; join  $\Sigma_2$  to  $\Sigma_4$  by a transversal  $\rho_2$ . If  $\rho_1$  intersects  $\rho_2$  we can resolve the intersections getting nonintersecting transversals; we keep notation  $\rho_1, \rho_2$  for the modified transversals.

Suppose that resolving the intersections (if any) we did not change the correspondence between the sectors and  $\rho_1$  still joins  $\Sigma_3$  to  $\Sigma_1$  and  $\rho_2$  joins  $\Sigma_2$  to  $\Sigma_4$ . Choosing some small  $\varepsilon$  we can apply parallelogram construction to the transversal  $\rho_1$  and the direction  $\vec{v}$  and to the transversal  $\rho_2$  and the direction  $-\vec{v}$ .

In the remaining case after the resolution of intersections the correspondence between the sectors changed and transversal  $\rho_1$  now joins sector  $\Sigma_4$  to  $\Sigma_1$  while transversal  $\rho_2$  now joins  $\Sigma_2$  to  $\Sigma_3$ . In this case we deform slightly the transversals in such way that they still do not intersect and  $\rho_2$  lands to the ray  $\gamma_3$  at a distance  $\varepsilon$  from the zero (in the same sector  $\Sigma_3$ ) and  $\rho_1$  starts at a point of the ray  $\gamma_4$  at a distance  $\varepsilon$  from the zero (in the same sector  $\Sigma_4$ ). Choosing sufficiently small  $\varepsilon$  we

can construct two “curvilinear parallelograms”  $\Omega_1, \Omega_2$  (see Figure 16) which do not intersect for sufficiently small  $\varepsilon$ , so we can proceed as above.

Detaching each of the initial singularities into pairs (see Figure 16) we get the desired surface of the type “+4.2b”.  $\square$

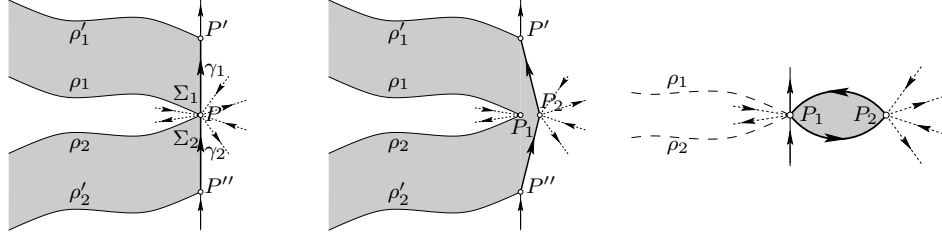


FIGURE 16. A pair of simultaneous parallelogram constructions.

*Remark 11.1.* Recall that if we identify the opposite sides of each hole of a surface constructed above we obtain a closed surface with a pair of even order zeroes simultaneously broken up into a pair of odd order zeroes.

**11.4. Constructing surfaces of types “+3.2b” and “+4.2c”.** Note that the boundary type “+3.2b” can be considered as a particular case of the boundary type “+4.2c” when the boundary singularity  $P_2$  has order 0.

Consider a surface  $S_0$  with boundary of the type “+4.2c”. Since  $S_0$  has trivial linear holonomy all interior singularities have even order. Let  $2a_1+1, 2a_2, 2a_3+1$  be the orders of boundary singularities  $P_1, P_2, P_3$  correspondingly (see Figure 8) and  $2a_4+2$  be the order of the singularity  $P_4$  on the “simple” boundary component. Let  $\{2m_1, \dots, 2m_n\}$  be the orders of the interior singularities of  $S_0$ ; from Gauss—Bonnet formula we have:

$$(17) \quad \sum_{i=1}^n m_i + a_1 + a_2 + a_3 + a_4 = 2g - 2.$$

Here  $m_i \geq 1, i = 1, \dots, n$ , where  $n \geq 0$ , and  $a_i \geq 0$ .

**Lemma 11.4.** *Any collection of data  $m_1, \dots, m_n, a_1, \dots, a_4$  satisfying relation (17) is realizable by a flat surface with boundary of the type “+4.2c”.*

*Proof.* Choose a closed surface  $S$  with trivial linear holonomy such that the corresponding Abelian differential has zeroes of degrees  $m_1, \dots, m_n, a_1 + a_2 + a_3, a_4$ . Consider the distinguished zero of degree  $a_1 + a_2 + a_3$ , which we denote by  $P$ , and the distinguished zero of degree  $a_4$ , which we denote by  $P_4$ . Choose a separatrix  $\gamma_1$  in direction  $\vec{v}$  adjacent to  $P_4$  and a separatrix  $\gamma_2$  in direction  $\vec{v}$  adjacent to  $P$ . Let  $\Sigma_1$  be the “right” sector adjacent to  $\gamma_1$ ; let  $\Sigma_2$  be the “left” sector adjacent to  $\gamma_2$ , see Figure 17. Join  $\Sigma_1$  to  $\Sigma_2$  by a separatrix  $\rho$ . Choose  $\varepsilon$  small enough, so that the intersection of  $\rho$  with an  $\varepsilon$ -neighborhood of  $P$  contains a single connected component contained in  $\Sigma_2$ .

Choose one more separatrix  $\gamma_3$  at  $P$  such that the angle from  $\gamma_2$  to  $\gamma_3$  (in the counterclockwise direction) equals  $\pi(2a_3 + 1)$ . Break the zero  $P$  along  $\gamma_3$  into two zeroes  $P$  and  $P_1$  of degrees  $a_2 + a_3$  and  $a_1$  correspondingly joined by a saddle connection in direction  $\vec{v}$  of length  $\varepsilon$  and perform the parallelogram construction along  $\rho$  (strictly speaking to a transversal naturally corresponding to  $\rho$ ), see Figure 17. Detaching  $P$  into two points we obtain a surface  $S_0$  of the type “+4.2c” with the desired singularity pattern.  $\square$

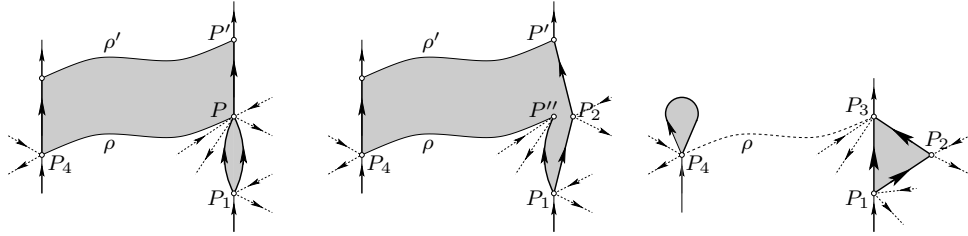


FIGURE 17. Parallelogram construction combined with breaking up a zero creates a surface of the type “+4.2c”

**11.5. Constructing surfaces of type “+4.3a”.** Surfaces of this type are obtained by a trivial combination of a parallelogram construction applied to a pair of distinct zeroes and by breaking up a third zero into two others.

**11.6. Constructing surfaces of types “+3.3, +4.3b, +4.4”.** Note that the boundary type “+3.3” can be considered as a particular case of the boundary type “+4.3b” when the boundary singularity  $P_2$  has order 0.

Surfaces of type “+4.3b” can be constructed in complete analogy with the surfaces of the type “+4.2b” (see section 11.3 and Figure 16)

with the only difference that now we choose sectors  $\Sigma_3$  and  $\Sigma_4$  at two distinct points. If  $\{2m_1, \dots, 2m_n\}$  are the orders of interior singularities and  $\{2a_1, 2a_2 + 2, 2a_3 + 2, 2a_4 + 2\}$  are the orders of the boundary singularities of  $S_0$ , then from Gauss—Bonnet formula we have:

$$(18) \quad \sum_{i=1}^n m_i + a_1 + a_2 + a_3 + a_4 = 2g - 2.$$

Finally, surfaces of the type “+4.4” can be constructed by a pair of independent parallelogram constructions. In this case the boundary singularities have the form  $\{2a_1 + 2, 2a_2 + 2, 2a_3 + 2, 2a_4 + 2\}$ , but since now there are four boundary components the Gauss—Bonnet formula gives the same relation (18).

**11.7. Constructing surfaces of types “−1.1”, “−2.1”, “−2.2”.** The boundary type “−2.2” is constructed in complete analogy to “+2.2” by a parallelogram construction.

Note next that the boundary type “−1.1” can be considered as a particular case of the boundary type “−2.1” when the boundary singularity  $P_2$  has order 0.

We began the discussion of the boundary type “−2.1” in section 10.5. It remains to complete the proof of Lemma 10.5 treating the case when the orders  $m', m''$  of both boundary singularities are even.

*Conclusion of the proof of Lemma 10.5.* Consider a flat surface  $S'$  having nontrivial linear holonomy such that the corresponding quadratic differential has zeroes of orders  $m_1, \dots, m_n, m' + m'' - 2$ . It follows from the Gauss—Bonnet formula that such singularity data are realizable for a closed surface; in particular, since  $m' \geq 1$  and  $m'' \geq 0$  are even, in fact  $m' \geq 2$  and  $m = m' + m'' - 2 \geq 0$ . Consider the distinguished zero  $P$  of order  $m$  of the corresponding quadratic differential. Choose a pair of separatrices  $\gamma_1, \gamma_2$  in such way that the angle from  $\gamma_1$  to  $\gamma_2$  counted counterclockwise equals  $\pi(m'' + 1)$ . Then the angle from  $\gamma_1$  to  $\gamma_2$  counted clockwise equals  $\pi(m' - 1)$ . Let  $\Sigma_1$  be the sector adjacent to  $\gamma_1$  in the clockwise direction and  $\Sigma_2$  be the sector adjacent to  $\gamma_2$  in the counterclockwise direction. Apply the parallelogram construction to  $\Sigma_1, \Sigma_2$  and detach  $P$  into two singularities  $P_1, P_2$  (see Figure 18). According to Lemma 11.1 the orders of the boundary singularities of the resulting surface  $S_0$  are equal to  $m', m''$ . A surface of the desired singularity type is constructed.  $\square$

**11.8. Collections of singularities which cannot be realized on a primitive surface.** In this section we consider the collections from Table 1. We recall that a surface with boundary of the type “−2.1” is

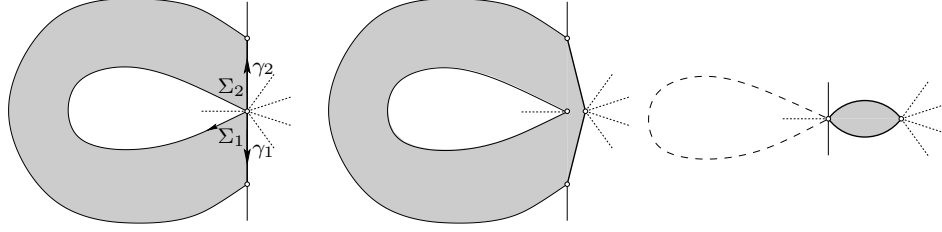


FIGURE 18. Applying the parallelogram construction to a pair of sectors of the same zero we get the missing surfaces of the type “-2.1”

called *primitive*, if it does not contain saddle connections  $\hat{h}$  homologous to the boundary; see Convention 5.

**Lemma 11.5.** *The collections  $\{m_1, \dots, m_n\}$ ,  $\{m', m''\}$  presented in Table 1 cannot be realized as a collection of singularities of a primitive half-translation surface with boundary of the type “-2.1”.*

*Proof.* Suppose that some collection of data  $\{m_1, \dots, m_n\}$ ,  $\{m', m''\}$  is realizable as a collection of singularities of some half-translation surface  $S_0$  with boundary of the type “-2.1”. Note that the two segments which form the boundary  $\partial S_0$  are parallel and have the same length. Thus identifying them we get a closed half-translation surface  $S$ . Since  $S_0$  has nontrivial linear holonomy, so does  $S$ . By construction, the collection of orders of singularities of  $S$  is presented as  $\{m_1, \dots, m_n, m' - 1, m'' - 1\}$ . Since the four strata (10) are empty, as well as the strata obtained from (10) by adding marked points, we conclude that the collections below are not realizable by *any* flat surface with boundary of the type “-2.1”:

$$\begin{array}{ccc}
 \emptyset, \{1, 1\} & \emptyset, \{2, 0\} & \\
 \{1, -1\}, \{1, 1\}; & \{1\}, \{1, 0\}; & \{-1\}, \{2, 1\} \\
 \{3, 1\}, \{1, 1\}; & \{3\}, \{2, 1\}; & \{1\}, \{4, 1\} \\
 \{4\}, \{1, 1\}; & \emptyset, \{5, 1\}; & \emptyset, \{4, 2\}.
 \end{array}$$

Consider now five more collections from Table 1:

$$(19) \quad \{-1\}, \{3, 0\}; \quad \{3\}, \{3, 0\}; \quad \{1\}, \{5, 0\}; \quad \{1\}, \{3, 2\}; \quad \emptyset, \{3, 3\}.$$

We do not claim that they are not realizable by a flat surface  $S_0$  with boundary of the type “-2.1” (actually, they are). However, we claim that *every* such flat surface  $S_0$  necessarily has a saddle connection  $\hat{h}$  homologous to the boundary component.



Assume on the contrary that we could find such a surface with no saddle connections  $\hat{\text{homologous}}$  to the boundary. Then we could identify the two segments which form the boundary to get a closed half-translation surface  $S$  as before. It would belong to one of the following five strata correspondingly:

$$\{-1, \bar{2}, \overline{-1}\}; \quad \{3, \bar{2}, \overline{-1}\}; \quad \{1, \bar{4}, \overline{-1}\}; \quad \{1, \bar{2}, \bar{1}\}; \quad \{\bar{2}, \bar{2}\},$$

where a pair of distinguished zeroes (their orders are marked by a bar) are joined by a saddle connection  $\gamma$ , which by assumption would have multiplicity one.

Taking a small perturbation of  $S$  if necessary and using an appropriate element of  $SL(2, \mathbb{R})$  we could deform the surface to find a surface  $S_{cusp}$  with a *short* saddle connection  $\gamma$  of multiplicity one such that  $S_{cusp}$  does not have any other short saddle connections. But then we would apply a surgery inverse to the one presented in Figure 14 to coalesce the corresponding pair of zeroes into one. This would give a surface  $S'$  from one of the following five strata:

$$\{-1, 1\}; \quad \{3, 1\}; \quad \{1, 3\}; \quad \{1, 3\}; \quad \{4\}$$

However, according to [MS2] these strata are empty (see also (10)). Thus our assumption that  $S_0$  with a singularity data from the list (19) does not have saddle connections  $\hat{\text{homologous}}$  to the boundary leads to a contradiction. So every such surface is not primitive.

The proof that the remaining four collections

$$\{\{1, -1\}, \{2, 0\}\} \quad \{\{3, 1\}, \{2, 0\}\} \quad \{\{4\}, \{2, 0\}\} \quad \{\emptyset, \{6, 0\}\}$$

are not realizable by primitive surfaces is completely analogous to the consideration above with the only difference that now we have to use the nonlocal surgery inverse to the one presented in Figure 18 to coalesce the zeroes.  $\square$

### 11.9. Conclusion.

*Conclusion of the proof of Proposition 6.2.* We have shown that every “virtual” surface with boundary described in section 8 exists. Moreover, we gave necessary and sufficient conditions on the singularity data of a surface of every such type. It remains to note that the conditions on the compatibility of surfaces with boundaries of different types that say when elementary patterns  $S_i$  can be assembled to form a closed surface  $S$  are necessary and sufficient; they were also presented in section 8. This completes the classification of admissible configurations  $\mathcal{C}$  of  $\hat{\text{homologous}}$  saddle connections.  $\square$

## REFERENCES

- [Ca] K. Catta, *Veech surfaces and complete periodicity in genus 2*, Preprint.
- [EMa] A. Eskin, H. Masur, *Asymptotic formulas on flat surfaces*, Ergodic Theory and Dynamical Systems, **21** (2) (2001), 443–478.
- [EMaS] A. Eskin, H. Masur, M. Schmoll, *Billiards in rectangles with barriers*, Duke Math. J., **118** (3) (2003), 427–463.
- [EMZ] A. Eskin, H. Masur, A. Zorich, *Moduli spaces of Abelian differentials: the principal boundary, counting problems and the Siegel–Veech constants*, Publications Mathématiques de l’IHÉS, **97** (1) (2003), 61–179.
- [EZO] A. Eskin, A. Zorich, *Billiards in rectangular polygons*, to appear.
- [GJ] E. Gutkin, C. Judge, *Affine mappings of translation surfaces: geometry and arithmetic*. Duke Math. J., **103** (2) (2000), 191–213.
- [HM] J. Hubbard, H. Masur, *Quadratic differentials and foliations*, Acta Math., **142** (1979), 221–274.
- [KaZe] A. Katok, A. Zemlyakov, *Topological transitivity of billiards in polygons*. Math. Notes, **18**, (1975), 760–764.
- [KMS] S. Kerckhoff, H. Masur, J. Smillie, *Ergodicity of Billiard Flows and Quadratic Differentials*. Ann. of Math., **124**, (1986), 293–311.
- [Ko] M. Kontsevich, Lyapunov exponents and Hodge theory. “The mathematical beauty of physics” (Saclay, 1996), (in Honor of C. Itzykson) 318–332, Adv. Ser. Math. Phys., 24, World Sci. Publishing, River Edge, NJ, 1997.
- [KonZo] M. Kontsevich, A. Zorich, *Connected components of the moduli spaces of Abelian differentials*, Invent. Math., **153** (3) (2003), 631–678.
- [L] E. Lanneau, *Connected components of the moduli spaces of quadratic differentials*, Ph.D. Thesis.
- [Mc1] C. McMullen, *Billiards and Teichmüller curves on Hilbert modular surfaces*, Journal of Amer. Math. Soc., **16** (2003), 857–885.
- [Mc2] C. McMullen, *Dynamics of  $SL_2(\mathbb{R})$  over moduli space in genus two*, Preprint.
- [M] H. Masur, *Interval exchange transformations and measured foliations*. Ann. of Math., **115** (1982), 169–200.
- [MS] H. Masur, J. Smillie, *Hausdorff dimension of sets of nonergodic foliations*, Ann. of Math., **134** (1991), 455–543.
- [MS2] H. Masur, J. Smillie, *Quadratic differentials with prescribed singularities and pseudo-Anosov diffeomorphisms*, Comment. Math. Helvetici, **68** (1993), 289–307.
- [MT] H. Masur, S. Tabachnikov, *Flat structures and rational billiards*, Handbook on Dynamical systems, Vol. 1A, 1015–1089, North–Holland, Amsterdam, 2002.
- [S] K. Strebel, *Quadratic differentials*. Springer-Verlag, 1984.
- [Ve1] W. A. Veech, Gauss measures for transformations on the space of interval exchange maps. *Annals of Mathematics* **115** (1982), 201–242.
- [Ve2] W. Veech, *Teichmüller geodesic flow*, Ann. Math., **124** (1986), 441–530.
- [Ve3] W. A. Veech, Moduli spaces of quadratic differentials, *Journal d’Analyse Math.* **55** (1990), 117–171.
- [Ve4] W. Veech, *Teichmüller curves in moduli space. Eisenstein series and an application to triangular billiards*. Invent. Math., **97** (1990), 117–171.
- [Ve5] W. Veech, *Siegel measures*, Annals of Math., **148** (1998), 895–944.

- [Z1] A. Zorich, *How do the leaves of a closed 1-form wind around a surface*;  
In the collection: “Pseudoperiodic Topology”, *AMS Translations*, Ser. 2,  
vol. 197, AMS, Providence, RI, 1999, 135–178.

DEPARTMENT OF MATHEMATICS, UIC, CHICAGO, IL 60607-7045, USA,  
*E-mail address:* masur@math.uic.edu

IRMAR, UNIVERSITÉ RENNES-1, CAMPUS DE BEAULIEU, 35042 RENNES,  
CEDEX, FRANCE  
*E-mail address:* Anton.Zorich@univ-rennes1.fr