

Stabilization in the braid groups II: Transversal simplicity of knots

Joan S. Birman
e-mail jb@math.columbia.edu

William W. Menasco *
e-mail menasco@tait.math.buffalo.edu

submitted March 19, 2002; revised October 16, 2003

Abstract

This paper is about knots which are transverse to the standard tight contact structure in \mathbb{R}^3 . The main result is to give several constructions which yield examples, both explicit and non-explicit, of pairs of transversal knots (TX_+, TX_-) with the property: TX_+ and TX_- have the same topological knot type \mathcal{K} and the same Bennequin invariant $\beta(\mathcal{K})$, but TX_+ and TX_- are not transversally equivalent. We also give counterexamples to the conjecture that, for fixed \mathcal{K} , the unique transversal knot type \mathcal{TK} which is realizable at minimum braid index is the transversal knot type of maximal Bennequin invariant. This paper is a companion paper to [7], but was written to be largely self-contained.

Contents

1	Introduction and description of results	2
2	The MTWS and transversal isotopies	4
2.1	Block-strand diagrams, templates and the MTWS	4
2.2	The construction of transversal clasp annuli	7
2.3	Braid foliations on transversal clasp annuli	11
2.4	A weak transversal MTWS	17
3	Transversal simplicity and its failure	20
3.1	The failure of transversal simplicity for certain 3-braids	20
3.2	An interesting family of 6-braid examples, and an application to topology	22
3.3	The failure of transversal simplicity for certain 12-braids	24
3.4	Constructing additional examples	27
4	Open problems	27

*The second author acknowledges partial support from the following sources: the U.S. National Science Foundations, under grants DMS-9200881, DMS-9626884 and DMS-0306062 ; and the Mathematical Sciences Research Institute, where he was a Visiting Member during winter/spring of 1997.

1 Introduction and description of results

This paper is about knots which are transverse to the standard tight contact structure in \mathbb{R}^3 , and about the ways in which topological information about braids can be used to learn new things about these ‘transversal knots’. Our approach to contact topology had its origins in the foundational paper of D. Bennequin [3]. The results in this paper are direct outgrowths of our work on the *Markov Theorem without Stabilization* (MTWS) [7]. An earlier draft of [7] presented part of the work in this paper as an application of the MTWS. Following a suggestion of the referee, the earlier draft has now been expanded by including addition material on contact topology and divided into two manuscripts, i.e. [7] and this one.

A knot in oriented \mathbb{R}^3 is the image X of an oriented circle S^1 under a smooth embedding $e : S^1 \rightarrow \mathbb{R}^3$. Viewing S^3 as $\mathbb{R}^3 \cup \infty$, we also can think of X as being a knot in S^3 . The topological knot type \mathcal{X} of X is its equivalence class under smooth isotopy of the pair (X, S^3) . A representative $X \in \mathcal{X}$ is said to be a closed braid if there is an unknotted curve $\mathbf{A} \subset (S^3 \setminus X)$, the axis, and a choice of fibration \mathbf{H} of the open solid torus $S^3 \setminus \mathbf{A}$ by meridian discs $\{H_\theta; \theta \in [0, 2\pi)\}$ which we call fibers, such that X intersects every disc fiber H_θ transversally. We call the pair (\mathbf{H}, \mathbf{A}) a braid structure on \mathbb{R}^3 . If we regard \mathbf{A} as the z -axis in \mathbb{R}^3 and the fibers of \mathbf{H} as half-planes through \mathbf{A} , there are natural cylindrical coordinates (ρ, θ, z) , $\theta \in [0, 2\pi)$ in \mathbb{R}^3 . Parameterizing X by $(\rho(t), \theta(t), z(t))$, $t \in [0, 2\pi)$, X will be a closed braid if $\rho(t) > 0$ and $d\theta/dt > 0$ at every point $(\rho(t), \theta(t), z(t)) \in X$. See Figure 1(a), where two half-planes and two fragments of a closed braid X are depicted. A braid isotopy of a closed braid is an isotopy that is transverse to the braid fibration and in the complement of the axis. The braid isotopy type of the closed braid X is its equivalence class under braid isotopy.

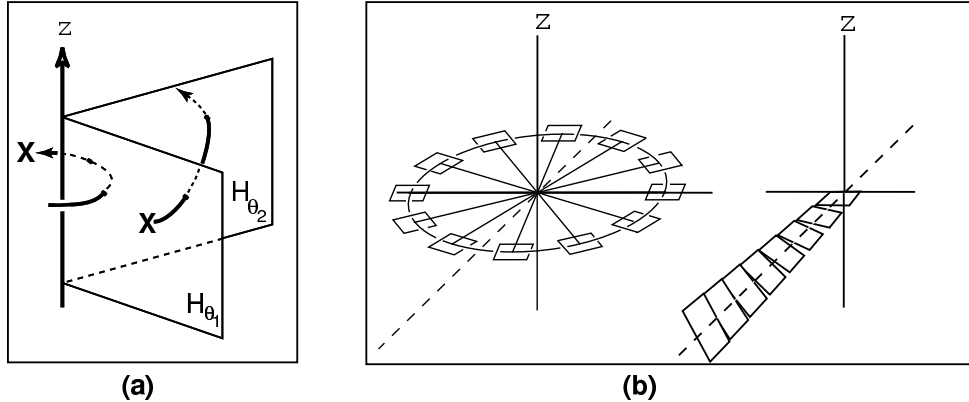


Figure 1: (a) Braid structure on \mathbb{R}^3 ; (b) 2-planes in the standard contact structure on \mathbb{R}^3 . Note that these 2-planes are invariant under rotation about z -axis and translation along the z -axis (which we use as the braid axis \mathbf{A}).

Using the same cylindrical coordinates, the standard tight contact structure ξ in oriented \mathbb{R}^3 is the kernel of the 1-form $\alpha = \rho^2 d\theta + dz$. Thinking of ξ as attaching a 2-plane to each point in \mathbb{R}^3 , Figure 1(b) shows some of the 2-planes associated to α , for comparison of the braid structure and the contact structure. The field of 2-planes so-obtained is nowhere integrable.

An oriented knot X in contact \mathbb{R}^3 is said to be transverse if it is everywhere transverse to the

plane field of the standard contact structure. Parameterizing X as before, a closed braid X is transverse if and only if $d\theta/dt > -z'(t)/(\rho(t))^2$ for every $t \in [0, 2\pi]$. We use the symbol TX a transversal knot. (For most of our discussion TX will be transversal because it will also be a braid with respect to the z -axis.) Define two transverse knots to be transversally isotopic if there is an isotopy $h : \mathbb{R}^3 \times I \rightarrow \mathbb{R}^3$ such that $h_s(X) = h(X, s) \subset \mathbb{R}^3$ is transversal for every $s \in I$. The transversal knot type \mathcal{TX} of a transverse knot TX is its equivalence class under transversal isotopy. An obvious invariant of a transverse knot type is its topological knot type $[\mathcal{TX}]_{top} = \mathcal{X}$.

In his seminal paper [3], D. Bennequin showed that braids could be useful for the study of contact structures on S^3 or \mathbb{R}^3 . Recently that idea was generalized by E. Giroux [16] and (simultaneously and independently) by N. Goodman [17], who showed that open book decompositions of arbitrary 3-manifold M^3 might be equally important for the study of contact structures on other 3-manifolds. Since an open book structure on a 3-manifold generalizes our braid structures on \mathbb{R}^3 , this suggests that our work in this paper could have applications to the study of tight contact structures on other 3-manifolds. Bennequin proved that every transversal knot is transversally isotopic to a closed braid, and he discovered a very important numerical invariant $\beta(\mathcal{TX})$ (the Bennequin invariant) of transversal knot type which is natural in the braid setting. To compute it when TX is also a closed braid having the z -axis as its axis \mathbf{A} , consider a regular projection of TX onto the plane $z = 0$. Let $e(TX)$ be the algebraic crossing number of TX at the pre-images of the double points in the projection. Let $b(TX)$ be the braid index of TX , i.e. its geometric linking number with \mathbf{A} . Then $\beta(\mathcal{TX}) = e(TX) - b(TX)$. Note that both $e(X)$ and $b(X)$ are invariants of braid isotopy, and therefore β is well-defined on any closed braid, i.e. the closed braid need not represent a transversal knot type, and invariant under braid isotopy. Using topological techniques Bennequin showed that for a fixed topological knot type \mathcal{X} , the integer β has an upper but not a lower bound. While $\beta(X)$ is well-defined on closed braids, it is not an invariant of \mathcal{X} . From this it follows that each topological knot type \mathcal{X} includes infinitely many distinct transversal knot types \mathcal{TX} .

Are there other invariants of \mathcal{TX} in addition to $[\mathcal{TX}]_{top}$ and $\beta(\mathcal{TX})$? A hint that the problem might turn out to be quite subtle was in the paper [14] by Fuchs and Tabachnikov, who proved that while ragbags filled with invariants of transversal knot types \mathcal{TX} exist, based upon the work of V.I. Arnold in [2], they are all determined by $[\mathcal{TX}]_{top}$ and $\beta(\mathcal{TX})$. Thus, the seemingly new invariants that many people had discovered by using Arnold's ideas were just a fancy way of encoding $[\mathcal{TX}]_{top}$ and $\beta(\mathcal{TX})$. This led to a definition in [11]: a transversal knot type \mathcal{TX} is transversally simple if it is determined by $[\mathcal{TX}]_{top}$ and $\beta(\mathcal{TX})$.

In [11] purely topological techniques were used to give a purely topological restriction on \mathcal{X} which would insure that any associated \mathcal{TX} is transversally simple. This paper begins where the work in [11] ended. Here are our main results:

- (1) We answer the question of whether all transversal knot types are transversally simple. In this paper we give examples, through two different constructions, for which the answer is 'no'. The construction in Subsection 3.1 gives explicit examples of 3-braids that are not transversally simple, and the construction in Subsection 3.3 gives the *existence* of examples of pairs of 12-braids that are not transversally simple. Our methods are topological and indirect and utilize the main result in [7]. After a draft of this paper was posted and submitted for publication, Etnyre and Honda found other non-explicit examples in [13]. Their proof, very different from ours, is based upon techniques in contact topology.

- (2) We also answer a question which seems at best loosely related to (1), but is in fact of central importance. In Subsection 3.2 we will prove that there are infinitely many knots that have minimum braid index for all knots in a given topological knot type \mathcal{X} , but have non-unique algebraic crossing number at that minimal braid index. This pathology implies that, if one fixes the topological knot type, then the transversal knot types which can be represented by braids of minimal topological braid index are not unique, i.e. they are not just the ones of maximal Bennequin invariant. We will also show that our examples have implications for topology as well as contact topology, because they give insight into the cases where the Morton-Franks-Williams braid index inequality of [15] and [22] fails.
- (3) In Subsection 3.4 we suggest general criteria which might lead to a better understanding of transversal simplicity and its failure.

These results are all a consequence of Theorem 2, our ‘weak transversal MTWS’, proved in Section 2. At the end of the paper, in Section 4 we list some of the open problems in this area which we identified in the course of this work.

2 The MTWS and transversal isotopies

The goal of this section is to prove Theorem 2, a special and limited version of Theorem 1, the main result in [7]. Theorem 1 is valid in the topological setting, whereas Theorem 2 is valid in the transversal setting.

In Subsection 2.1 our goal is to review enough of the background so that we can state Theorem 1. Its proof is in [7]. After that, we will redo some parts of the proof which were given in [7] in a transversal setting, with the goal of proving a version of the same theorem which applies to transversal knots. That work begins in Subsection 2.2, by redoing the ‘basic construction’ of Section 2.1 of [7] in the transversal setting. This construction gives us an immersed annulus which we call a ‘transversal clasp annulus’. In Subsection 2.3 we review the basic ideas about the braid foliations which were the principle tool in [7], and use them to superimpose a braid foliation on the characteristic foliation which we obtained in Subsection 2.2 for the transversal clasp annulus. In Subsection 2.4 we use the work in Subsections 2.2 and 2.3 to state and prove Theorem 2.

Our goal in writing up this part of the paper has been to make it possible for readers who are interested mainly in the applications to be able to understand everything except parts of the proof of Theorem 2.

2.1 Block-strand diagrams, templates and the MTWS

Let \mathcal{B} be the collection of all braid isotopy classes of closed braid representatives of oriented knot types in oriented \mathbb{R}^3 . Among these, consider the sub-collection $\mathcal{B}(\mathcal{X})$ of representatives of a fixed knot type \mathcal{X} . Among these, let $\mathcal{B}_{min}(\mathcal{X})$ be the sub-collection of representatives whose braid index is equal to the braid index of \mathcal{X} . Choose any $X_+ \in \mathcal{B}(\mathcal{X})$ and any $X_- \in \mathcal{B}_{min}(\mathcal{X})$. The classical Markov Theorem (see [6] for a proof which is in the spirit of the work in this paper) asserts that there exists a sequence of closed braids in $\mathcal{B}(\mathcal{X})$:

$$(1) \quad X_+ = X_1 \rightarrow X_2 \rightarrow \cdots \rightarrow X_r = X_-$$

such that, up to braid isotopy, each X_{i+1} is obtained from X_i by a single stabilization, destabilization. We call such a sequence a Markov tower. The existence of Markov towers in the transversal setting was proved by Orevkov and Shevchisin in [24], and also by Nancy Wrinkle in [25]. In the transversal setting the stabilizations and destabilizations are all required to be positive. The main result in [7] is to find such a sequence of closed braids such as that in 1 which does not use stabilizations, so that the braid index is non-increasing. This is done at the expense of introducing additional moves which are non-increasing on braid index.

We are interested in pairs of ‘block-strand diagrams’ which we call ‘templates’ (.cf Subsection 5.5, [7]). The concepts are intuitive and familiar, and the reader is referred to Figures 2, 3 and 4 for examples.

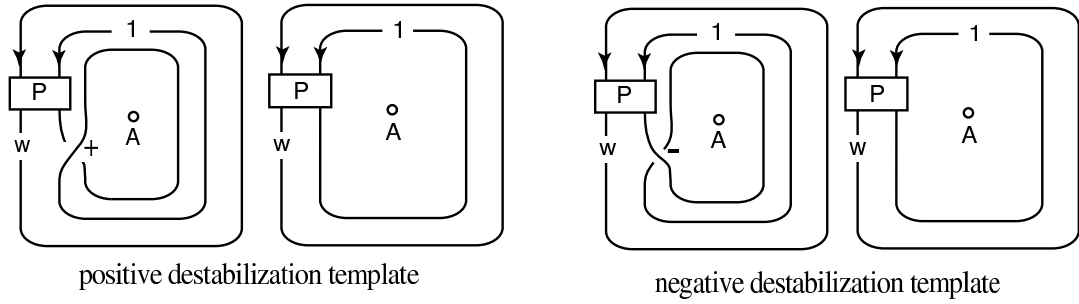


Figure 2: The two destabilization templates. Each template is a pair of block-strand diagrams.

A block B in $\mathbb{R}^3 - \mathbf{A}$ is a 3-ball having the structure of a 2-disk Δ crossed with an interval $[0, 1]$ such that (i) for any fiber $H_\theta \in \mathbf{H}$ the intersection $H_\theta \cap B$ is either \emptyset or $\Delta \times \{\theta\}$ for some $\theta \in [\theta_1, \theta_2]$, and (ii) there exists some $\theta \in [0, 2\pi)$ such that $H_\theta \cap B = \emptyset$. The disc $\mathbf{t} = B \cap H_{\theta_1}$ is the top of B and the disc $\mathbf{b} = B \cap H_{\theta_2}$ is the bottom of B . A strand l is homeomorphic to an interval $[0, 1]$ or a circle S^1 . It is oriented and transverse to each fiber of \mathbf{H} such that its orientation agrees with the forward direction of \mathbf{H} . When l is homeomorphic to an interval, $\partial l = l_0 \cup l_1$, where l_0 is the beginning endpoint of l and l_1 is the ending endpoint of l .

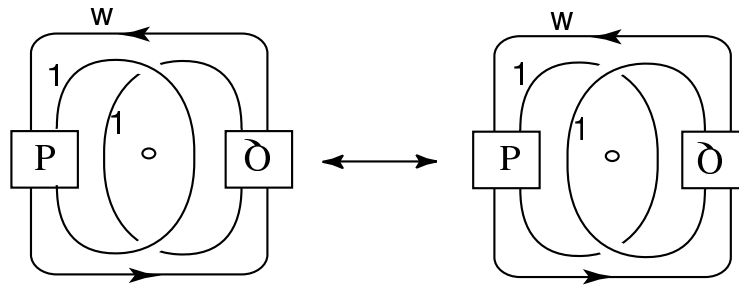


Figure 3: The exchange move template, $w \geq 2$, braid index $m \geq 4$.

A block-strand diagram \mathcal{D} is a collection of pairwise disjoint blocks $\{B^1, \dots, B^k\}$ and pairwise disjoint strands $\{l^1, \dots, l^l\}$ which together have the following structure:

- (i) If $l^i \cap B^j \neq \emptyset$ then $l^i \cap B^j = (l_1^i \cap \mathbf{t}^j) \cup (l_0^i \cap \mathbf{b}^j)$ where \mathbf{t}^j is the top of B^j and \mathbf{b}^j is the bottom of B^j . (We allow for the possibility that either $(l_1^i \cap \mathbf{t}^j)$ or $(l_0^i \cap \mathbf{b}^j)$ is empty.)

- (ii) For each l_0^i (resp. l_1^i) there is some $\mathbf{b}^j \subset B^j$ (resp. $\mathbf{t}^j \subset B^j$) such that $l_0^i \subset \mathbf{b}^j$ (resp. $l_1^i \subset \mathbf{t}^j$).
- (iii) For each block B^j we have $|\mathbf{t}^j \cap (\cup_{1 \leq i \leq 1} l_1^i)| = |\mathbf{b}^j \cap (\cup_{1 \leq i \leq 1} l_0^i)| \geq 2$.

The fact that for each $j = 1, \dots, k$ there is a fiber which misses B^j shows that, by rescaling, we may find a distinguished fiber H_{θ_0} which does not intersect any block. We define the braid index $b(\mathcal{D})$ of the block-strand diagram \mathcal{D} to be the number of times the strands of \mathcal{D} intersect the distinguished fiber H_{θ_0} . Condition (iii) above makes $b(\mathcal{D})$ well defined.

A braiding assignment to a block-strand diagram \mathcal{D} is a choice of a braid on m_j strands for each $B^j \in \mathcal{D}$. That is, we replace B^j with the chosen braid, so that B^j with this braiding assignment becomes a braided tangle with m_j in-strands and m_j out-strands. In this way a block strand diagram gives us a closed braid representative $X \subset \mathcal{D}$ of a link type \mathcal{X} . We say that X is carried by \mathcal{D} .

A template \mathcal{T} is a pair of block-strand diagrams $(\mathcal{D}_+, \mathcal{D}_-)$, both with blocks B^1, \dots, B^k and an isotopy which takes \mathcal{D}_+ to \mathcal{D}_- . That is, the blocks of \mathcal{D}_+ are taken onto the blocks of \mathcal{D}_- and the strands of \mathcal{D}_+ are taken onto the strands of \mathcal{D}_- . The diagrams \mathcal{D}_+ and \mathcal{D}_- are the initial and final block-strand diagrams in the pair. Thus, for every fixed choice of braiding assignments to the blocks B^1, \dots, B^k the resulting closed braids $X_+ \subset \mathcal{D}_+$ and $X_- \subset \mathcal{D}_-$ represent the same oriented link type \mathcal{X} ; and the isotopy from \mathcal{D}_+ to \mathcal{D}_- induces an isotopy from X_+ to X_- .

We use the notation $\mathcal{T}(m, n)$ for the collection of all topological templates whose \mathcal{D}_+ (resp. \mathcal{D}_-) has braid index m (resp. n), where $m \geq n$. Readers who are familiar with [7] will note that we have changed the definition of $\mathcal{T}(m, n)$ slightly from the definition given in Theorem 2 of [7], by including destabilizations, exchange moves and flypes in $\mathcal{T}(m, n)$. We did it because it makes the statement more concise; also we will not be concerned here, as we were in [7], with the actual construction of the templates, so there is no reason to single out some templates and treat them separately from others.

Examples of templates are the block-strand diagram pairs which make up the templates in Figure 2, 3, 4 and 10. The strands may carry positive integer weights, where weight w means replace the strand by w parallel strands in the given projection.

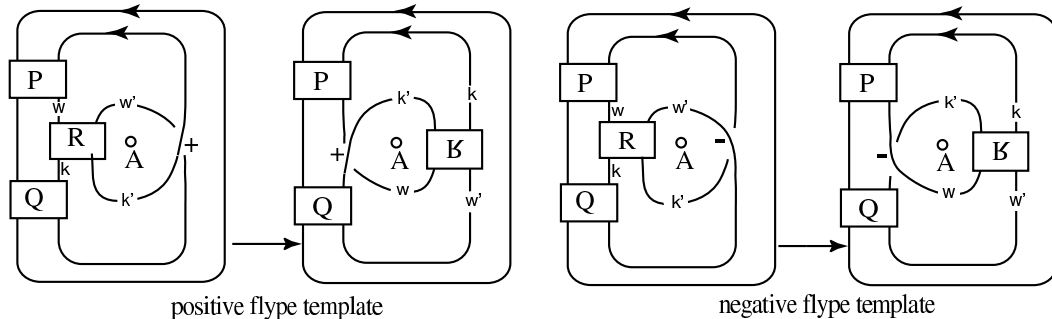


Figure 4: The two flype templates. The weights must satisfy $k' - w \geq 0$.

There are restrictions on the weights. The exchange move template of Figure 3 has braid index $m = w + 2$, so that it appears in every $\mathcal{T}(m, n)$ with $m \geq 3$. However, it can be replaced by braid

isotopy if $m = n = 3$ (except in the special case of composite knots of braid index 3), so we assume that $w \geq 2$. As for the flype template of Figure 4 the restriction on the weights is needed to insure that the flype is non-increasing on braid index.

A braid X is said to be exchange equivalent to X' if there exists an isotopy taking X to X' that is a sequence of braid isotopies and exchange moves. We say X is exchange reducible to X' if there exists an isotopy taking X to X' that is a sequence of braid isotopies, exchange moves and destabilizations.

We are now ready to state the main result in [7], the MTWS. We have simplified the statement, because we do not need the full strength of the theorem proved in [7] for present purposes.

Theorem 1 (Markov's Theorem Without Stabilization [7]): *Let \mathcal{X} be an oriented knot type and let (X_+, X_-) be a pair of closed braids such that $X_- \in \mathcal{B}_{\min}(\mathcal{X})$ and $X_+ \in \mathcal{B}(\mathcal{X})$ with $b(X_+) = m$ and $b(X_-) = n$. Then there exists $X'_+ \in \mathcal{B}(\mathcal{X})$, $X'_- \in \mathcal{B}_{\min}(\mathcal{X})$, and a finite set of templates $\mathcal{T}(m, n)$ (whose membership is only dependent on (m, n)) such that:*

1. X_+ is exchange reducible to X'_+ and X_- is exchange equivalent to X'_- ,
2. There is a template $(\mathcal{D}_+, \mathcal{D}_-) \in \mathcal{T}(m, n)$ where, using the same braiding assignment, on \mathcal{D}_+ and \mathcal{D}_- , the diagram \mathcal{D}_+ carries X'_+ and the diagram \mathcal{D}_- carries X'_- .

2.2 The construction of transversal clasp annuli

The goal in this subsection and the two that follow it is to state and prove a modified version of Theorem 1 which holds in the transversal setting. The proof of the MTWS in [7] began with the construction of a ‘clasp annulus’. We were given closed braids X_+ and X_- which represent the same topological knot type \mathcal{X} . The goal was to find an isotopy from $X_+ \rightarrow X_-$ through closed braids, which would give us moves that change the closed braid, but were non-increasing on braid index. It was proved in Section 2.1 of [7], that the trace of the isotopy from X_+ to X_- could be assumed to be a clasp annulus, that is a topological annulus $\mathcal{PA} \cong S^1 \times [0, 1]$ with boundary and an immersion $e : \mathcal{PA} \rightarrow \mathcal{CA} \subset \mathbb{R}^3$ such that:

- The boundary of \mathcal{CA} is $X_+ - X_-$. The self-intersection set of \mathcal{CA} is the union of clasp arc $\{\gamma^1, \dots, \gamma^k\} \subset \mathcal{CA}$ such that, for each γ^j , we have $e^{-1}(\gamma^j) = \gamma_+^j \cup \gamma_-^j \subset \mathcal{PA}$. Also, γ_ϵ^j has an endpoint on $e^{-1}(X_\epsilon)$, $\epsilon = \pm$. In particular, there are no ribbon arcs or other more complicated self-intersections.

We refer to \mathcal{PA} as the pre-image annulus (cf. Subsection 2.1, [7]). The motion of pushing X_+ across \mathcal{CA} to X_- corresponds to an isotopy in \mathbb{R}^3 . The clasp annulus \mathcal{CA} can be positioned with respect to the braid structure (\mathbf{H}, \mathbf{A}) so as to have a ‘braid foliation’ (see Subsection 2.3 below), that encodes a Markov tower for the pair (X_+, X_-) . We called this our basic construction.

In this subsection we adapt the same ideas, but now in the setting of the standard contact structure and transversal isotopies in \mathbb{R}^3 , and construct our transversal clasp annulus. The construction here was motivated by, but does not depend on, that in [7].

We will need to make repeated use of two results which are well-known to workers in low dimensional contact topology. In [3], Bennequin proved that a transversal link in the standard

contact structure of \mathbb{R}^3 could be modified by transversal isotopy to a transversal link which is in braid position with respect to the z -axis. In fact, it is easy to see that Bennequin's original argument generalizes to the following statement.

Lemma 1 (The Bennequin Trick) *Let $\Gamma \subset \mathbb{R}^3$ be an oriented differentiable graph that is transversal to the standard contact structure ξ of \mathbb{R}^3 . Let $e \subset \Gamma$ be an edge having a local parameterization function $f(t) : [0, 1] \rightarrow \mathbb{R}^3$ where $f(t) = (\rho(t), \theta(t), z(t))$. If $\frac{d\theta}{dt}$ is not positive for all t then there exists a transversal isotopy of Γ which is the identity everywhere except on e such that for a resulting parameterization $\hat{f}(t) = (\hat{\rho}(t), \hat{\theta}(t), \hat{z}(t))$ we have $\frac{d\hat{\theta}}{dt}$ being everywhere positive.*

The Bennequin trick is analogous to the Alexander trick, which was used in Subsection 2.1 of [7]. It essentially allows us to put a transversal graph into braid position, i.e. $\Gamma \cap \mathbf{A} = \emptyset$ and $\frac{d\theta}{dt} > 0$ for every edge in Γ . The Bennequin trick will be used in conjunction with the a result of Eliashberg, which allows us to extend a transversal isotopy of links to an isotopy of the ambient space \mathbb{R}^3 , with its standard tight contact structure.

Lemma 2 (Eliashberg's isotopy extension lemma, [12]) *Let $\varphi_t : X \rightarrow \mathbb{R}^3$, $t \in [0, 1]$ be an transversal isotopy of a transversal link in the standard contact structure ξ . Then there exists a contact isotopy $\alpha_t : (\mathbb{R}^3, \xi) \rightarrow (\mathbb{R}^3, \xi)$, $t \in [0, 1]$, with $\alpha_0 = id$ such that $\alpha_t \circ \varphi_0 = \varphi_t$ for $t \in [0, 1]$.*

With the help of these two lemmas we will now develop the construction of Section 2.1 of [7] in the contact structure setting. Figure 5 may be helpful.

Given a pair (TX_+, TX_-) with $TX_+, TX_- \in \mathcal{TX}$ and $[TX_+]_{top}, [TX_-]_{top} \in \mathcal{B}(\mathcal{X})$, \mathcal{TA} is an associated transversal clasp annulus if for $\mathcal{PA} \cong S^1 \times [0, 1]$, there exists an immersion $e : \mathcal{PA} \rightarrow \mathcal{TA} \subset \mathbb{R}^3$, with the oriented boundary of \mathcal{TA} being $TX_+ - TX_-$, such that:

- (a) The self-intersection set of the immersed annulus \mathcal{TA} is the union of clasp arcs $\{\gamma^1, \dots, \gamma^k\} \subset \mathcal{TA}$ such that, for each γ^j , we have $e^{-1}(\gamma^j) = \gamma_+^j \cup \gamma_-^j$. Also, γ_ϵ^j has an endpoint on $e^{-1}(TX_\epsilon)$, $\epsilon = \pm$.
- (b) The characteristic foliation of \mathcal{TA} (which comes from integrating ξ in \mathcal{TA}) is trivial. That is, when viewing the pre-image of a leaf of the characteristic foliation in \mathcal{PA} , it is a single arc having one endpoint on $e^{-1}(TX_+)$ and one endpoint on $e^{-1}(TX_-)$.
- (c) The clasp arcs $\{\gamma^1, \dots, \gamma^k\}$ are transversal arcs in the contact structure. In particular, the arcs $\gamma_+^i, \gamma_-^i \subset \mathcal{PA}$ are transverse to the pre-image of the characteristic foliation of \mathcal{TA} . See Figure 5(b) for an examples. Each clasp arc is also in braid position, i.e. transverse to each fiber H_θ of the braid structure \mathbf{H} on \mathbb{R}^3 . Here we assume that the braid axis is the z axis.
- (d) There exists a disjoint set of extension arcs of the clasp arcs (Figure 5(c)), $\{g_\epsilon^1, \dots, g_\epsilon^k, \epsilon = \pm\} \subset \mathcal{PA}$, such that for each $i = 1, \dots, k$ the union $g_\epsilon^i \cup \gamma_\epsilon^i$ is an continuous edgepath in \mathcal{PA} that is transverse to the trivial foliation of \mathcal{PA} and has its two endpoints on $e^{-1}(TX_\epsilon)$. Each extension arc is also in braid position.
- (e) There exists a braid $TX_0 \subset [\mathcal{TA} \setminus (\cup_{1 \leq i \leq k} \gamma^i \cup \cup_{1 \leq i \leq k} (g_+^i \cup g_-^i))]$ such that $[TX_0]_{top} \in \mathcal{B}(\mathcal{X})$ and $[TX_0]_{top}$ is a preferred longitude of both $[TX_+]_{top}$ (in the absence of $[TX_-]_{top}$) and $[TX_-]_{top}$ (in the absence of $[TX_+]_{top}$).

(f) The graph

$$TX_+ \cup TX_- \cup TX_0 \cup (\cup_{1 \leq i \leq k} \gamma^i) \cup (\cup_{1 \leq i \leq k} e(g_+^i)) \cup (\cup_{1 \leq i \leq k} e(g_-^i))$$

is in braid position with respect to the z -axis.

- (g) The collection of edgepaths $\{(g_+^i \cup \gamma_+^i), (g_-^i \cup \gamma_-^i), i = 1, \dots, k\} \subset \mathcal{PA}$ is staggered. That is, there exists a set of leaves $\{s^1, \dots, s^l\} \subset \mathcal{PA}$ in the pre-image of the characteristic foliation that are disjoint from the $g_\pm^i \cup \gamma_\pm^i$ edgepaths, $1 \leq i \leq k$, such that each component of $\mathcal{PA} \setminus (\cup_{1 \leq j \leq l} s^j)$ is a disc containing at most a single edgepath from the our set $\{(g_+^i \cup \gamma_+^i), (g_-^i \cup \gamma_-^i), i = 1, \dots, k\}$.

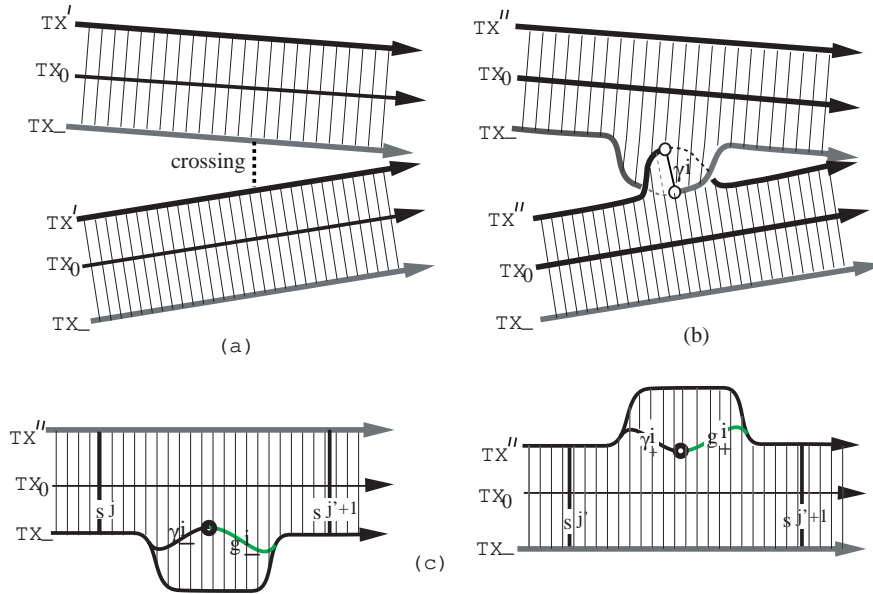


Figure 5: (a) Fragments of the embedded annulus \mathcal{A}' , trivially foliated, with $\partial \mathcal{A}' = \mathcal{TX}' - \mathcal{TX}_-$. (b) The immersed annulus \mathcal{A}'' , with $\partial \mathcal{A}'' = \mathcal{TX}'' - \mathcal{TX}_-$. (c) The preimage of \mathcal{A}' . (Changing the label TX'' to TX_+ , sketch (c) can also be interpreted as illustrating the preimage of \mathcal{TA} .)

We now use The Bennequin Trick (Lemma 1) and the Eliashberg Lemma (Lemma 2) to establish that for any such pair (TX_+, TX_-) there always exists a transversal clasp annulus.

Proposition 1 *Given any pair of transversal closed braids (TX_+, TX_-) of the same transversal knot type, there exists an associated transversal clasp annulus \mathcal{TA} with $\partial \mathcal{TA} = TX_+ - TX_-$.*

Proof: We start by partitioning \mathbb{R}^3 along the plane $z = 0$, and denote the upper-half space by \mathbb{R}_+^3 and the lower-half space by \mathbb{R}_-^3 . We position TX_- so that it is a transverse braid in \mathbb{R}_-^3 . Let $TX' \in \mathcal{TX}$ be an oriented closed braid that is a preferred longitude of TX_- . We can visualize TX' being in \mathbb{R}_-^3 , in braid position, and close to TX_- with $TX' - TX_-$ the boundary of an embedded annulus \mathcal{A}' in the lower half-space \mathbb{R}_-^3 whose characteristic foliation is trivial. In Figure 5(a) we see two fragments of \mathcal{A}' . Note that \mathcal{A}' is oriented by the orientation on its boundary curves, so that we are looking at its negative side. The knots TX' and TX_- will be

geometrically linked, except in the special case when \mathcal{TX} is the unknot. Let $TX_0 \subset \mathcal{A}'$ be a core curve of the annulus. Clearly TX_0 is also a preferred longitude of TX_- and TX' .

Now we think of a regular projection of the link $TX_- \cup TX'$ onto the plane $z = 0$. Viewing this projection from the \mathbb{R}_+^3 side, at any crossing of TX_- and TX' , whenever TX' goes under TX_- we isotopy TX' through TX_- , thus, changing the crossing. We would like to do this transversally, and for that we use a method which was used by Nancy Wrinkle in her thesis [25]. She notes:

- ★ Let C_ρ be a cylinder of radius ρ in \mathbb{R}^3 whose axis is parallel to the z -axis and is foliated by parallel Legendrian arcs of slope $-\rho^2$. Then an isotopy of subarcs of a transverse braid when lies on the surface of C_ρ , and is slid vertically along the Legendrian leaves, is a transverse isotopy.

So, let $p = p_i \in \mathbb{R}^2$ be a double point in the projected image of $TX_- \cup TX'$ onto \mathbb{R}^2 , let $p'_i \in TX''$ be its preimage on TX' and let α_i be a neighborhood of p'_i on TX' . For each i the points p_i and p'_i share the same ρ coordinate ρ_i , so they lie on the cylinder C_{ρ_i} . Choose a leaf τ_i of the characteristic foliation of C_{ρ_i} that passes through p_i and shift the point p'_i a little bit so that it lies on τ_i . Let C_ρ be a right cylinder with vertical axis. It will be foliated by parallel Legendrian arcs of slope $-\rho^2$. Consider the disc of radius τ_i that lies on the cylinder C_{ρ_i} and has α_i as the part of its boundary lying in \mathbb{R}_-^3 . We can slide the arc α_i along the disc to a subarc β_i lying in the upper half-space \mathbb{R}_+^3 . Let TX'' be the transverse knot that results from repeating this procedure at each undercrossing of TX' , thereby replacing each α_i by β_i . Then TX'' lies in \mathbb{R}_+^3 , so it's separated from TX_- by \mathbb{R}^2 . Because this isotopy was accomplished in the complement of \mathbf{A} , we note that TX'' is a transverse closed braid. By Eliashberg's Lemma the 'unlinking map' that takes TX' to TX'' extends to a contactomorphism $H : (\mathbb{R}^3, \xi) \rightarrow (\mathbb{R}^3, \xi)$, which fixes TX_- . The Legendrian arc τ_i connecting TX_- and TX'_- will go over to a Legendrian arcs $\tau'_i = H(\tau_i)$ connecting TX_- and TX''_- . Since h sent the arc $\alpha_i \subset TX'_-$ to the arc $\beta_i \subset TX''_-$, the TX'_- -endpoint of τ_i on α_i is sent to a point $p''_i \in \beta_i$. Since we have assumed that $TX_- \subset \mathbb{R}_-^3$ and $TX'' \subset \mathbb{R}_+^3$, we may assume that H fixes TX_- .

Note that we have not changed any of the crossings between TX' and TX_0 . This will create clasp intersections in \mathcal{A}' as shown in Figure 5. We can assume that the clasp arcs are in braid position. We call the resulting annulus \mathcal{A}'' . Its boundary will be $TX'' - TX_-$. The characteristic foliation on \mathcal{A}'' is still trivial and the image of extension arcs can be easily chosen in \mathcal{A}'' . Moreover, a set of leaves in the characteristic foliation can readily chosen to demonstrate that the edgpath of clasps and their extension are staggered. (See Figure 5.) Notice that TX'' and TX_- are geometrically unlinked. So we can modify TX'' by transversal isotopy so that it is contained in \mathbb{R}_+^3 . This transversal isotopy will also correspond to a braid isotopy in the complement of the z -axis, which is the braid axis. Finally, notice that for the pair (X'', TX_-) , the annulus \mathcal{A}'' is a transversal clasp annulus.

By Lemma 1 we know that closed oriented braids in \mathbb{R}^3 having the z -axis as their braid axis are transversally isotopic to transversal closed braids. We consider a pair (TX_+, TX_-) such that $[TX_+]_{top} \in \mathcal{B}(\mathcal{X})$, $[TX_-]_{top} \in \mathcal{B}_{min}(\mathcal{X})$ and $TX_+, TX_- \in \mathcal{TX}$. The main result in [24] tells us that there is a transversal Markov tower for the pair of transversal knots (TX_+, TX_-) . That is, the transversal isotopy may be assumed to be via a sequence of transverse closed braids, say:

$$(2) \quad TX_+ = TX_1 \rightarrow TX_2 \rightarrow \cdots \rightarrow TX_r = TX_- ,$$

such that each TX_{j+1} is obtained from TX_j by braid isotopy and a positive stabilization or destabilization. Negative stabilizations and destabilizations do not occur.

Without loss of generality, we can assume that this isotopy is restricted to \mathbb{R}_+^3 , i.e. it is the identity on \mathbb{R}_-^3 . By Lemma 2 our transversal isotopy via the Markov tower extends to a contact isotopy $\Psi_0 : (\mathbb{R}^3, \xi) \rightarrow (\mathbb{R}^3, \xi)$, which fixes \mathbb{R}_-^3 and, thus TX_- . This is the starting point for our transversal clasp annulus. We initially let $\mathcal{TA}_0 = \Psi_0(\mathcal{A}'')$. The boundary of \mathcal{TA}_0 will then be $\Psi_0(TX'' - TX_-) = TX_+ - TX_-$. Note that since Ψ_0 is a contact isotopy the characteristic foliation of \mathcal{TA}_0 will be trivial, since the foliation on \mathcal{A}'' was trivial. Moreover, the fact that clasp arcs and their extensions are transverse and staggered in this trivial foliation is preserved by Ψ_0 . But, we are not yet done. Although TX_+ and TX_- are in braid position, we cannot be sure that TX_0 remains in braid position under Ψ_0 , nor do we know the positioning of the clasp arcs $\{\gamma^1, \dots, \gamma^k\}$, nor the image under the immersion of the extension arcs $\{e(g_+^1), e(g_-^1), \dots, e(g_+^k), e(g_-^k)\}$. However, if they are not in braid position, we can apply the Bennequin trick (Lemma 1) to place them in braid position via a transversal isotopy of the graph

$$TX_+ \cup TX_- \cup TX_0 \cup (\cup_{1 \leq i \leq k} \gamma^i) \cup (\cup_{1 \leq i \leq k} e(g_+^i)) \cup (\cup_{1 \leq i \leq k} e(g_-^i))$$

which is the identity on TX_+ and TX_- . Appealing again to Lemma 2, we extend this transversal isotopy to a contact isotopy $\Psi_1 : (\mathbb{R}^3, \xi) \rightarrow (\mathbb{R}^3, \xi)$. Our needed transversal annulus associated with the pair (TX_+, TX_-) will be $\mathcal{TA} = \Psi_1(\mathcal{TA}_0) = \Psi_1 \circ \Psi_0(\mathcal{A}'')$. Again, the triviality of the characteristic foliation of \mathcal{A}'' is preserved under contact isotopies. The fact that clasp arcs and their extensions are staggered remains true under Ψ_1 . And, by construction \mathcal{TA} satisfies the other conditions of a transversal clasp annulus.||

2.3 Braid foliations on transversal clasp annuli

The principle tool in the proof of the MTWS is the study of the braid foliation of \mathcal{CA} , the singular foliation which is determined by the intersections of \mathcal{CA} with the disc fibers H_θ of \mathbf{H} . Braid foliations have been reviewed in several places. We refer readers who are unfamiliar with them to the review in Sections 3 and 4 of [7], and if necessary thence to [5] for additional details. However, there are aspects of these foliations which will be needed here and may not be so familiar, so we recall them next. After that, we will prove Proposition 2, which describes the braid foliation on the transversal clasp annulus of the preceding section.

As in [7] and [5]: Given a braid structure (\mathbf{H}, \mathbf{A}) and a clasp annulus \mathcal{CA} , we arrange that \mathbf{A} transversally intersects \mathcal{CA} in finite many points. The points of $\mathcal{CA} \cap \mathbf{A}$ are the vertices of the braid foliation. Since \mathcal{CA} has an orientation that is consistent with the orientation of X_+ , and since \mathbf{A} also has an orientation, each vertex of the braid foliation will have an associated parity. We can also assume that all but finitely many disc fibers of $H_\theta \in \mathbf{H}$ will intersect \mathcal{CA} transversally. Of the finitely many disc fibers that do not intersect \mathcal{CA} transversally, each contains a single point of non-transversality that corresponds to a saddle point. Since \mathcal{CA} is oriented, and since the orientations on \mathbf{A} and the fibers of \mathbf{H} are consistent, there is also a natural parity assignment to each singularity in the braid foliation of \mathcal{CA} .

After an isotopy of \mathcal{CA} with respect to the braid structure (\mathbf{H}, \mathbf{A}) we can assume that the leaves of the braid foliation on \mathcal{CA} are either *s*-arcs, *a*-arcs or *b*-arcs. (See Figure 6(a), and see [7] and in

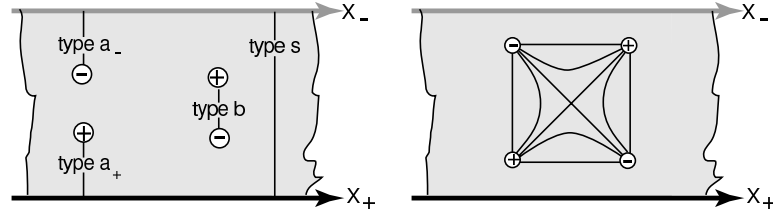


Figure 6: Sketch (a) illustrates the types of non-singular leaves in the foliation of \mathcal{CA} . Sketch (b) illustrates a foliated neighborhood of a type bb -singularity.

particular [5] for all details). The a -arcs subdivide into two groups: a_+ -arcs which have one endpoint on a positive vertex and one endpoint on X_+ ; and a_- -arcs which have one endpoint on a negative vertex and one endpoint on X_- .

In the foliation the set of possible types of singularities can be listed in correspondence to the types of leaves that are in a regular neighborhood of the singularities. Such a regular neighborhood is called a tile. For example, Figure 6(b) illustrates a foliated bb -tile. In Figure 7 we show the listing of possible singularity and tile types.

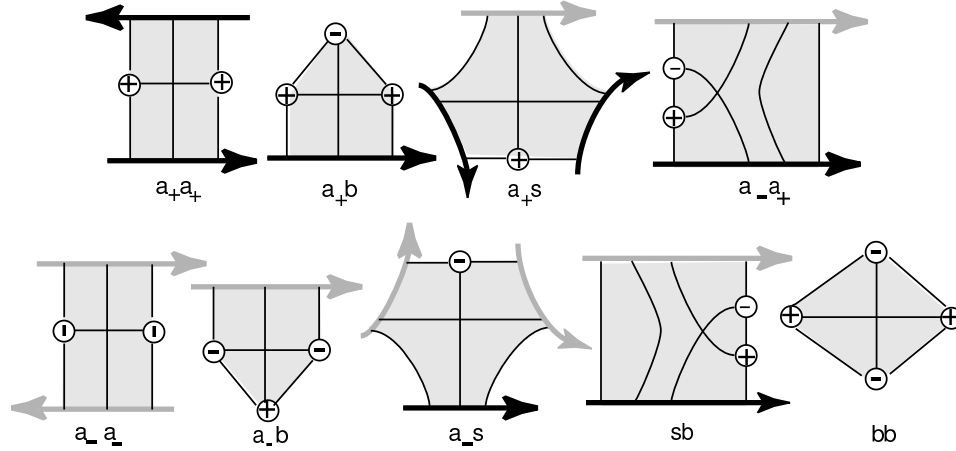


Figure 7: Possible tile types in the foliation of \mathcal{CA} . The black (resp. gray) arcs represent subarcs of X_+ (resp. X_-).

The foliation determines a cellular decomposition of \mathcal{PA} which goes over to a cellular decomposition of S^2 on shrinking the 2 boundary components to points. Letting V, E and F be the number of vertices, edges and faces, the fact that $\chi(S^2) = 2$ shows that on each component of the foliated surface \mathcal{TA} we have $V + 2 - E + F = 2$. Each tile has four edges and each edge is an edge of exactly 2 tiles, so that $E = 2F$. Combining this with the previous equation we learn that $V = F$. Let v_ϵ (resp. s_ϵ) be the number of vertices (resp. singularities) of sign ϵ in \mathcal{PA} . Since there is exactly one singularity of either sign in each tile, it follows that

$$(3) \quad (v_+ + v_-) = (s_+ + s_-).$$

The signed vertices and singularities also detect the Bennequin invariant. If we view the braids X_+ and X_- as transversal knots, TX_+ and TX_- in the standard contact structure of \mathbb{R}^3 , then the isotopy across \mathcal{CA} corresponds to a transversal isotopy only if $\beta(TX_+) = \beta(TX_-)$:

$$(4) \quad \beta(X_+) - \beta(X_-) = (v_+ - v_-) - (s_+ - s_-) = 0.$$

Using Equations (3) and (4), it follows that if \mathcal{CA} is swept out during a transversal isotopy, then:

$$(5) \quad v_+ = s_+ \text{ and } v_- = s_-.$$

Equation (5) We now wish to apply our knowledge about transversal isotopies to a specific situation. Let $X \in \mathcal{X}$ by a braid in braid structure (\mathbf{H}, \mathbf{A}) such that $X \in \mathcal{B}_{min}(\mathcal{X})$. Let $T\Delta \subset \mathbb{R}^3$ be an embedded disc, with boundary $\partial(T\Delta)$ the union of two intervals $a_1 \cup a_2$, where:

1. $a_1 \subset X$.
2. $(X \setminus a_1) \cup a_2 = X' \in \mathcal{B}(\mathcal{X})$. In particular, $X \cap \text{int}(T\Delta) = \emptyset$ and X' is isotopic to X by the motion of a_2 to a_1 across $T\Delta$.
3. The positioning of $T\Delta$ in (\mathbf{H}, \mathbf{A}) is such that the braid foliation of $T\Delta$ is either by parallel arcs transverse to the boundary, or is the union of tiles from Figure 7 with the exception that we allow the foliation of $T\Delta$ to have two cusp points near the points $a_1 \cap a_2$.
4. Orienting $T\Delta$ so as to be consistent with the orientation of a_2 , the tiling of $T\Delta$ is such that $(v_+ - v_-) - (s_+ - s_-) = 0$. Thus, the graph $X \cup a_2$ is in braid position and its edges have a natural orientations.

We call such a disc $T\Delta$ a transversal disc between X and X' .

Before we can state our next lemma, we need one more concept about braid foliations. It is to be expected that the union of the singular leaves will contain most of the information about the braid foliation, but in our situation there is additional information. The parity information associated with the vertices and singularities of a braid foliation allows us to define four graphs $G_{+,+}, G_{+,-}, G_{-,+}$ and $G_{-,-}$. Let $G_{\epsilon,\delta}$, where ϵ and δ are \pm , be the graph that contains the

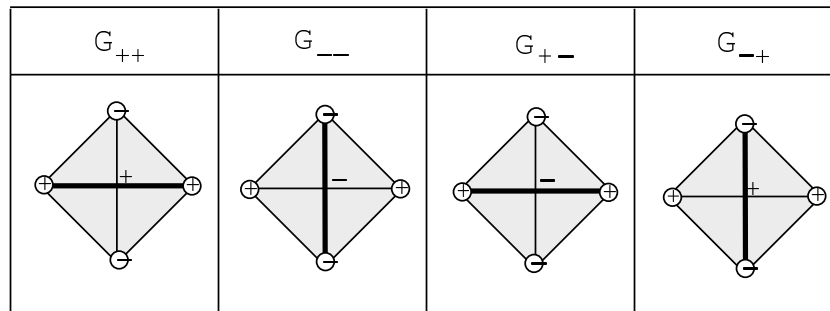


Figure 8: The graph $G_{\epsilon,\delta}$ includes all singular leaves through vertices of sign ϵ and singularities of sign δ . The thick edges illustrate the passage of $G_{+,+}, G_{-,-}, G_{+,-}, G_{-,+}$ through a bb -tile.

vertices of sign ϵ and connects them together using edges that are contained in singular leaves of sign δ . By definition $G_{\epsilon,\delta} \cap G_{-\epsilon,-\delta} = \emptyset$. See Figure 8, which illustrates how the 4 graphs intersect

a bb -tile. The reader should not have any difficulty in seeing how the 4 graphs pass through the tiles in Figure 7. Observe that for all the other tiles there will be vertex endpoints of the graphs on the boundary, because the singular leaves have endpoints on the boundary.

Lemma 3 *Let $T\Delta$ be a transversal disc between the braids X and X' . Then, when X and X' are viewed as transversal knots in the standard contact structure, the isotopy across $T\Delta$ is a transversal isotopy. In particular, if $\mathcal{C} \subset G_{+,+}$ (resp. $G_{-,-}$) is a component of the graph in $T\Delta$ then \mathcal{C} is a tree having a single endpoint on a_1 (resp. a_2).*

Proof: From [11] we know that a positive stabilization or destabilization corresponds to a transversal isotopy. From Subsection 3.3 of [7] we know if $\delta \subset T\Delta$ is a regular neighborhood of a single edge of $G_{-,-}$ which has an endpoint on a_2 then the isotopy of a_2 across δ corresponds to a positive stabilization of a_2 . Similarly, if $v \subset G_{+,+}$ is an endpoint of a component and, also, a valence one vertex in the foliation of $T\Delta$ then from Subsection 3.3 of [7] we know we can eliminate v by a positive destabilization. Thus, if every component of $G_{-,-}$ is a tree having a single endpoint on a_2 we can eliminate the graph $G_{-,-}$ through a sequence of positive stabilizations of a_2 . All that will remain is the graph $G_{+,+}$. If the components of $G_{+,+}$ are trees each having an endpoint on a_1 then through a sequence of positive destabilizations (starting at vertex endpoints) we can eliminate the components of $G_{+,+}$. What will remain of $T\Delta$ will be trivially foliated and an isotopy across a trivially foliated transverse tab corresponds to a braid isotopy in the complement of \mathbf{A} . But, such braid isotopies are transversal isotopies. Thus, to establish the main assertion of the lemma we need to establish the assertions that the components of our graphs $G_{\pm,\pm}$ are trees having endpoints on the appropriate a_i arc of $T\Delta$.

The initial fact that each component of $G_{\pm,\pm}$ must be a tree follows from Theorem 3.1 of [5]. We also learn from Theorem 3.1 of [5] that if $\mathcal{C} \subset G_{+,+}$ has more than one endpoint on a_1 then after a sequence of braid isotopies (which are in the form of change of fibration) and exchange moves, we can destabilize a_1 . But this would imply that X was not of minimal braid index. So any component of $G_{+,+}$ can have at most one endpoint on a_1 . Now notice that for those components of $G_{+,+}$ having a single endpoint on a_1 the number of positive vertices equals the number of singularities. And, for those that don't have an endpoint on a_1 the number of positive vertices is always one more than the number of singularities. But, since $v_+ = s_+$ we have to have all components of $G_{+,+}$ having an endpoint on a_1 . Finally, if $\mathcal{C} \subset G_{-,-}$ is a component that has more than one endpoint on a_2 then there is a path in \mathcal{C} that splits off a subdisc of $T\Delta$ that contains a component of $\mathcal{C}' \subset G_{+,+}$. But, then \mathcal{C}' could not have an endpoint on a_1 , which contradicts what we just proved. \parallel

We need a few more definitions before we can state our main application of Lemma 3, i.e. Proposition 2 below. We say that a clasp arc $\gamma \subset \mathcal{TA}$ is short if for X_+ (resp. X_-) if there exists a some triangular disc $\Delta_+ \subset \mathcal{PA}$ (resp. $\Delta_- \subset \mathcal{PA}$) such that $a_1 \cup a_2 \cup a_3 = \partial\Delta_+$ (resp. $= \partial\Delta_-$) where a_1 is contained in an α_+ -arc (resp. α_- -arc); $a_2 = \gamma_+$ (resp. $= \gamma_-$); $a_3 \subset e^{-1}(X_+)$ (resp. $e^{-1}(X_-)$); and, Δ_+ (resp. Δ_-) is trivially foliated.

We say that a clasp arc γ_- (resp. γ_+) is parallel to a component \mathcal{C} of G_{++} (resp. G_{--}). if there exists an edgepath $\mathcal{E} \subset \mathcal{C}$ and a rectangular disc $R \subset \mathcal{PA}$ such that;

1. $\partial R = a_1 \cup a_2 \cup a_3 \cup a_4$, where $a_1 = \gamma_-$ (resp. $a_1 = \gamma_+$), a_2 is a subarc contained in a leaf of the foliation, $a_3 \subset X_-$ (resp. $a_3 \subset X_+$) and $a_4 = \mathcal{E}$.

2. $\text{int}(R)$ does not contain any vertices or singularities of the foliation.

(A foliated neighborhood of the edgepath \mathcal{E} which contains γ_- (or γ_+) and only the vertices and singularities in \mathcal{E} will play the part that tab neighborhoods of clasp arcs played in [7].)

Proposition 2 *Let \mathcal{TX} be a transversal oriented knot type and (TX_+, TX_-) be a pair of transversal closed braids which represent \mathcal{TX} . Assume that the braid index $b(TX_+) = b(TX_-) = m$, where m is minimal for all closed braid representatives of the topological knot type \mathcal{X} . Then the transversal clasp annulus \mathcal{TA} associated with (TX_+, TX_-) supports a braid foliation, which satisfies the following conditions:*

- (a) *The leaves of the the braid foliation are type s_- , a_+ , a_- or b -arcs and the singularities correspond to those listed in Figure 7.*
- (b) *The components of $G_{+,+}$ (resp. $G_{-,-}$) are trees, having a single endpoint on TX_- (resp. TX_+).*
- (c) *For each clasp arc $\gamma^i \subset \mathcal{TA}$ at least one of its associated pre-images $\gamma_+^i, \gamma_-^i \subset \mathcal{PA}$ is either short or is parallel to an edgepath in the pre-image of $G_{\epsilon, \epsilon}$.*

Proof: Our proof will use Lemma 3. Let \mathcal{TA} be a transversal clasp annulus associated with the pair (TX_+, TX_-) . Inside the pre-image \mathcal{PA} we have the pre-image of the clasp arcs $\{\gamma_+^1, \gamma_-^1, \dots, \gamma_+^k, \gamma_-^k\}$ and their extension arcs $\{g_+^1, g_-^1, \dots, g_+^k, g_-^k\}$. Recall that we have the graph

$$\mathcal{G} = TX_+ \cup TX_- \cup (\cup_{1 \leq i \leq k} \gamma^i) \cup (\cup_{1 \leq i \leq k} e(g_+^i)) \cup (\cup_{1 \leq i \leq k} e(g_-^i)),$$

and that it is both in braid position and transverse to the standard contact structure. By a small isotopy near the vertices of this graph we can assume that it is differentiable. Thus, in \mathcal{PA} each edgepath $g_\pm^i \cup \gamma_\pm^i$ will split off a subdisc of \mathcal{PA} that has two cusps.

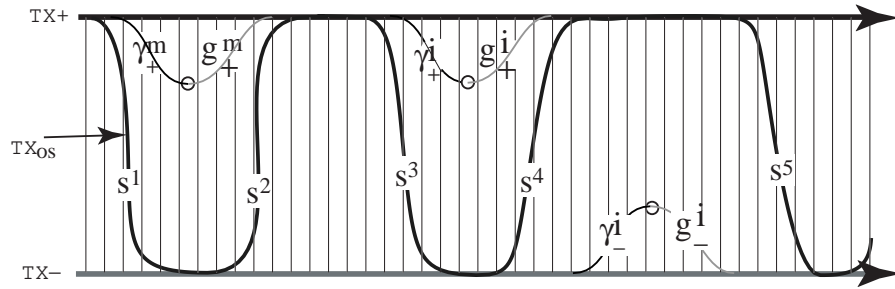


Figure 9: The graph \mathcal{G} , as it appears in the annulus \mathcal{PA} .

We now use the fact that the edgepaths $\{(g_+^1 \cup \gamma_+^1), (g_-^1 \cup \gamma_-^1), \dots, (g_+^k \cup \gamma_+^k), (g_-^k \cup \gamma_-^k)\} \subset \mathcal{PA}$ are staggered. Let $\Lambda = \{s^1, \dots, s^l\} \subset \mathcal{PA}$ be a set of leaves in the pre-image of the characteristic foliation of \mathcal{TA} such that:

- (i) Each component of $\mathcal{PA} \setminus \Lambda$ is a subdisc that contains at most one $g_\pm^i \cup \gamma_\pm^i$ edgepath. (We allow for the possibility that a component contains no such edgepath.)

- (ii) By a small isotopy, the components of $\Lambda \subset \mathcal{PA}$ can be made transverse to the characteristic foliation so that the graph $TX_+ \cup TX_- \cup e(\Lambda)$ is: differentiable and transverse in the standard contact structure; and, there is a smooth loop $TX_{os} \subset TX_+ \cup TX_- \cup e(\Lambda)$ that *oscillates* away from the clasps; i.e. there exists arcs $\{x_+^1, \dots, x_+^l\} \subset TX_+$ and $\{x_-^1, \dots, x_-^l\} \subset TX_-$ such that, when the leave of $e(\Lambda)$ are positioned transversal in \mathcal{TA} the smooth loop $TX_{os} = x_+^1 \cup s^1 \cup x_-^1 \cup s^2 \cup x_+^2 \cup s^3 \cup x_-^3 \cup \dots \cup s^{2l}$ does not intersect any clasp arcs.

Notice that $TX_{os} \subset \mathcal{TA}$ is transversally isotopic to TX_+ , to TX_0 and to TX_- .

We now consider the expanded graph

$$\Gamma = TX_+ \cup TX_- \cup TX_{os} \cup (\cup_{1 \leq i \leq k} \gamma^i) \cup (\cup_{1 \leq i \leq k} e(g_+^i)) \cup (\cup_{1 \leq i \leq k} e(g_-^i)) \subset \mathcal{TA}$$

The graph Γ is a transversal graph in the standard contact structure. Except for the portion of it that corresponds to $e(\Lambda)$, it is also a braided graph. We now make it entirely braided by applying first the Bennequin trick to $e(\Lambda)$ then extending this transversal isotopy of Γ to all of (\mathbb{R}^3, ξ) by Eliashberg's Lemma (Lemma 2). The resulting \mathcal{TA} will still be a transversal clasp annulus with TX_{os} now being in braid position.

We claim that the braid foliation on \mathcal{TA} must be a tiling. If it is not then there will exist a leaf in the braid foliation of $c \subset \mathcal{TA}$ that is a circle. But, notice that, due to the fact the Γ is in braid position, its edges can be consistently oriented. Thus, $c \cap \Gamma = \emptyset$ due to orientation considerations. We then have $c \subset \mathcal{TA} \setminus \Gamma$ and c will therefore bound an embedded disc $\Delta_c \subset \mathcal{TA}$. Since $c \subset H_\theta$ for some $H_\theta \in \mathbf{H}$ we see that it also bounds a $\Delta_\theta \subset H_\theta$ which, without loss of generality, we can assume is inner most in H_θ . After smoothing the corners around c we will have a smooth 2-sphere $\Delta_c \cup_c \Delta_\theta$ whose characteristic foliation will be radial in $\Delta_\theta (\subset \Delta_c \cup_c \Delta_\theta \cong S^2)$ with one elliptic point. So the characteristic foliation on Δ_c must also have an elliptic point. But, $\Delta_c \subset \mathcal{TA}$ and the characteristic foliation on \mathcal{TA} is trivial. We conclude that the circle leaf c could not have existed in the braid foliation of \mathcal{TA} . Thus \mathcal{TA} is tiled.

Next we establish that each clasp arc γ^i is associated to the preimage of either a short clasp arc or a parallel clasp arc in \mathcal{PA} . So let $\mathcal{E}_-^i = \gamma_-^i \cup g_-^i \subset \mathcal{PA}$ be a clasp arc and its extension. Notice that $e(\mathcal{E}_-^i) \subset \mathcal{TA}$ splits off an embedded disc, $T\Delta_-^i \subset \mathcal{TA}$, that has an induced trivial characteristic foliation. So there is a transversal isotopy of $e(\mathcal{E}_-^i)$ cross $T\Delta_-^i$ into TX_- . Our initial goal is to establish that $T\Delta_-^i$ is a transversal disc. But, this is clear because when we consider the braid foliation of \mathcal{TA} restricted to $T\Delta_-^i$ we see that it has an induced tiling and that one of its boundary arcs is on a braid of minimal index. Moreover, since $T\Delta_-^i$ illustrates a transversal isotopy, for the tiling of $T\Delta_-^i$ we have the equation $(v_+ - v_-) - (s_+ - s_-) = 0$.

It is possible that we have this equation for $T\Delta_-^i$ because each value is zero. In this case the induced braid foliation on $T\Delta_-^i$ is trivial and γ_-^i is short. So assume the braid foliation on $T\Delta_-^i$ is non-trivial. Then we apply Lemma 3 and conclude that every component of $G_{\epsilon, \epsilon}$, $\epsilon = \pm$, is a tree, also each component of $G_{-, -}$ will have one endpoint on $e(\mathcal{E}_-^i)$, and each component of $G_{+, +}$ will have one endpoint on TX_- . We can assume that the endpoints of $G_{-, -}$ on $e(\mathcal{E}_-^i)$ are away from the point $e(\gamma_-^i \cap g_-^i) \subset TX_+$ which cannot be moved. Now, by stabilizing positively $e(\mathcal{E}_-^i)$ along the components of $G_{-, -}$ in $T\Delta_-^i$ we can force the elimination of $G_{-, -}$ in the resulting transversal disc, which by abuse of notation we still call $T\Delta_-^i$. We now eliminate the endpoint

vertices of any component of $G_{+,+}$ in $T\Delta_{+,+}$ via positive destabilization, i.e. we eliminate valence one vertices of $G_{+,+}$ in $T\Delta_-^i$. (See Subsections 3.3 and 4.3 of [7].) This can be done so long as the neighborhood of the valence one vertex does not contain the point $e(\gamma_-^i \cap g_-^i)$. After the elimination of all possible valence one vertices we will have the resulting $T\Delta_-^i$ containing only a linear component of $G_{+,+}$ and γ_-^i will, thus, be parallel to an edgepath in $G_{+,+}$.

Finally, we notice that $TX_{os} \subset \mathcal{TA}$ decomposes \mathcal{TA} into a union of transversal discs. The reasoning is similar to that of why $T\Delta_-^i$ was a transversal disc. Namely, any disc component $T\Delta \subset \mathcal{TA} \setminus TX_{os}$ is an embedded disc having a trivial characteristic foliation coming from the characteristic foliation of \mathcal{TA} . Thus, an isotopy of TX_{os} across $T\Delta$ is a transversal isotopy. This implies that for the braid foliation on \mathcal{TA} restricted to $T\Delta$ we again have the equation $(v_+ - v_-) - (s_+ - s_-) = 0$. Applying Lemma 3 to $T\Delta$ we see that, since one boundary arc of $\partial T\Delta$ is on a braid of minimal index, the components of $G_{e,\epsilon}$ are trees having endpoints on the appropriate subarcs of the boundary of $T\Delta$. This implies that the components of $G_{e,\epsilon} \subset \mathcal{TA}$ are trees having single endpoints on TX_ϵ . Our proof is complete. \parallel

2.4 A weak transversal MTWS

We are now ready to state and prove our transverse version of the MTWS.

By Proposition 1 we know that there is a transversal clasp annulus \mathcal{TA} associated to any pair (TX_+, TX_-) . The characteristic foliation on \mathcal{TA} , which is trivial, illustrates that the isotopy of TX_+ to TX_- through \mathcal{TA} is in fact a transversal isotopy. We also have a second foliation on \mathcal{TA} , the singular braid foliation that is induced by the intersection of \mathcal{TA} with the half-planes of the standard braid fibration \mathbf{H} of \mathbb{R}^3 . In [7] this braid foliation was used to construct templates $(\mathcal{D}_+, \mathcal{D}_-)$ of the MTWS. Specifically, using the graphs $G_{e,\delta}$ coming from the braid foliation, stabilizations and destabilizations along singular leaves in the complement of clasp arcs went to make up the isotopies used in the sequences taking \mathcal{D}_+ to \mathcal{D}_- . However, our main concern, in [7], was in controlling the change in braid index in the passage from \mathcal{D}_+ to \mathcal{D}_- .

Our concern here is somewhat different. Suppose we have a template $(\mathcal{D}_+, \mathcal{D}_-)$ such that, when TX_+ and TX_- are viewed as braids, we see that \mathcal{D}_+ carries TX_+ and \mathcal{D}_- carries TX_- via a common braiding assignment to the blocks of our template. We ask whether there is a Markov tower which takes \mathcal{D}_+ to \mathcal{D}_- using only positive stabilizations/destabilizations of braid isotopies? In other words, by equation 2, is there a transversal isotopy from \mathcal{D}_+ to \mathcal{D}_- ? Having the templates in hand, we are willing to decompose the isotopy into the moves in a markov tower. Our only concern is whether that tower can be realized by transversal isotopies.

Recall the notation $\mathcal{T}(m, n)$ for the set of all templates in Theorem 1. A template will be said to be a transversal template if there is sequence of positive stabilizations, positive destabilizations and braid isotopies that take \mathcal{D}_+ to \mathcal{D}_- . Our weak transversal MTWS is:

Theorem 2 (A weak transversal MTWS) *Let \mathcal{TK} be a transversal oriented knot type and let (TX_+, TX_-) be a pair of transversal closed braids which represent \mathcal{TK} . Assume that the braid index $b(TX_+) = b(TX_-) = m$, where m is minimal for all closed braid representatives of the topological knot type \mathcal{K} . Then there exists TX'_+ and $TX'_- \in \mathcal{B}_{min}(\mathcal{K})$, and a transversal template $(\mathcal{D}_+, \mathcal{D}_-) \in \mathcal{T}(m, m)$ such that:*

- (1) TX_+ (resp. TX_-) is exchange equivalent to TX'_+ (resp. TX'_-). In particular, TX_+ (resp. TX_-) is transversally isotopic to TX'_+ (resp. TX'_-).
- (2) TX'_+ is carried by \mathcal{D}_+ and TX'_- is carried by \mathcal{D}_- , via a common braiding assignment to \mathcal{D}_+ and \mathcal{D}_- .

The reader who is interested mainly in the applications to contact topology may now wish to skip ahead to the applications in Section 3 in this paper. On the other hand, the reader who has studied [7] should have little difficulty in following the proof of Theorem 2, below.

Proof of Theorem 2: Our proof will depend on the proof in [7] of Theorem 1, stated above. We will pinpoint the precise sections of [7] which are needed as they are used in our proof of Theorem 2 by giving section numbers and section headings (which we highlight with italics) from [7].

We are given the transversal closed braids (TX_+, TX_-) which represent the transversal knot type \mathcal{TX} . By the construction in Proposition 1 we know that there is an associated transversal clasp annulus for (TX_+, TX_-) . By Proposition 2 we know that such a transversal clasp annulus will have a braid foliation such that: the components of $G_{+,+}$ and $G_{-,-}$ will be trees each having a single endpoint on the appropriate boundary curve of \mathcal{TA} ; and each clasp arc will either be short, or parallel to a component of $G_{+,+}$ or $G_{-,-}$. This is equivalent, in the language of [7], to saying that the clasp arcs have been placed in tab neighborhoods. See Subsection 4.3 of [7], *Construction of the tabs*.

We ask whether the constructions in Subsection 4.4, *The two finger moves*, and 4.5, *Creating symmetric normal neighborhoods of the clasp arcs*, of [7] can be used to produce symmetric normal neighborhoods for our transverse clasp arcs? It is easy to check that the finger moves preserve the fact that our graphs are trees. Another way to see the same thing is to observe that all the alterations to the braid foliation of \mathcal{TA} which are used in Section 4.5 of [7] preserve the Bennequin number equality $(v_+ - v_-) - (s_+ - s_-) = 0$. Thus the clasp arcs in our transversal clasp annulus can be assumed to have symmetric normal neighborhoods, as established in Section 4.5 of [7].

Moving on, Section 5 of [7] describes (in the topological setting) the ways in which one pushes X_+ across \mathcal{CA} to X_- . These are the tools that are used to construct the templates of [7]. We can of course, drop the restrictions to transverse knots and consider our TX_+ and TX_- as X_+ and X_- , and follow the moves used in [7] to push across \mathcal{CA} . The question we need to address is whether those moves can be realized by transversal isotopy?

Clearly the complexity function of Section 5.1 of [7] is equally valid with or without the extra structure provided by contact topology.

We turn our attention to Subsection 5.2, *Pushing across \mathcal{CA} with exchange moves and destabilizations*. The alterations that are used in the proof of Proposition 5.2.1 are (i) destabilizations of X_+ , (ii) exchange moves and (iii) changes in fibration. However, destabilizations of X_+ cannot occur in our situation because of our assumption that the topological braid index of TX_+ is minimal. It was proved in [11] that exchange moves can always be realized by transversal isotopy. Note that exchange moves on TX_+ (resp. TX_-) do not change the fact that $G_{+,+}$ (resp. $G_{-,-}$) is a union of trees. As for changes in fibration, they are realized by braid isotopy. By Lemmas 1 and 2 of this paper, the required braid isotopies can be realized

by transversal isotopies. So we can assume that we are in the situation at the end of Section 5.2 of [7]. Putting this another way (see Section 6.1 of [7]) we can assume that we have replaced the original pair of closed braids (TX_+, TX_-) by the new pair of transversal closed braids (TX'_+, TX'_-) of assertion (1) of Theorem 2 of this paper.

We move on to Subsections 5.3 and 5.4, where microflypes and flypes are used to shorten the clasp arcs and push across \mathcal{CA} . By the construction in [7] all of the flypes can be decomposed into stabilizations, microflypes, and destabilizations. The parity for the microflypes is totally dependent on whether the clasp arcs are parallel to one of the graphs $G_{\epsilon, \epsilon}$ on the one hand, or one of the graphs $G_{\epsilon, -\epsilon}$ on the other hand. Since all of our clasp arcs are either short or parallel to $G_{+,+}$ or $G_{-,-}$, it follows that in the braid foliation of our \mathcal{TA}' any microflype across a thin annulus will be realizable by a transversal isotopy. When the microflypes are reconstituted into a larger flype, the amalgamating conditions insure that the signs are consistent, showing that the resulting flypes are all transverse. The same is true in Section 5.6 of [7], *Pushing across a region with a G-flype foliation*, where we study the amalgamation of flypes into G-flypes. The resulting G-flypes will all be transversal because our graphs $G_{+,+}$ and $G_{-,-}$ have the needed sign data for transversal isotopy, and because without consistent signs there can be no amalgamation of flypes into G-flypes.

We pass to G-exchange moves, studied in Section 5.7. While G-exchange moves are nothing more than inter-related sequences of exchange moves, it seems possible that the ‘looping’ of strands which is needed for the G-exchange moves (illustrated nicely in the example of Figure 10 of [7]) might not be transversal. However, when we look more carefully at G-exchange moves, we see that they can always be replaced by sequences of stabilizations, braid isotopies and destabilizations (see Figure 5 of [7]), and the signs of the stabilizations and destabilizations can be chosen to be either positive or negative for exchange moves, so again (at the expense of giving up the global nature of the moves, which are not the issue for us here), we have transversal isotopies.

Finally, for a motion across a standard annulus, discussed in Subsection 5.8 of [7], *Pushing across a standard annulus*, we need to consider whether the components of $G_{+,+}$ and $G_{-,-}$ are homotopic to S^1 or to the unit interval. If the former, then the motion across a standard annulus will always require a negative stabilization and destabilization. If they are homotopic to an interval, the motion will utilize one positive stabilization, some number of exchange moves, and one positive destabilization. But since \mathcal{TA}' satisfies the conclusions of Proposition 2, the components of $G_{+,+}$ and $G_{-,-}$ will be homotopic to intervals and the motion will correspond to a transversal isotopy.

The recipe of Subsection 5.5 of [7], *Constructing the template $(\mathcal{D}_+, \mathcal{D}_-)$* , now tells us how to construct a template $(\mathcal{D}_+, \mathcal{D}_-)$ that carries the pair (TX'_+, TX'_-) . We have proved that $(\mathcal{D}_+, \mathcal{D}_-)$ is in fact a transversal clasp annulus, because we proved that every move that is needed can be realized by a transversal isotopy. The proof of Theorem 2 is complete. \parallel

Remark: The main way in which our transversal MTWS is restrictive and therefore ‘weak’ is as follows. In [7] we required X_- to have minimal braid index, but here we require both TX_+ and TX_- to have minimal topological braid index. Notice that this places a very severe restriction on the transversal knot types which are covered, because in the generic case one expects that only very special transversal knot types, for example those which have maximal Bennequin invariant, will be represented by closed braids with minimum topological braid index.

3 Transversal simplicity and its failure

In the following subsections we develop our examples illustrating the failure of transversal simplicity. In particular, we will produce examples of pairs of closed braids, (X_+, X_-) such that: $X_+, X_- \in \mathcal{B}_{\min}(\mathcal{X})$; their associated transversal knots TX_+ and TX_- will have $\beta(TX_+) = \beta(TX_-)$; but, TX_+ is not transversally isotopic to TX_- . Our over-riding strategy will be to employ Theorem 1 and Theorem 2 through the following line of reasoning.

Suppose that TX_+ and TX_- were transversally isotopic. Then by Theorem 2, there must be a transversal template $(\mathcal{D}_+, \mathcal{D}_-)$ that carries the pair (X_+, X_-) . By Theorem 1 we know that there will only be finitely many possible templates, and we will have judiciously chosen (X_+, X_-) so that $(\mathcal{D}_+, \mathcal{D}_-)$ is the unique template of $\mathcal{T}(m, m)$ that carries (X_+, X_-) . We will then demonstrate that $(\mathcal{D}_+, \mathcal{D}_-)$ also carries links (Y_+, Y_-) for which component-wise the Bennequin invariant is not preserved. This will establish that $(\mathcal{D}_+, \mathcal{D}_-)$ could not have been a transversal template.

In Subsection 3.1 we carry out this line of reasoning for $m = 3$. We will produce explicit examples of pairs of 3-braids that fail to be transversally simple. To-date these are the only known explicit examples. This is due to the fact that the set $\mathcal{T}(3, 3)$ has been explicitly calculated [10, 19]. (In [13] it is only shown that there exists pairs of cable knots that fail to be transversally simple, but their explicit positioning in the contact structure of \mathbb{R}^3 is not given.) These examples relate to item (1) of Section 1.

Subsection 3.2 is a stepping stone to 3.3. In particular, we produce a template of $\mathcal{T}(6, 6)$ that illustrates the existence of pairs of (X_+, X_-) with $X_+, X_- \in \mathcal{B}_{\min}(\mathcal{X})$, but $\beta(X_+) \neq \beta(X_-)$. We will also give an application to the Morton-Franks-Williams inequality in topology.

In Subsection 3.3 we carry out our line of reasoning for $m = 12$. The examples we produce are not explicit, since we rely heavily on the existence portion of Theorem 1 and the set $\mathcal{T}(12, 12)$ is not well understood. These examples relate to item 3.

3.1 The failure of transversal simplicity for certain 3-braids

Theorem 3 *There exist infinitely many transversal knot types of braid index 3 which are not transversally simple. In particular, consider the collection of infinitely many pairs of transversal knots (TX_+, TX_-) defined by the pairs of transversal closed 3-braids*

$$TX_+ = \sigma_1^{2p+1} \sigma_2^{2r} \sigma_1^{2q} \sigma_2^{-1}, \quad TX_- = \sigma_1^{2p+1} \sigma_2^{-1} \sigma_1^{2q} \sigma_2^{2r},$$

where $p+1 \neq q \neq r$ and $p, q, r > 1$. Then, the transversal knot types \mathcal{TX}_+ and \mathcal{TX}_- associated to each pair belong to the same topological knot type and have the same β -invariant, but they do not represent the same transversal knot type.

Proof of Theorem 3. To begin we verify that $[\mathcal{TX}_+]_{\text{top}} = [\mathcal{TX}_-]_{\text{top}}$ and $\beta(TX_+) = \beta(TX_-)$. The closed braids TX_+ and TX_- of Theorem 3 are carried by the negative flype template, with the strands all assigned weight 1. The braiding assignments to the blocks are σ_1^{2p+1} , σ_2^{2r} and σ_1^{2q} to P, R and Q respectively. There is a template isotopy from the left diagram to the right diagram which preserve knot or link type for any braiding assignment to the blocks, so $[\mathcal{TX}_+]_{\text{top}} = [\mathcal{TX}_-]_{\text{top}}$. If a transversal knot is defined by a closed braid TX , then its β -invariant is

given by the difference between the algebraic crossing number of the diagram and the braid index, therefore $\beta(TX_+) = \beta(TX_-) = 2p + 2r + 2q - 3$, as claimed.

Let us assume that there is a transversal isotopy from the transverse closed braid TX_+ to the transverse closed braid TX_- . Theorem 2 would imply that there is a transversal 3-braid template that carries the braid $[TX_+]_{top}$ and $[TX_-]_{top}$. However, we know that every transverse isotopy is also a topological isotopy, and we know a great deal about knots that are defined by closed 3-braids, so we can place restrictions on the topological isotopy. Let $\mathcal{K} = [TX_+]_{top} = [TX_-]_{top}$ be the topological knot type that is defined by the transverse closed braids TX_+, TX_- of Theorem 3. By the main theorem in [10], a knot which is determined by a closed 3-braid admits a unique braid isotopy class of closed 3-braid representatives, with the following exceptions:

- the unknot, which has exactly 3 braid isotopy classes of 3-braid representatives, namely the braid isotopy classes of the closed 3-braids $\sigma_1^\mu \sigma_2^\tau$, where $(\mu, \tau) \in \{(1, 1), (-1, -1), (1, -1)\}$;
- type $(2, k)$ torus knots, where k is odd and $|k| \neq 1$ which have two braid isotopy classes of 3-braid representatives, namely the conjugacy classes in B_3 of $\sigma_1^k \sigma_2^\mu$, where $\mu = \pm 1$, and
- certain links with braid index 3 which have two 3-braid representatives, related by a positive or negative 3-braid flype.

From this it follows that exactly 4 templates are needed to describe the moves of the MTWS, in the special case where X_+ and X_- are closed 3-braids which define a knot of braid index at most 3: the two destabilization templates of Figure 2 and the two 3-braid flype templates of Figure 4. In particular, every knot or link which is represented as a closed 3-braid either has a closed braid representative which is unique up to braid isotopy, or it is carried by one of these 4 templates. (We note that, while the exchange move template supports knots and links of braid index 3, it can be replaced by braid isotopy for prime knots and links of braid index at most 3.)

Theorem 1 of [21] asserts that two closed 3-braids are isotopic in the complement of the braid axis if and only if the associated elements in the 3-string braid group are conjugate in B_3 . Using the solution to the conjugacy problem which is given in [23] (it's due to Otto Schreier, 1936) we selected our examples so that their conjugacy classes do not define the unknot or a type $(2, n)$ -torus knot, and therefore actually have braid index 3. We also chose them so that we are certain that the conjugacy classes of TX_+ and TX_- are actually distinct. Thus the only possibilities, in the topological setting, are that our examples are carried by the positive or negative flype templates. Since we know that transversal knots that are carried by the positive flype template are transversally isotopic, we need to choose the examples so that they are not carried by both flype templates. For that, we turn to [19], where it is shown that the closed braid $\sigma_1^u \sigma_2^v \sigma_1^w \sigma_2^\epsilon$ admits a flype of sign ϵ and also a flype of sign $-\epsilon$ if and only if $u = -\epsilon$ or $w = -\epsilon$ or $v = -2\epsilon$. So we chose our examples to avoid that possibility too.

We have shown that the only possibility, for the particular examples that we chose, is that the transversal isotopy which we assumed exists from TX_+ to TX_- determines, in the topological setting, a negative flype. Thus, our examples are uniquely carried by a single template in $\mathcal{T}(3, 3)$, a negative flying 3-braid template. And, by Theorem 2 the assumption that TX_+ and TX_- are transversally isotopic implies this unique template is a transversal template.

We now show that this template isotopy cannot be a transversal isotopy. Here is the reason. A key point about the definition of a template (and this is a very strong aspect of the MTWS) is

that for every fixed choice of braiding assignments to the blocks the resulting closed braids represent the same oriented link type \mathcal{X} . For example choose the braiding assignments $\sigma_1^3, \sigma_2^4, \sigma_1^{-5}$ to the blocks P, R, Q . This braiding assignment gives a 2-component link $L_1 \sqcup L_2$ which has two distinct isotopy classes of closed 3-braid representatives. If L_1 is the component associated to the left strand entering the block P , then $\beta(L_1) = -1$ and $\beta(L_2) = -3$ before the flype, but after the flype the representative will be $\sigma_1^3 \sigma_2^{-1} \sigma_1^{-5} \sigma_2^4$, with $\beta(L_1) = -3$ and $\beta(L_2) = -1$. By Proposition 2.1.2 of [12] a transversal isotopy of a knot/link extends to an ambient transversal isotopy of the 3-sphere. However, any transversal isotopy of $L_1 \sqcup L_2$ must preserve the β -invariants of the components, so no such transversal isotopy exists, a contradiction of our assumption that TX_+ and TX_- are transversally isotopic. \parallel

3.2 An interesting family of 6-braid examples, and an application to topology

We turn our attention to different matters, and prove a result that has topological as well as transverse implications.

Theorem 4 *There exist infinitely many topological knot types which have pairs of closed braid representatives, both of minimal braid index n , but having distinct algebraic crossing number.*

Proof: We refer the reader to the pair of block-strand diagrams $(\mathcal{D}_+^6, \mathcal{D}_-^6)$ in the template \mathcal{T}^6 in Figure 10. (Look ahead to Figure 12 for a proof that there is a template isotopy taking $\mathcal{D}_+^6 \rightarrow \mathcal{D}_-^6$.) The template \mathcal{T}^6 was discovered in the course of the proof of the MTWS in [7]. Since the blocks do not change during the passage from $\mathcal{D}_+^6 \rightarrow \mathcal{D}_-^6$, one may compute the change in the β -invariant by counting the signed crossings of the strands (ignoring what happens inside the blocks), and a quick check shows this to be $+3$ on \mathcal{D}_+^6 and $+1$ on \mathcal{D}_-^6 . However, while we know that both \mathcal{D}_+^6 and \mathcal{D}_-^6 have braid index 6, we don't yet know whether we can find a knot of braid index 6 that is supported on \mathcal{T}^6 , and has no representative of smaller braid index.

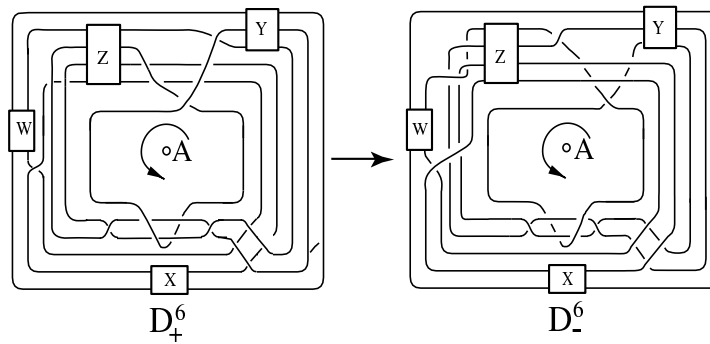


Figure 10: An interesting 6-braid template $\mathcal{T}^6 = (\mathcal{D}_+^6, \mathcal{D}_-^6)$.

To begin to settle that question, observe that the strands of a block-strand diagram are always oriented anticlockwise in our cylindrical coordinates. Each strand has an initial (resp. terminal) point where it exits (resp. enters) one of the blocks, and to distinguish the strands we label them by their initial and terminal points, for example in \mathcal{D}_+^6 strand $ZW(1, 2)$ is the strand that exits

block Z in position 1 (largest ρ coordinate) and enters block W in position 2, smallest ρ coordinate.

Our first observation with regard to the braid index of knots carried by \mathcal{D}_+^6 is that if we assign the identity braid to blocks W, X and Y and the 4-braid $\sigma_1^{-1}\sigma_3\sigma_2\sigma_1$ to block Z , we obtain a 5-component unlink which is carried by \mathcal{T}^6 . The unique strand which encircles \mathbf{A} completely is the strand $YZ(2, 2)$. So if every knot or link which is carried by \mathcal{T}^6 actually has braid index 5, it must follow that strand $YZ(2, 2)$ plays the role of a ‘trivial loop’ on every knot or link that is supported by \mathcal{T}^6 .

However, let us now examine the sub-template which is defined by only the strands $ZW(1, 2)$, $WX(1, 1)$, $XY(1, 1)$, $YZ(2, 2)$, $ZY(3, 3)$ and $YZ(3, 1)$. Give the braiding assignment σ_1 to the new W and the identity to the new X , and then using See Figure 11. This 3-braid template has 2

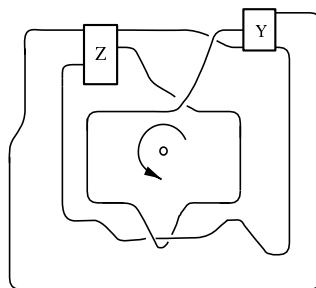


Figure 11: A sub-diagram \mathcal{D}_+^3 of the block-strand diagram \mathcal{D}_+^6 in Figure 10

blocks, both of braid index 2, sub-blocks of Y and Z respectively. It carries infinitely many 3-braids which admit flypes. Since flypes do not exist for 1 or 2-braids, there must be knots which are supported on it that have braid index 3. Since those closed braids all use the strand $YZ(2, 2)$ which was our unique candidate for a loop that could be deleted, it follows that \mathcal{T}^6 must have braid index 6.

Now, by Theorem 1 there are only a finite number of templates in the set $\mathcal{T}(\star, 6) = (\mathcal{T}(2, 6) \cup \mathcal{T}(3, 6) \cap \mathcal{T}(4, 6) \cap \mathcal{T}(5, 6))$. (For the set $\mathcal{T}(1, 6)$ there are no templates since by results in [9] every representative of the unknot is exchange reducible to a unique representative.) Thus, in order to produce a 6-braid carried by \mathcal{T}^6 we need only to insure that it is not carried by any of the template in the collection $\mathcal{T}(\star, 6)$. However, this is easily done by essential the argument in Proposition 1.2.1 of [7]. Thus, \mathcal{T}^6 carries infinitely many knots of braid index 6, and since every one can be assumed to be represented by a pair of transversal closed 6-braids, the theorem is proved. ||

It is important to note the way in which the finiteness of the MTWS was used to establish that \mathcal{T}^6 does in fact carry knots of index 6. The reason is that the know algebraic invariants do not establish this fact for any knot carried by \mathcal{T}^6 . To see this we review the history. In 1987 Vaughan Jones discovered a new family of topological invariants of knots and links, via representations of the braid groups onto certain Hecke algebras. See [18]. Soon after the discovery Hugh Morton [22] and, simultaneously and independently, John Franks and Robert Williams, realized that data

encoded in the HOMFLY polynomial of a knot \mathcal{K} gives a lower bound for the braid index of \mathcal{K} . We refer to their inequality as the MFW inequality.

To explain it, let \mathcal{K} be an oriented link, with HOMFLY polynomial $P_{\mathcal{K}}(v, z)$, where we use the particular parametrization in [22]. Choose any closed braid representative X of \mathcal{K} , and let d_- and d_+ be the maximum and minimum degrees of the variable v in $P_{\mathcal{K}}(v, z)$. Let $e(X)$ be the algebraic crossing number of X with respect to projection parallel to the z axis. Let $b(X)$ be the braid index of X . Then the MFW inequality asserts that:

$$(6) \quad e(X) - b(X) + 1 \leq d_- \leq d_+ \leq e(X) + b(X) - 1 \implies d_+ - d_- \leq 2(b(X) - 1)$$

The inequality was noticed because, up to the time of Jones' discoveries, there were very few tools available for the computation of braid index. Since the polynomials had been discovered via braids Jones was interested in giving some data in his paper. He therefore took upon himself the task of computing (by hand!) closed braid representatives for the 270 knots of at most 10 crossings in the standard tables, and of course he wanted to know whether his representatives actually realized minimum braid index for the given knots. So he checked them against the lower bound which was obtained by the MFW inequality. On page 379 of [18] one finds the following statement: "The MFW inequality is a wonderful thing...The author was totally unprepared for what he found in compiling Table 15.9. Of the more than 270 knots in the table, the MFW lower bound is sharp on all but 5 knots, i.e. the knots $9_{42}, 9_{49}, 10_{132}, 10_{150}$ and 10_{156} ."

We thus have the following resulting that put the 6-braid knots carried by \mathcal{T}^6 in the context of this history:

Corollary 1 *If a topological knot type \mathcal{K} has closed braid representatives X, X' of the same minimum braid index $b(\mathcal{K})$, but with $e(X) \neq e(X')$, as in the examples given in Theorem 4, then the MFW lower bound for the braid index cannot be sharp on those knots.*

Proof: Use the smaller value of $e(X)$ in the lower bound and the larger value of $e(X)$ in the upper bound in 6. The MFW inequality is computed from the difference between the two. ||

We asked the question: are the five closed 4-braids on which Jones' calculation fails all carried by a 4-braid template which has the property of the 6-braid template of the 6-braid template in Theorem 4? We were unable to answer that question.

3.3 The failure of transversal simplicity for certain 12-braids

We now offer one final method for constructing examples that illustrate the failure of transversal simplicity. The method is different than the one which we used in Theorem 3. The method builds on our template \mathcal{T}^6 of Subsection 4. As can be expected, since the result proving that \mathcal{T}^6 carries 6-braid knots is strictly an existence result, any construction relying on \mathcal{T}^6 will also only be an existence result.

Corollary 2 *There exist infinitely many transversal knot types of braid index 12 which are not transversally simple.*

Proof: We refer the reader back to the two diagrams \mathcal{D}_+^6 and \mathcal{D}_-^6 of Figure 10. We use them to construct a 12-braid template, $\mathcal{T}^{12} = (\mathcal{D}_+^{12}, \mathcal{D}_-^{12})$. We will see that, by construction, any braiding assignment to the blocks gives a pair of transversal knots or links which have the same topological knot type and the same β -invariant, but which cannot be transversally isotopic.

To begin the construction of \mathcal{D}_+^{12} by placing the block-strand diagram for \mathcal{D}_-^6 below that for \mathcal{D}_+^6 and identify the blocks X, Y, W so that the braid index of each block is doubled. It is important that we do not identify the two Z blocks. And, since we will need to distinguish them in \mathcal{T}^{12} , we call the Z -block coming from \mathcal{D}_-^6 (resp. \mathcal{D}_+^6) $Z_- \subset \mathcal{T}^{12}$ (resp. $Z_+ \subset \mathcal{T}^{12}$). Thus, \mathcal{D}_+^{12} will have five block.

The strands of \mathcal{D}_+^{12} come from joining up the strands in the lower layer as in \mathcal{D}_-^6 and the strands in the upper layer as in \mathcal{D}_+^6 , to obtain the 12-braid block-strand diagram \mathcal{D}_+^{12} .

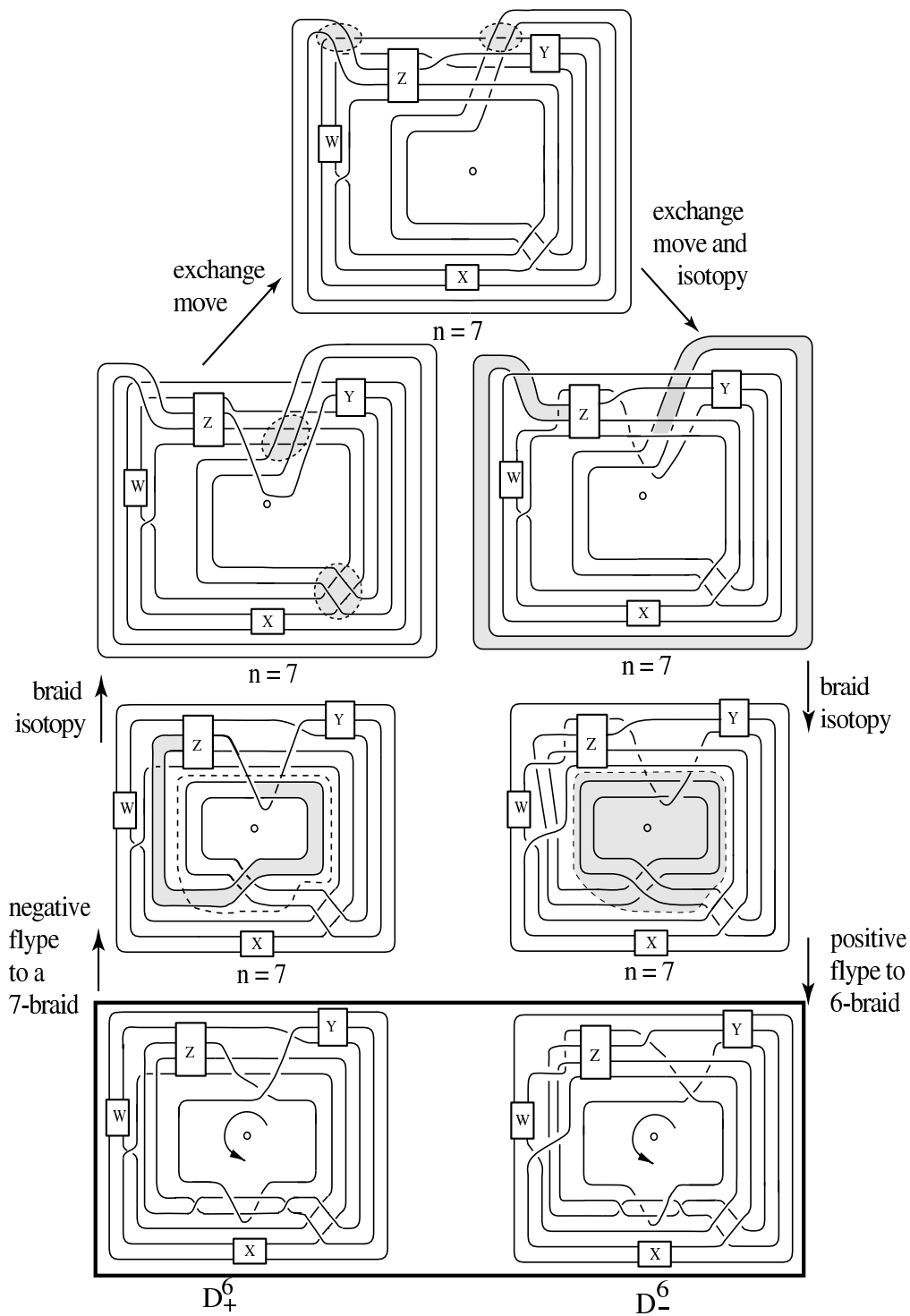
Now to construct \mathcal{D}_-^{12} we do the same thing, only reversing the roles of \mathcal{D}_+^6 and \mathcal{D}_-^6 so that \mathcal{D}_+^6 is on the bottom and \mathcal{D}_-^6 is on the top. Call that block-strand diagram \mathcal{D}_-^{12} . It too will have five blocks X, Y, W, Z_+, Z_- and will be of braid index 12.

Figure 12 shows a sequence of block-strand diagrams which, when followed around from \mathcal{D}_+^6 to \mathcal{D}_-^6 clockwise illustrate an isotopy from \mathcal{D}_+^6 to \mathcal{D}_-^6 . Of course the pictures can also be followed in anti-clockwise sense to give an isotopy from \mathcal{D}_-^6 to \mathcal{D}_+^6 . It is not difficult to see that there is no obstruction to running the clockwise sequence on the top and the anticlockwise sequence on the bottom, to obtain an isotopy from \mathcal{D}_+^{12} to \mathcal{D}_-^{12} . In this way we see that there is a template isotopy from \mathcal{D}_+^{12} to \mathcal{D}_-^{12} , so that any knot or link which is carried by \mathcal{D}_+^{12} is also carried by \mathcal{D}_-^{12} , and moreover has the same topological knot type. By construction, the β -invariants will also agree.

Also, as in the case of \mathcal{T}^6 we apply Theorem 1 to produce a finite collection of templates $\mathcal{T}(\star, 12)$. Using the argument of Proposition 1.2.1 of [7] we can conclude that there exists braiding assignment to the blocks of \mathcal{T}^{12} which result in knots that are not carried by any of the templates in $\mathcal{T}(\star, 12)$. Thus, \mathcal{T}^{12} carries braid index 12 knots, and \mathcal{D}_+^{12} and \mathcal{D}_-^{12} each carry braid index 12 transversal knots. Moreover, Theorem 1 also tells us that $\mathcal{T}(12, 12)$ is a finite set of templates. We can then apply the argument of Proposition 1.2.1 of [7] which tells us that we can judiciously choose our braiding assignments to \mathcal{T}^{12} so that our knots are uniquely carried only one template of $\mathcal{T}(12, 12)$, that is \mathcal{T}^{12} .

So if (TX_+, TX_-) were a pair of transversally isotopic knots carried by \mathcal{T}^{12} then \mathcal{T}^{12} would be a transversal template. But, it is straight forward to establish that \mathcal{T}^{12} is not a transversal template. The reasoning is very similar to the reasoning we used in the case of the 3-braid negative flype examples. We choose a braiding assignment for the blocks which gives us a split link, with one of the components supported on the bottom template \mathcal{T}^6 and the other supported by the top template. But we know that with this braiding assignment the Bennequin invariant is not preserved. It then follows that the topological template isotopy from \mathcal{D}_+^{12} to \mathcal{D}_-^{12} cannot be realized by a transversal isotopy.

We conclude that there must be an infinite subsequence of examples which are not transversally simple. ||

Figure 12: The isotopy from $\mathcal{D}_+^6 \rightarrow \mathcal{D}_-^6$ in the template \mathcal{T}^6 of Figure 10

3.4 Constructing additional examples

Theorem 2 points the way toward a strategy for producing additional examples of transversal knots that fail to be classified by the knot type and Bennequin number. We ask: can we produce additional examples of clasp annuli where the braid foliation satisfies Equation 5, but the components of $G_{\epsilon,\epsilon}$ are not trees having single endpoints on TX_ϵ ? The examples which we just obtained are all of that type. Moreover, using techniques that use only the machinery of contact structures and characteristic foliations, Etnyre and Honda have produced in [13] examples of pairs of transversal cable knots that are of the same knot type, have the same Bennequin number, but are not transversally isotopic. The type (2,3) cable on a type (2,3) torus knot appears to be a simple example of this type. Their pair of cable knots co-bound an annulus whose characteristic foliation has two homotopically non-trivial Legendrian closed loops. The existence of these loops can be seen as equivalent to the condition that the motion is across a standard annulus (Subsection 5.8 of [7]) and there are two loops in $G_{\epsilon,\epsilon}$.

4 Open problems

Here are some of the open questions that occurred to us in the course of the work in this paper.

1. Either prove or give a counterexample to the conjecture that maximal Bennequin number is always achieved at minimum braid index.
2. Characterize the graphs $G_{+,+}$ and $G_{-,-}$ for an arbitrary transversal clasp annulus, that is without the assumption that we made here that the topological braid index is minimal.
3. Establish a transversal Markov Theorem Without Stabilization. What should its statement be? Observe that the question of what sort of theorem we might expect will depend crucially on the answers to the preceding two questions.
4. What is the minimal braid index at which there are topological knots having two conjugacy classes of the same braid index with distinct Bennequin number? In particular (see our 6-braid examples) is 6 the minimal index where this pathology starts? We know that it does not occur for braid index 3, so the question is whether it occurs for braid index 4 or 5?
5. Give explicit 6-braids and 12 braids which exhibit the pathology which we proved exists in Theorem 4 and Corollary 2.
6. Explain the general failure of the Morton-Franks-Williams inequality. Is it always due to the existence of two conjugacy classes of closed braids representing the same knot topological type but having different Bennequin numbers?
7. By the work of Giroux [16] and Goodman [17] there is a one-to-one correspondence between tight contact structures on arbitrary closed, orientable 3-manifolds and open book decompositions of the same manifolds. Noting that every open book decomposition of a closed, orientable 3-manifold can be regarded as a branched covering space of S^3 with a braid structure, one expects some of the machinery in this paper and [7] to generalize to other 3-manifolds, yielding new connections between the topology and contact geometry of

3-manifolds. In this regard, the question of whether the transverse Markov theorem [24], [25] holds in a more general setting is probably the first question that needs to be answered.

Acknowledgements: For a long time the work in this paper was delayed because it was tied inextricably to the manuscript [7], the manuscript [6] and the PhD thesis of Nancy Wrinkle [25]. We single out John Etnyre, Yasha Eliashberg and the referee for our thanks, in particular, because their informed questions and comments were so helpful to us in arriving at the decision to split the two papers. That made it possible for us to give much more detail in our applications to contact topology than had been possible when this work was part of [7], and to write it so that it might be accessible to a broader audience than seemed possible, initially. While we have had limited interchange with the authors of [24], the insights in their paper also played a key role for us in this revision.

References

- [1] J. W. Alexander, *A lemma on systems of knotted curves*, Proc.. Nat. Acad. Sci. USA. **9** (1923), 93-95.
- [2] V.I. Arnold *Topological invariants of plane curves and caustics*, AMS University Lecture Series **5** (1994).
- [3] D. Bennequin, *Entrelacements et équations de Pfaff*, Asterisque **107-108** (1983), 87-161.
- [4] J. S. Birman, *Braids, Links and Mapping Class Groups*, Annals of Math. Studies **82** (1974).
- [5] J. S. Birman and E. Finkelstein, *Studying surfaces via closed braids*, J. of Knot Theory and its Ramifications, **7**, No. 3 (1998), 267-334.
- [6] J. S. Birman and W. W. Menasco, *On Markov's Theorem*, Journal of Knot Theory and its Ramifications **11**, No. 3 (2002), 295-310.
- [7] J. S. Birman and W. W. Menasco, *Stabilization in the braid groups I: MTWS*, preprint, March 2002, revised June 2003.
- [8] J. S. Birman and W. W. Menasco, *Studying Links Via Closed Braids II: On a Theorem of Bennequin*, Topology and its Applications, **40** (1991), 71-82.
- [9] J. S. Birman and W. W. Menasco, *Studying links via closed braids. V. The unlink*, Trans. Amer. Math. Soc. 329 (1992), no. 2, 585-606.
- [10] J. S. Birman and W. W. Menasco, *Studying Links Via Closed Braids III: Classifying Links which are Closed 3-Braids*, Pacific J. Math., **161**, No 1 (1993), 25-113.
- [11] J.S. Birman and N. Wrinkle, *On transversally simple knots*, Journal of Differential Geometry **55** (2000), 325-354.
- [12] Y. Eliashberg, *Legendrian and transversal knots in tight contact 3-manifolds*, Topological methods in Modern Mathematics, Proceedings of a Symposium at SUNY Stonybrook in 1991, Publish or Perish, Houston, Texas (1993)
- [13] John B. Etnyre and Ko Honda, *Cabling and transverse simplicity*, arXiv:math.SG/0306330, preprint, June 20, 2003

- [14] D. Fuchs and S. Tabachnikov, *Invariants of Legendrian and transverse knots in the standard contact space*, Topology **36**, No. 5 (1997), 1025-1053.
- [15] J. Franks and B. Williams, *Braids and the Jones-Conway polynomial*, Trans. AMS **303** (1987), No. 1, 97-108.
- [16] E. Giroux, *Géométrie de Contact: de la Dimension Trois vers les Dimensions Supérieures*, preprint arXiv:math.GT/0305129, 8 May 2003.
- [17] N. Goodman, PhD thesis, University of Texas at Austin, May 2003.
- [18] V.F.R. Jones, *Hecke algebra representations of braid groups and link polynomials*, Annals of Mathematics **126**, No. 2 (1987), 335-388.
- [19] K.Y.Ko and S.J.Lee, *Flypes of closed 3-braids in the standard contact space*, J. Korean Math Soc. **36** (1999), 51-71.
- [20] W. Menasco, *On iterated torus knots and transversal knots*, Geom. Topol. 5 (2001), 651-682 (electronic).
- [21] H. Morton, *Infinitely many fibered knots having the same Alexander polynomial*, Topology **17** (1978), 101-104.
- [22] Hugh Morton, *Seifert circles and knot polynomials*, Math. Proc. Camb. Phil. Soc. **99** (1986), 107-109.
- [23] K. Murasugi, *On closed 3-braids*, Memoirs of the AMS **151**, (1973).
- [24] S. Yu Orevkov and V. V. Shevchisin *Markov Theorem for Transversal Links*, preprint Feb 2003, math.GT/0112207.
- [25] N. Wrinkle, PhD thesis, Columbia University May 2002.