

REGULAR HOMOTOPY AND TOTAL CURVATURE

TOBIAS EKHOLM

ABSTRACT. The total absolute geodesic curvature functional on regular curves in a Riemann surface is studied. Its behavior under regular homotopies, its infima, and the homotopy types of spaces of its local minima are determined in special cases. (As a byproduct we find the homotopy type of the space of free curves on a flat surfaces.)

The total curvature functional on the space of 2-sphere immersions into 3-space is studied in a similar spirit. The infimum over all sphere eversions of the maximum of the total curvature during an eversion is shown to be at most 8π . We prove a non-injectivity result for local minima of the total curvature functional. (The proof gives a partial solution to a problem posed by Kuiper and Meeks [9].)

1. INTRODUCTION

An *immersion* of a manifold into another is a map with everywhere injective differential. Two immersions are *regularly homotopic* if there exists a continuous 1-parameter family of immersions connecting one to the other. The Smale-Hirsch h-principle, see [11] and [6], says that the space of immersions $M \rightarrow N$, $\dim(M) < \dim(N)$ is homotopy equivalent to the space of injective bundle maps $TM \rightarrow TN$. In contrast to differential topological properties, differential geometric properties of immersions do in general not satisfy h-principles, see [5].

In this paper, we study some aspects of the differential geometry of immersions and regular homotopies in the most basic cases of codimension one immersions of closed manifolds. We investigate whether or not it is possible to perform topological constructions keeping control of certain geometric quantities.

1.A. Circle immersions into surfaces. If Σ is a Riemann surface (i.e. an orientable 2-manifold with a Riemannian metric) and if $c: S^1 \rightarrow \Sigma$ is an immersion parameterized by arc length then let $\vec{c}: S^1 \rightarrow U\Sigma$, where $U\Sigma$ is the unit tangent bundle of Σ , denote its natural lift. The h-principle mentioned above implies that the map $c \mapsto \vec{c}$ is a weak homotopy equivalence. In particular, regular homotopy classes of circle immersions into Σ (regular curves) are in one to one correspondence with the homotopy classes of (free) loops in $U\Sigma$.

The *total absolute geodesic curvature* κ of a regular curve c on a Riemann surface is given by the integral

$$\kappa(c) = \int_c |k_g| ds,$$

where k_g is the geodesic curvature of c , and where ds denotes the arc length element along c . We study properties of the functional κ on the space of circle immersions, starting with the following question. *If c_0 and c_1 are regularly homotopic circle immersions into a Riemann surface, what is the infimum, over all regular homotopies c_t , $0 \leq t \leq 1$, connecting c_0 to c_1 , of $\max_{0 \leq t \leq 1} \kappa(c_t)$?*

We are able to answer this question for the simplest Riemann surfaces of constant curvature. If Σ is a Riemann surface, we let K denote its Gaussian curvature function.

Theorem 1.1. *Let Σ be a Riemann surface and let $c_0, c_1: S^1 \rightarrow \Sigma$ be regularly homotopic.*

- (a) *If Σ is closed and has constant curvature $K = 0$, or if Σ is a covering surface of such a surface, or if $\Sigma \approx \mathbb{R}^2$ and has constant curvature $K < 0$, then there exists a regular homotopy c_t , $0 \leq t \leq 1$, connecting c_0 to c_1 with*

$$\kappa(c_t) \leq \max\{\kappa(c_0), \kappa(c_1)\}, \quad 0 \leq t \leq 1.$$

- (b) *If Σ is the 2-sphere with a constant curvature metric (with $K > 0$) then, for any $\epsilon > 0$, there exists a regular homotopy c_t , $0 \leq t \leq 1$, connecting c_0 to c_1 such that*

$$\kappa(c_t) \leq \max\{\kappa(c_0), \kappa(c_1), 2\pi + \epsilon\}, \quad 0 \leq t \leq 1.$$

Moreover, if $c_0: S^1 \rightarrow \Sigma$ runs m times around a geodesic and $c_1: S^1 \rightarrow \Sigma$ runs $m+2$ times around a geodesic then any regular homotopy c_t , $0 \leq t \leq 1$, connecting c_0 to c_1 has an instance c_s , $0 < s < 1$, with

$$\kappa(c_s) > 2\pi.$$

Theorem 1.1 is proved in Subsection 5.C. The proof of (b) uses Arnold's J^- -invariant for immersed curves on the sphere, see [1], [4], and [12]. In Remark 5.1 we present a metric on \mathbb{R}^2 with $K \leq 0$ for which the conclusion in (a) does not hold.

The proof of Theorem 1.1 also give information about infima of κ . To state the results we introduce some notation. If Σ is a flat surface then parallel translation gives a trivialization of $U\Sigma$ and the free homotopy classes of curves in $U\Sigma$ are in natural one to one correspondence with $\pi_1(\Sigma) \times \mathbb{Z}$, where $\pi_1(\Sigma)$ encodes the homotopy class of a regular curve and \mathbb{Z} its tangential degree. Let $*$ $\in \pi_1(\Sigma)$ denote the class of the constant loop. If Σ is the 2-sphere then there are exactly two regular homotopy classes: one represented by a simple closed curve, the other by such a curve traversed twice. If α is a regular homotopy class of curves in a Riemann surface then let $\hat{\kappa}(\alpha) = \inf_{c \in \alpha} \kappa(c)$.

Theorem 1.2. (a) *Let Σ be a closed Riemann surface or have topological type \mathbb{R}^2 and assume $K(p) < 0$ for all $p \in \Sigma$. Then the infimum of κ in a regular homotopy class α is attained if and only if α is representable by (a multiple of) a closed geodesic. Moreover, if $K(p) = K < 0$ is constant and $\Sigma \approx \mathbb{R}^2$ then $\hat{\kappa}(m)$, $m \in \mathbb{Z}$, satisfies*

$$\hat{\kappa}(m) = \begin{cases} 2\pi & \text{for } m = 0, \\ \pi(|m| + 1) & \text{for } m \neq 0. \end{cases}$$

- (b) *Let Σ have topological type \mathbb{R}^2 , $S^1 \times \mathbb{R}$, or T^2 and assume $K(p) = 0$ for all $p \in \Sigma$. Then the infimum of κ in a regular homotopy class $(\xi, m) \in \pi_1(\Sigma) \times \mathbb{Z}$ is attained if and only if $\xi \neq *$ and $m \neq 0$ and $\kappa(\xi, m)$ satisfies*

$$\hat{\kappa}(\xi, m) = \begin{cases} 2\pi & \text{for } (\xi, m) = (*, 0), \\ 2\pi(|m|) & \text{otherwise.} \end{cases}$$

- (c) *Let Σ be the 2-sphere with any metric. Then the infimum of κ is attained and equal to 0 in both regular homotopy classes.*

Theorem 1.2 is proved in Subsection 5.A.

A curve which is a local minimum of κ on a Riemann surface Σ with $K(p) \neq 0$ for all p is in fact a closed geodesic. On flat surfaces this is not the case. Here any local minimum of κ is a locally convex curve. See Proposition 2.2. (We say a curve c is *locally convex* if $k_g \geq 0$ everywhere for some orientation of c . If also $k_g > 0$ everywhere, we say the curve is *strictly locally convex*. In the terminology of [5], strictly locally convex curves are called free curves.) We prove the following result. When describing spaces of local minima of κ , we think of circle immersions as oriented unit speed curves parameterized by arc length.

Theorem 1.3. *On a flat surface Σ of topological type \mathbb{R}^2 , $S^1 \times \mathbb{R}$, or $T^2 = S^1 \times S^1$, the space $\Omega_{(\xi, m)}$ of (strictly) locally convex curves of regular homotopy class $(\xi, m) \in \pi_1(\Sigma) \times \mathbb{Z}$ satisfies*

$$\Omega_{(\xi, m)} \simeq \begin{cases} \emptyset & \text{if } (\xi, m) = (*, 0), \\ \Sigma & \text{if } \xi \neq * \text{ and } m = 0, \\ U\Sigma & \text{if } m \neq 0, \end{cases}$$

where \simeq denotes weak homotopy equivalence.

Theorem 1.3 is proved in Subsection 5.B.

1.B. Sphere immersions into 3-space. We consider questions similar to those mentioned in Subsection 1.A replacing the source by the 2-sphere and the target by Euclidean 3-space. In this case the h-principle implies a famous theorem of Smale [10]: all immersions $S^2 \rightarrow \mathbb{R}^3$ are regularly homotopic. In particular, there exists *sphere eversions* (i.e. regular homotopies connecting the unit 2-sphere in \mathbb{R}^3 to the same immersion with the opposite orientation).

The *total curvature* $\kappa(f)$ of a sphere immersion $f: S^2 \rightarrow \mathbb{R}^3$ is the mapping area of its Gauss map:

$$\kappa(f) = \int_{S^2} |K| d\sigma,$$

where K is the Gaussian curvature and $d\sigma$ the area element induced on S^2 by the immersion f . (The functional κ (and its higher dimensional generalizations) is also known as the Lipsitzch-Killing curvature.) It follows by the Gauss-Bonnet theorem that the global minimum of κ equals 4π . An immersion for which this value is attained is called *tight* (or *convex*) and is known to be the boundary of a convex body in \mathbb{R}^3 , see [8].

This characterization of tight immersions immediately implies that any sphere eversion f_t , $0 \leq t \leq 1$, has an instant f_s with $\kappa(f_s) > 4\pi$. We show the following.

Theorem 1.4. *For every $\epsilon > 0$ there exists a sphere eversion f_t with*

$$\max_{0 \leq t \leq 1} \kappa(f_t) < 8\pi + \epsilon.$$

In fact, f_t can be chosen so that for each $t \in [0, 1]$ there exists a unit vector $v_t \in \mathbb{R}^3$ such that the height function $\langle f_t, v_t \rangle: S^2 \rightarrow \mathbb{R}$ has exactly two non-degenerate critical points.

Theorem 1.4 is proved in Subsection 6.B. It is interesting to compare this result to the fact that the L^2 -norm of the mean curvature $W(f)$ (also known as the Wilson energy) of immersions $f: S^2 \rightarrow \mathbb{R}^3$ has the following property. For any sphere eversion f_t , $0 \leq t \leq 1$ there exists some $s \in (0, 1)$ such that $W(f_s) \geq 16\pi$. (This

is a consequence of two results: any sphere eversion has a quadruple point, see [2], and $W(f) \geq 16\pi$ for any immersion f with a quadruple point, see [7].)

It is unknown to the author whether the result in Theorem 1.4 is best possible. We therefore ask: *what is the infimum of $\max_{0 \leq t \leq 1} \kappa(f_t)$ over all sphere eversions f_t , $0 \leq t \leq 1$?*

Closely related to local minima of κ are *relatively isotopy tight (RIT)* immersions as defined by Kuiper and Meeks in [9]. (We recall the definition in Subsection 7.D.) In particular, any RIT-immersion is a local minimum of κ . In [9], the following question concerning RIT-immersions of 2-spheres is posed as Problem 5: *Is there an RIT-embedding of the 2-sphere with $\kappa = 4\pi + 8\pi k$ for some $k > 0$?*, and it is shown that there are no such embeddings for $k = 1$. In relation to our study of local minima, see Theorem 1.6 below, we prove the following. (Throughout this paper $\langle \cdot, \cdot \rangle$ denotes the standard inner product on \mathbb{R}^n .)

Theorem 1.5. *Let $f: S^2 \rightarrow \mathbb{R}^3$ be an RIT-immersion with the following properties.*

- (a) *At least one component of $K^{-1}((-\infty, 0))$ is an annulus with one boundary component bounding a disk $D \subset S^2$ such that $K \geq 0$ on D .*
- (b) *If ν is a non-vanishing normal vector field of f then the sign of $\langle \nu(p), H(p) \rangle$ agrees for all $p \in S^2$ such that $K(p) > 0$, where $H(p)$ is the mean curvature vector of f at p .*

Then f is non-injective.

It follows in particular that every RIT-immersion such that all components of $K^{-1}((-\infty, 0))$ are annuli is non-injective.

Theorem 1.5 is proved in Subsection 7.E. It should be viewed in the light of the structure theorem for RIT-immersions, see Subsection 7.D.

In Propositions 7.3 and 7.4 we make two general observations about local minima of κ : an immersion of a closed n -manifold into \mathbb{R}^{n+1} which is a critical point of κ must have total curvature a multiple of the volume of the unit n -sphere and its Gauss map cannot have fold singularities. These observations imply that the conditions on the immersion in Theorem 1.5 are naturally met by all local minima of κ which satisfies a certain non-degeneracy conditions. More precisely,

Theorem 1.6. *Any local minimum $f: S^2 \rightarrow \mathbb{R}^3$ of κ with 0 a regular value of K is an RIT-immersion such that any component of $K^{-1}((-\infty, 0))$ is an annulus. In particular, no such local minimum is an embedding.*

Theorem 1.6 is proved in Subsection 7.F.

2. FIRST VARIATION, LOCAL MINIMA, AND REGULAR HOMOTOPY CLASSES

In this section the first variation of total absolute geodesic curvature is computed and used to classify local minima. Since the absolute value function is not differentiable at zero, the first variation is expressed as a statement about differences rather than as a statement about derivatives.

2.A. First variation of total absolute geodesic curvature. Let $c: [0, L] \rightarrow \Sigma$ be an immersion into a Riemann surface, parameterized by arc length. Let e_1 be the unit tangent vector field of c and let e_2 be a unit vector field orthogonal to e_1 along c . We consider variations $\omega: [0, L] \times (-\delta, \delta) \rightarrow \Sigma$ such that $\omega(s, 0) = c(s)$ and $\partial_\epsilon \omega(s, 0) = \alpha(s)e_2(s)$, for some function $\alpha: [0, L] \rightarrow \mathbb{R}$, and such that the curve

$\omega_\epsilon(s) = \omega(s, \epsilon)$ (ϵ fixed) is an immersion for $\epsilon \in (-\delta, \delta)$. Let $\sigma: \mathbb{R} \rightarrow \mathbb{R}$ be the function

$$\sigma(x) = \begin{cases} 1 & \text{for } x > 0, \\ 0 & \text{for } x = 0, \\ -1 & \text{for } x < 0 \end{cases}$$

Lemma 2.1. *For $\epsilon \in (-\delta, \delta)$,*

$$\begin{aligned} & \kappa(\omega_\epsilon) - \kappa(c) \\ &= \epsilon \left(\int_{\{k_g \neq 0\}} \sigma(k_g) (\ddot{\alpha} + \alpha K) ds \right) + |\epsilon| \left(\int_{\{k_g = 0\}} |\ddot{\alpha} + \alpha K| ds \right) + \mathcal{O}(\epsilon^2), \end{aligned}$$

where $\ddot{\alpha} = \frac{d^2 \alpha}{ds^2}$.

Proof. To simplify notation, let $\frac{\partial \omega}{\partial s} = \dot{\omega}$ and $\frac{\partial \omega}{\partial \epsilon} = \omega'$. Let ∇ denote the Levi-Civita connection and let $\nabla_s = \nabla_{\dot{\omega}}$ and $\nabla_\epsilon = \nabla_{\omega'}$. If $d\tau$ denotes the arc length element of the curve ω_ϵ and $k_g(s, \epsilon)$ denotes the geodesic curvature of ω_ϵ at s then

$$|k_g| d\tau = |k_g(s, \epsilon)| |\dot{\omega}| ds = \frac{|\langle \nabla_s \dot{\omega}, \iota \dot{\omega} \rangle|}{|\dot{\omega}|^2} ds,$$

where ι denotes rotation by $\frac{\pi}{2}$. Assuming $k_g(s, 0) \neq 0$ and remembering that c is parameterized by arc-length, we compute

$$\begin{aligned} \partial_\epsilon (|k_g(s, 0)| |\dot{\omega}|) &= \left(\partial_\epsilon |\dot{\omega}|^{-2} \right) |k_g| + \sigma(k_g) \left(\partial_\epsilon \langle \nabla_s \dot{\omega}, \iota \dot{\omega} \rangle \right) \\ &= -2 \langle \nabla_\epsilon \dot{\omega}, \dot{\omega} \rangle |k_g| + \sigma(k_g) \left(\langle \nabla_\epsilon \nabla_s \dot{\omega}, \iota \dot{\omega} \rangle + \langle \nabla_s \dot{\omega}, \iota \nabla_\epsilon \dot{\omega} \rangle \right) \\ &= -2 \langle \nabla_s \omega', \dot{\omega} \rangle |k_g| \\ &\quad + \sigma(k_g) \left(\langle \nabla_s \nabla_s \omega', \iota \dot{\omega} \rangle + \langle R(\omega', \dot{\omega}) \dot{\omega}, \iota \dot{\omega} \rangle + \langle \nabla_s \dot{\omega}, \iota \nabla_s \omega' \rangle \right), \end{aligned}$$

where R is the curvature tensor. Noting that $\omega' = \alpha e_2$, $\nabla_s e_1 = k_g e_2$, and $\nabla_s e_2 = -k_g e_1$, we conclude

$$\begin{aligned} \partial_\epsilon |k_g(s, 0)| &= 2\alpha k_g |k_g| + \sigma(k_g) \left(\ddot{\alpha} - \alpha k_g^2 + K\alpha - \alpha k_g^2 \right) \\ &= \sigma(k_g) \left(\ddot{\alpha} + K\alpha \right). \end{aligned} \tag{2.1}$$

A similar calculation at s where $k_g(s, 0) = 0$ gives

$$\partial_\epsilon (k_g(s, 0) |\dot{\omega}|) = \ddot{\alpha} + K\alpha.$$

Hence for such s ,

$$|k_g(s, \epsilon)| |\dot{\omega}| = |\epsilon| |\ddot{\alpha} + K\alpha| + \mathcal{O}(\epsilon^2). \tag{2.2}$$

The result follows by integration of (2.1) and (2.2). \square

2.B. Local minima of κ .

Proposition 2.2. *Let Σ be a Riemann surface.*

- (a) *If $K(p) \neq 0$ for all $p \in \Sigma$, then an immersion $c: S^1 \rightarrow \Sigma$ is a local minimum of κ if and only if it is a geodesic.*
- (b) *If Σ is flat then any local minimum is a locally convex curve.*

In particular, in both cases (a) and (b), any local minimum of κ is a global minimum in its regular homotopy class.

Proof. Consider first case (a). A curve $c: S^1 \rightarrow \Sigma$ is a geodesic if and only if $k_g(s) = 0$ for all $s \in S^1$ and geodesics are global minima of κ . We apply Lemma 2.1 to see that any local minimum of κ must be a geodesic. Let $c: S^1 \rightarrow \Sigma$ be a local minimum of κ . Note that $U = \{s \in S^1: k_g(s) \neq 0\}$ is open. Assume U is nonempty. For any variation $c(s, \epsilon)$ with $\partial_\epsilon c = \alpha e_2$ and with α supported on an interval $J \subset U$

$$\int_J \sigma(k_g) \ddot{\alpha} ds = 0.$$

Since c is a local minimum we conclude

$$\int_J \sigma(k_g) \alpha K ds = 0,$$

which contradicts $K(p) \neq 0$ for all $p \in \Sigma$. It follows that U is empty and thus c is a geodesic.

We now turn to case (b). Let $c: S^1 \rightarrow \Sigma$ be a local minimum. We apply Lemma 2.1, to see that k_g cannot change sign along c . If it does then there exists two disjoint open subarcs J_+ and J_- in S^1 such that $k_g > 0$ on J_+ and $k_g < 0$ on J_- . Let A be a sub-arc of S^1 containing both J_+ and J_- . Let $\alpha: A \rightarrow \mathbb{R}$ be a function such that $\ddot{\alpha}$ is supported in small segments in $J_+ \cup J_-$ and such that $\dot{\alpha} = r \neq 0$ between J_+ and J_- . Picking a variation ω of c with $\omega' = \alpha e_2$ we find using Lemma 2.1 that

$$\kappa(\omega_\epsilon) - \kappa(c) = \pm 2r\epsilon + \mathcal{O}(\epsilon^2).$$

This contradicts c being a local minimum.

Fix a parameterization of c so that $k_g(s) \geq 0$ for all $s \in S^1$. As in Subsection 1.B, we construct an orthonormal trivialization of $T\Sigma$ by parallel translation. This identifies the unit tangent bundle of Σ with $\Sigma \times S^1$ and the regular homotopy class of c is determined by its homotopy class in Σ and the degree of $\pi_2 \circ \vec{c}: S^1 \rightarrow S^1$, where $\pi_2: \Sigma \times S^1 \rightarrow S^1$. Moreover, $\kappa(c)$ is simply the length of the curve $\pi_2 \circ \vec{c}$. Now, $k_g(s) \geq 0$ for all $s \in S^1$ implies that the length of $\pi_2 \circ \vec{c}$ equals 2π times the degree of $\pi_2 \circ \vec{c}$ and it follows that local minima are global minima also in this case. \square

Remark 2.3. It is easy to see that Proposition 2.2 does not hold for arbitrary Riemann surfaces. Consider for example the boundary of a convex body in \mathbb{R}^3 which agrees with the standard 2-sphere except that it has a flat region near the north pole. Any locally convex curve in this flat region is a local minimum of κ but it is certainly not a global minimum in its regular homotopy class.

3. CURVATURE CONCENTRATIONS AND APPROXIMATIONS

In this section we define piecewise geodesic curves with curvature concentrations. We show that regular curves can be approximated by such curves without increasing the total absolute geodesic curvature and, in the opposite direction, that a piecewise geodesic curve with curvature concentrations can be smoothed increasing the total curvature arbitrarily little.

3.A. Piecewise geodesic curves with curvature concentrations. Let Σ be a Riemann surface. A *piecewise geodesic curve* in Σ is a continuous curve $c: S^1 \rightarrow \Sigma$ which is a finite union of geodesic segments. More formally, it is a finite collection of geodesics $c_1: [0, 1] \rightarrow \Sigma$, $j = 1, \dots, m$ $c_j(1) = c_{j+1}(0)$ for each j (here $c_{m+1} = c_1$). Let I_j be $[0, 1]$ thought of as the domain of c_j . Then the space obtained by identifying $1 \in I_j$ with $0 \in I_{j+1}$ is a circle S^1 which can be considered as the domain of a continuous map c . We say that the points $p_j \in S^1$ with two preimages under the natural projection are the *vertices* of the piecewise geodesic curve c . We will often deal with images of vertices and we call also these image points vertices of c , when no confusion can arise. Note that at each vertex of c there is an *incoming* unit tangent vector $\dot{c}_j(1)/|\dot{c}_j(1)|$ and an *outgoing* unit tangent vector $\dot{c}_{j+1}(0)/|\dot{c}_{j+1}(0)|$. A piecewise geodesic curve *with curvature concentrations* is a piecewise geodesic curve c together with a *vertex curve* $\gamma_j: [0, 1] \rightarrow U_{c(p)}\Sigma$ for each vertex p which connects the incoming to the outgoing unit tangent of c at p and which is either an immersion or a constant curve. We use the abbreviations PGC-curve to denote piecewise geodesic curves with curvature concentrations, and we often write $(c_1, \gamma_1, \dots, c_m, \gamma_m)$ for a PGC-curve with geodesic segments c_j and vertex curves γ_j .

We note that any PGC-curve c in Σ has a natural continuous lift $\vec{c}: S^1 \rightarrow U\Sigma$ which consists of the usual lifts of the smooth arcs of c and the curves γ in the fibers of $U\Sigma$ over its vertices. Thus, the lift \vec{c} of c is itself a piecewise smooth curve. In particular, its derivative is smooth except for finitely many jump discontinuities where the curve has left and right derivatives. (If c has m vertices then the derivative of \vec{c} has at most $2m$ discontinuities.) If c is a PGC-curve we consider $\vec{c}: S^1 \rightarrow U\Sigma$ as a parameterized curve with its natural arc-length parameterization scaled by a suitable factor so that its domain becomes the unit circle.

Definition 3.1. *The total absolute geodesic curvature of a PGC-curve*

$$c = (c_1, \gamma_1, \dots, c_m, \gamma_m)$$

is

$$\kappa(c) = \sum_{j=1}^m l(\gamma_j),$$

where $l(\gamma_j)$ is the length of the vertex curve γ_j .

Let $\text{Pgc}(S^1, \Sigma)$ denote the set of all PGC-curves. We define the distance between two elements b and c in $\text{Pgc}(S^1, \Sigma)$ to be the C^0 -distance (with respect to the metric on $U\Sigma$ induced from the metric on Σ) between their lifts \vec{b} and \vec{c} endowed with parameterizations proportional to arc length. A *PGC-homotopy* is a continuous 1-parameter family of PGC-curves or equivalently a continuous map from the interval to $\text{Pgc}(S^1, \Sigma)$.

3.B. Smoothing and approximation. Let $\text{Imm}(S^1, \Sigma)$ denote the space of regular curves in Σ with the C^2 -topology. Let $c: S^1 \rightarrow \Sigma$ be a regular curve, $c \in \text{Imm}(S^1, \Sigma)$. We associate PGC-curves \hat{c} to c , as follows. Let $P = (p_0, \dots, p_m)$ be a partition of S^1 and let $|P| = \max_j d(p_j, p_{j+1})$. The curve \hat{c} is the PGC-curve consisting of the geodesic segments between $c(p_j)$ and $c(p_{j+1})$, and with vertex curves γ_j which parameterize the exterior angle. We note that $\max_j l(\gamma_j) \rightarrow 0$ and $|\kappa(c) - \kappa(\hat{c})| \rightarrow 0$ as $|P| \rightarrow 0$. Moreover, if $f: \Lambda \rightarrow \text{Imm}(S^1, \Sigma)$ is a continuous family of regular curves parameterized by a compact space Λ and $\epsilon > 0$, then

there exists $\delta > 0$ such that for all partitions P with $|P| < \delta$, $\hat{f}: \Lambda \rightarrow \text{Pgc}(S^1, \Sigma)$, $\hat{f}(\lambda) = \widehat{f(\lambda)}$, is a continuous family of PGC-curves, and there exists an ϵ -small homotopy connecting the family of curves $\vec{f}: \Lambda \rightarrow U\Sigma$ to the family $\vec{\hat{f}}: \Lambda \rightarrow U\Sigma$.

Lemma 3.2. *Let $B^n(r)$ denote the n -ball of radius r . Let $f: \partial B^n(1) \rightarrow \text{Imm}(S^1, \Sigma)$, be any continuous family of regular curves and let $\epsilon > 0$. Then there exists $\delta > 0$ so that for all partitions P of S^1 with $|P| < \delta$ the following holds.*

If $\hat{F}: B^n(1) \rightarrow \text{Pgc}(S^1, \Sigma)$, is an extension of $\hat{f}: \partial B^n(1) \rightarrow \text{Pgc}(S^1, \Sigma)$, then there exists a family $F: B^n(1 + \alpha) \rightarrow \text{Imm}(S^1, \Sigma)$ for some $\alpha > 0$ of regular curves such that

$$\begin{aligned} F(\eta) &= f(\eta/|\eta|), & \text{for } \eta \in \partial B^n(1 + \alpha), \\ \left| \kappa(F(\eta)) - \kappa(f(\eta/|\eta|)) \right| &< \epsilon, & \text{for } 1 \leq |\eta| \leq 1 + \alpha, \\ \left| \kappa(F(\eta)) - \kappa(\hat{F}(\eta)) \right| &< \epsilon, & \text{for } \eta \in B^n(1). \end{aligned}$$

Proof. We give a procedure for smoothing a PGC-curve. Consider a vertex curve $\gamma: [0, L] \rightarrow T_p\Sigma$ of PGC-curve b . Note that the incoming and outgoing geodesics of b at p are $\exp_p(-t\gamma(0))$ and $\exp_p(t\gamma(1))$, respectively, for small $t > 0$. Let $\epsilon > 0$ be small. Fix a function $\delta: [-\epsilon L, (1 + \epsilon)L]$ such that $\delta(t) = t$ in $[-\epsilon L, \epsilon L]$, $\delta(t) = t - L$ in $[(1 - \epsilon)L, (1 + \epsilon)L]$, and such that $|\delta(t)| \leq 2\epsilon L$. Also, fix a function $\phi: [0, L] \rightarrow [0, L]$ which is a smooth approximation of the identity and which is constantly equal to 0 in $[0, \frac{\epsilon}{2}L]$ and constantly equal to L in $[(1 - \frac{\epsilon}{2})L, L]$. Define the curve $\tilde{b}: [-\epsilon L, (1 + \epsilon)L] \rightarrow \Sigma$ as

$$\tilde{b}(t) = \begin{cases} \exp_p(\delta(t)\gamma(0)), & \text{for } t \in [-\epsilon L, 0], \\ \exp_p(\delta(t)\gamma(\phi(t))), & \text{for } t \in [0, L], \\ \exp_p(\delta(t)\gamma(L)), & \text{for } t \in [L, (1 + \epsilon)L]. \end{cases}$$

Note that this curve agrees with b in a neighborhood of the interval endpoints and that it is smooth. Moreover, the curve is regular since

$$\frac{d}{dt}\delta(t)\gamma(\phi(t)) = \frac{d\delta}{dt}\gamma(\phi(t)) + \delta\frac{d\phi}{dt}\dot{\gamma}(\phi(t)),$$

$\frac{d\delta}{dt} \neq 0$ where $\frac{d\phi}{dt} = 0$, and $\gamma(s)$ is orthogonal to $\dot{\gamma}(s)$. We define B to be the curve which consists of the geodesic segments of b together with the curves at vertices described above.

This procedure applies also to families of curves parameterized by a compact space. To finish the proof we thus need only connect the restriction $F: \partial B^n(1) \rightarrow \text{Imm}(S^1, \Sigma)$ of the smoothing of \hat{F} to f . Note that if the initial partition was chosen small enough then $f(x)$ can be viewed as the graph of a section in the normal bundle of $F(x)$, $x \in \partial B^n(1)$ which is identified with a small tubular neighborhood of $F(\xi)$. A linear homotopy of that section to the 0-section finishes the proof. \square

Lemma 3.3. *Let $c_0: S^1 \rightarrow \Sigma$ be a circle immersion into a Riemann surface with $K < 0$, $K > 0$, or $K = 0$ everywhere. Then for any $\epsilon > 0$ there exists a regular homotopy c_t , $0 \leq t \leq 1$ of c_0 such that*

$$\kappa(c_t) \leq \kappa(c_0), \quad 0 < t \leq 1, \quad (3.1)$$

and such that the PGC-curve \hat{c}_1 (defined using some partition), satisfies

$$\kappa(\hat{c}_1) \leq \kappa(c_0). \quad (3.2)$$

Moreover, if c is not a local minimum of κ then the non-strict inequalities in (3.1) and (3.2) can be replaced by strict inequalities.

Proof. Assume first $K \neq 0$ everywhere. Then c_0 is a local minimum if and only if c_0 is a geodesic. Moreover, if c_0 is not a geodesic then we may find a κ -decreasing regular homotopy to a new curve c_1 . For sufficiently fine partitions, the curve \hat{c}_1 then satisfies (3.2).

Assume $K = 0$. If c is not locally convex then the above argument can be repeated. If on the other hand c is locally convex it is elementary to see that for sufficiently fine partitions \hat{c} is locally convex as well and it follows that $\kappa(\hat{c}) = \kappa(c)$. \square

Remark 3.4. Lemma 3.3 does not hold for general metrics. Consider for example the plane with coordinates (x, y) and a metric given by

$$ds^2 = \exp\left(2\left(\sqrt{x^2 + y^2} - 1\right)^3\right)(dx^2 + dy^2)$$

in a small neighborhood of $c = \{x^2 + y^2 = 1\}$. Then $K(x, y) > 0$ for $x^2 + y^2 > 1$ and $K(x, y) < 0$ for $x^2 + y^2 < 1$ and the geodesic curvature of c is constantly equal to 1. Applying the Gauss-Bonnet theorem to the domains lying between a PGC-curve b , in a small tubular neighborhood of c , and c shows that $\kappa(b) > \kappa(c)$.

4. CURVATURE NON-INCREASING HOMOTOPIES

In this section we construct PGC-homotopies of PGC-curves which decreases the total absolute geodesic curvature and which brings every such curve to a standard form.

4.A. Flat surfaces. Let Σ be a Riemann surface. If $c: S^1 \rightarrow \Sigma$ is a PGC-curve then we say that the continuous image of c in Σ is its *underlying curve*. Let $\Pi: \tilde{\Sigma} \rightarrow \Sigma$ be a smooth covering map and endow $\tilde{\Sigma}$ with the pull-back metric. Define a *lift* of a PGC-curve c to be a PGC-curve b such that \vec{b} is a lift of \vec{c} with respect to the induced covering $U\tilde{\Sigma} \rightarrow U\Sigma$.

If c lifts to a closed curve b and if b_t is any PGC-homotopy of b then $c_t = \Pi(b_t)$ is a PGC-homotopy of c . If c lifts to a non-closed curve and if b_t is a PGC-homotopy of b such that its end points $b_t(0)$ and $b_t(1)$ satisfies $\Pi(b_t(0)) = \Pi(b_t(1))$ and $\Pi(\dot{b}_t(0)) = \Pi(\dot{b}_t(1))$ for all t (for example if the PGC-homotopy fixes endpoints) then $c_t = \Pi(b_t)$ is a PGC-homotopy of c .

Lemma 4.1. *Let Σ be a flat Riemann surface as in Theorem 1.1 (a) and let $c: S^1 \rightarrow \Sigma$ be a PGC-curve such that for every vertex curve γ of c , $l(\gamma) < \pi$. Then there exists a PGC-homotopy c_t , $c_0 = c$ such that $\kappa(c_t)$ is a non-increasing function of t , such that for any t any vertex curve γ_t of c_t satisfies $l(\gamma_t) \leq \pi$, and such that the underlying curve of c_1 is a geodesic. In particular, any vertex curve γ_1 of c_1 satisfies $l(\gamma_1) = \pi$.*

Proof. We start in the simplest case when $\Sigma = \mathbb{R}^2$. Write

$$c = (c_1, \gamma_1, c_2, \gamma_2, \dots, c_{m-1}, \gamma_m),$$

where c_j are geodesic segments (straight lines) and γ_j are vertex curves. Since $l(\gamma_j) < \pi$ for each j , it follows that all curvature concentrations γ_j are parameterizations of the exterior angle of the underlying curve of c at its vertices. Let v be a vector and let w be a vector orthogonal to v .

We start by making a small deformation of c to ensure that no segment of c other than c_1 is parallel to v . Assume that $c_j: [0, 1] \rightarrow \mathbb{R}^2$ is parallel to v . Then move the end point $c_j(1)$ along c_{j+1} a small distance. This does not change the direction of any segment but c_j . Moreover it does not increase κ : with notation as in Figure 1 we have

$$(\gamma_{j+1} + \gamma_j) - (\gamma_{j+1}' + \gamma_j') \leq \alpha - \alpha = 0.$$

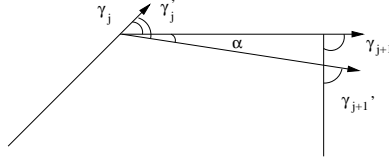


FIGURE 1. Making all segments transverse to v

Next consider the local extrema of the height function w along the curve c . Our initial deformation ensures that all local extrema are vertices. At each such vertex we flatten the curve removing one vertex and introducing two new ones as indicated in Figure 2. With notation as there $\alpha = \beta + \gamma$ and hence κ does not change.

We call the new segments which are all parallel to v extremum segments and denote them e_1, \dots, e_m . Let E_j be the part of c which connects e_j to e_{j+1} .

We PGC-homotope the curve to have the desired form in two steps.

Step 1: Straighten all E_j -segments. Let $E_j = a_1 \cup \dots \cup a_m$. Move the endpoint of a_1 along a_2 until it reaches its endpoint. At this time we have removed one vertex. Note that (see Figure 1) the deformation does not increase κ , does not give rise to any new critical points of the height function in direction w along E_j , and does not give rise to any vertex curves of length $\geq \pi$. After $m - 1$ steps we have removed all vertices and E_j agrees with the straight line segment connecting the end point of e_j to the start point of e_{j+1} .

Step 2: Push the curve to a line segment parallel to v . In Figure 3 (a) $\alpha' + \beta' < \alpha + \beta$ and in (b) $\alpha' + \beta' = \alpha + \beta$. Hence this pushing does not increase κ . The end result of this deformation is a straight line segment with vertex curves γ such that $l(\gamma) = \pi$. This finishes the proof for $\Sigma = \mathbb{R}^2$.

We now turn to the non-simply connected case. The conditions on Σ guarantees there is a covering map $\Pi: \mathbb{R}^2 \rightarrow \Sigma$. Note that the deck transformations of this

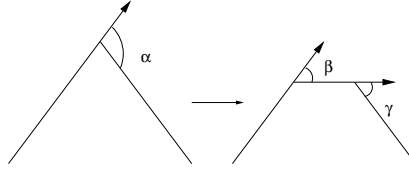


FIGURE 2. Flattening extrema

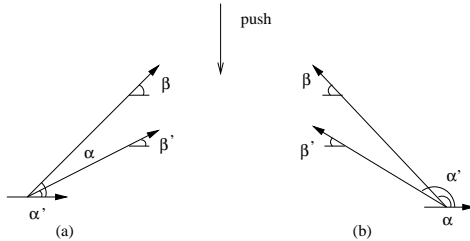


FIGURE 3. Pushing the curve to a straight line segment.

covering are simply translations on \mathbb{R}^2 . Let b be a lift of c . If b is closed we repeat the argument above. If b is non-closed we lift at a special point in order to be able to repeat the above argument. Let v be the direction vector of the lift of a closed geodesic in the free homotopy class of b . Since the deck-transformations are simply translations, v is independent on the geodesic chosen. Let w be a vector orthogonal to v . Now, either the curve b has a segment parallel to v or we find a vertex p on b which is a local extremum of w . Using the second deformation above we flatten b at p giving rise to a small new segment e parallel to v . Now pick a lift of $\Pi(b)$ starting at the mid-point of a segment parallel to v . With the curve in this position we repeat the argument above. In the final step, *Step 2*, we push the curve to the straight line through the endpoints of the curve. \square

Lemma 4.2. *If c_0 and c_1 are two PGC-homotopic PGC-curves with all vertex curves of length smaller than π on a Riemann surface as in Lemma 4.1 then for each $\epsilon > 0$,*

there exists a PGC-homotopy c_t , $0 \leq t \leq 1$, connecting them such that

$$\kappa(c_t) < \max\{\kappa(c_0), \kappa(c_1)\} + \epsilon,$$

for all t .

Proof. After Lemma 4.1 it is sufficient to consider the case when c_0 and c_1 both have underlying curves geodesics and all vertex curves of length π . Any vertex curve is thus either a positive or a negative π -rotation. It is easy to see that neighboring vertex curves of different signs cancel. Also, neighboring vertex curves of length 2π and of opposite signs can be canceled, increasing κ arbitrarily little, see Figure 4. The lemma follows from these observations. \square

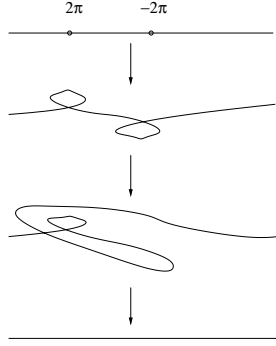


FIGURE 4. Removing opposite 2π -rotations.

4.B. The hyperbolic plane. The counterpart of Lemma 4.1 in the case of constant negative curvature differs in an essential way: the limit curve which arises is not a PGC-curve in the hyperbolic plane, in fact it often has infinite length. To deal with this phenomenon we define a generalized PGC-curve in the hyperbolic plane as a PGC-curve which is allowed to have vertices at infinity. More concretely, consider the disk model of the hyperbolic plane,

$$D = \{x = (x_1, x_2) \in \mathbb{R}^2 : |x| < 1\}, \quad ds^2 = \frac{4(dx_1^2 + dx_2^2)}{(1 - |x|^2)^2},$$

and add to it the circle at infinity ∂D . Define a *generalized PGC-curve* as a piecewise smooth curve in $\bar{D} = D \cup \partial D$ which consists of geodesic segments (i.e. arcs of circles meeting ∂D at right angles) and which is allowed to have vertices on ∂D . We extend κ to generalized PGC-curves in the natural way.

To connect generalized PGC-curves to PGC-curves we measure the distance between generalized PGC-curves as the C^0 -distance between their lifts in UD with respect to the metric on UD induced by the Euclidean metric on the plane.

It is then clear that if b_λ , $\lambda \in \Lambda$ is any continuous family of generalized PGC-curves parameterized by a compact space Λ and $\epsilon > 0$ is arbitrary then for any $\delta > 0$ there exists a family of PGC-curves c_λ of distance less than ϵ from b and such that $|\kappa(c) - \kappa(b)| < \delta$.

Lemma 4.3. *Let $\Sigma \approx \mathbb{R}^2$ be a negatively curved Riemann surface as in Theorem 1.1 (a) and let $c: S^1 \rightarrow \Sigma$ be a PGC-curve. Then there exists a generalized PGC-homotopy c_t , $0 \leq t \leq 1$, $c_0 = c$ such that $\kappa(c_t)$ is a non increasing function of t for all t , and such that c_1 is a generalized PGC-curve with all its vertices on the circle at infinity and any of its vertex curves γ_1 satisfies $l(\gamma_1) = \pi$.*

Proof. Note that κ is invariant under scaling. Therefore we may assume that $K \equiv -1$. Then $\Sigma = D$. Let c be a PGC-curve. Consider a vertex curve γ of c at the vertex $p \in D$. Let c_1 be the incoming geodesic arc of c at p . We consider two cases separately.

Case 1: Assume that $l(\gamma) = a + n2\pi$ where $0 < a < \pi$ and $n \geq 0$. In this case the vertex curve is, modulo 2π -rotations, the exterior angle of the curve. We push the endpoint of c_1 backwards along c_1 until we reach its start point. At this moment we have reduced the number of non-infinite vertices of c by one. To see that this generalized PGC-homotopy does not increase κ we calculate with notation as in Figure 5,

$$\alpha' + \beta' = \alpha + \int_{\Omega} K dA \leq \alpha,$$

and hence κ does not increase.

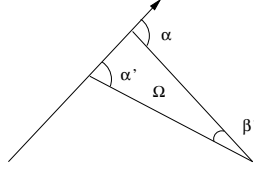


FIGURE 5. Removing an exterior angle

Case 2: Assume that $l(\gamma) = a + n2\pi$ where $\pi \leq a < 2\pi$ and $n \geq 0$. In this case the vertex curve is, modulo 2π -rotations, the complementary angle to the exterior angle. We push the vertex in the positive direction along c_1 until it hits ∂D , thereby reducing the number of non-infinite vertices by one. To see that this PGC-homotopy does not increase κ we calculate with notation as in Figure 6,

$$\alpha' + \beta' = \alpha + \int_{\Omega} K dA \leq \alpha,$$

and hence κ does not increase.

Repeating this argument a finite number of times we remove all non-infinite vertices of c . To finish the proof we note that any vertex curve at infinity has length $\pi + 2m\pi$ and that the $2\pi m$ -concentration can be moved along one of the

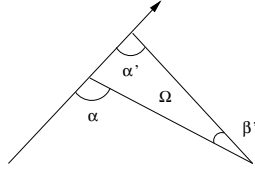


FIGURE 6. Removing an interior angle

geodesics which ends at the vertex and then pushed to $2m$ curvature concentrations at infinity, each of length π , see Figure 7 \square

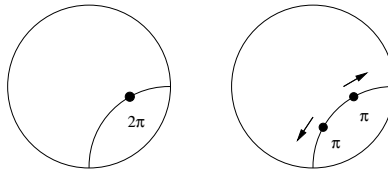


FIGURE 7. Splitting a curvature concentration

Our next goal is to deform any generalized PGC-curve with its vertices at infinity to a standard form. To this end, we distinguish two different vertices at infinity: let x be a vertex on ∂D of a generalized PGC-curve with incoming geodesic segment along the geodesic c_i and outgoing geodesic segment along the geodesic c_o . Note that c_i subdivides D into two components. Let D_+ be the component with inward normal ν along c_i such that if $n(x)$ is the outward normal of ∂D at x then $n(x), \nu(x)$ is a positively oriented basis of \mathbb{R}^2 . Let D_- be the other component. Assume that the vertex curve at x is a positive (negative) π -rotation. If $c_i = c_o$ then we say x is a *degenerate vertex*. We say that x is an *over-rotated vertex* if c_o lies in D_- (D_+), otherwise we say it is an *under-rotated vertex*.

We say that a generalized PGC-curve of tangential degree (Whitney index) m in the hyperbolic plane is in *standard position* if it has the form of the curve in Figure 8, where if $|m| \neq 0$ all vertex curves have length π and the same orientation. Clearly any two PGC-homotopic generalized PGC-curves in standard position are PGC-homotopic through such curves.

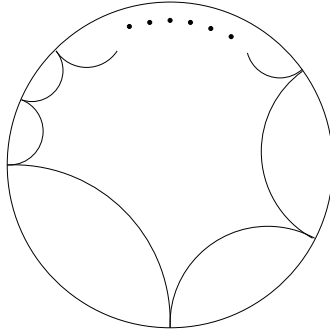


FIGURE 8. A curve in standard position

Lemma 4.4. *If c_0 and c_1 are two PGC-homotopic PGC-curves in the hyperbolic plane with at least one vertex curve γ with $l(\gamma) \neq k\pi$, $k \in \mathbb{Z}$ then there exists a PGC-homotopy c_t , $0 \leq t \leq 1$, from c_0 to c_1 such that*

$$\kappa(c_t) \leq \max\{\kappa(c_0), \kappa(c_1)\},$$

for all t .

Proof. Using Lemma 4.3, we deform any given PGC-curve to a generalized PGC-curve with all its vertices at infinity and all vertex curves of length π without increasing κ . In fact the condition on the vertex curve γ implies that κ actually is decreased by this deformation.

Note that any curve with two infinite vertices is in standard position. Assume inductively that any curve with $< m$ vertices can be homotoped to standard position and consider a curve with m vertices.

If the curve has an under-rotated vertex then this vertex can be removed using the method of *Step 1*. Our inductive assumption thus finishes the proof in that case. So we assume that the curve does not have any under-rotated vertices.

Consider a curve which satisfies this assumption and which has two curvature concentrations of opposite signs. Such a curve must have two vertices a and b with curvature concentrations of opposite signs which are connected by a geodesic arc C . Let A and B be the other geodesics with endpoints at a and b , respectively. Since every vertex is over-rotated, it follows that C separates A from B . Push the second end point of B which is not equal to b until it is very close to a and the end point of A which is not equal to a until it is very close to b . With this done, push the curvature concentrations inwards along C and cancel them increasing κ arbitrarily little. The initial phase of the latter homotopy is shown in Figure 9.

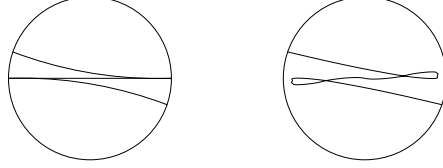


FIGURE 9. Canceling opposite concentrations

Finally, assume that there are no under-rotated vertices and that all of the vertices have curvature concentrations of the same sign. In this case we pick a first puncture and move the second towards it, eventually creating a small geodesic. We then move the third vertex towards the second and so on. We claim that either this process creates a standard curve or it creates an under-rotated vertex. To see this, let p_j be the first vertex which has not been moved. There are two cases, either p_j can be moved without passing p_{j+2} . In this case the construction continues. Or, p_j must pass p_{j+2} in which case an under-rotated vertex at p_{j+1} is created. The claim and the lemma follows. \square

4.C. Constant curvature spheres.

Lemma 4.5. *Let Σ be the 2-sphere with a constant curvature metric. Let $c: S^1 \rightarrow \Sigma$ be a PGC-curve. Then there exists a PGC-homotopy c_t , $0 \leq t \leq 1$, such that $\kappa(c_t)$ is a non-increasing function of t , and such that the underlying curve of c_1 is a geodesic. In particular each vertex curve of c_1 has length $k\pi$ for $k \in \mathbb{Z}$.*

Proof. Without loss of generality we assume $K \equiv 1$. We show how to decrease the number of vertex curves γ of length $l(\gamma) \neq k\pi$, $k \in \mathbb{Z}$. Since there are only finitely many vertices to start with, the lemma follows once this is established.

Let p_1 denote the start and p_2 denote the end point of a geodesic c_1 of c . Let c_0 and c_2 be the other geodesic segments connecting to p_1 and p_2 , respectively. Let G_j be the great circle in which c_j has its image. If c is a geodesic on Σ we let $l(c)$ denote its length. We must consider two separate cases. The first case arises when $l(c_1) \neq m\pi$ for all $m \in \mathbb{Z}$. We deform the curve by moving p_2 along G_2 in such a way that if c_2 moves with it then $l(c_1)$ decreases. We stop this deformation the first time p_2 hits p_3 , one of the intersection points of G_0 and G_2 , or, if $l(c_1) = n\pi$, p_1 . At this instant we obtain a curve with the number of vertices with vertex curve of length different from $k\pi$ one smaller than the corresponding number for c .

A straightforward case by case check shows that this deformation does not increase κ : there are 16 cases to check. They arise as follows. First $l(c_1) = a + 2\pi m$, $0 < a < \pi$ where $m \geq 0$ is even or odd, second the the tangent vectors of c_0 and c_2 at p_0 and p_1 , respectively, points into different components of $\Sigma - G_1$ or into the

same component, third and fourth the lengths of the vertex curves γ at p_0 and p_1 satisfy $l(\gamma) = a + 2\pi m$, $0 < a < \pi$, where $m \geq 0$ is even or odd. However, the fact that κ does not increase follows in all of these cases from one of the following two computations.

First, with notation as in Figure 10, we calculate

$$\beta' + (\pi - (\alpha - \alpha')) + \pi - \beta + \int_{\Omega} K dA = 2\pi.$$

Thus,

$$\Delta\kappa = (\alpha' + \beta') - (\alpha + \beta) = - \int_{\Omega} K dA < 0.$$

Second, with notation as in Figure 11, we calculate

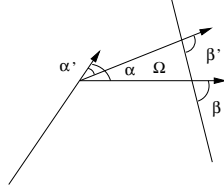


FIGURE 10. Removing a vertex I

$$\beta + (\pi - \beta') + (\pi - (\alpha - \alpha')) + \int_{\Omega} K dA = 2\pi.$$

Thus,

$$\Delta\kappa = (\alpha' + \beta') - (\alpha + \beta) = \int_{\Omega} K dA - 2(\alpha - \alpha') < 0,$$

where the last inequality follows since $2(\alpha - \alpha') = \int_{\Gamma} K dA$ where Γ is the angular region between the geodesics connecting antipodal points and intersecting at an angle $\alpha - \alpha'$, and since $\Omega \subset \Gamma$.

Finally, we consider the case when $l(c_1) = \pi + n2\pi$. Again we must separate two cases. When the incoming and outgoing tangent vectors point into opposite half spheres we simply rotate c_1 to decrease the lengths of the vertex curves. The process stops when one of the corners have been smoothened. When the incoming and outgoing tangent vectors point into the same half-space we rotate to increase the length of the vertex curve at p_1 . This decreases the length at p_2 by the same amount. We stop when p_2 or p_1 has a vertex curve of length $k\pi$, $k \in \mathbb{Z}$. \square

Lemma 4.6. *Let c_0 and c_1 be any two PGC-homotopic curves on Σ then, for any $\epsilon > 0$, there exists a PGC-homotopy c_t with*

$$\kappa(c_t) \leq \min\{\kappa(c_0), \kappa(c_1), 2\pi + \epsilon\}.$$

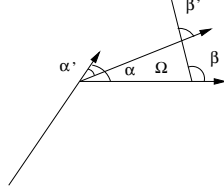


FIGURE 11. Removing a vertex II

Proof. Lemma 4.5 shows that it is enough to consider two curves as c_1 there. We first show how to deform such a curve to a multiple of a closed geodesic. Clearly, we may split the curvature concentrations so that all vertex curves has length π . Fix a first vertex p and the orientation of the great circle of its incoming geodesic. Move the second vertex q to the antipodal point of the first and rotate the arc which connects p and q an angle π . Note that after the rotation, its orientation agrees with the fixed one. If the orientation of the vertex curves at p and q are the same then this rotation removes two vertices and decreases κ . If the two vertex curves have opposite orientations this rotation does not change κ and one vertex with vertex curve of length 2π is created. Splitting this new born vertex into two and repeating the above argument removes them. In this way, we eventually remove all vertices.

To finish the proof we need only show how to increase the number of times a curve encircles a geodesic by 2 not increasing κ by more than $2\pi + \epsilon$. We use the following procedure. Create two curvature concentrations of length π and of opposite orientations keeping κ arbitrarily close to 2π . Applying the above procedure we arrive at a curve which goes two more times around the geodesic. \square

4.D. Curves with self tangencies on the sphere. A generic regular curve on a surface has only transverse double points. In generic regular homotopies there appear isolated instances of triple points and self tangencies. The self tangencies are of two kinds *direct* when the tangent vectors at the tangency point agree and *opposite* when they do not.

Lemma 4.7. *Any regular curve c on Σ with an opposite self-tangency has $\kappa > 2\pi$.*

Proof. Since c is not a geodesic we may decrease $\kappa(c)$ a little by a small deformation, keeping the self tangency. Let c' be the resulting curve. We then fix a sufficiently fine PGC-approximation b of c' with $\kappa(b) < \kappa(c)$ and with two segments of the same geodesic close to the self tangency point.

Apply Lemma 4.5 to the curve b with the endpoint of one of the self tangency segments as p_1 . Note that as this process reaches the endpoint of the other self

tangency segment the first time, we must have a geodesic with at least one vertex curve of length π . It follows that $\kappa(b) \geq 2\pi$ and therefore $\kappa(c) > 2\pi$. \square

In order to prove Theorem 1.1 (b) we are going to apply Arnold's J^- -invariant of immersed curves on S^2 . Arnold introduced his invariant for regular curves in the plane, see [1]. Its existence for curves on more general surfaces was established in [4] and [12].

The J^- -invariant has the following property: If c_0 and c_1 are two self transverse regularly homotopic curves on S^2 and c_t is any generic regular homotopy connecting them then the algebraic number of opposite self tangencies of c_t is independent of the choice of c_t . This number is called the relative J^- -invariant of c_0 and c_1 , we will denote it $\Delta J^-(c_0, c_1)$. To compute the algebraic number of self tangencies each self tangency moment is equipped with a sign as follows. It is a positive moment if it increases the number of double points, otherwise it is negative.

Lemma 4.8. *Consider the curves going k and $k+2$ times respectively around a geodesic. Let c_0 and c_1 be any small perturbations of these curves. Then $|\Delta J^-(c_0, c_1)| = 2$.*

Proof. We first note that any sufficiently small perturbations of such a curve can be thought of as a multi-graph over the 0-section in a tubular neighborhood of a great circle. There thus exists a deformation without opposite self-tangencies connecting any two sufficiently small such perturbations. To compute ΔJ^- it is sufficient to check one regular homotopy. In Figure 12, the first picture illustrates a curve in a neighborhood of the north pole which is obtained by shrinking a perturbed multiple of the equator and in the first deformation one kink is pulled over the south pole. The lemma follows from Figure 12. \square

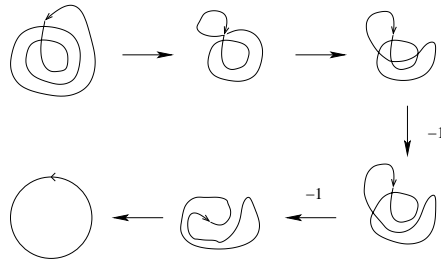


FIGURE 12. Computation of ΔJ^-

4.E. Locally convex curves on flat surfaces. Let Σ be a flat surface which is closed or has the topological type of $S^1 \times \mathbb{R}$, or of \mathbb{R}^2 . For $p \in \Sigma$, $v \in U_p \Sigma$, and $(\xi, m) \in \pi_1(\Sigma) \times \mathbb{Z}$ let $\Omega_{(\xi, m)}(p, v)$ ($\hat{\Omega}_{(\xi, m)}(p, v)$) denote the space of all (strictly) locally convex curves c of regular homotopy class (ξ, m) such that $c(1) = p$ and $\dot{c}(1) = v$.

Lemma 4.9. *The spaces $\Omega_{(\xi,m)}(p,v)$ and $\hat{\Omega}_{(\xi,m)}(p,v)$ are weakly contractible.*

Proof. We start in the simply connected case, $\Sigma = \mathbb{R}^2$. Let F denote $\Omega_m(p,v)$ or $\hat{\Omega}_m(p,v)$. Let $\Gamma: S^n \rightarrow F$ be a continuous map, $\Gamma(x) = c_x: S^1 \rightarrow \mathbb{R}^2$. We think of S^1 as an interval $[0, L]$ with end-points identified. Thus $c_x(0) = p$ and $\dot{c}_x(0) = v$, for some fixed point p , some unit vector v , and all $x \in S^n$. To prove the lemma we must extend Γ continuously to the ball B^{n+1} .

To this end we first give an auxiliary construction in the case when F is the space of non-strictly convex curves. Fix a small $\epsilon > 0$ and a unit vector w such that $\langle v, w \rangle = 0$, and let $0 < t_1 < t_2 < L$ be the smallest and largest points where $\dot{c}_x(t_1) = (\cos \epsilon)v + (\sin \epsilon)w$ and $\dot{c}_x(t_2) = (\cos \epsilon)v - (\sin \epsilon)w$. Note that t_1 and t_2 are continuous as functions of x . Let q_x be the intersection point of the tangent lines to c_x at $c_x(t_1)$ and $c_x(t_2)$. Define an initial deformation of the curves which pushes c_x towards the piecewise linear curve obtained by replacing $c_x([0, t_1]) \cup c_x([t_2, L])$ with the curve $\overline{c_x(t_2)q_x} \cup \overline{c_x(t_1)q_x}$, where \overline{ab} denotes the line segment between a and b . To stay in the space of pointed curves we also translate the curve to ensure that it passes through p with the right tangent, see Figure 13. Clearly, this can be made

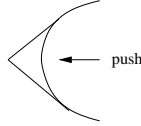


FIGURE 13. An initial deformation

continuous in x and in such a way that the resulting curves, still denoted c_x , are strictly convex at $c_x(0) = p$ for each $x \in S^n$.

After this initial deformation, the same proof works in both cases. The first step is to deform the curves so that the marked point is a global maximum of the height function in direction w . To this end, let $0 < t_1 < t_2 < L$ be the smallest and largest points, respectively where $\dot{c}_x(t_j)$ is parallel to w . Clearly, t_1 and t_2 depends continuously on x . Let $\lambda: [\frac{1}{2}, 1] \rightarrow \mathbb{R}$ be a decreasing positive function with $\lambda(\frac{1}{2})$ sufficiently large and $\lambda(1) = 0$. For $0 \leq s \leq \frac{1}{2}$ define $c_{sx}: [0, L + 2\lambda(s)] \rightarrow \mathbb{R}^2$ as

follows

$$c_{sx}(t) = \begin{cases} c_x(t) & \text{for } 0 \leq t \leq t_1, \\ c_x(t_1) + (t - t_1)w & \text{for } t_1 \leq t \leq t_1 + \lambda(s), \\ c_x(t - \lambda(s)) + \lambda(s)w & \text{for } t_1 + \lambda(s) \leq t \leq t_2 + \lambda(s), \\ c_x(t_2) - (-t + t_2 + 2\lambda(s))w & \text{for } t_2 + \lambda(s) \leq t \leq t_1 + \lambda(s), \\ c_x(t - 2\lambda(s)) & \text{for } t_2 + 2\lambda(s) \leq t \leq L + 2\lambda(s), \end{cases}$$

see Figure 14. In the case when F is a space of strictly convex curves we replace

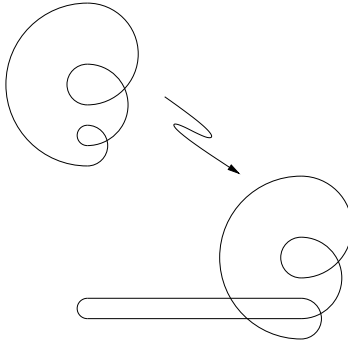


FIGURE 14. Making the marked point a global extremum

the straight line segments in $c_{sx}(t)$ above with slightly curved circular arcs. (In fact, since S^n is compact we can take these arcs to have curvature smaller than $\min_{x \in S^n} \min_{t \in [0, L]} (|k_g(t)|)$.)

The second step in the deformation takes all the curves in the family to curves with image in a large circle. Let C be a circle through p with tangent v at p . Let D be the bounded component of the plane with boundary C . If the radius of C is sufficiently big then we may choose C so that all curves $c_{\frac{1}{2}x}$ has image in D and $C \cap c_x([0, L]) = c_x(0)$. For $0 \leq s \leq 1$ let $c_{s\frac{1}{2}x}$ be the continuous family of convex curves which is the union of a curve in $c_{\frac{1}{2}x}$ starting at p and ending at the intersection point of the negative tangent half-line of $c_{\frac{1}{2}x}$ at $c_{\frac{1}{2}x}(sL)$, follows this half-line, and the goes along $c_{\frac{1}{2}x}$. For $s = 1$ we get a curve wrapping around C , see Figure 15. The construction is continuous in x and therefore we may use it to extend the map Γ to B^{n+1} . (Again, in the case of strictly locally convex curves we replace the tangent half-line with a very slightly curved circular arc.)

We next consider the non-simply connected case. In this case we have a covering $\pi: \mathbb{R}^2 \rightarrow \Sigma$ where the deck transformations are simply translations. We lift the curves c_x at the marked point. In the case when F is the space of non strictly locally convex curves a similar local deformation as the initial deformation above makes all curves strictly locally convex at the marked point. Let b_x denote the lifted curves. We have $b_x(0) = 0$, $b_x(L) = q$, $\dot{b}_x(0) = v = \dot{b}_x(L)$.

Let l_0 and l_q be the straight lines through 0 and q respectively with tangent vector v . By strict local convexity, for one of the unit vectors w orthogonal to v , we have

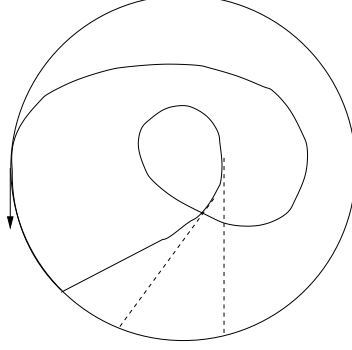


FIGURE 15. Making a locally convex curve circular

$\langle b_x(t), w \rangle > 0$ for t in a (punctured) neighborhood of 0 as for t in a (punctured) neighborhood of L . For convenience, assume that $\langle q, w \rangle > 0$ (otherwise change coordinates in \mathbb{R}^2 so that $q = 0$). Again we let t_1 be the smallest point such that $\dot{b}_x(t_1) = w$ and we let t_2 the largest such that $\dot{b}_x(t_2) = -w$. Again we add to b_x straight line segments so that $b_x(0)$ (or $b_x(q)$) is the global minimum of the height function in direction w and so that b_x intersects the region between the two lines l_0 and l_q in an arc.

Pick two circles C_0 and C_q through 0 and q , respectively and with tangents v at those points. Let D_0 and D_q be the bounded components of the plane which are bounded by C_0 and C_q , respectively. If the circles have sufficiently large radii then $c_x([0, L]) \subset D_0$ for each x and c_x intersects $D_0 - D_q$ in an arc. Let C be the boundary of the convex hull of C_0 and C_q . As above we deform c_x using its negative tangent half-line. For $0 \leq s \leq \tau$ where τ is the smallest point such that the negative tangent half-line at $b_x(\tau)$ intersects C in a point in C_q we let b_{sx} be a part of C followed by the negative tangent half-line in turn followed by the rest of b_x . For larger s we let b_{sx} be the curve with initial part as above followed by a curve in C_q in turn followed by the tangent half-line, and finally the rest of b_x . At $s = L$ we find that every curve in the family is a curve which is a segment in C followed by a curve with image in C_q , see Figure 16. In the case of strictly locally convex curves it is easy to modify the deformation described so that it keeps all curves strictly locally convex. This finishes the proof. \square

Let $\Omega_{(\xi, m)}$ and $\hat{\Omega}_{(\xi, m)}$ denote the spaces of all locally convex curves respectively strictly locally convex curves of regular homotopy class (ξ, m) .

Lemma 4.10. *The natural inclusion $\hat{\Omega}_{(\xi, m)} \subset \Omega_{(\xi, m)}$ induces a surjection*

$$\pi_r(\hat{\Omega}_{(\xi, m)}) \rightarrow \pi_r(\Omega_{(\xi, m)}),$$

for all r .

Proof. To see this note that the proof of Lemma 4.9 homotopes an arbitrary family of (based) locally convex curves to a family of strictly locally convex curves. Hence

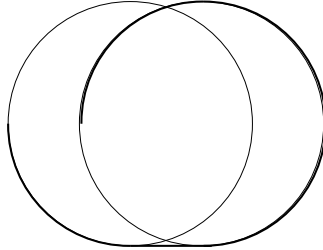


FIGURE 16. The final stage of a deformation of the lift of a locally convex curve

we need only consider what happens to the base point. Let $\Gamma: S^n \rightarrow \Omega_{(\xi, m)}$ be a family of curves. First use the initial deformation of the proof above to make all curves strictly locally convex in a neighborhood of $1 \in S^1$. With this accomplished we lift all curves in the family to \mathbb{R}^2 , by lifting $c(1)$. Note that if $n \geq 2$ then we can lift the whole family in this way however when $n = 1$ the start and endpoints of our lifts may differ by a translation. Now apply the procedure of the previous proof. Note that (in the case $n = 1$) the procedure behaves well with respect to translations. Hence, any $\Gamma: S^n \rightarrow \Omega_{(\xi, m)}$ can be homotoped to a map $\Gamma': S^n \rightarrow \hat{\Omega}_{(\xi, m)}$. This finishes the proof. \square

5. PROOFS OF THE THEOREMS ON CURVES

In this section we prove the main theorems on circle immersions into surfaces stated in Subsection 1.A.

5.A. Infima.

Proof of Theorem 1.2. Consider first case (c). A well-known theorem says that the 2-sphere with any metric (actually any closed Riemannian manifold) has a non-constant simple closed geodesic. This geodesic traversed once and twice respectively give representatives with $\kappa = 0$ for both regular homotopy classes on the 2-sphere.

In case (b) it is easy to construct a locally convex curve in any regular homotopy class (ξ, m) with $\xi \neq *$ or $m \neq 0$. Note that the class $(*, 0)$ can neither be represented by a closed geodesic nor by a locally convex curve. Hence $\kappa(c)$ can be decreased for each c of regular homotopy class $(*, 0)$. Moreover, the curvature decreasing procedure in the proof of Lemma 4.1 gives in this case a curve with underlying curve a geodesic segment. Since that curve is closed it must have at least two curvature concentrations of magnitude π . Hence $\hat{\kappa}(*, 0) \geq 2\pi$. Approximating a segment traversed twice with two vertex curves which are rotations π and $-\pi$ we find that $\hat{\kappa}(*, 0) = 2\pi$.

Finally, in case (a), it follows as above that the infimum is not attained in classes not representable by geodesics. To find the infima in case $\Sigma \approx \mathbb{R}^2$ we apply Lemma

4.3 to conclude that it is enough to find the minimal κ of a generalized PGC-curve in standard form in a given regular homotopy class. It is straightforward to check that a curve in standard form representing the regular homotopy class m has two vertex curves of length π if $|m| = 0$ and $|m| + 1$ vertex curves of length π otherwise. \square

5.B. Locally convex curves.

Proof of Theorem 1.3. Let v be a (covariantly) constant unit vector field on Σ . Let $\hat{\Omega}_{(\xi,m)}(v)$ and $\Omega_{(\xi,m)}(v)$ denote the space of strictly locally convex curves and locally convex curves c with $\dot{c}(1) = v$. Consider the evaluation map $e(c) = c(1)$,

$$e: \hat{\Omega}_{(\xi,m)}(v) \rightarrow \Sigma \quad \text{and} \quad e: \Omega_{(\xi,m)}(v) \rightarrow \Sigma.$$

These maps are clearly Serre fibrations: using translations we can lift any map from an n -disk into Σ . The fibers of these fibrations are $\hat{\Omega}_{(\xi,m)}(p, v)$ and $\Omega_{(\xi,m)}(p, v)$, respectively. These are weakly contractible by Lemma 4.9 and hence

$$\pi_r(\hat{\Omega}_{(\xi,m)}(v)) \approx \pi_r(\Sigma) \approx \pi_r(\Omega_{(\xi,m)}(v))$$

with isomorphism induced by evaluation.

Assume $m \neq 0$ and consider the fibration

$$e': \hat{\Omega}_{(\xi,m)} \rightarrow S^1,$$

$e'(c) = \dot{c}(0)$. This is a Serre fibration since $\dot{c}: S^1 \rightarrow S^1$ is a covering map (here it is essential that the curves are *strictly* locally convex). Since the fiber of e' is $\hat{\Omega}_{(\xi,m)}(v)$ we find that

$$\pi_r(\hat{\Omega}_{(\xi,m)}) = \pi_r(U\Sigma),$$

with isomorphism induced by the evaluation map. Since $\pi_r(U\Sigma) = 0$ if $r > 1$ we conclude from Lemma 4.10 that $\pi_r(\Omega_{(\xi,m)}) = \pi_r(\hat{\Omega}_{(\xi,m)})$.

We finally turn to the case $m = 0$. In this case the space under consideration is the space of closed geodesics in a fixed homotopy class. If $\Sigma \approx S^1 \times \mathbb{R}$ any element in such a space is uniquely determined by its intersection with $\mathbb{R} \times \{1\}$ and $\pi_{S^1}(c(1))$, where $\pi_{S^1}: S^1 \times \mathbb{R} \rightarrow S^1$ is the natural projection. Thus $\Omega_{(\xi,0)} \simeq \Sigma$. Similar arguments gives the same result when $\Sigma \approx T^2$. \square

5.C. Regular homotopies.

Proof of Theorem 1.1. Consider first case (a). If Σ is flat and both c_0 and c_1 are closed geodesics or locally convex curves then the theorem follows from Theorem 1.3. In all other cases we may first decrease the total curvature a little by Lemma 2.2 and then approximate by a PGC-curve as in Lemma 3.3. The theorem then follows from Lemmas 4.2, 4.4, and 3.3.

Case (b) is similar. The first statement follows from Lemmas 3.3, Lemma 4.6, and Lemma 3.2. The second follows from Lemmas 4.7 and 4.8 together with the approximation result just mentioned. \square

We end this section by demonstrating that Theorem 1.1 (a) does not hold true for Riemann surfaces with metrics of non-constant curvature with $K \leq 0$.

Remark 5.1. Consider the upper half-plane with coordinates (x, y) , $y > 0$ and metric

$$ds^2 = e^{2f(y)}(dx^2 + dy^2),$$

where $f: (0, \infty) \rightarrow \mathbb{R}$ is a (weakly) convex function such that its derivative f' satisfies $f'(y) = 0$ for $y \in [1, 2] \cup [3, 4]$, and such that its second derivative f'' satisfies $f''(y) > 0$ for $y \in (0, 1) \cup (4, \infty)$ and such that $f(y) = -\log(y)$ for y in some neighborhood of 0 and of ∞ .

Let $A_0 = \mathbb{R} \times [1, 2]$, $A_1 = \mathbb{R} \times [3, 4]$, and $B = \mathbb{R} \times (0, \infty) - (A_0 \cup A_1)$. Then $K(p) = 0$ for $p \in A_0 \cup A_1$ and $K(p) < 0$ for $p \in B$. Let c_0 and c_1 be convex curves in A_0 and A_1 , respectively. Then c_0 and c_1 are regularly homotopic. We claim that for every regular homotopy c_t connecting them there exists an instance c_τ with $\kappa(c_\tau) > 2\pi$. To see this note that as long as the curve c_t stays in A_0 it must remain convex, otherwise $\kappa > 2\pi$. In particular, the curve must remain embedded. Let t_0 be the last moment when the curve lies completely inside the closure of A_0 . Since embeddedness is an open condition we see that c_s is embedded for all $s > t_0$ sufficiently close to t_0 . Note that $c_{t_0} \cap \partial A_0 \neq \emptyset$. Pick some line l parallel to ∂A_0 , and close to a point in $c_{t_0} \cap \partial A_0$ and such that c_{t_0} intersects it transversely in two points. (The existence of such a line follows from Sard's lemma.) Then also c_s meets l transversely for s sufficiently close to t_0 . Applying the Gauss-Bonnet theorem to the two curves bounded by the bounded segment of l cut out by c_s and the two remaining pieces of c_s we find $\kappa(c_s) > 2\pi$.

6. TOTAL CURVATURE AND A SPHERE EVERSION

In this section we recall the definition of the total curvature of a closed n -manifold immersed into \mathbb{R}^{n+1} . We then describe a sphere eversion which constitutes a proof of Theorem 1.4.

6.A. Total curvature. Let $f: M \rightarrow \mathbb{R}^{n+1}$ be an immersion of a closed oriented n -dimensional manifold. Let $\nu: M \rightarrow \mathbb{S}^n$, where \mathbb{S}^n is the unit sphere in \mathbb{R}^{n+1} , be its Gauss map which takes a point $p \in M$ to the unit normal of $df(T_p M)$. The *total curvature* $\kappa(f)$ of f is the mapping area of ν . Standard results, see [3], then implies

$$\kappa(f) = \int_M |J(\nu)| d\sigma = \frac{1}{2} \int_{\mathbb{S}^n} \mu(f_v) dv,$$

where in first expression $|J(\nu)|$ is the absolute value of the Gauss-Kronecker curvature of f and $d\sigma$ is the volume element of the metric induced by f , and where in the second, integral geometric expression, $\mu(f_v)$ denotes the number of critical points of the function $x \mapsto \langle f(x), v \rangle$, where $v \in \mathbb{S}^n$ is a unit vector.

6.B. A sphere eversion. Let $f: S^2 \rightarrow \mathbb{R}^3$ be any immersion. Then for generic unit vectors v the composition of f with the orthogonal projection π_v along v to a plane is a map with only stable singularities. In particular this means that the image of the singular set of $\pi_v \circ f$ is a piecewise regular curve with cusp singularities. We call this curve *the fold curve* of $\pi_v \circ f$. The integral geometric formula for the total curvature presented above implies that the total curvature of a sphere immersion can be calculated as the average of the the total curvatures of the fold curves (with zero curvature concentrations at the cusps) over all projections, times two. In particular, if an immersion is nearly planar then its total curvature is close to twice the total curvature of the fold curve.

We describe a nearly planar sphere eversion $f_t: S^2 \rightarrow \mathbb{R}^3$, $0 \leq t \leq 1$, such that $\max_t \{\kappa(f_t)\} \leq 8\pi + \epsilon$. In Figure 17 we depict a projection of the middle stage $g_{\frac{1}{2}}$ of a sphere eversion g_t , $0 \leq t \leq 1$, closely related to f_t . To see that this is really the




FIGURE 17. Middle stage of a sphere eversion

projection of a sphere immersion we show the two disks which are glued together to form S^2 in Figure 18.

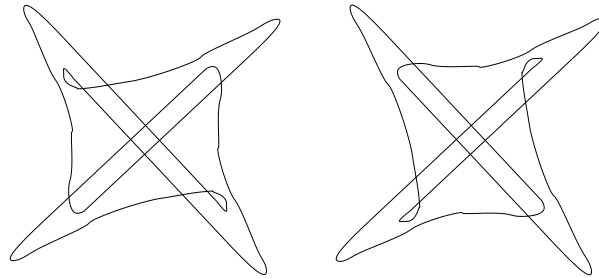


FIGURE 18. Two immersed disks

To connect the standard spheres to this middle stage, we use an abstract argument (although it is straightforward to draw a sequence of somewhat complicated pictures).

Consider any sphere immersion $f: S^2 \rightarrow \mathbb{R}^3$ such that the height function $h(p) = \langle v, f(p) \rangle$ has exactly two non-degenerate critical points for some direction v . We say that such a critical point is *positive* (*negative*) if the direction of the coorienting normal of the immersion agrees (does not agree) with its mean curvature vector at that point. Let its minimum in direction v be $h(q_-) = m$ and its maximum be $h(q_+) = M$. Then for $m < a < M$, $h^{-1}(a)$ is an immersed planar curve in a plane perpendicular to v . In this way we can view f as a 1-parameter family of immersed planar curves which begins and ends at embedded circles. It follows from this that the two critical points in the direction v have the same sign.

If $\tilde{f}: S^2 \rightarrow \mathbb{R}^3$ is any other immersion with the same property for the height function in some direction w and such that the signs of its critical points agrees with those of f then there exists a regular homotopy from f to \tilde{f} through immersions which has exactly two critical points in some direction. To see that we first rotate v to w and then use the Smale-Hirsch h-principle for immersed planar circles which says that two paths of immersed curves of the same Whitney index are homotopic with end points fixed if and only if their derivative evaluation maps at a marked point to S^1 are homotopic. This can clearly be achieved for the given paths by moving the marked point in the circle.

We now come back to our sphere eversion g_t . Consider an embedded convex sphere which is very elongated in some direction v . Intersecting it with planes orthogonal to v , we may view it as a 1-parameter family of immersed planar curves. We may view the immersion in Figure 17 in the same way after elongating it in the v or w directions. Thus by the above we can regularly homotope the standard sphere (with either coorientation) to the immersion in Figure 17. This gives a sphere eversion.

We need to show also that the above eversion can be carried out keeping κ arbitrarily close to 8π . To this end we consider the left picture in Figure 19 where a degenerate version of the middle stage in Figure 17 is depicted. It is clear that we can deform the previous middle stage keeping it an immersion until it is arbitrarily close to the degenerate one. The angles contributing to the total curvature of the fold line of the degenerate immersion are marked and it is easy to see that their sum is 4π (note that in the limit it is the *interior* angle at a cusp which contributes to the total curvature of the fold curve). The almost degenerate middle immersion thus has κ arbitrarily little larger than 8π . To see that the rest of the sphere eversion can

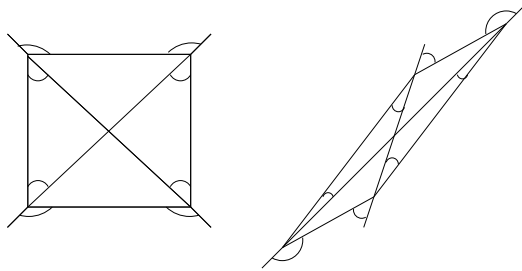


FIGURE 19. A degenerate middle stage

be carried out with κ not large than 8π , consider the deformation shown in Figure 19. It is clear that this deformation decreases κ and that it gives an immersion which is very elongated in one direction in which it has two critical points. Now, this immersion can be connected with a very elongated convex immersion by the above application of the Smale-Hirsch h-principle for curves. Since throughout the deformations the immersions stay elongated it follows from the integral geometric

expression for κ that it never exceeds 8π . (In fact it can be kept arbitrarily close to 4π during this part of the deformation by making the immersions sufficiently elongated.)

Proof of Theorem 1.4. The sphere eversion described above gives a proof. \square

7. LOCAL MINIMA AND RIT IMMERSIONS

In this section we first discuss local minima of κ in general dimensions using some tools from contact geometry. We then discuss the closely related concept of relatively isotopy tight (RIT) immersions introduced by Kuiper and Meeks in [9]. We prove the non-injectivity result, Theorem 1.5, for RIT-immersions and apply it to demonstrate Theorem 1.6.

7.A. Basic contact notions. A *contact structure* on an orientable $(2n+1)$ -manifold N is a completely non-integrable field of tangent hyperplanes $\xi \subset TN$. That is, a field of hyperplanes given as $\xi = \ker \alpha$, where the non-vanishing 1-form α (the *contact form*) is such that the $(2n+1)$ -form $\alpha \wedge (d\alpha)^n$ is a volume form on N . Note that if α is a contact form then $d\alpha|_{\xi}$ is a symplectic form. A diffeomorphism of contact manifolds $(N, \xi) \rightarrow (N', \xi')$ is called a *contactomorphism* if it maps ξ to ξ' . An immersion of an n -manifold $f: L \rightarrow N$ is called *Legendrian* if $df_p(T_p M) \subset \xi_{f(p)}$ for all $p \in L$.

7.B. The Legendrian lift of an immersion. Let M be an n -manifold, let T^*M be its cotangent bundle, and let $\pi: T^*M \rightarrow M$ be the natural projection. Define the 1-form θ_M on T^*M

$$\theta_M(p)V = p(d\pi V), \quad p \in T^*M, \quad V \in T_p(T^*M).$$

The unit cotangent bundle $UT^*\mathbb{R}^{n+1}$ of \mathbb{R}^{n+1} carries a natural contact structure. Consider $UT^*\mathbb{R}^{n+1}$ as a subset of $T^*\mathbb{R}^{n+1}$, then the restriction α of the 1-form $\theta_{\mathbb{R}^{n+1}}$ to $UT^*\mathbb{R}^{n+1}$ is a contact form.

Also the 1-jet space $J^1(\mathbb{S}^n, \mathbb{R}) \approx T^*\mathbb{S}^n \times \mathbb{R}$ of \mathbb{S}^n carries a natural contact structure with contact 1-form

$$\beta = dz - \theta_{\mathbb{S}^n},$$

where z is a linear coordinate on the \mathbb{R} -factor.

If $v \in \mathbb{R}^{n+1}$ then let v^* be the linear form on \mathbb{R}^{n+1} given by $\langle v, \cdot \rangle$, and if p is a linear form let p^* be the vector such that $p = \langle p^*, \cdot \rangle$. We write elements in $T^*\mathbb{R}^{n+1}$ as (x, p) , where $x \in \mathbb{R}^{n+1}$ and where p is a linear functional on \mathbb{R}^{n+1} . Likewise, elements in $T_v^*\mathbb{S}^n$ will be written as (v, p) where $v \in \mathbb{S}^n \subset \mathbb{R}^{n+1}$ and where p is a linear functional on \mathbb{R}^{n+1} such that $p(v) = 0$. Note that the diffeomorphism $\Phi: UT^*\mathbb{R}^{n+1} \rightarrow J^1(\mathbb{S}^n)$

$$\Phi(x, p) = \left(p^*, x^* - p(x)p, p(x) \right)$$

is a contactomorphism.

If $f: M \rightarrow \mathbb{R}^{n+1}$ is an immersion of an oriented n -manifold we define its *Legendrian lift* $Lf: M \rightarrow UT^*\mathbb{R}^{n+1}$ by

$$Lf(p) = \left(f(p), \nu(p)^* \right), \quad (7.1)$$

where $\nu(p)$ is the positive normal of f . Using Φ we may regard Lf as a map into $J^1(\mathbb{S}^n)$ as well. Note that Lf is a Legendrian immersion.

Let $\pi_1: UT^*\mathbb{R}^{n+1} \rightarrow \mathbb{R}^{n+1}$ and $\pi_2: UT^*\mathbb{R}^{n+1} \rightarrow \mathbb{S}^n$ be the natural projections. If $\Gamma: M \rightarrow UT^*\mathbb{R}^{n+1}$ is a Legendrian immersion such that $\pi_1 \circ \Gamma$ is an immersion then there exists an orientation on M such that $\pi_2 \circ \Gamma^*$ is the Gauss map of $\pi_1 \circ \Gamma$.

Finally, let $\phi: \mathbb{S}^n \rightarrow \mathbb{S}^n$ be a diffeomorphism then ϕ has a natural lift to a contactomorphism $\Phi: J^1(\mathbb{S}^n) \rightarrow J^1(\mathbb{S}^n)$,

$$\Phi(x, p, z) = (\phi(x), p \circ [d\phi^{-1}], z). \quad (7.2)$$

Note that Φ depends continuously on ϕ .

7.C. Shrinking volumes of maps and of Gauss maps. Let M be a closed n -manifold and let $f: M \rightarrow \mathbb{S}^n$ be any smooth map. By Sard's theorem the critical values of f is a subset of \mathbb{S}^n of measure zero. Assume that there exists a point $p \in M$ such that $\text{rank}(df_p) = n$. Then the volume $\text{vol}(f)$ of the map f satisfies $\text{vol}(f) > 0$. If $p \in \mathbb{S}^n$ is a regular value we say that the *absolute multiplicity* of f at p is the (finite by compactness) number of points in $f^{-1}(p)$.

We prove two lemmas about decreasing volumes of maps.

Lemma 7.1. *Assume that f has two regular values (a non-value is a regular value) of different absolute multiplicities. Then there exists a 1-parameter family of diffeomorphisms $\phi_t: \mathbb{S}^n \rightarrow \mathbb{S}^n$, $\phi_0 = \text{id}$, such that*

$$\text{vol}(\phi_t \circ f) < \text{vol}(f), \text{ for } 0 < t \leq 1.$$

Proof. Consider first the 1-dimensional case. Let p and q be points in \mathbb{S}^1 of absolute multiplicity m and n respectively with $m < n$. Let $A \subset \mathbb{S}^1$ be the positively oriented arc connecting p to q . Since the subspace of regular values in \mathbb{S}^1 is open and since the absolute multiplicity is locally constant on this subspace, there exists $\delta > 0$ such that in a δ -neighborhood of ∂A in A the multiplicity is constant. Choose a smooth function $\phi: \mathbb{S}^1 \rightarrow [0, 1]$ with the following properties

- $\phi = 0$ on a $\frac{1}{8}\delta$ neighborhood of $\mathbb{S}^1 - A$,
- $\phi = 1$ on $A - (B(p, \frac{1}{2}\delta) \cup B(q, \frac{1}{2}\delta))$,
- $\frac{d\phi}{ds} \geq 0$ on $B(p, \delta)$ and $\frac{d\phi}{ds} \leq 0$ on $B(q, \delta)$.

For small $\theta > 0$ consider the 1-parameter family of diffeomorphisms $\phi_t: \mathbb{S}^1 \rightarrow \mathbb{S}^1$

$$\phi_t(x) = e^{i\theta\phi(x)t}x.$$

If $\theta > 0$ is sufficiently small then, for $t > 0$, ϕ_t strictly decreases the length of the region where the multiplicity equals n and strictly increases the length of the region where the multiplicity equals m . The lengths of all regions of other multiplicities are left unchanged. The lemma follows in the 1-dimensional case.

In the higher dimensional case. Let $p, q \in \mathbb{S}^n$ be regular values of multiplicities m and n , respectively with $m < n$. Connect p to q by an oriented great circle arc $A \subset \mathbb{S}^1 \subset \mathbb{S}^n$. Again, for sufficiently small $\delta > 0$, the absolute multiplicity is constant on a δ -neighborhood of ∂A . Consider a tubular neighborhood $T \approx \mathbb{S}^1 \times D(\eta)$ with fiber disks of radii $0 < \eta < \delta$ of the great circle \mathbb{S}^1 . Let s be a coordinate on \mathbb{S}^1 and let $\phi(s)$ be a function as above. Let $g: [0, \eta] \rightarrow [0, 1]$ be a non-increasing smooth function with $g(0) = 1$ and $g = 0$ on $[\frac{1}{2}\eta, \eta]$. Let $\psi: D(\eta) \rightarrow [0, 1]$ be the function $\psi(\xi) = g(|\xi|)$. Let $(s, \xi) \in \mathbb{S}^1 \times D(\eta)$ be coordinates on T . For small $\theta > 0$ define the 1-parameter family of diffeomorphism $\phi_t: \mathbb{S}^n \rightarrow \mathbb{S}^n$ as $\phi_t = \text{id}$ on $\mathbb{S}^n - T$ and

$$\phi_t(s, \xi) = \left(e^{i\theta\phi(s)\psi(\xi)t}s, \xi \right),$$

Since the metric of \mathbb{S}^n has the form

$$ds^2 + f(|\xi|)d\xi^2$$

in T , it follows that, for $t > 0$, ϕ_t strictly decreases the volume of the set of regular values of absolute multiplicity n , strictly increases the volume of the set of regular values of absolute multiplicity m , and leaves the volumes of all regions of other multiplicities invariant. The lemma follows. \square

Lemma 7.2. *Assume that $f: M \rightarrow \mathbb{S}^n$ is a smooth map and that there are local coordinates $x = (x', x'') \in \mathbb{R} \times \mathbb{R}^{n-1}$ around $p \in M$ and coordinates $y = (y', y'') \in \mathbb{R} \times \mathbb{R}^{n-1}$ around $f(p) \in \mathbb{S}^n$ such that*

$$f(x', x'') = ((x')^{2k}, x''), \text{ for some } k > 0.$$

Then there is a 1-parameter family of diffeomorphisms $\phi_t: \mathbb{S}^n \rightarrow \mathbb{S}^n$ supported in a small neighborhood of $f(p)$, an a cut-off function $\psi(x)$ supported in a neighborhood of x such that

$$\text{vol}(\phi_{t\psi} \circ f) < \text{vol}(f), \quad \text{for } 0 < t \leq 1.$$

Proof. The lemma can be proved by an obvious modification of the proof of Lemma 7.1. \square

Proposition 7.3. *Let $f: M \rightarrow \mathbb{R}^{n+1}$ be an immersion which is a local minimum of κ of normal degree d . Then $\kappa(f) = \text{vol}(\mathbb{S}^n)(|d| + 2k)$, for some integer $k \geq 0$.*

Proof. Note that the Gauss map ν of f is smooth and that any regular value has algebraic multiplicity d , and therefore absolute multiplicity $|d| + 2k$ for some $k \geq 0$. If the volume of the Gauss map is different from $\omega_n(|d| + 2m)$ for all m it follows that there are regular values of ν of different multiplicities. Let ϕ_t be a family of diffeomorphisms of \mathbb{S}^n as in Lemma 7.1 which shrinks $\text{vol}(\nu)$. This family induces a family of contactomorphisms Φ_t of $J^1(\mathbb{S}^n)$, see (7.2), and hence of $UT^*\mathbb{R}^{n+1}$. Since the set of Legendrian immersions $\Gamma: M \rightarrow UT^*\mathbb{R}^{n+1}$ such that $\pi_1 \circ \Gamma$ is an immersion is open, it follows that for t sufficiently small $\pi_1 \circ \Phi_t \circ f$ is a regular homotopy of f shrinking the total curvature. The proposition follows. \square

Proposition 7.4. *If the Gauss map of $f: M \rightarrow \mathbb{R}^{n+1}$ has the form in Lemma 7.2 then there exists a regular homotopy f_t of f such that*

$$\frac{d}{dt}\kappa(f_t)|_{t=0} < 0.$$

Proof. Similar to the proof of Proposition 7.3. \square

7.D. Relatively isotopy tight immersions. Let M be a closed surface.

Definition 7.5. *An immersion $f: M \rightarrow \mathbb{R}^3$ is relatively isotopy tight (RIT) if*

$$\kappa(f) = 2\pi \max_{v \in \mathbb{S}^2} \mu(f_v) = 2\pi \min_{v \in \mathbb{S}^2} \mu(f_v).$$

and

$$\min_{v \in \mathbb{S}^2} \mu(g_v) \geq \frac{\kappa(f)}{2\pi},$$

for every immersion g in some neighborhood of f .

This is Definition A, in [9], where the following structure theorem appears as Fundamental Lemma 2. (For simplicity of formulation we state it for embeddings, the obvious analogue for immersions holds as well.)

Theorem (Kuiper and Meeks). *If $f: M \rightarrow \mathbb{R}^3$ is a relatively isotopy tight C^2 -embedding (immersion) then there exists an integer k and $k + 1$ convex surfaces $\partial B_0, \dots, \partial B_k$ in \mathbb{R}^3 such that the set $M_{K>0} = K^{-1}(0, \infty)$ satisfies*

$$M_{K>0} = \bigcup_{j=0}^k (\partial B_j)_{K>0}.$$

The unique principal component M_j^+ of $\partial B_j \cap M$ contains (∂B_j) and is obtained from ∂B_j by deleting disjoint plane convex disks in ∂B_j . The boundary of such a disk is called a top-circle. The plane $\Pi(\gamma)$ of a top-circle γ supports some neighborhood $U \subset M$ of $\Pi(\gamma) \cap M_j^+$. Moreover,

$$\kappa(f) = 4\pi(1 + g(M) + 2k).$$

All these properties together are sufficient for an embedding (immersion) to be relatively isotopy tight.

7.E. Non-injectivity. Let $f: S^2 \rightarrow \mathbb{R}^3$ be an RIT-immersion. Then the structure theorem in Subsection 6.B gives a subdivision of S^2 into planar surfaces of two kinds. The first kind are the planar surfaces which maps in a one-one fashion onto the convex bodies ∂B_j with planar convex disks removed. We write such a component Ω_k^+ and their union Ω^+ . The second kind is a component of $S^2 - \Omega^+$. We write such a component as Ω_j^- and their union as Ω^- . Then (as is easily seen) each Ω_j^- is a sphere with $k \geq 2$ disks removed. Our next lemma gives a non-embeddedness condition for such components with two disks removed.

Let $f: S^1 \times [0, 1] \rightarrow \mathbb{R}^3$ be an immersion such that $f|_{S^1 \times \{a\}}$, $a = 0, 1$ is a planar curve bounding a convex region D_a , and such adjoining to f a small collar in the plane of D_a , outside D_a , $a = 0, 1$ we get a C^1 -immersion with $\kappa(\hat{f}) = 4\pi$.

Lemma 7.6. *If $D_0 \cap D_1 \neq \emptyset$, then f is non-injective.*

Proof. Let $S^1 \times [0, 1] = A$. We note that $K \leq 0$ in A . If $\partial D_0 \cap \partial D_1 \neq \emptyset$ then f is not injective. Thus assume that $\partial D_0 \cap \partial D_1 = \emptyset$. Then the boundary of one of the disks does not intersect the other. Assume for definiteness that $\partial D_0 \cap D_1 = \emptyset$. We claim that $f(A) \cap \text{int}(D_1) \neq \emptyset$. If not then we can complete $f(A)$ to an embedding of the disk by adding D_1 and a large annular region B_0 in the plane of D_0 with one boundary component ∂D_0 and the other one a large circle ∂B_+ . We can further complete this embedding of the disk to an embedding of a sphere in two ways. Add the lower or the upper hemisphere of a sphere in which ∂B_+ is a great circle. These two embedded spheres bound balls in \mathbb{R}^3 . Noting that the global maximum (or minimum) of these embeddings in a direction perpendicular to the plane of D_0 lies in D_1 we find that the outwards coorientation of both these embeddings must point out of D_1 . This determines the outward coorientations on the planar part of the embedding and says in particular that it must be the same for both embeddings. This, in turn, contradicts the fact that the global minimum (or maximum) of these embeddings in the direction discussed is attained on the added half-spheres since their outward coorientations induce different coorientations on the planar part.

Assuming that f is an embedding we thus find that it intersects D_1 . Possibly after small perturbation it does so transversely. If one of the intersection components bounds a disk then this disk has an extremum in a direction perpendicular to D_1 , contradicting $K \leq 0$. Otherwise ∂D_1 together with one intersection component bounds a cylinder which must have at least one extremum in the direction

perpendicular to D_1 , which again contradicts $K \leq 0$. We conclude that f cannot be an embedding. \square

Let $f: S^1 \times [0, 1] \rightarrow \mathbb{R}^3$ be an immersion as above which is also an embedding, let $f(S^1 \times [0, 1]) = C$. Fix a point q_a in D_a and for $p \in C$ let v_p^a be the vector from q_a to p . Let w_a be the normal of D_a such that $\langle w_a, v_p^a \rangle > 0$ for all p in a small neighborhood of $S^1 \times \{a\}$.

Lemma 7.7. *If ν is a normal vector field of f then for any $p \in S^1 \times \{0\}$ and any $q \in S^1 \times \{1\}$ $\langle w_0, \nu(p) \rangle > 0$ if and only if $\langle w_1, \nu(q) \rangle > 0$.*

Proof. Let B be the boundary of a convex body containing D_0 and D_1 (such a convex body exists by Lemma 7.6). Assume the claim in the lemma is false. Then $(B - (D_0 \cup D_1)) \cup C$ is an embedding of a Klein bottle into \mathbb{R}^3 . Since there exists no such embeddings the lemma follows. \square

Let f be an embedding as above and use notation as there. Let h_a be the height function in direction w_a such that $h_a = 0$ on D_a .

Lemma 7.8. *If $p \in \text{int}(C)$ is a critical point of h_a then $h_a(p) > 0$.*

Proof. Consider the projection of C to a plane perpendicular to the intersection of the planes of D_0 and D_1 . Since C has two critical points in every directions we see that the fold curve of this projection is convex. Noting that the fold curve starts out upwards in the w_a -direction the convexity forces any point on this curve where the tangent is perpendicular to w_a to lie above the projection of D_a . \square

Proof of Theorem 1.5. Assume we can find an embedding as described. Consider the image of the disk D where the curvature is non-negative. Denote it B_0 . Denote its convex hull \bar{B}_0 . Let C denote the non-positively curved cylinder such that $\partial B_0 \cap \partial C \neq \emptyset$. Write $\partial C = S_1 \sqcup S_2$ and let $S_1 = \partial B_0 \cap \partial C$. Lemma 7.6 implies that the planar disk D_2 bounded by S_2 must either lie outside or inside \bar{B}_0 . If it lies outside then $C \cap D_1 \neq \emptyset$, where D_1 is the planar disk bounded by S_1 . An argument as in the proof of Lemma 7.6 then shows there has to be an elliptic point in C . Hence D_2 lies inside \bar{B}_0 .

We define an embedding $g: S^2 \rightarrow \mathbb{R}^3$ by changing f only on the complement of a small neighborhood of $B_0 \cup C$ such that $g(S^2) \subset \bar{B}_0$. Let $A = S^2 - (D \cup C)$. Then A is a disk embedded in \mathbb{R}^3 with $\partial A \subset \text{int}(\bar{B}_0)$. After moving D_1 slightly we may assume that A meets D_1 transversely. We want to remove all its intersections with D_1 . By transversality $A \cap D_1$ is a finite collection of circles. Consider an innermost circle in this intersection and its preimage in A . We cut it out and replace it by the disk it bounds in D_1 , shifted slightly. By induction we remove all circles.

Now consider the height function in the direction orthogonal to D_2 . It has a global minimum on A . We consider two cases.

Assume that this global minimum lies in ∂A . Then A lies above the plane containing D_1 . Note that $D_1 \cup C \cup D_2$ is an embedded sphere which bounds a ball. Let α be an arc inside this ball connecting D_1 to D_2 and meeting the boundary transversely. Add to α two half rays perpendicular to D_1 and D_2 to get Γ . Note that ∂A links Γ once. Therefore A must intersect Γ . In fact it must intersect α . It follows that $A \cap C \neq \emptyset$ and hence g is not an embedding.

Assume that the global minimum lies below the plane. Then we find an elliptic point q where this minimum is attained. By Lemma 7.8 the vertical half line in

the downward direction from this point meets $g(S^2)$ in $p \in B_0$. Now, the outwards coorientation on the embedding must point in different directions as compared to the mean curvature vectors at p and q respectively. This contradicts our coorientation assumption.

The final statement of the theorem is a direct consequence of the above and Lemma 7.7 \square

7.F. Curvature generic local minima. Let $f: S^2 \rightarrow \mathbb{R}^3$ be an immersion. Let K denote the curvature function of the metric induced by f . We say that f is *curvature generic* if 0 is a regular value of f .

Lemma 7.9. *Let $f: S^2 \rightarrow \mathbb{R}^3$ be a curvature generic local minimum of κ . Then f is an RIT-immersion such that any component Ω_j^- of f is a two-holed sphere.*

Proof. Let $\gamma \subset S^2$ be a component of $K^{-1}(0)$. Then γ is an embedded circle. Let s be a parameter along γ . We show that

$$\frac{d}{ds}\nu(s) = 0,$$

where ν is the Gauss map of f . Assume not, then there exists an open arc in γ where $\frac{d}{ds}\nu \neq 0$. Let $(u, v) \in (-\delta, \delta)^2 = W$ be coordinates around such a point with $K^{-1}(0) = \{v = 0\}$. Let e_1, e_2 be the eigenfields of the second fundamental form of the surface along W , with corresponding eigenvalues λ_1, λ_2 . Then $K = \lambda_1\lambda_2$ equals 0 along $\{v = 0\}$. Since 0 is a regular value we find

$$\frac{\partial \lambda_1 \lambda_2}{\partial v} \Big|_{(u,0)} = \frac{\partial \lambda_1}{\partial v} \Big|_{(u,0)} \lambda_2(u,0) + \lambda_1(u,0) \frac{\partial \lambda_2}{\partial v} \Big|_{(u,0)} \neq 0.$$

This implies that at most one of λ_1, λ_2 vanishes along $\{v = 0\}$. Assume it is λ_1 . Since $\partial_u \nu(u,0) \neq 0$ we see that e_1 and ∂_u are linearly independent. Moreover $\frac{\partial \lambda_1}{\partial v}(u,0) \neq 0$. Using the flow of e_1 we construct a coordinate system (u, x) in a neighborhood of $\{v = 0\}$. We see that

$$\nu(u, x) = \nu(u, 0) + \frac{\partial}{\partial x} \nu(u, 0)x + \frac{1}{2} \frac{\partial^2}{\partial x^2} \nu(u, 0)x^2 + \mathcal{O}(x^3).$$

Since $\frac{\partial}{\partial x} \nu(u, x) = \lambda_1 e_1$, $\frac{\partial^2}{\partial x^2} \nu(u, 0) = \frac{\partial \lambda_1}{\partial x} e_1$ and

$$\nu(u, x) = \nu(u, 0) + \frac{1}{2} \frac{\partial \lambda_1}{\partial x} e_1(u, 0)x^2 + \mathcal{O}(x^3).$$

Thus ν has a fold along $\{v = 0\}$. By Proposition 7.4, this contradicts f being a local minimum. Thus $\nu(s) = \nu$ is constant along γ . Since $\langle \dot{\gamma}, \nu \rangle = 0$ we find that γ lies in a plane orthogonal to ν .

We subdivide the components of $K^{-1}(0)$ into levels as follows. Any component γ subdivides the sphere into two disks. If one of these disks do not contain other components of $\Omega_0 = K^{-1}(0)$ we say that γ is a curve of level 0. In general we make the following inductive definition. Let Ω_j be the subset of $K^{-1}(0)$ obtained by removing from it all components of level smaller than j . Define a component of $K^{-1}(0)$ to have level j if one of the two disks into which it divides S^2 does not contain any component in Ω_j .

Let γ be a 0-level component of $K^{-1}(0)$. By the above $f(\gamma)$ is planar. We claim that $f(\gamma)$ must be convex. Consider an arc A of γ . Then the union of one piece of the surface and a planar region with boundary A must be convex. It is clear that this piece must lie in the direction of the curvature vector of A . Hence,

since γ separates negative curvature from positive it must be locally convex and the plane in which it lies is a local support plane of f . Moreover, restricted to any curve sufficiently near γ the image of the Gauss map is a curve wrapping around $\nu \in \mathbb{S}^2$ n -times. Filling this curve with a disk with singularity in the middle we get a branched cover of the sphere by a sphere with one singular point of multiplicity n . The Riemann-Hurwitz formula gives

$$\chi(S^2) = n\chi(S^2) - (n - 1) = n + 1,$$

where χ denotes the Euler characteristic. Hence $n = 1$ and the curve is convex.

Assume inductively that all curves of level $j - 1$ are planar and convex. Consider a level j -curve ∂R_+ which bounds a region $R \subset S^2$ and that all other boundary components ∂R_- of R are curves of level $j - 1$. Consider the Gauss map restricted to R . Our inductive assumption shows that the map $\nu|(R - \partial R_+)$ gives an immersion from the disk \bar{R} obtained from R by filling each component of ∂R_- with a disk. Arguing as above we find that the ∂R_+ is convex as well and that $\kappa(R) = \text{area}(\nu(\bar{R})) = 4\pi$. Thus by the Gauss-Bonnet theorem, if h denotes the number of holes in the negatively curved sphere with holes

$$\int K dA = -4\pi = 2\pi(2 - h) - 2\pi h = 4\pi - 4\pi h.$$

Hence $h = 2$ and it follows that each negatively curved component is a cylinder. (One may see that each component of $K^{-1}((-\infty, 0))$ is a cylinder also by using $K < 0$ and the line fields arising as asymptotic directions.) \square

Proof of theorem 1.6. The theorem follows from Lemma 7.9, the theorem in Subsection 7.D, and Theorem 1.5. \square

REFERENCES

- [1] V. I. Arnold, *Plane curves, their invariants, perestroikas and classifications*, Adv. Soviet Math. **21**, Singularities and bifurcations, Amer. Math. Soc. 33–91 (1994).
- [2] T. Banchoff and N. L. Max, *Every sphere eversion has a quadruple point*, Contributions to analysis and geometry, 191–209, Johns Hopkins Univ. Press, Baltimore, Md. (1981).
- [3] *Tight and taut immersions of manifolds*, Research Notes in Mathematics **107**, Pitman (Advanced Publishing Program) (1985)
- [4] A. V. Inshakov, *Invariants of types j^+, j^- and st of smooth curves on two-dimensional manifolds*, Funktsional. Anal. i Prilozhen. **33** 35–46 (1999); translation in Funct. Anal. Appl. **33** (1999) 189–198 (2000).
- [5] M. Gromov, *Partial Differential Relations*, Springer-Verlag (1986).
- [6] M. W. Hirsch, *Immersions of manifolds*, Trans. Am. Math. Soc. **93**, 242–276 (1959).
- [7] P. Li and S. T. Yau, *A new conformal invariant and its application to the Willmore conjecture and the first eigenvalue of compact surfaces*, Invent. math. **69** 269 – 291 (1982).
- [8] N. H. Kuiper, *Convex immersions of closed surfaces in E^3* , Comm. Math. Helv. **35** 85–92 (1961).
- [9] N. H. Kuiper and W. Meeks, III, *Total curvature for knotted surfaces*, Invent. math. **77** 25–69 (1984). c
- [10] S. Smale, *A classification of immersions of the two-sphere*, Trans. Am. Math. Soc. **90** 281–290 (1958).
- [11] S. Smale, *The classification of immersions of spheres in Euclidean spaces*, Ann. of Math. **69** 327–344 (1959).
- [12] V. Tchernov, *Arnold-type invariants of wave fronts on surfaces*, Topology **41** 1–45 (2002).