

SHARP ESTIMATES FOR MEAN CURVATURE FLOW OF GRAPHS

TOBIAS H. COLDING AND WILLIAM P. MINICOZZI II

0. INTRODUCTION

A one-parameter family of smooth hypersurfaces $\{M_t\} \subset \mathbf{R}^{n+1}$ flows by mean curvature if

$$z_t = \mathbf{H}(z) = \Delta_{M_t} z, \quad (0.1)$$

where z are coordinates on \mathbf{R}^{n+1} and $\mathbf{H} = -H\mathbf{n}$ is the mean curvature vector.

In this note, we prove sharp gradient and area estimates for graphs flowing by mean curvature. Thus, each M_t is assumed to be the graph of a function $u(\cdot, t)$. So, if $z = (x, y)$ with $x \in \mathbf{R}^n$, then M_t is given by $y = u(x, t)$. Below, du is the \mathbf{R}^n gradient of a function u , $\|u\|_\infty$ is the sup norm, and B_s is the ball in \mathbf{R}^n with radius s centered at the origin.

Our gradient estimate is the following (see Section 2 for the sharp area estimate):

Theorem 1. There exists $C = C(n)$ so if the graph of $u : B_{\sqrt{2n+1}r} \times [0, r^2] \rightarrow \mathbf{R}$ flows by mean curvature, then

$$\log |du|(0, r^2/[4n]) \leq C(1 + r^{-1} \|u(\cdot, 0)\|_\infty)^2. \quad (0.2)$$

The quadratic dependence on $\|u(\cdot, 0)\|_\infty$ in (0.2) should be compared with the linear dependence which holds when the graph of u is minimal (i.e., $u_t = 0$). In the minimal case, Bombieri, De Giorgi, and Miranda proved in [BDM] that

$$\log |du|(0) \leq C(1 + r^{-1} \|u\|_\infty) \quad (0.3)$$

(the case of surfaces was done by Finn in [F1]). By an earlier example of Finn, this exponential dependence cannot be improved even in the minimal case (see [F2] and cf. [GiTr]).

In [K], Korevaar gave a maximum principle proof of a weaker form of [BDM]; this weaker form had $\|u\|_\infty^2$ in place of $\|u\|_\infty$. Ecker and Huisken adapted Korevaar's argument to mean curvature flow in theorem 2.3 of [EH2] to get

$$\log |du|(0, r^2/[4n]) \leq 1/2 \log(1 + \|du(\cdot, 0)\|_\infty^2) + C(1 + r^{-1} \|u(\cdot, 0)\|_\infty)^2. \quad (0.4)$$

Note that, unlike (0.2), the gradient bound (0.4) depends also on the initial bound for the gradient.

Using the so-called grim reaper, one can see that the quadratic dependence on $\|u(\cdot, 0)\|_\infty$ in Theorem 1 is sharp (see Proposition 1 below). The *grim reaper* is the translating solution to the mean curvature flow given by that for each t it is a graph of the function

$$u(x, t) = t - \log \sin x, \quad (0.5)$$

The authors were partially supported by NSF Grants DMS 0104453 and DMS 0104187.

where $x \in (0, \pi)$ and $t \in [0, \infty)$. Note that $-u(x, t)$ is a downward translating solution. More generally, a parabolic rescaling by $\lambda > 0$ gives that the graph of

$$u^\lambda(x, t) = \frac{1}{\lambda}u(\lambda x, \lambda^2 t) = \lambda t - \frac{\log \sin(\lambda x)}{\lambda}, \quad (0.6)$$

where $x \in (0, \pi/\lambda)$, is a translating solution flowing with speed λ ; see figure 1. Since $\lim_{x \rightarrow 0} \frac{\sin x}{x} = 1$, an easy calculation shows that for $\lambda > 0$ sufficiently large

$$u^\lambda(e^{-\lambda^2}, 1) = \lambda - \frac{\log \sin(\lambda e^{-\lambda^2})}{\lambda} \leq 2\lambda. \quad (0.7)$$

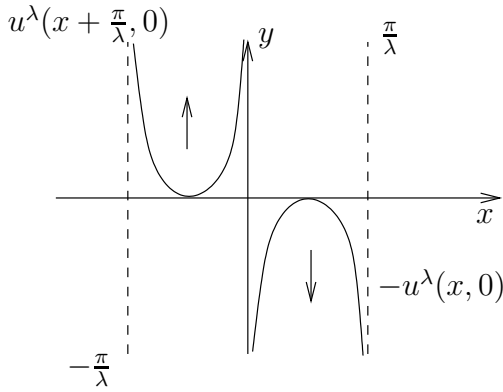


FIGURE 1. Two scaled grim reapers.

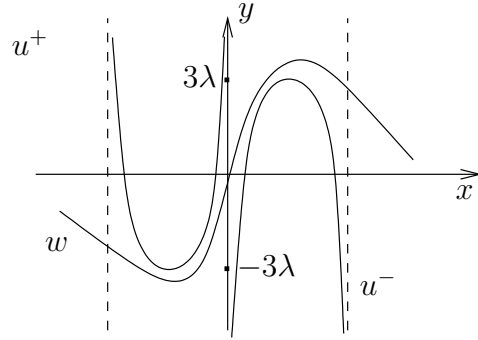


FIGURE 2. Use $u^+ = u^\lambda(x + \pi/\lambda, t) - 3\lambda$ and $u^- = -u^\lambda(x, t) + 3\lambda$ as barriers and let w be a graph between u^+ and u^- .

Proposition 1. Given $\lambda > 1$ sufficiently large, there is a solution $w(x, t)$ on $\mathbf{R} \times [0, \infty)$ of the mean curvature flow with

$$3\lambda < \|w(\cdot, 0)\|_\infty \leq 4\lambda, \quad (0.8)$$

$$\lambda e^{\lambda^2} \leq \max_{|x| \leq e^{-\lambda^2}} |dw(x, 1)|. \quad (0.9)$$

Proof. Define solutions $u^+(x, t) = u^\lambda(x + \pi/\lambda, t) - 3\lambda$ for $-\pi/\lambda < x < 0$ and $u^-(x, t) = -u^\lambda(x, t) + 3\lambda$ for $0 < x < \pi/\lambda$ of the mean curvature flow to be used as barriers. Since $u^+ \geq -3\lambda$ and $u^- \leq 3\lambda$, it is easy to choose (see figure 2) a smooth compactly supported function $w(\cdot, 0) : \mathbf{R} \rightarrow \mathbf{R}$ satisfying (0.8) and so

$$w(x, 0) < u^+(x, 0) \text{ for } -\pi/\lambda < x < 0, \quad (0.10)$$

$$u^-(x, 0) < w(x, 0) \text{ for } 0 < x < \pi/\lambda. \quad (0.11)$$

(We can choose $w(\cdot, 0)$ so that $w(x, 0) = 0$ for $|x| > \pi/\lambda$.) The existence results of [EH1] or [EH2] (see, e.g., theorem 1.7 in [E]) extend $w(x, 0)$ to a solution $w(x, t)$ of the mean curvature flow defined for $x \in \mathbf{R}$ and $t \in [0, \infty)$; see figure 3. Moreover, the maximum principle extends (0.10) and (0.11) to all $t \geq 0$. In particular, using this at $x = \pm e^{-\lambda^2}$, $t = 1$

and substituting (0.7), we get that

$$w(-e^{-\lambda^2}, 1) < u^+(-e^{-\lambda^2}, 1) \leq -\lambda, \quad (0.12)$$

$$\lambda \leq u^-(e^{-\lambda^2}, 1) < w(e^{-\lambda^2}, 1). \quad (0.13)$$

Finally, combining (0.12), (0.13), and the mean value theorem gives (0.9); see figure 3. \square

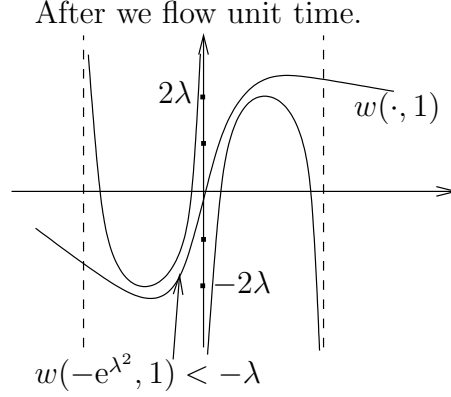


FIGURE 3. By the maximum principle, $w(\cdot, 1)$ will be between the barriers. This bounds $\max |\nabla w|$ from below.

Throughout, ∇ , Δ , and \mathbf{n} are the induced covariant derivative, laplacian, and unit normal on the submanifold M_t of \mathbf{R}^{n+1} . The graph of a function u flows by mean curvature if

$$u_t = (1 + |du|^2)^{1/2} \operatorname{div} \left(\frac{du}{(1 + |du|^2)^{1/2}} \right), \quad (0.14)$$

where div is divergence in \mathbf{R}^n .

1. INTERIOR GRADIENT ESTIMATE FOR GRAPHS

Theorem 1 will follow immediately from the next proposition and a standard maximum principle bounding u at future times in terms of the initial bound, see Lemma 3.

Proposition 2. If the graph of $u : B_r \times [0, r^2] \rightarrow \mathbf{R}$ flows by mean curvature, then

$$\log(1 + |du|^2(0, r^2/[4n])) \leq 2 \log 10 + 16n(1 + 2r^{-1} \|u\|_\infty)^2. \quad (1.1)$$

The strategy of the proof of Proposition 2 is as follows. By the maximum principle (Lemma 1) at the maximum of ϕv (where ϕ is a cutoff function and $v = (1 + |du|^2)^{1/2}$) the heat operator of the cutoff function is nonnegative. By choosing an appropriate cutoff function in terms of u (Lemma 2), we can bound the heat operator of the cutoff from above in terms of the gradient of u . Playing off this lower and upper bound at the max against each other gives the proposition.

Lemma 1. Suppose $(\partial_t - \Delta)v \leq -2|\nabla v|^2/v$ for a function $v \geq 0$ on $\{M_t\}_{t \in [0, 1]}$. If the function ϕ is ≤ 0 on $M_0 \cup_t (\partial M_t)$ but $\max \phi v > 0$, then $(\partial_t - \Delta)\phi \geq 0$ at the maximum of ϕv .

Proof. At the maximum of ϕv , we get

$$\nabla(\phi v) = v\nabla\phi + \phi\nabla v = 0, \quad (1.2)$$

$$(\partial_t - \Delta)(\phi v) = v\partial_t\phi + \phi\partial_tv - v\Delta\phi - 2\langle\nabla\phi, \nabla v\rangle - \phi\Delta v \geq 0. \quad (1.3)$$

Substituting (1.2) into (1.3) and using $(\partial_t - \Delta)v \leq -2|\nabla v|^2/v$ gives $(\partial_t - \Delta)\phi \geq 0$. \square

We will apply Lemma 1 to the volume element $v = (1 + |du|^2)^{1/2}$. We will first need some elementary formulas. If the graph of u flows by mean curvature and $a \in \mathbf{R}$, then

$$(\partial_t - \Delta)e^{ay^2/t} = -\frac{e^{ay^2/t}}{t^2} [ay^2 + 4a^2y^2|\nabla y|^2 + 2at|\nabla y|^2], \quad (1.4)$$

and (see, e.g., lemma 1.1 in [EH2] or 2.11 in [E])

$$(\partial_t - \Delta)v = -|A|^2v - 2\frac{|\nabla v|^2}{v} \leq -2\frac{|\nabla v|^2}{v}, \quad (1.5)$$

$$(\partial_t - \Delta)(1 - |x|^2 - 2nt) \leq 0. \quad (1.6)$$

The next lemma introduces the cutoff ϕ which will be used in Lemma 1.

Lemma 2. Set $\phi = \eta e^{ay^2/t}$ for $a \in \mathbf{R}$ and $\eta = (1 - |x|^2 - 2nt)$. If the graph of $u : B_1 \times [0, 1] \rightarrow \mathbf{R}$ flows by mean curvature, then

$$(\partial_t - \Delta)\phi \leq -\frac{e^{ay^2/t}}{t^2} \left[ay^2\eta + (4a^2y^2 + 2at)\eta \frac{|du|^2}{1 + |du|^2} - 8|ay|t \frac{|du|}{1 + |du|^2} \right]. \quad (1.7)$$

Proof. Using (1.4) and (1.6) gives

$$\begin{aligned} (\partial_t - \Delta)\phi &= \eta(\partial_t - \Delta)e^{ay^2/t} + e^{ay^2/t}(\partial_t - \Delta)\eta - 4e^{ay^2/t} \frac{ay}{t} \langle \nabla\eta, \nabla y \rangle \\ &\leq -\frac{e^{ay^2/t}}{t^2} [(ay^2 + 4a^2y^2|\nabla y|^2 + 2at|\nabla y|^2)\eta - 4ayt \langle \nabla y, \nabla |x|^2 \rangle]. \end{aligned} \quad (1.8)$$

The lemma follows since $|x| \leq 1$ and the y component of the normal is $(1 + |du|^2)^{-1/2}$. \square

Proof. (of Proposition 2.) By scaling, it suffices to prove the proposition when $r = 1$. Set $\eta = (1 - |x|^2 - 2nt)$ and $\phi = \eta e^{ay^2/t}$ for $a \leq -2$ to be chosen. After replacing u by $u + \|u\|_\infty + 1$ (i.e., translating), we can assume that $u \geq 1$; in particular, ϕ vanishes when $t = 0$. If the maximum of ϕv for $t \in [0, 1]$ is at $(x_0, y_0, t_0) \in B_1 \times \mathbf{R} \times (0, 1]$, then (1.5) together with Lemmas 1 and 2 give

$$ay_0^2\eta + (4a^2y_0^2 + 2at_0)\eta \frac{|du|^2(x_0, t_0)}{1 + |du|^2(x_0, t_0)} - 8|ay_0|t_0 \frac{|du|(x_0, t_0)}{1 + |du|^2(x_0, t_0)} \leq 0. \quad (1.9)$$

There are now two cases. Namely, either

$$|ay_0|\eta|du|(x_0, t_0) < 8, \quad (1.10)$$

or $|ay_0|\eta|du|(x_0, t_0) \geq 8$; in the second case, (1.9) (and $4a^2y_0^2 + 2at_0 > 2a^2y_0^2$) yields

$$ay_0^2\eta + a^2y_0^2\eta \frac{|du|^2(x_0, t_0)}{1 + |du|^2(x_0, t_0)} \leq 0. \quad (1.11)$$

Since $\eta \leq 1$, we get in either case that

$$\eta|du|(x_0, t_0) \leq 4, \quad (1.12)$$

Since $\max_{[0,1]}(\phi v) = \phi v(x_0, y_0, t_0)$ and $a < 0$, we get

$$\phi v = \eta e^{ay^2/t} (1 + |du|^2)^{1/2} \leq 5. \quad (1.13)$$

□

A standard barrier argument using shrinking spheres bounds the future height by the initial height:

Lemma 3. If $\rho \geq (2n+1)^{1/2}$ and the graph of $u : B_{\rho r} \times [0, r^2] \rightarrow \mathbf{R}$ flows by mean curvature, then

$$\begin{aligned} \max_{B_r \times [0, r^2]} |u(x, t)| &\leq r \left[\rho - (\rho^2 - (2n+1))^{1/2} \right] + \max_{B_{\rho r}} |u(x, 0)| \\ &\leq \frac{(2n+1)r}{\rho} + \max_{B_{\rho r}} |u(x, 0)|. \end{aligned} \quad (1.14)$$

Proof. By scaling, it suffices to prove the lemma when $r = 1$. Recall that the one-parameter family M_t of concentric spheres in \mathbf{R}^{n+1} of radius $(\rho^2 - 2nt)^{1/2}$ centered at $x = 0$, $y = \rho + \max_{B_\rho} u(x, 0) + \epsilon$ is a solution to mean curvature flow. For $\epsilon > 0$, M_0 does not intersect the graph of $u(\cdot, 0)$. Applying the maximum principle and letting $\epsilon \rightarrow 0$, we get that

$$\max_{B_1 \times [0, 1]} u(x, t) \leq \max_{B_\rho} u(x, 0) + \rho - (\rho^2 - (2n+1))^{1/2}. \quad (1.15)$$

This, and a similar argument for the minimum of u , gives (1.14). □

2. AREA ESTIMATES FOR GRAPHS FLOWING BY MEAN CURVATURE

In this section, we prove an area bound for graphs flowing by mean curvature which depends quadratically on the L^∞ norm of the initial height (integrating our gradient estimate gives an exponential bound). We also give an example showing that this is sharp.

Theorem 2. There exists $C = C(n)$ so if the graph of $u : B_{\sqrt{2n+1}r} \times [0, r^2] \rightarrow \mathbf{R}$ flows by mean curvature, then

$$\text{Area}(u(B_{r/2}, r^2)) = \int_{B_{r/2}} (1 + |du|^2)^{1/2}(x, r^2) dx \leq C r^n (1 + r^{-1} \|u(\cdot, 0)\|_\infty)^2. \quad (2.1)$$

Before proving Theorem 2, we first argue as in Proposition 1 to see that the quadratic dependence on $\|u(\cdot, 0)\|_\infty$ is sharp:

Proposition 3. Given an integer $k > 1$, there is a solution $w(x, t)$ on $\mathbf{R} \times [0, \infty)$ of the mean curvature flow with

$$2k < \|w(\cdot, 0)\|_\infty \leq 3k, \quad (2.2)$$

$$4k^2 - 2k \leq \int_{-\pi}^{\pi} (1 + |dw(x, 1)|^2)^{1/2} dx. \quad (2.3)$$

Proof. For $-k \leq j \leq k$, define translating solutions u_j on $j\pi/k < x < (j+1)\pi/k$ by

$$u_j(x, t) = (-1)^j [u^k(x - j\pi/k, t) - 2k], \quad (2.4)$$

where u^k is the scaled grim reaper. The solutions given by (2.4), which alternate between translating up and down, will be used as barriers; see figure 4. As in the proof of Proposition

1, we can choose a compactly supported function $w(\cdot, 0) : \mathbf{R} \rightarrow \mathbf{R}$ satisfying (2.2) which is below the upward translating solutions and above the downward translating solutions. Combining the existence results of [EH1] or [EH2] with the maximum principle as before gives a solution $w(x, t)$ with

$$w((j + 1/2)\pi/k, 1) < u_j((j + 1/2)\pi/k, 1) = -k \text{ for } j \text{ even}, \quad (2.5)$$

$$k = u_j((j + 1/2)\pi/k, 1) < w((j + 1/2)\pi/k, 1) \text{ for } j \text{ odd}. \quad (2.6)$$

The lower bound on length in (2.3) follows immediately. \square

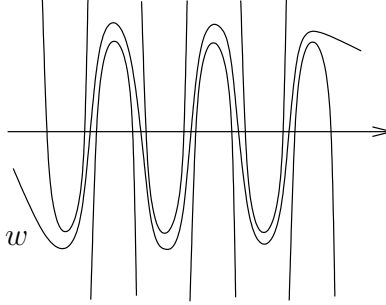


FIGURE 4. Alternating rescaled grim reapers.

We will prove Theorem 2 by showing that the (weighted) area of the graph satisfies a differential inequality which will imply the desired bound (see Lemma 5).

We begin with an elementary area bound for the graph of a general function w :

Lemma 4. If $w, \phi : \mathbf{R}^n \rightarrow \mathbf{R}$ are functions and ϕ has compact support, then

$$\int \phi^2 (1 + |dw|^2)^{1/2} dx \leq \int \phi^2 dx + \|w\|_\infty \int |d\phi^2| dx + \|w\|_\infty \int \phi^2 |H| dx, \quad (2.7)$$

where $H = -\operatorname{div} \left(\frac{dw}{(1+|dw|^2)^{1/2}} \right)$ is the mean curvature of the graph of w .

Proof. Applying Stokes theorem to $\operatorname{div} \left(\frac{\phi^2 w dw}{(1+|dw|^2)^{1/2}} \right)$ gives

$$\int \phi^2 \frac{|dw|^2}{(1+|dw|^2)^{1/2}} dx \leq \int |d\phi^2| \frac{|w| |dw|}{(1+|dw|^2)^{1/2}} dx + \int \phi^2 |w| |H| dx. \quad (2.8)$$

Adding $\int \phi^2 dx$ to each side gives (2.7). \square

When the graph of w is minimal (i.e., $H = 0$), Lemma 4 gives the well-known area bound $C r^n (1 + r^{-1} \|w\|_\infty)$. This linear dependence on $\|w\|_\infty$ is easily seen to be sharp.

Lemma 5. If $f(t) \geq 0$ and $f^2 \leq -a f' + b$ with $a, b > 0$, then $f(T) \leq \sqrt{2b} + 2a/T$.

Proof. If $f^2(T) < 2b$, then we are done. If $f^2(t) \geq 2b$, then $f^2(t) \leq -2a f'(t)$ so

$$(1/f)'(t) = -f'(t)/f^2(t) \geq 1/(2a). \quad (2.9)$$

In particular, if $f^2(t) \geq 2b$ on $[t_0, T]$, then

$$1/[f(T)] \geq 1/[f(t_0)] + (T - t_0)/2a. \quad (2.10)$$

We consider two cases. First, if $f^2(t) > 2b$ on $[0, T]$, then (2.10) yields $f(T) \leq 2a/T$. Otherwise, if $f(t_0) = \sqrt{2b}$ for some $t_0 < T$, then (2.10) gives $f(T) \leq f(t_0) = \sqrt{2b}$. \square

Proof. (of Theorem 2). By scaling, we can assume that $r = 1$. Within this proof, we write $\|u\|_\infty$ for the L^∞ norm of u on $B_1 \times [0, 1]$. Set $\eta(x) = \max\{(1 - |x|), 0\}$ and define

$$f(t) = \int \eta^4 (1 + |du|^2)^{1/2}(x, t) dx. \quad (2.11)$$

(We will omit the (x, t) below.) Differentiating $f(t)$ and using Stokes theorem gives

$$f'(t) = \int \eta^4 \frac{\langle du, du_t \rangle}{(1 + |du|^2)^{1/2}} dx = - \int \eta^4 H^2 (1 + |du|^2)^{1/2} dx + 4 \int H \eta^3 \langle d\eta, du \rangle dx. \quad (2.12)$$

The absorbing inequality $4|H| \eta^3 \leq H^2 \eta^4 / 2 + 8\eta^2$ then gives

$$\int \eta^4 H^2 (1 + |du|^2)^{1/2} dx \leq -2f'(t) + 16 \int \eta^2 (1 + |du|^2)^{1/2} dx. \quad (2.13)$$

Applying Lemma 4 with $\phi = \eta$ and using an absorbing inequality gives

$$16 \int \eta^2 (1 + |du|^2)^{1/2} dx \leq C_1 (1 + \|u\|_\infty) + C_2 \|u\|_\infty^2 + 1/2 \int \eta^4 H^2 dx. \quad (2.14)$$

Combining (2.13) and (2.14) gives

$$\int \eta^4 H^2 (1 + |du|^2)^{1/2} dx \leq -4f'(t) + C_3 (1 + \|u\|_\infty^2). \quad (2.15)$$

After applying Lemma 4 with $\phi = \eta^2$, the Cauchy-Schwarz inequality and (2.15) give

$$\begin{aligned} f^2(t) &\leq C_4 \left(1 + \|u\|_\infty^2 + \|u\|_\infty^2 \left(\int \eta^4 H^2 dx \right) \left(\int \eta^4 dx \right) \right) \\ &\leq C_4 (1 + \|u\|_\infty^2) + C_5 \|u\|_\infty^2 (-4f'(t) + C_3 (1 + \|u\|_\infty^2)). \end{aligned} \quad (2.16)$$

Finally, applying Lemma 5 gives the theorem since, by Lemma 3, $\|u\|_\infty \leq \sqrt{2n+1} + \sup_{B_{\sqrt{2n+1}}} |u(\cdot, 0)|$. \square

REFERENCES

- [BDM] E. Bombieri, E. De Giorgi, and M. Miranda, Una maggiorazione a priori relativa alla ipersuperfici minimali non parametriche, *Arch. Rational Mech. Anal.*, 32 (1969) 255–267.
- [E] K. Ecker, Lectures on regularity for mean curvature flow, preprint.
- [EH1] K. Ecker and G. Huisken, Mean curvature evolution of entire graphs, *Annals of Math.*, 130 (1989) 453–471.
- [EH2] K. Ecker and G. Huisken, Interior estimates for hypersurfaces moving by mean curvature, *Invent. Math.*, 105 (1991) 547–569.
- [F1] R. Finn, On equations of minimal surface type, *Annals of Math.*, 60 (1954) 397–416.
- [F2] R. Finn, Remarks relevant to minimal surfaces, and to surfaces of prescribed mean curvature, *J. Analyse Math.*, 14 (1965) 265–296.
- [GiTr] D. Gilbarg and N. Trudinger, Elliptic partial differential equations of second order, Springer Verlag (1983).
- [K] N. Korevaar, An easy proof of the interior gradient bound for solutions to the prescribed mean curvature equation, Nonlinear functional analysis and its applications, Part 2, *Proc. of Symposia in Pure Math.* 45 (1986) 81–89.

COURANT INSTITUTE OF MATHEMATICAL SCIENCES, 251 MERCER STREET, NEW YORK, NY 10012

DEPARTMENT OF MATHEMATICS, JOHNS HOPKINS UNIVERSITY, 3400 N. CHARLES ST., BALTIMORE,
MD 21218

E-mail address: `colding@cims.nyu.edu`, `minicozz@jhu.edu`