

Fractal Fits to Riemann Zeros

Paul B. Slater*

ISBER, University of California,

Santa Barbara, CA 93106

(Dated: November 9, 2021)

arXiv:math-ph/0606005v2 26 Mar 2007

Abstract

Wu and Sprung (*Phys. Rev. E*, **48**, 2595 (1993)) reproduced the first 500 nontrivial Riemann zeros, using a one-dimensional local potential model. They concluded — and similarly van Zyl and Hutchinson (*Phys. Rev. E*, **67**, 066211 (2003)) — that the potential possesses a *fractal* structure of dimension $d = \frac{3}{2}$. We model the nonsmooth fluctuating part of the potential by the alternating-sign sine series fractal of Berry and Lewis $A(x, \gamma)$. Setting $d = \frac{3}{2}$, we estimate the frequency parameter (γ), plus an overall scaling parameter (σ) we introduce. We search for that pair of parameters (γ, σ) which *minimizes* the least-squares fit $S_n(\gamma, \sigma)$ of the lowest n eigenvalues — obtained by solving the one-dimensional stationary (non-fractal) Schrödinger equation with the trial potential (smooth *plus* nonsmooth parts) — to the lowest n Riemann zeros for $n = 25$. For the additional cases we study, $n = 50$ and 75 , we simply set $\sigma = 1$. The fits obtained are compared to those gotten by using just the *smooth* part of the Wu-Sprung potential *without* any fractal supplementation. Some limited improvement — 5.7261 *vs.* 6.39207 ($n = 25$), 11.2672 *vs.* 11.7002 ($n = 50$) and 16.3119 *vs.* 16.6809 ($n = 75$) — is found in our (non-optimized, computationally-bound) search procedures. The improvements are relatively strong in the vicinities of $\gamma = 3$ and (its *square*) 9. Further, we extend the Wu-Sprung semiclassical framework to include *higher-order* corrections from the Riemann-von Mangoldt formula (beyond the leading, dominant term) into the smooth potential.

PACS numbers: Valid PACS 02.10.De, 03.65.Sq, 05.45.Df, 05.45.Mt

Keywords: Riemann zeros, Wu-Sprung potential, Berry-Lewis alternating-sign sine series fractal, Schrödinger equation, fractal potential, affine scaling law, deterministic Weierstrass-Mandelbrot fractal function, quantum chaos, Riemann-von Mangoldt formula, rankit normality test

*Electronic address: slater@kitp.ucsb.edu

I. INTRODUCTION

In summarizing the results of their paper, “Riemann zeros and a fractal potential”, Wu and Sprung stated that “we have found analytically a one-dimensional local potential which generates the smooth average level density obeyed by the Riemann zeros. We have then shown how any finite number of low lying Riemann zeros can be reproduced by introducing fluctuations on top of the potential. The mystery of how a one-dimensional integrable system can produce a ‘chaotic’ spectrum is resolved by adopting the concept of a fractal potential which, in the infinite N limit, would lead to the system having a dimension larger than one” [1, p. 2597] (cf. [2, 3, 4, 5, 6, 7, 8]). (“Indeed . . . finding an Hermitian operator whose eigenvalues are [the Riemann zeros] may be impossible without introducing chaotic systems” [2, p. 3].)

The Wu-Sprung potential V — which generates the smooth average level density obeyed by the Riemann zeros — satisfied *Abel’s integral equation* [1, eq. (6)], and was written *implicitly* as [1, eq. (7)] (cf. [9] [10, sec. 4]),

$$x_{WS}(V) = \frac{1}{\pi} \left(\sqrt{V - V_0} \ln \frac{V_0}{2\pi e^2} + \sqrt{V} \ln \frac{\sqrt{V} + \sqrt{V - V_0}}{\sqrt{V} - \sqrt{V - V_0}} \right). \quad (1)$$

Here $V_0 = 3.10073\pi \approx 9.74123$.

Our objective is to reproduce, as best we can, the *fluctuations* on top of the potential $V_{WS}(x)$, implicitly given by (1), so that the application of the Schrödinger equation to the so-amended (smooth *plus* fractal) potential would yield the Riemann zeros *themselves*. For our exploratory purposes, we adopt (being a particular case of a *deterministic* Weierstrass-Mandelbrot [WM] fractal function) the alternating-sign sine series of Berry and Lewis [11, eq. (5)],

$$A(x, \gamma) = \sum_{m=-\infty}^{\infty} \frac{(-1)^m \sin \gamma^m x}{\gamma^{(2-d)m}}, \quad (1 < d < 2, 1 < \gamma). \quad (2)$$

Here, d is the fractal dimension, which — following the box-counting argument of Wu and Sprung [1] (cf. [12]) — we take to be $\frac{3}{2}$. We have, in this $d = \frac{3}{2}$ Berry-Lewis context, a specific case,

$$A(\gamma x, \gamma) = -\gamma^{\frac{1}{2}} A(x, \gamma), \quad (3)$$

of the “affine scaling law” [11, eq. (3)]. We also scale — in the first ($n = 25$) of our three sets of analyses ($n = 25, 50, 75$) — $A(x, \gamma)$ by a parameter σ , where n is the number of the

lowest Riemann zeros we aspire to fit (sec. II A). For the cases $n = 50$ (sec. II B) and 75 (sec. II C), we will simply set $\sigma = 1$. In sec. III, we demonstrate how to incorporate more terms of the Riemann-von Mangoldt formula [13] for the cumulated number of Riemann zeros than Wu-Sprung themselves did, using a semiclassical argument, in deriving $x_{WS}(V)$. (It remains, however, to numerically implement these last findings.)

II. ANALYSES

A. $n = 25$

We proceed, to begin, trying to fit the first twenty-five Riemann zeros by finding distinguished values of the two parameters (γ and σ). We randomly generate trial values $1 \leq \gamma \leq 10$ and $0 \leq \sigma < 10$. (Numerically-speaking, we truncate the summation in (2) by summing from $m = -30$ to $m = 30$ (cf. [11, App.]). We have not yet gauged the sensitivity of the various results in this paper to this choice of cutoff — nor to the setting $d = \frac{3}{2}$ nor further to the specific measure of fit (sum-of-square deviations) employed — though it would certainly be of interest to do so for any or all of them.)

If we use the *smooth* potential given by (1) itself — *without* any fractal supplementation — the sum-of-squares deviation of the first twenty-five eigenvalues yielded by application of the one-dimensional stationary Schrödinger equation from the first twenty-five Riemann zeros is 6.23907 (Fig. 1). (This is only 0.0069 percent of the total [non-fitted] sum of squares of the zeros themselves, that is, 92569.63, so one might aver that the semiclassically-based smooth Wu-Sprung potential is notably successful in well-approximating the Riemann zeros. It is, of course, our objective here to *reduce* this small percentage even further. Let us also note that a referee suggested that the scatter in Figs. 1 7 and 9 might be reduced if the modulus of the scatter were to be plotted.)

We randomly generated 4,007 pairs of (γ, σ) from the indicated ranges, and solved for *each* such pair, the Schrödinger equation with the smooth potential *plus* the fractal $\sigma A(x, \gamma)$ with the corresponding choice of γ and σ . Further, we calculated the corresponding sum-of-squares ($S_{25}(\gamma, \sigma)$) deviations from the first twenty-five Riemann zeros. We obtained a range of values $S_{25}(\gamma, \sigma) \in [5.7261, 166.075]$. In Fig. 2, we display the results for those 1,833 pairs of the 4,007 that yielded $S_{25}(\gamma, \sigma) < 15$.




FIG. 1: Deviations from the first twenty-five Riemann zeros of the first twenty-five eigenvalues obtained by solving the Schrödinger equation using the (smooth/non-fractal) Wu-Sprung potential (1). The sum-of-squares of these deviations is 6.39207, while the sum-of-squares of these Riemann zeros is much larger, 92569.63.

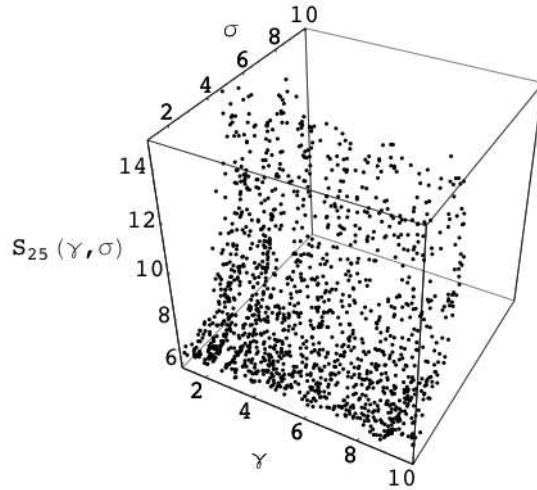


FIG. 2: Scatterplot showing the sum-of-squares goodness-of-fit statistic $S_{25}(\gamma, \sigma)$ as a function of the frequency parameter (γ) and the scaling parameter (σ). Those 1,833 points of the 4,007 sampled for which $S_{25}(\gamma, \sigma) < 15$ are included.

Additionally, in Fig. 3 we show the results for those 210 pairs yielding $S_{25}(\gamma, \sigma) < 6.39207$ — that is, those pairs which yield results *superior* (numerically inferior, that is) to those obtained with the original smooth *unsupplemented* potential (1). Fig. 4 is a histogram of the values of γ — having been uniformly sampled from $[1,10]$ — occurring in these 210 pairs.

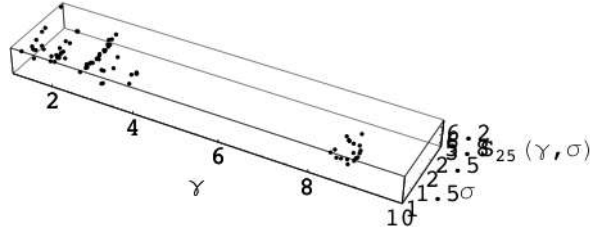


FIG. 3: Truncation of the previous scatterplot to those 210 (fit-improving) pairs yielding $S_{25}(\gamma, \sigma) < 6.39207$. For *all* such pairs $\sigma < 2.86475$.

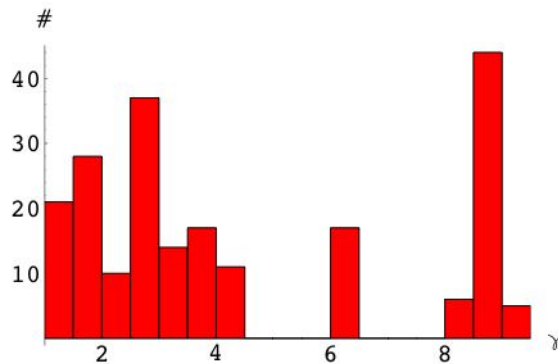


FIG. 4: Histogram for the frequency parameter γ corresponding to those 210 pairs (γ, σ) for which $S_{25}(\gamma, \sigma) < 6.39207$, the value obtained from solving the Schrödinger equation using the smooth *unsupplemented* Wu-Sprung potential. The classification bins for $\gamma \in [1, 9.5]$ are of length $\frac{1}{2}$.

(There were *no* γ 's recorded for a number of bins, including $[9.5, 10]$.) The two topmost peaks (corresponding to the classification bins $\gamma \in [2.5, 3]$ and $[8.5, 9]$) may possibly reflect (cf. (3)) an assertion of Berry and Lewis, made (using t for what we denote by x) in regard to what they termed deterministic Weierstrass-Mandelbrot fractal functions ($W(t)$). They note that “the whole function W can be reconstructed from its values in the range $t_0 \leq t \leq \gamma t_0$; for example, W in the ranges $\gamma t_0 \leq t \leq \gamma^2 t_0$ and $\gamma^{-1} t_0 \leq t \leq t_0$ are magnified and diminished versions, respectively, of W in the range $t_0 \leq t \leq \gamma t_0 \dots$ The repetition and resolution of features at $t_0, \gamma t_0, \gamma^2 t_0$ etc, is again obvious” [11, p. 461]. (Similar γ -histograms — Figs. 12 and 17 — will be obtained for the $n = 50$ and 75 analyses further below.)

In Fig. 5 we have an analogous histogram based on the scaling parameter σ . (For *no* value $\sigma > 2.86475$, though we sample *uniformly* from $[0, 10]$, do we obtain an improvement by using $\sigma A(x, \gamma)$.) In Fig. 6 we have — for these same 210 pairs — a plot of γ *vs.* σ . (The

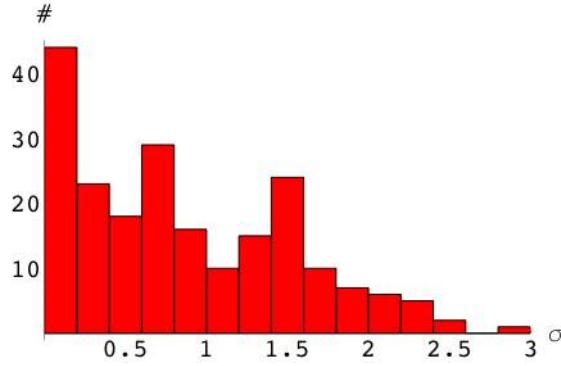


FIG. 5: Histogram for the scaling parameter σ corresponding to those 210 pairs (γ, σ) for which $S_{25}(\gamma, \sigma) < 6.39207$

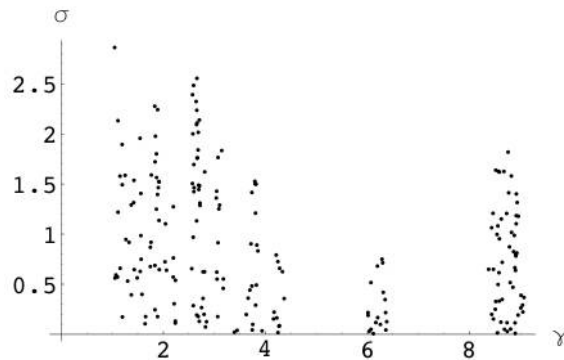


FIG. 6: Plot of those pairs (γ, σ) for which $S_{25}(\gamma, \sigma) < 6.39207$. The correlation coefficient is -0.264263 .

associated correlation coefficient is negative, that is, -0.275492 .)

The *minimum* over all the 4,007 pairs was $S_{25}(1.54523, 1.95798) = 5.7261$. (The next smaller value was $S_{25}(1.15274, 1.57931) = 5.81754$. All other sum-of-squares deviations *exceeded* 6.0.) In Fig. 7 (cf. Fig. 1) we show the deviations of the predicted eigenvalues at this point $(1.15274, 1.57931)$ from the corresponding Riemann zeros. In Fig. 8 we display, for this same minimizing point, the corresponding twenty-five eigenfunctions drawn at the twenty-five eigenvalues for the associated (smooth plus fractal) potential.

B. $n = 50$

Now, we present in Fig. 9 the extension of Fig. 1 from the first twenty-five to the first *fifty* Riemann zeros. (It is considerably more demanding to solve the Schrödinger equation




FIG. 7: Deviations from the first twenty-five Riemann zeros of the first twenty-five eigenvalues obtained by solving the Schrödinger equation using the (non-fractal) Wu-Sprung potential (1) *supplemented* by the scaled Berry-Lewis fractal function $1.95798A(x, 1.54523)$. The sum-of-squares of these deviations is 5.7261, reduced from 6.39207 for the non-supplemented smooth potential (Fig. 1).

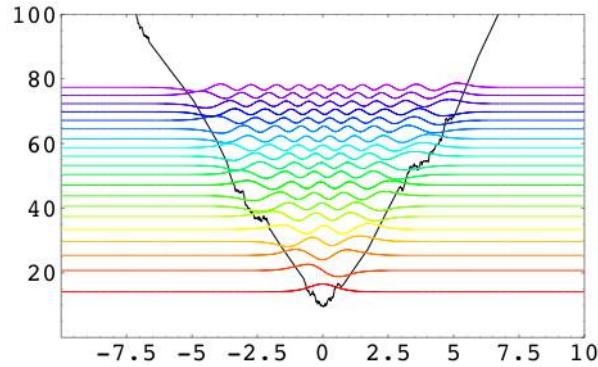


FIG. 8: Eigenfunctions drawn at the eigenvalues obtained by solving the Schrödinger equation for the potential which yields the minimum $S_{25}(1.54523, 1.95798) = 5.7261$ of the 4,007 pairs sampled for this increased n .) The associated sum-of-squares is 11.7002, which is but 0.00261 percent of the total sum-of-squares, 448704.56, of the first fifty Riemann zeros themselves.

In Fig. 10 we show the results of a “rankit” test (described in the *Wikipedia* on-line encyclopaedia) for the *normality* of the distribution of deviations in Fig. 9. If the observations do come from a normal/Gaussian distribution, we expect the plot (necessarily non-decreasing in any case, Gaussian or otherwise) to be a *straight* line. So, there appears to be some deviations from strict normality, particularly in the tails of the distribution (suggesting that perhaps sums-of-*squares* might not be the most robust measure of deviation to be employed

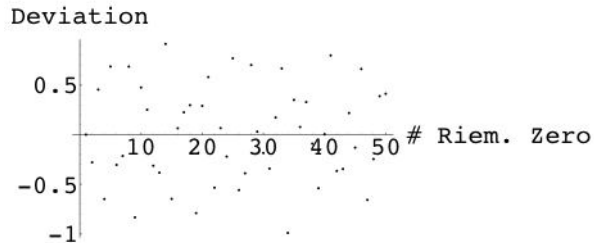


FIG. 9: Deviations from the first *fifty* Riemann zeros of the first *fifty* eigenvalues obtained by solving the Schrödinger equation using the (non-fractal) Wu-Sprung potential (1). The sum-of-squares of these deviations is 11.7002.

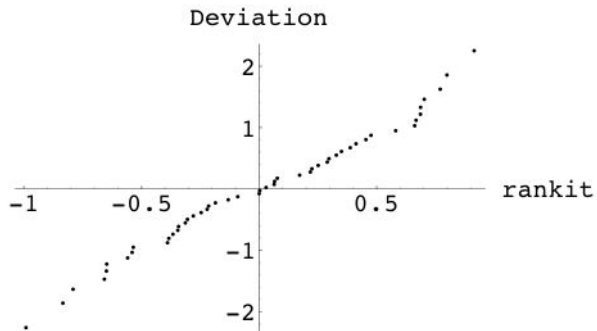


FIG. 10: A “rankit” plot to assess the possible *normality* of the distribution of deviations of the fifty eigenvalues from the Schrödinger equation solution using the smooth Wu-Sprung potential from the Riemann zeros themselves. For normally-distributed observations, one expects a *straight* line.

for evaluation of fits — though it is certainly the most conventional and familiar measure).

We repeated for the case $n = 50$, the form of analysis conducted for $n = 25$ (sec. II A), but now omitting (in the interest of interpretational simplicity) the scaling parameter (σ) — effectively setting it to unity. Based on 1,013 random choices of γ lying in $[1, 10]$, we obtained Fig. 11. The *minimum* achieved was $S_{50}(3.10007, 1) = 11.2672$, while without any fractal supplementation at all, the (larger) value of 11.7002 was obtained. (As a matter of curiosity, we found that $S_{50}(1, g_{Au}) = 11.7641 \geq 11.7002$, where $g_{Au} = \frac{\sqrt{5}+1}{2} \approx 1.61803$ is the *golden mean* [14]. Interpolation by third-degree polynomials of the points in Fig. 11 suggests that the actual minimum of 11.2556 would be achieved for $\gamma = 3.092$.) The penultimate

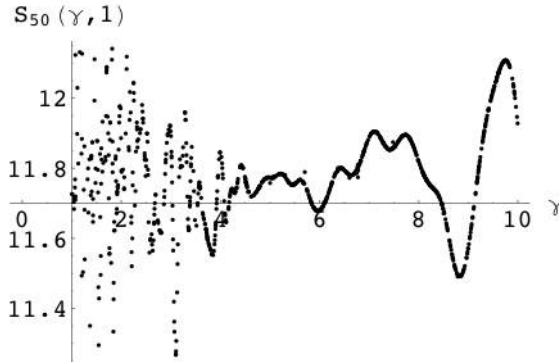


FIG. 11: Scatterplot showing the sum-of-squares goodness-of-fit statistic $S_{50}(\gamma, 1)$, based on 1,013 randomly chosen points $0 \leq \gamma \leq 10$. Points below the γ -axis correspond to *improvements* in fit.

minimum, $S_{50}(3.10051, 1) = 11.2685$, was nearby. Again (cf. Fig. 4), we appear to discern a manifestation of relative minima in the vicinity of both $\gamma = 3$ and (its *square*) 9. (Also around $\gamma = 6$, as in Fig. 4 too. The associated relative minimum of 11.678 occurs at $\gamma = 5.96158$.) The relative minimum (11.4906) in the vicinity of $\gamma = 9$ was attained at $\gamma = 8.78602$, so, at that point, one has $\sqrt{\gamma} = 2.96412$. For the smaller values of γ , the plot is very scattered, but for the higher ones, a well-defined curve emerges. (The overall *maximum* is 12.1412 at $\gamma = 1.8165$, while the maximum in the upper range $[8, 10]$ is 12.108 at $\gamma = 9.7516$.) We applied (third-order) interpolation to the data in Fig. 11 and obtained for the most salient domains of *improved* fit, $\gamma \in [3.03205, 3.1537]$ (containing our overall minimum) and $[3.33583, 3.38488]$, $[5.85954, 6.08565]$ and $[8.45962, 9.12272]$ (containing our three distinct relative minima [Fig. 11]).

In Fig. 12 (cf. Fig. 4) we show the histogram based on those (fit-improving) 219 of the 1,013 values of γ for which $S_{50}(\gamma, 1) < 11.7002$. In Fig. 13 we plot the deviations (Δ_{smooth}) from the first fifty Riemann zeros obtained using the smooth potential against those deviations ($\Delta_{fractal}$) using the supplemented potential which minimizes the fit, obtaining basically a *linear* relationship. In Fig. 14, we have the counterpart of Fig. 8, for the case $n = 50$.

C. $n = 75$

Fig. 15 is the further extension of Figs. 1 and 9 to the $n = 75$ case. The associated sum-of-squares is 16.6809, which is but 0.0014308 *percent* of the total sum-of-squares of the

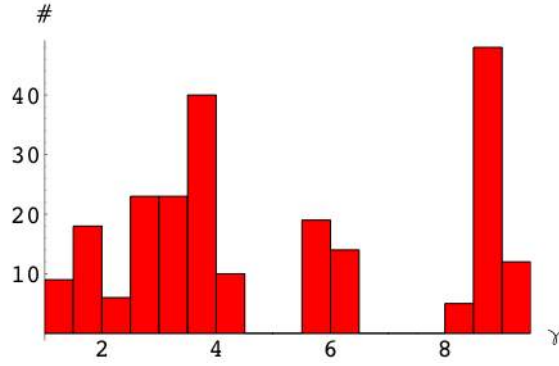


FIG. 12: Histogram corresponding to those 219 values of the frequency parameter γ for which $S_{50}(\gamma, 1) < 11.7002$, the value obtained from solving the Schrödinger equation using the smooth *unsupplemented* Wu-Sprung potential. The classification bins for $\gamma \in [1, 9.5]$ are of length $\frac{1}{2}$.

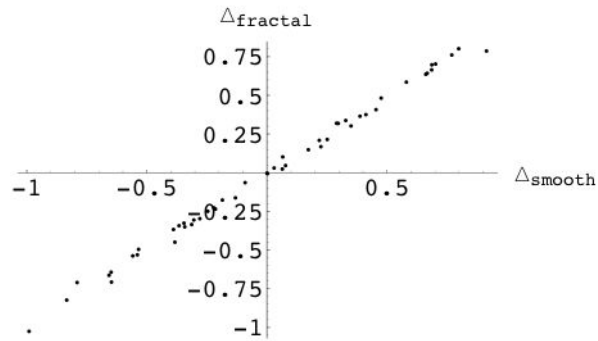


FIG. 13: The predicted eigenvalues minus the first fifty Riemann zeros: the horizontal axis based on the smooth potential and the vertical axis based on the sum-of-squares minimizing fit

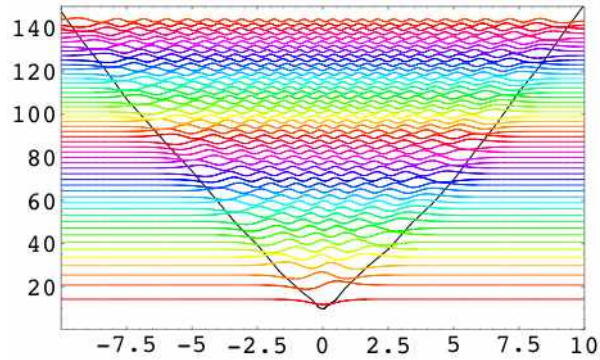


FIG. 14: Eigenfunctions drawn at the eigenvalues obtained by solving the Schrödinger equation for the potential which yields the minimum $S_{50}(3.10007, 1) = 11.2672$ of the 1,013 points sampled

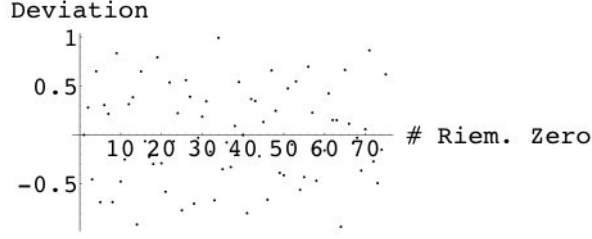


FIG. 15: Deviations from the first *seventy-five* Riemann zeros of the first *seventy-five* eigenvalues obtained by solving the Schrödinger equation using the (non-fractal) Wu-Sprung potential (1). The sum-of-squares of these deviations is 16.6809.

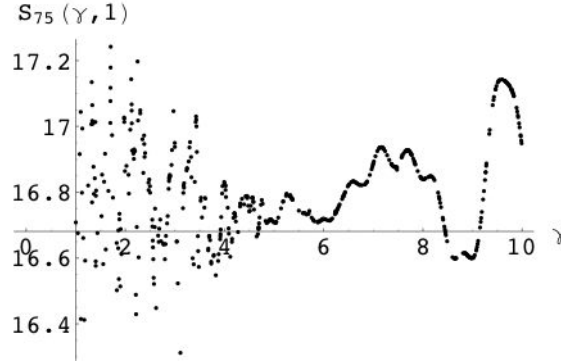


FIG. 16: Scatterplot showing the sum-of-squares goodness-of-fit statistic $S_{75}(\gamma, 1)$, based on 853 randomly chosen points $0 \leq \gamma \leq 10$. Points — of which there are 172 — below the γ -axis correspond to *improvements* in fit.

first seventy-five Riemann zeros, $1.1658469 \cdot 10^6$. We generated 853 values of the frequency parameter γ , uniformly sampling from the interval $[1, 10]$. The best fit of 16.3119 was achieved for $\gamma = 3.1106$. (The penultimate minimum of 16.3427 was nearby at $\gamma = 3.11632$, while the overall maximum [worse fit] was 19.27 at $\gamma = 2.47689$.) In Fig. 16 we plot these 853 values as a function of γ . (In the vicinity of $\gamma = 9$, the relative minimum of 16.5983 is achieved at $\gamma = 8.64589 \approx 2.94039^2$.) In Fig. 17 we show the corresponding histogram.

We continue to add randomly generated points to this $n = 75$ analysis, and may possibly undertake an $n = 100$ study too.

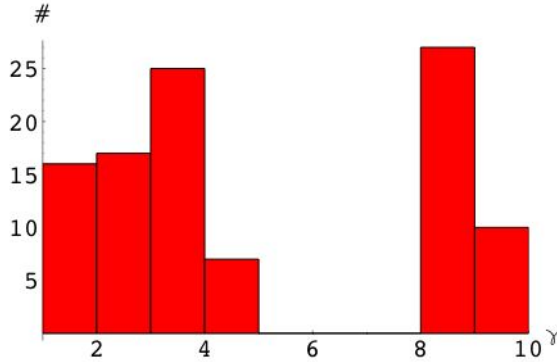


FIG. 17: Histogram corresponding to those 172 values of the frequency parameter γ for which $S_{75}(\gamma, 1) < 16.6809$, the value obtained from solving the Schrödinger equation using the smooth *unsupplemented* Wu-Sprung potential. The classification bins for $\gamma \in [1, 10]$ are of length 1.

III. HIGHER-ORDER CORRECTIONS TO THE WU-SPRUNG POTENTIAL

In their semiclassical analysis, Wu and Sprung [1] took into account only the leading term of the Riemann-von Mangoldt formula [13], but nevertheless, as our results indicate, doing so is able to yield, *via* the Schrödinger equation, eigenvalues that quite closely approximate the Riemann zeros themselves. It might prove beneficial, in trying to account for the (relatively small) residual variation — especially since we have been working in a non-asymptotic regime — to extend the Wu-Sprung approach by incorporating the higher-order non-oscillatory terms of the Riemann-von Mangoldt formula too (cf. [15] [16, eq. (5)]).

The (smooth) leading term — of the Riemann-von Mangoldt formula for the number of zeros below E — employed by Wu and Sprung took the form

$$N(E) = \frac{E}{2\pi} \log \frac{E}{2\pi e} + \frac{7}{8}. \quad (4)$$

(This formula pertains to the important [Connes/Berry-Keating—absorption/emission spectrum] “sign” problem [17, eqs. (6), (11)].) The remaining part (having *both* smooth and nonsmooth components) *not* utilized by Wu and Sprung is expressible as [13, p. 436]

$$S(E) + \frac{1}{\pi} \delta(t), \quad (5)$$

where

$$S(E) = \frac{1}{2} \arg \zeta\left(\frac{1}{2} + iE\right), \quad (6)$$

is the *argument* function and $\zeta(s)$ is the Riemann zeta function. Further,

$$\delta(E) = \frac{E}{4} \log \left(1 + \frac{1}{4E^2} \right) + \frac{1}{4} \arctan \frac{1}{2E} - \frac{E}{2} \int_0^{+\infty} \frac{\rho(u) du}{(u + 1/4)^2 + (E/2)^2} \quad (7)$$

and $\rho(u) = 1/2 - \{u\}$. (Here $\{u\}$ is the fractional part of u .) The function $S(E)$ is itself strongly oscillatory (changing sign an *infinite* number of times).

Incorporating the two additional (higher-order — $O(E^{-2})$ and $O(E^{-3})$, respectively) non-oscillatory (monotonically decreasing) terms of the Riemann-von Mangoldt formula [13], one could seek to find the potential based on

$$N(E) + \frac{E}{4} \log \left(1 + \frac{1}{4E^2} \right) + \frac{1}{4} \arctan \frac{1}{2E}. \quad (8)$$

The corresponding potential can, in fact, be straightforwardly constructed (in implicit form), using the formula for Abel's integral equation [18], following the procedure outlined in [1]. It takes the form

$$\begin{aligned} x_{WS_H}(x) = & \frac{2(1 + \pi)\sqrt{V} \tanh^{-1} \left(\frac{\sqrt{V-V_0}}{\sqrt{V}} \right)}{\pi^2} - \frac{2(1 + \pi)\sqrt{V-V_0}}{\pi^2} + \frac{2\sqrt{V-V_0}}{\pi^2} \quad (9) \\ & - \frac{V \tanh^{-1} \left(\frac{\sqrt{V-V_0}}{\sqrt{V-\frac{i}{2}}} \right)}{\pi^2 \sqrt{V-\frac{i}{2}}} - \frac{V \tanh^{-1} \left(\frac{\sqrt{V-V_0}}{\sqrt{V+\frac{i}{2}}} \right)}{\pi^2 \sqrt{V+\frac{i}{2}}} \\ & - \frac{i \left(\frac{\tan^{-1} \left(\frac{\sqrt{2}\sqrt{V-V_0}}{\sqrt{2V_0-i}} \right)}{\sqrt{2V_0-i}} - \frac{\tan^{-1} \left(\frac{\sqrt{2}\sqrt{V-V_0}}{\sqrt{2V_0+i}} \right)}{\sqrt{2V_0+i}} \right)}{\sqrt{2}\pi^2} \\ & - \frac{\left(\log \left(1 + \frac{1}{4V_0^2} \right) + \pi \left(\log(4\pi^2) - 2 \log(V_0) \right) \right) \sqrt{V-V_0}}{2\pi^2} \\ & - \frac{i \log \left(\frac{(1-i)V_0 + \sqrt{V}}{((1+i)\sqrt{V}+i)\sqrt{2i-4V_0}} + \frac{2i\sqrt{V-V_0}}{4\sqrt{V}+(2+2i)} \right)}{2\pi^2 \sqrt{2i-4V_0}} \\ & + \frac{i \log \left(\frac{(-1+i)V_0 - i\sqrt{V}}{((1+i)\sqrt{V}-1)\sqrt{-4V_0-2i}} - \frac{2i\sqrt{V-V_0}}{4\sqrt{V}-(2-2i)} \right)}{2\pi^2 \sqrt{-4V_0-2i}} \\ & - \frac{i \log \left(\frac{(1-i)(\sqrt{i-2V_0}\sqrt{V-V_0} - \sqrt{2V_0}) + \sqrt{2}\sqrt{V}}{(2i-(2+2i)\sqrt{V})\sqrt{i-2V_0}} \right)}{2\pi^2 \sqrt{2i-4V_0}} \\ & + \frac{i \log \left(\frac{i((1+i)V_0 + \sqrt{V})}{((1+i)\sqrt{V}+1)\sqrt{-4V_0-2i}} + \frac{(1-i)\sqrt{V-V_0}}{(2+2i)\sqrt{V}+2} \right)}{2\pi^2 \sqrt{-4V_0-2i}}. \end{aligned}$$

We have not so far been able to numerically invert $x_{WSH}(V)$, but in Figs. 18 and 19 we show the difference $x_{WS}(V) - x_{WSH}(V)$ and the ratio $\frac{x_{WS}(V)}{x_{WSH}(V)}$, respectively. (As in the original Wu-Sprung analysis [1], we set $V_0 = 9.74123$ in both cases.)

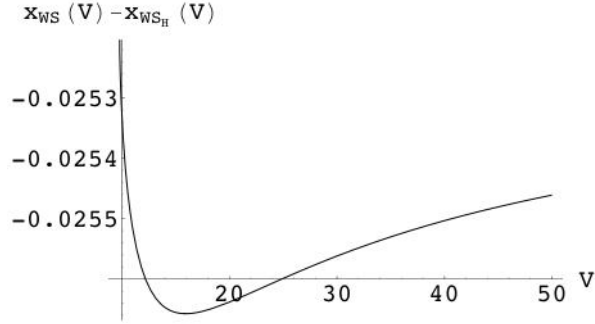


FIG. 18: The original (implicitly expressed) Wu-Sprung potential (1) minus the one (9) with higher-order Riemann-von Mangoldt corrections

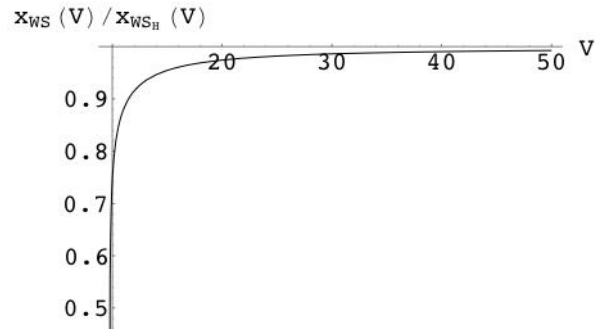


FIG. 19: The original (implicitly expressed) Wu-Sprung potential (1) divided by the one (9) with higher-order Riemann-von Mangoldt corrections

IV. CONCLUDING REMARKS

It might be possibly worthwhile exploring, in our context, the use of fractals other than the specific Berry-Lewis alternating-sign sine series (2) (cf. [19, Chap. 12] [20, 21]). (It appears that $A(x, \gamma)$ *increases* with x , while the Wu-Sprung plots of the fluctuations of the fractal potential from the smooth one [1, Fig. 2] do *not* seem to exhibit such a growth phenomenon (cf. [19, Fig. 12.13]). However, certain quite preliminary efforts of ours

to explore along such lines have encountered some so-far not well-understood numerical difficulties.) Along with the alternating-sign sine series ($A(x, \gamma)$) we have employed, Berry and Lewis too analyzed a certain companion (also deterministic Weierstrass-Mandelbrot) cosine series $C(x, \gamma)$. However, this function can only assume nonnegative values, so — unless translated — it does not provide an immediately suitable model of the Wu-Sprung (*both* negative and positive) fluctuations.

In the asymptotic limit, the Wu-Sprung potential $V_{WS}(x)$ behaves as [9, eq. (9)],

$$V_{WS_{asympt}}(x) = \frac{\pi^2 x^2}{4} \left[\text{LW} \left(\sqrt{\frac{\pi}{2}} \frac{|x|}{e} \right) \right]^{-2}, |x| \rightarrow \infty, \quad (10)$$

where $\text{LW}(\cdot)$ represents the Lambert-W function [22]. It would be interesting to explore the question of whether the Schrödinger equation can be *exactly* solved with (10) as a potential (cf. [23]). (In regard to this matter, M. Trott commented that “I would guess it is enough to look for the asymptotic region. If an analytic solution exists there, one might be able to ‘guess’ the correct one in terms of Lambert-W. If one can’t find an exact solution asymptotically, then probably no exact one in Lambert-W does exist either”.) If so, then with the use of *perturbation theory* [24], one might possibly be able to expedite the computational procedure we have employed above (in which we have solved the Schrödinger equation — a demanding task — *ab initio* for *each* new set of random parameters).

Questions pertaining to the nature of the *eigenfunctions* obtained and of the importance of tunneling contributions in the fractal potential remain to be addressed (cf. Figs. 8 and 14).

Castro and Mahecha — in their proposed *supersymmetric* model of the Riemann zeros — suggested the use of a “*fractal* [emphasis added] SUSY QM equation instead of factoring the *ordinary* [emphasis added] Schrödinger equation studied by Wu-Sprung” [20, p. 788] (cf. [21, 25, 26]). They further proposed the use of a fully general Weierstrass-Mandelbrot fractal to model fluctuations in the supersymmetric potential. The alternating-sign sine series fractal (2) we have employed in this study is a *specific* instance of the WM-fractal [11], involving far *fewer* parameters — which is largely why we have employed it here in our exploratory numerical analyses. (References to further related work of Castro can be found at the number theory and physics archive website <http://secamlocal.ex.ac.uk/people/staff/mrwatkin/zeta/physics.htm>.)

The analytical approach of Wu and Sprung [1], which has been the basis of our study here

incorporates the familiar (“Berry-Keating” [27]) form of density-of-states $N(E)$ given in (4). However, in Connes’s adelic (absorption spectrum) approach [28] the density-of-states takes another (cutoff (Λ)-dependent) form [17, eq. (11)],

$$N_{Connes}(E) = \frac{E}{2\pi} \log \Lambda^2 - \frac{E}{2\pi} \left(\log \frac{E}{2\pi} - 1 \right). \quad (11)$$

The question, then, arises of whether or not the Wu-Sprung framework can be meaningfully/differently recast in the Connes adelic setting. (Berry has been quoted to the effect that “we think this is a matter of formalism and everything you can write as an absorption you can write as an emission spectrum if you manipulate things the right way” [29, p. 247]. It has been proposed that the approach of Connes can be implemented using pseudo-Hermitian Hamiltonians for which the eigenvectors are null [30]. Shudo *et al* [31] measured *absorption* spectra and investigated the distribution of eigenfrequencies in “L-shaped” resonators.)

In the context of *fractal* strings and sprays, the classical Riemann zeta function “can be viewed as the spectral zeta function of the unit interval” [32, p. 2].

In their study of the Weierstrass-Mandelbrot fractal function, upon which we have strongly relied, Berry and Lewis found, after some delicate analysis, that an attractive inverse-square potential generates the “Weierstrass spectrum” γ^n [11, sec. 5]. They further speculated that there might be no other such potential.

Acknowledgments

I would like to express gratitude to the Kavli Institute for Theoretical Physics (KITP) for computational support, and to Carlos Castro and Michael Trott for their sustained interest and expert advice. M. Trott first implemented the analysis underlying Figs. 1 and 8 and furnished the Mathematica program for solving the Schrödinger equation that was used repeatedly above.

-
- [1] H. Wu and D. W. L. Sprung, Phys. Rev. E **48**, 2595 (1993).
 - [2] N. N. Khuri, Math. Phys. Anal. Geom. **5**, 1 (2002).
 - [3] M. Tomiya and S. Sakamoto, e-J. Surf. Sci. Nanotech. **1**, 175 (2003).

- [4] M. Tomiya, S. Sakamoto, H. Inoue, and N. Yoshinaga, *Prog. Theor. Phys. Supp.* **157**, 156 (2005).
- [5] N. Yoshinoga, M. Tomiya, S. Sakamoto, and A. Hirai, *Comput. Phys. Commun* **169**, 313 (2005).
- [6] M. Tomiya and N. Yoshinaga, *Prog. Theor. Phys. Supp.* **150**, 453 (2003).
- [7] D. A. Lidar, D. Thirumalai, R. Elber, and R. B. Gerber, *Phys. Rev. E* **59**, 2231 (1999).
- [8] P. Babinec, *Chaos, Sol. Fract.* **22**, 1007 (2004).
- [9] D. Dominici, *Some remarks on the Wu-Sprung potential. Preliminary report*, math.CA/0510341.
- [10] J. Twamley and G. J. Milburn, *The quantum mellin transform*, quant-ph/0702107.
- [11] M. V. Berry and Z. V. Lewis, *Proc. Roy. Soc. London A* **370**, 459 (1980).
- [12] B. P. van Zyl and D. A. W. Hutchinson, *Phys. Rev. E* **67**, 066211 (2003).
- [13] A. A. Karatsuba and M. A. Korolev, *Russ. Math. Surveys* **60**, 433 (2005).
- [14] M. Livio, *The Golden Ratio* (Broadway, New York, 2002).
- [15] K. Weibert, J. Main, and G. Wunner, *Eur. Phys. J. D* **19**, 379 (2002).
- [16] J. Main, V. A. Mandelshtam, G. Wunner, and H. S. Taylor, *Nonlinearity* **11**, 1015 (1998).
- [17] G. Sierra, *J. Statist. Mech.* **2005**, P12006 (2005).
- [18] R. Gorenflo and S. Vessalla, *Abel integral equations: Analysis and applications* (Springer-Verlag, Berlin, 1990).
- [19] C. Tricot, *Curves and Fractal Dimensions* (Springer-Verlag, New York, 1995).
- [20] C. Castro and J. Mahecha, *Int. J. Geom. Meth. Mod. Phys.* **1**, 751 (2004).
- [21] P. B. Slater, *A numerical examination of the Castro-Mahecha supersymmetric model of the Riemann zeros*, math.NT/0511188.
- [22] R. M. Corless, G. H. Gonnet, D. E. G. Hare, D. J. Jeffrey, and D. E. Knuth, *Adv. Comput. Math.* **5**, 329 (1996).
- [23] B. W. Williams, *Phys. Lett. A* **334**, 117 (2005).
- [24] T. Kato, *Perturbation Theory for Linear Operators* (Springer-Verlag, Berlin, 1966).
- [25] N. Laskin, *Phys. Rev. E* **66**, 056108 (2002).
- [26] F. Ben-Adda and J. Cresson, *Appl. Math. Comput.* **161**, 323 (2005).
- [27] M. V. Berry and J. P. Keating, *SIAM Review* **41**, 236 (1999).
- [28] A. Connes, *Selecta Math. (N. S.)* **5**, 29 (1999).

- [29] K. Sabbagh, *The Riemann Hypothesis: The greatest unsolved problem in mathematics* (Farrar, Straus and Giroux, New York, 2002).
- [30] Z. Ahmed and S. R. Jain, *Mod. Phys. Lett. A* **21**, 331 (2006).
- [31] A. Shudo, Y. Shimizu, P. Šeba, H.-J. Stöckmann, and K. Życzkowski, *Phys. Rev. E* **49**, 3748 (1994).
- [32] M. L. Lapidus and M. van Frankenhuysen, *Fractal geometry and number theory: Complex dimensions of fractal strings and zeros of zeta functions* (Birkhauser, Boston, 2000).