

KUNS-1503
HE(TH)98/05
hep-th/9804164

Multi-Pronged Strings and BPS Saturated Solutions in $SU(N)$ Supersymmetric Yang-Mills Theory

Koji HASHIMOTO*, Hiroyuki HATA† and Naoki SASAKURA‡

Department of Physics, Kyoto University, Kyoto 606-8502, Japan

April, 1998

Abstract

Extending our previous work on $SU(3)$, we construct spherically symmetric BPS saturated regular configurations of $\mathcal{N} = 4$ $SU(N)$ supersymmetric Yang-Mills theory preserving 1/4 supersymmetry, and investigate their features. We also give exact solutions in the case some of the free parameters of the general solutions take certain values. These field theory BPS states correspond to the string theory BPS states of multi-pronged strings connecting N different D3-branes by regarding the $\mathcal{N} = 4$ supersymmetric Yang-Mills theory as an effective field theory on parallel D3-branes. We compare our solutions with multi-pronged strings in string picture.

*hasshan@gauge.scphys.kyoto-u.ac.jp. Supported in part by Grant-in-Aid for Scientific Research from Ministry of Education, Science and Culture (#3160).

†hata@gauge.scphys.kyoto-u.ac.jp. Supported in part by Grant-in-Aid for Scientific Research from Ministry of Education, Science and Culture (#09640346).

‡sasakura@gauge.scphys.kyoto-u.ac.jp. Supported in part by Grant-in-Aid for Scientific Research from Ministry of Education, Science and Culture (#10740119).

1 Introduction

In recent developments of non-perturbative string theory, the existence of many kinds of extended BPS objects has been realized. These BPS states are related to each other by several duality transformations, which are believed to be the true symmetries of the non-perturbative string theory. By studying a supersymmetric gauge theory as an effective field theory on an appropriate brane configuration, the existence of some string theory BPS states on the brane configuration implies the existence of the corresponding BPS states in the field theory. Thus showing explicitly the existence of such corresponding BPS states by using traditional field theory techniques would be a good test to the non-perturbative implications of string theory and would deepen the understanding of the field theory itself.

A typical example of such interplay is given by the 3+1 dimensional $\mathcal{N} = 4$ $SU(N)$ supersymmetric Yang-Mills (SYM) theory broken spontaneously to $U(1)^{N-1}$. This theory can be studied as an effective field theory on N parallel D3-branes [1, 2]. The invariance of D3-branes under the $SL(2, Z)$ duality transformation of type IIB string theory implies the $SL(2, Z)$ duality symmetry of the $\mathcal{N} = 4$ SYM theory [3, 4]. The $(\pm 1, 0)$ strings stretching between different D3-branes preserve 1/2 supersymmetry of the D3-brane world volume and appear as the massive W-bosons of the broken gauge symmetries in the field theory. The $SL(2, Z)$ duality symmetry implies the existence of other BPS states of the field theory corresponding to the general (p, q) strings with relatively prime integers p and q . The states with $(p, \pm 1)$ are monopoles and dyons, the field configurations of which are explicitly known in the form of the Prasad-Sommerfield solution [5]. The existence of the states with $q = 2$ was shown by the quantization of the collective modes of the two monopole solutions [4], while the existence of the states with $q > 2$ was discussed in [6].

The BPS objects we discuss in this paper are multi-pronged strings in type IIB string theory and their counterparts in $\mathcal{N} = 4$ SYM theory. It was conjectured originally in [7] that a three-pronged string would exist as a stable state under both the conditions that the forces from the three strings should balance and that the two-form charges of the three strings should conserve at the junction. The BPS feature of such a junction has been shown by several authors in both the string picture [8, 9] and the M-theory picture [10]. The relations to the field theory BPS states have been investigated in several contexts [11, 12, 13, 14]. In [12], a three-pronged string connecting different parallel D3-branes was investigated. This configuration preserves the 1/4 of the D3-brane world volume supersymmetry, and hence it is expected that there exist corresponding 1/4 BPS states in the $\mathcal{N} = 4$ $SU(N)$ SYM theory with $N > 2$. The author of [12] obtained an evidence for the existence, showing that the

mass of the three-pronged string agrees with the mass of the corresponding field theory state under the assumption of its BPS saturation. But there the configuration itself in the field theory was not obtained. Such a 1/4 BPS state was shown to have non-parallel electric and magnetic charges [12, 15], and this fact makes it a non-trivial issue to solve the equations of BPS saturation.

In our previous work [16], we constructed explicitly the corresponding BPS states in the $\mathcal{N} = 4$ $SU(3)$ SYM theory. We solved explicitly the Bogomol'nyi equations in the case of non-parallel electric and magnetic charges. We also obtained exact solutions in the case some of the free parameters are fixed to certain values. The asymptotic behavior of our solutions agrees with the string picture, that is, three straight strings meet at one point and the forces balance at the junction. On the other hand, we pointed out that there are some differences in our solutions from the string picture, and the behavior of our solutions near the junction does not seem to respect the $SL(2, Z)$ duality symmetry. This fact may be interpreted as our technical preference that we treat the SYM theory classically, i.e. electrically.

In this paper, we continue our investigations of string junctions from field theoretical viewpoints, and extend our analysis to multi-pronged strings. The main part of this paper consists of the explicit construction of the 1/4 BPS states in $\mathcal{N} = 4$ $SU(N)$ SYM theory ($N > 2$). We solve the Bogomol'nyi equations under the assumption of spherical symmetry in the D3-brane world volume. The BPS solutions we obtain correspond to the string theory BPS states of an N -pronged string connecting N different D3-branes. Such multi-pronged strings have been recently studied in the string picture in [14].

This paper is organized as follows. In section 2, we explain our strategy to solve the Bogomol'nyi equations. We investigate some properties of our solutions, and give exact solutions in the case some of the free parameters of the general solutions take certain values. In section 3, we show in detail the features of our exact solutions for $SU(4)$ and $SU(5)$ as examples. Various interesting properties of the solutions are also discussed there. In section 4, we calculate the long-range force between two dyons in the SYM theory, and find the consistency with the idea that a three-pronged string can be produced as a bound state of two strings. Section 5 contains summary and discussions. In appendix E, we show that our solutions satisfy the equations of motion of the non-Abelian Born-Infeld action, and the other appendices contain several formulas used in the text.

2 BPS saturated SYM configurations

2.1 BPS bound and Bogomol'nyi equations

As mentioned in sec. 1, we would like to generalize the arguments of ref. [16] for the 3 + 1 dimensional $\mathcal{N} = 4$ SYM with gauge group $SU(3)$ to the $SU(N)$ case and construct the BPS saturated solutions which correspond to the string theory BPS states of multi-pronged strings connecting N D3-branes. Omitting the fermionic terms, the energy of our $SU(N)$ SYM system reads,

$$U = \int d^3x \frac{1}{2} \text{Tr} \left\{ (\mathcal{B}_i)^2 + (\mathcal{E}_i)^2 + (D_i X)^2 + (D_i Y)^2 + (D_0 X)^2 + (D_0 Y)^2 - [X, Y]^2 \right\}, \quad (2.1)$$

where $\mathcal{E}_i = F_{0i}$ and $\mathcal{B}_i = 1/2 \epsilon_{ijk} F_{jk}$ are the electric and magnetic fields, and the covariant derivative is defined by $D_\mu X = \partial_\mu X - i[A_\mu, X]$. We have put the Yang-Mills coupling constant equal to one, and shall consider the case of vanishing vacuum theta angle. In (2.1), we have kept only two adjoint scalars, X and Y , among the original six which should describe the transverse coordinates of the D3-branes. This is because we are interested in the multi-pronged BPS string states preserving 1/4 of the supersymmetry, and such string networks must necessarily lie on a two-dimensional plane.

In this paper we assume the D-flatness $[X, Y] = 0$.^{*} To derive the BPS saturation condition, we rewire the energy (2.1) as [15]

$$U = \int d^3x \frac{1}{2} \text{Tr} \left\{ (\mathcal{E}_i \cos \theta - \mathcal{B}_i \sin \theta - D_i X)^2 + (\mathcal{B}_i \cos \theta + \mathcal{E}_i \sin \theta - D_i Y)^2 + (D_0 X)^2 + (D_0 Y)^2 \right\} + (Q_X + M_Y) \cos \theta + (Q_Y - M_X) \sin \theta, \quad (2.2)$$

where θ is an arbitrary angle, and $Q_{X,Y}$ and $M_{X,Y}$ are defined by

$$Q_X = \int d^3x \text{Tr} (\mathcal{E}_i D_i X) = \int_{r \rightarrow \infty} dS_i \text{Tr} (\mathcal{E}_i X), \quad M_X = \int d^3x \text{Tr} (\mathcal{B}_i D_i X) = \int_{r \rightarrow \infty} dS_i \text{Tr} (\mathcal{B}_i X). \quad (2.3)$$

Since each term in the integrand of (2.2) is non-negative and θ is arbitrary, we obtain the BPS bound:

$$U \geq E_{\text{BPS}} \equiv \sqrt{(Q_X + M_Y)^2 + (Q_Y - M_X)^2}. \quad (2.4)$$

The lower bound in (2.4) is saturated when the following conditions hold:

$$D_i X = \mathcal{E}_i \cos \theta - \mathcal{B}_i \sin \theta, \quad (2.5)$$

^{*} Due to the D-flatness, we can diagonalize X and Y simultaneously and hence consider definite D3-brane surfaces described by the eigenvalues of X and Y as we shall do in later subsections. The Bogomol'nyi equations without imposing the D-flatness are given in refs. [34, 36]

$$D_i Y = \mathcal{B}_i \cos \theta + \mathcal{E}_i \sin \theta, \quad (2.6)$$

$$D_0 X = D_0 Y = 0, \quad (2.7)$$

$$[X, Y] = 0, \quad (2.8)$$

with the angle θ given by

$$\sin \theta = \frac{Q_Y - M_X}{E_{\text{BPS}}}, \quad \cos \theta = \frac{Q_X + M_Y}{E_{\text{BPS}}}. \quad (2.9)$$

In addition to the four equations (2.5)–(2.8), we have to impose the Gauss law,

$$D_i \mathcal{E}_i = 0, \quad (2.10)$$

since we used it in converting the volume integration of $Q_{X,Y}$ (2.3) into the surface one. Note that eq. (2.9) is an automatic consequence of the two equations (2.5) and (2.6) and need not be imposed independently. In appendix D we show that the SYM configurations satisfying eqs. (2.5)–(2.8) preserve 1/4 supersymmetry.

2.2 SYM solutions and the IIB picture of string networks

In this subsection, we shall discuss the asymptotic ($r \rightarrow \infty$) behavior of the solutions and its relation to the IIB picture of the string networks. Suppose that we have a static solution $(A_\mu(\mathbf{r}), X(\mathbf{r}), Y(\mathbf{r}))$ to the equations (2.5)–(2.8) and (2.10), and that their asymptotic forms are, after a suitable gauge transformation, given (locally) as follows:

$$X \sim \text{diag}(x_a) + \frac{1}{2r} \text{diag}(u_a), \quad (2.11)$$

$$Y \sim \text{diag}(y_a) + \frac{1}{2r} \text{diag}(v_a), \quad (2.12)$$

$$\mathcal{E}_i \sim \frac{\hat{r}_i}{r^2} \frac{1}{2} \text{diag}(e_a), \quad (2.13)$$

$$\mathcal{B}_i \sim \frac{\hat{r}_i}{r^2} \frac{1}{2} \text{diag}(g_a), \quad (2.14)$$

with $\hat{\mathbf{r}} \equiv \mathbf{r}/r$. For these asymptotic behaviors, we have

$$Q_X = 2\pi \sum_{a=1}^N e_a x_a, \quad M_X = 2\pi \sum_{a=1}^N g_a x_a, \quad (2.15)$$

and similarly for Q_Y and M_Y .

Now, this solution is interpreted as representing a configuration of N D3-branes $a = 1, 2, \dots, N$ at transverse coordinates (x_a, y_a) from which a string with two-form (NS-NS and

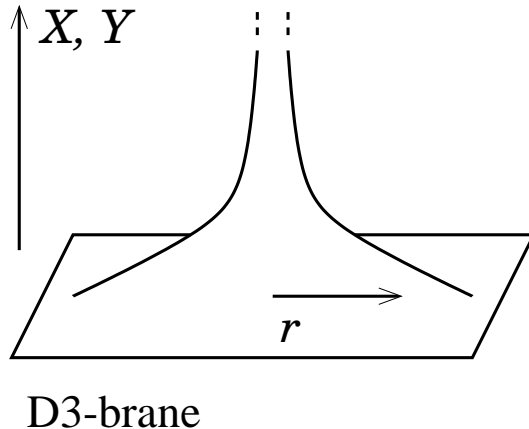


Figure 1: “Tube-like” configuration of D3-brane surface representing a string.

R-R) charges (e_a, g_a) are emerging in the direction (u_a, v_a) . This is because the eigenvalues of the scalars (X, Y) are interpreted as the transverse coordinates of the D3-branes and the “tube-like” part of the D3-brane surface (corresponding to smaller r) can be regarded as a string [17] (see fig. 1). The string directions (u_a, v_a) are not arbitrary but are related to (e_a, g_a) by [9]

$$\begin{pmatrix} u_a \\ v_a \end{pmatrix} = - \begin{pmatrix} \cos \theta & -\sin \theta \\ \sin \theta & \cos \theta \end{pmatrix} \begin{pmatrix} e_a \\ g_a \end{pmatrix}, \quad (2.16)$$

where θ is the angle given by (2.9). Leaving the derivation of eq. (2.16) for our SYM solutions in sec. 2.3, we shall discuss the IIB picture of string networks deduced from (2.16).

In fact, we can show that, given (e_a, g_a) and (x_a, y_a) ($a = 1, 2, \dots, N$) satisfying eqs. (2.9) and (2.16), it is possible to draw “generalized” tree string networks made of 3-string junctions satisfying the following two properties:

- (A) The positions of the 3-string junctions in the network is consistently given in such a way that the direction of each component string A is parallel or anti-parallel[†] to the vector (u_A, v_A) which is related to the charge vector (e_A, g_A) by eq. (2.16). Here, the component strings include the N strings emerging directly from the D3-branes as well as the internal strings connecting 3-string junctions, and the charges (e_A, g_A) are uniquely determined by the conservation condition at the junctions.

[†] A string A connecting two 3-string junctions (or a D3-brane and a junction) α and β with coordinates (x_α, y_α) and (x_β, y_β) is parallel (anti-parallel) to the vector (u_A, v_A) defined to be directed from α to β if t_A satisfying $(x_\alpha, y_\alpha) + t_A(u_A, v_A) = (x_\beta, y_\beta)$ is positive (negative).

(B) The sum of the masses of the component strings constituting the network coincides with the BPS bound E_{BPS} (2.4) of the energy:

$$E_{\text{BPS}} = \sum_A T_A \ell_A. \quad (2.17)$$

Here, $T_A = \pm 2\pi \sqrt{e_A^2 + g_A^2}$ and ℓ_A are the tension and the length of the string A , respectively, and the sign factor of the tension T_A is positive (negative) if the string A is parallel (anti-parallel) to the vector (u_A, v_A) .

In appendix A, we present a proof of the properties (A) and (B) valid for general N using a technique which reduces the problem to the simple $N = 3$ case. The string networks satisfying (A) and (B) are “generalized” ones in the sense that we are allowing strings with *negative* tension (see fig. 2). As seen from the proof given in appendix A, there are in general

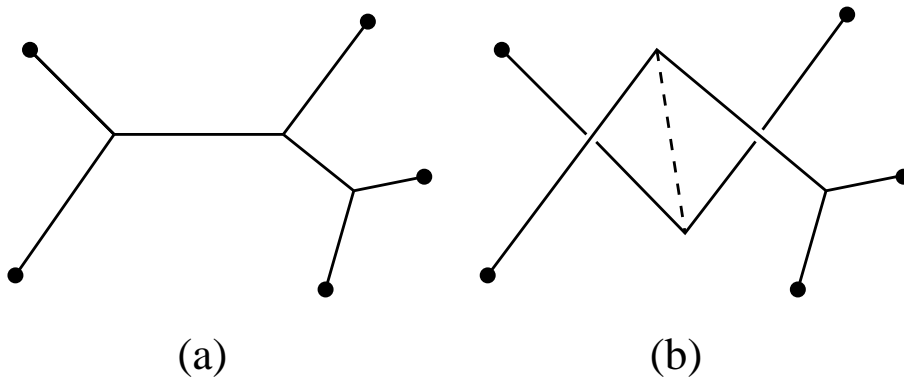


Figure 2: String networks corresponding to the same set of (e_a, g_a) and (x_a, y_a) . The blobs represent D3-branes. The network (a) is physical, while (b) is unphysical since it contains a string with negative tension (dashed line).

more than one possible string networks for a given set of (e_a, g_a) and (x_a, y_a) . In order for it to be possible to identify a *physical* network consisting only of strings with positive tension, (x_a, y_a) cannot be arbitrary but have to satisfy conditions determined by the charges (e_a, g_a) . Such a condition is given by eq. (4.1) for the $N = 3$ case. In sec. 3.1, we analyze our exact SYM solutions satisfying the BPS saturation condition for the $N = 4$ case to find that for every parameter value of the solution there are corresponding physical networks. Though it is generally expected that, for (x_a, y_a) and (e_a, g_a) associated with a BPS saturated SYM configuration, we can always identify physical networks, we do not yet have a proof of it.

We mentioned at the beginning of this subsection the interpretation of the eigenvalues of the scalars (X, Y) as the coordinates of the IIB strings emerging from the D3-branes.

However, as we saw in ref. [16] for the $N = 3$ case and shall find later in this paper for general N , such interpretation does not match the string network picture for finite r since the lines corresponding to the eigenvalues of the scalars are generally *curved*. Moreover, multiple 3-string junctions in the networks with $N \geq 4$ is impossible in this interpretation due to the analyticity of the scalars as functions of the four dimensional coordinates of the SYM.

2.3 Spherical symmetry and monopole solutions

Let us prepare a framework for constructing the BPS saturated SYM configurations. Since the angle θ can be absorbed by a rotation in the (X, Y) plane, we shall consider the case of $\theta = 0$. Then, the equations to be solved are

$$D_i X = \mathcal{E}_i, \quad (2.18)$$

$$D_i Y = \mathcal{B}_i, \quad (2.19)$$

as well as (2.7), (2.8) and (2.10). Our strategy for the construction of the solutions is the same as in ref. [16] for the $SU(3)$ case. First, we prepare an $SU(N)$ monopole solution $(A_i(\mathbf{r}), Y(\mathbf{r}))$ to eq. (2.19). Then, eq. (2.18) is automatically satisfied by putting $A_0(\mathbf{r}) = -X(\mathbf{r})$, while eq. (2.7) holds due to eq. (2.8) and the time-independence of our solution. Therefore, we have only to solve eq. (2.10), i.e.,

$$D_i D_i X = 0, \quad (2.20)$$

under the D-flatness condition (2.8). As we did in ref. [16], we adopt as the monopole solutions to eq. (2.19) those given in ref. [18] constructed using a general formalism for spherically symmetric solutions of ref. [19]. In the following, we shall present our problem in the formalism of ref. [19] and explain the monopole solutions of ref. [18] (see also ref. [20]).

Our solutions (A_i, X, Y) are assumed to be spherically symmetric with respect to an angular momentum operator \mathbf{J} , i.e., they satisfy

$$[J_i, A_j] = i\epsilon_{ijk} A_k, \quad [J_i, X] = [J_i, Y] = 0, \quad (2.21)$$

The present \mathbf{J} is the sum of the space and the gauge group rotations:

$$\mathbf{J} = \mathbf{L} + \mathbf{T}, \quad (2.22)$$

where $\mathbf{L} = -i\mathbf{r} \times \nabla$ is the generator of the space rotation and \mathbf{T} is the maximal $SU(2)$ embedding in $SU(N)$ with $T_3 = \frac{1}{2} \text{diag}(N-1, N-3, \dots, -N+1)$. The monopole solution of [18] assumes the following form for the vector potential:

$$\mathbf{A}(\mathbf{r}) = (\mathbf{M}(r, \hat{\mathbf{r}}) - \mathbf{T}) \times \hat{\mathbf{r}}/r, \quad (2.23)$$

where the Lie algebra valued function M_i should satisfy the spherical symmetry condition,

$$[J_i, M_j] = i\epsilon_{ijk}M_k. \quad (2.24)$$

Various formulas are derived by using the expression $\nabla = \hat{\mathbf{r}}\partial/\partial r - (i/r)\hat{\mathbf{r}} \times \mathbf{L}$ for the space derivative as well as the spherical symmetry properties, eqs. (2.21) and (2.24). We need in particular the following three:

$$\mathbf{D}Y = \hat{\mathbf{r}}Y' + \frac{i}{r}\hat{\mathbf{r}} \times [\mathbf{M}, Y], \quad (2.25)$$

$$\mathcal{B}_i = -\frac{i}{r^2}\hat{r}_i\hat{r}_j \left(\frac{1}{2}\epsilon_{jkl} [M_k, M_\ell] - iT_j \right) - \frac{1}{r}(\hat{\mathbf{r}} \times (\hat{\mathbf{r}} \times \mathbf{M}'))_i, \quad (2.26)$$

$$D_i D_i X = X'' + \frac{2}{r}X' - \frac{1}{r^2}(\delta_{ij} - \hat{r}_i\hat{r}_j) [M_i, [M_j, X]], \quad (2.27)$$

where the prime denotes the differentiation $\partial/\partial r$.

Due to the spherical symmetry it is sufficient to construct solutions on the positive z -axis. The monopole equation (2.19) and the Gauss law constraint (2.20) on the z -axis are reduced to

$$r^2 Y' = \frac{1}{2} [M_+, M_-] - T_3, \quad (2.28)$$

$$M'_\pm = \mp [M_\pm, Y], \quad (2.29)$$

$$X'' + \frac{2}{r}X' - \frac{1}{2r^2}([M_+, [M_-, X]] + [M_-, [M_+, X]]) = 0, \quad (2.30)$$

with $M_\pm \equiv M_1 \pm iM_2$. As seen from eqs. (2.18), (2.19) and (2.25), the z -component of the electric and magnetic fields on the positive z -axis are equal to the derivatives of the scalars:

$$\mathcal{E}_z = X', \quad \mathcal{B}_z = Y'. \quad (2.31)$$

The matrix-valued functions $M_\pm(r)$ and $Y(r)$ of ref. [18] are given on the positive z -axis as

$$(M_+)_{mn} = \delta_{m,n-1} a_m(r), \quad M_- = M_+^T, \quad (2.32)$$

$$Y = \text{diag}(Y_m(r)) = \frac{1}{2r} \text{diag}(\Psi_m(r) - \Psi_{m-1}(r)), \quad \Psi_0 = \Psi_N = 0, \quad (2.33)$$

using a_m and Ψ_m , which are further expressed in terms of $Q_m(r)$ as

$$a_m(r) = \frac{r}{Q_m} (m\bar{m}Q_{m-1}Q_{m+1})^{1/2}, \quad (2.34)$$

$$\Psi_m(r) = -r(\ln Q_m)' + m\bar{m} \quad (\bar{m} \equiv N - m), \quad (2.35)$$

with $Q_0 = Q_N = 1$. The functions a_m and M_{\pm} satisfy eqs. (2.28) and (2.29) if $Q_m(r)$ is a solution to

$$(Q'_m)^2 - Q_m Q''_m = m\bar{m} Q_{m+1} Q_{m-1}, \quad (2.36)$$

for $m = 1, 2, \dots, N-1$. In ref. [18] they found the following Q_m satisfying (2.36):

$$Q_m = \gamma_m \sum_{D_m} \prod_{a \in D_m} e^{-2y_a r} \prod_{b \in \bar{D}_m} (2y_b - 2y_a)^{-1}, \quad (2.37)$$

where γ_m is given by

$$\gamma_m = \frac{\prod_{n=1}^{N-1} n!}{\prod_{k=1}^{m-1} k! \cdot \prod_{l=1}^{\bar{m}-1} l!}, \quad (2.38)$$

and the sum in (2.37) is over the $\binom{N}{m}$ distinct ways of dividing the integers $\{1, 2, \dots, N\}$ into two groups, D_m with m elements and \bar{D}_m with \bar{m} elements.

In (2.37), y_a ($a = 1, 2, \dots, N$) are arbitrary parameters satisfying $\sum_{a=1}^N y_a = 0$. They are nothing but y_a appearing in the asymptotic expression (2.12) of the scalar Y if the condition $y_1 < y_2 < \dots < y_N$ is satisfied. This is seen from the asymptotic behavior of $\ln Q_m$,

$$\ln Q_m = -2 \sum_{a=1}^m y_a r + \text{const.} + O\left(e^{-2(y_m - y_{m-1})r}\right) \quad (r \rightarrow \infty), \quad (2.39)$$

and eq. (2.35). Using (2.31), we find that the asymptotic form of the magnetic field is $\mathcal{B}_z \sim -T_3/r^2$ and hence the magnetic charges g_a of the present solution are given by

$$(g_a) = (-N + 1, -N + 3, \dots, N - 1). \quad (2.40)$$

On the other hand, the behavior of $Q_m(r)$ of (2.37) near the origin $r = 0$ is

$$Q_m = r^{m\bar{m}} \left(1 + q_m r^2 + O(r^3)\right) \quad (r \sim 0), \quad (2.41)$$

where the coefficient q_m of the sub-leading term is given by[‡]

$$q_m = \frac{2m\bar{m}}{N(N^2 - 1)} \sum_{a=1}^N y_a^2. \quad (2.42)$$

The leading behavior $r^{m\bar{m}}$ of Q_m is consistent with the regularity of the solution at $r = 0$.

[‡] One way to derive eq. (2.42) is as follows. Eq. (2.36) implies that q_m satisfies the recursion relation $(2m\bar{m} - 2)q_m = m\bar{m}(q_{m+1} - q_{m-1})$, whose solution is given by $q_m \propto m\bar{m}$ (incidentally, this recursion equation is the $p = 1$ case of eq. (2.48), which is solved in appendix B). Taking into account the initial condition $q_1 = \frac{2}{N(N+1)} \sum_{a=1}^N y_a^2$ obtained from (2.37), we get (2.42).

Since we have adopted the diagonal form (2.33) for the scalar Y , the D-flatness condition (2.8) implies that the other scalar X is also diagonal. The diagonal form of X is also a consequence of the spherical symmetry $[J_3, X] = 0$ (2.21) implying $[T_3, X] = 0$ on the z -axis. Therefore, we express X in terms of $N - 1$ functions Φ_m ($m = 1, 2, \dots, N - 1$) as

$$X = \text{diag}(X_m) \equiv \frac{1}{2r} \text{diag}(\Phi_m - \Phi_{m-1}), \quad \Phi_0 = \Phi_N = 0. \quad (2.43)$$

Then, eq. (2.30) for X is reduced to

$$\Phi_m'' - \frac{a_m^2}{r^2} (2\Phi_m - \Phi_{m+1} - \Phi_{m-1}) = 0, \quad m = 1, \dots, N - 1. \quad (2.44)$$

This differential equation can be solved numerically and for a certain special values of (y_a) analytically. In the next subsection, we shall present an exact solution which is a generalization of the exact solution for the $N = 3$ case given in ref. [16].

Before closing this subsection, we derive the relation (2.16) for our SYM solutions. This is an immediate consequence of (2.31) for \mathcal{E}_z and \mathcal{B}_z and the asymptotic expressions (2.11) – (2.14). They lead to eq. (2.16) with $\theta = 0$, $(u_a, v_a) = -(e_a, g_a)$. (Note that, since $M_{\pm}(r)$ decays exponentially as $r \rightarrow \infty$ as seen from eqs. (2.34) and (2.39), so do the other components $\mathcal{E}_{x,y}$ and $\mathcal{B}_{x,y}$.) Eq. (2.16) in the case of non-vanishing θ is obtained by a rotation of (X, Y) and hence (u_a, v_a) .

2.4 Exact solutions for X

Similarly to the case of $SU(3)$ [16], it is possible to construct an exact solution to the equations (2.44) for the following special values of (y_a) :

$$(y_1, y_2, \dots, y_N) = C(-N+1, -N+3, \dots, N-1), \quad (2.45)$$

where C is a positive constant. For this (y_a) , Q_m is given explicitly by[§]

$$Q_m = \left(\frac{\sinh Cr}{C} \right)^{m\bar{m}}, \quad (2.46)$$

and eq. (2.44) becomes

$$\Phi_m'' - \frac{m\bar{m}}{\sinh^2 r} (2\Phi_m - \Phi_{m+1} - \Phi_{m-1}) = 0, \quad m = 1, \dots, N-1, \quad (2.47)$$

[§] The easiest way to derive (2.46) is to first obtain Q_1 from eq. (2.37) and then use the recursion relation (2.36) to get Q_m with higher m .

where we have put $C = 1$ since C can be absorbed into the rescaling of r .

To rewrite the differential equation (2.47) into a diagonal form, let us consider the eigenvalue problem for the non-differential part of (2.47):

$$m\bar{m} \left(2v_m^{(p)} - v_{m+1}^{(p)} - v_{m-1}^{(p)} \right) = p(p+1)v_m^{(p)}, \quad m = 1, \dots, N-1, \quad (2.48)$$

where the eigenvalue is expressed as $p(p+1)$, and we have $v_0^{(p)} = v_N^{(p)} = 0$. The solution to eq. (2.48) is given in appendix B. There we show that p characterizing the eigenvalue takes the integer values; $p = 1, 2, \dots, N-1$. The explicit form of the eigenvectors $v_m^{(p)}$ is also given there. Then, by expressing Φ_m as

$$\Phi_m(r) = \sum_{p=1}^{N-1} v_m^{(p)} \varphi^{(p)}(r), \quad (2.49)$$

the differential equations (2.47) are reduced to diagonal ones for $\varphi^{(p)}$:

$$\varphi^{(p)}(r)'' - \frac{p(p+1)}{\sinh^2 r} \varphi^{(p)}(r) = 0. \quad p = 1, \dots, N-1, \quad (2.50)$$

In order to solve (2.50), we make a change of variables from r to $y \equiv e^{2r}$, and consider $\tilde{\varphi}^{(p)}(y) \equiv (y-1)^p \varphi^{(p)}$ instead of $\varphi^{(p)}$. Eq. (2.50) is then transformed into a Gauss's hypergeometric differential equation:

$$y(1-y) \frac{d^2}{dy^2} \tilde{\varphi}^{(p)} + [1 - (1-2p)y] \frac{d}{dy} \tilde{\varphi}^{(p)} - p^2 \tilde{\varphi}^{(p)} = 0. \quad (2.51)$$

The general solution to (2.50) is therefore given as a linear combination of two independent ones:

$$\varphi^{(p)} = \beta_p (y-1)^{-p} \left(F(-p, -p, 1; y) + c_p [F(-p, -p, 1; y) \ln y + F^*(-p, -p, 1; y)] \right) \quad (2.52)$$

where[¶]

$$F(-p, -p, 1; y) = \sum_{k=0}^p \binom{p}{k}^2 y^k, \quad (2.53)$$

$$F^*(-p, -p, 1; y) = -2 \sum_{k=1}^p \binom{p}{k}^2 \sum_{l=1}^k \left(\frac{1}{p-l+1} + \frac{1}{l} \right) y^k, \quad (2.54)$$

and β_p and c_p are constants. For our present purpose, c_p must be chosen in such a way that $\varphi^{(p)}$ of (2.52) is non-singular at $y = 1$ ($r = 0$). Such c_p is given by

$$c_p = \left(2 \sum_{l=1}^p \frac{1}{l} \right)^{-1}. \quad (2.55)$$

[¶] $F^*(\alpha, \beta, \gamma; y) \equiv (\partial/\partial\alpha + \partial/\partial\beta + 2\partial/\partial\gamma) F(\alpha, \beta, \gamma; y)$

The derivation of (2.55) is given in appendix C. There we obtain the solution using the analytic continuation of the hypergeometric functions. For example, $\varphi^{(p)}$ with $p = 1, 2$ and 3 are

$$\begin{aligned}\varphi^{(1)} &= \beta_1 (r \coth r - 1), \\ \varphi^{(2)} &= -\beta_2 \left(\coth r - r \frac{2 \cosh^2 r + 1}{3 \sinh^2 r} \right), \\ \varphi^{(3)} &= \beta_3 \left(-1 - \frac{15}{11 \sinh^2 r} + r \frac{3 \cosh r (2 \cosh^2 r + 3)}{11 \sinh^3 r} \right).\end{aligned}\tag{2.56}$$

$\varphi^{(1)}$ and $\varphi^{(2)}$ are nothing but the solutions given in [16] as φ_+ and φ_- for the $N = 3$ case.

As for the other scalar Y for the present (y_a) of (2.45), Ψ_m of (2.33) is given using (2.35) and (2.46) by

$$\Psi_m = -m\bar{m} (r \coth r - 1).\tag{2.57}$$

Since $v_m^{(1)} \propto m\bar{m}$, this is the $p = 1$ term of (2.49).

3 Behavior of the solutions

In this section, we shall discuss various aspects of the solutions: explicit analysis of the exact solutions for the cases $N = 4$ and 5 (sec. 3.1), the behavior of the solutions near the origin for general N (sec. 3.2), the concept of the effective charges (sec. 3.3), and new solutions for the cases where some of y_a are degenerate (sec. 3.4).

3.1 Exact solutions for $SU(4)$ and $SU(5)$

In this subsection, we shall study the exact solutions presented in the previous section in more detail for the cases $N = 4$ and 5. First, let us consider the $SU(4)$ case. Since the eigenvectors $v_m^{(1,2,3)}$ (with appropriate normalization) read (see appendix B)

$$\vec{v}^{(1)} = \begin{pmatrix} 3 \\ 4 \\ 3 \end{pmatrix}, \quad \vec{v}^{(2)} = \begin{pmatrix} 1 \\ 0 \\ -1 \end{pmatrix}, \quad \vec{v}^{(3)} = \begin{pmatrix} 1 \\ -2 \\ 1 \end{pmatrix},\tag{3.1}$$

the X -coordinates of the four D3-branes are given by

$$\begin{pmatrix} X_1 \\ X_2 \\ X_3 \\ X_4 \end{pmatrix} = \frac{1}{2r} \begin{pmatrix} 3 & 1 & 1 \\ 1 & -1 & -3 \\ -1 & -1 & 3 \\ -3 & 1 & -1 \end{pmatrix} \begin{pmatrix} \varphi^{(1)} \\ \varphi^{(2)} \\ \varphi^{(3)} \end{pmatrix},\tag{3.2}$$

in terms of $\varphi^{(1,2,3)}$ of eq. (2.56). The charges (e_a, g_a) and the D3-brane coordinates at infinity (x_a, y_a) determined from the asymptotic form of the present exact solution are

$$\begin{aligned} (e_1, g_1) &= (3\beta_1 + \beta_2 + \beta_3, -3), & (e_2, g_2) &= (\beta_1 - \beta_2 - 3\beta_3, -1), \\ (e_3, g_3) &= (-\beta_1 - \beta_2 + 3\beta_3, 1), & (e_4, g_4) &= (-3\beta_1 + \beta_2 - \beta_3, 3), \end{aligned} \quad (3.3)$$

and

$$\begin{aligned} (x_1, y_1) &= \left(\frac{3}{2}\beta_1 + \frac{1}{3}\beta_2 + \frac{3}{11}\beta_3, \frac{-3}{2} \right), & (x_2, y_2) &= \left(\frac{1}{2}\beta_1 - \frac{1}{3}\beta_2 - \frac{9}{11}\beta_3, \frac{-1}{2} \right), \\ (x_3, y_3) &= \left(-\frac{1}{2}\beta_1 - \frac{1}{3}\beta_2 + \frac{9}{11}\beta_3, \frac{1}{2} \right), & (x_4, y_4) &= \left(-\frac{3}{2}\beta_1 + \frac{1}{3}\beta_2 - \frac{3}{11}\beta_3, \frac{3}{2} \right). \end{aligned} \quad (3.4)$$

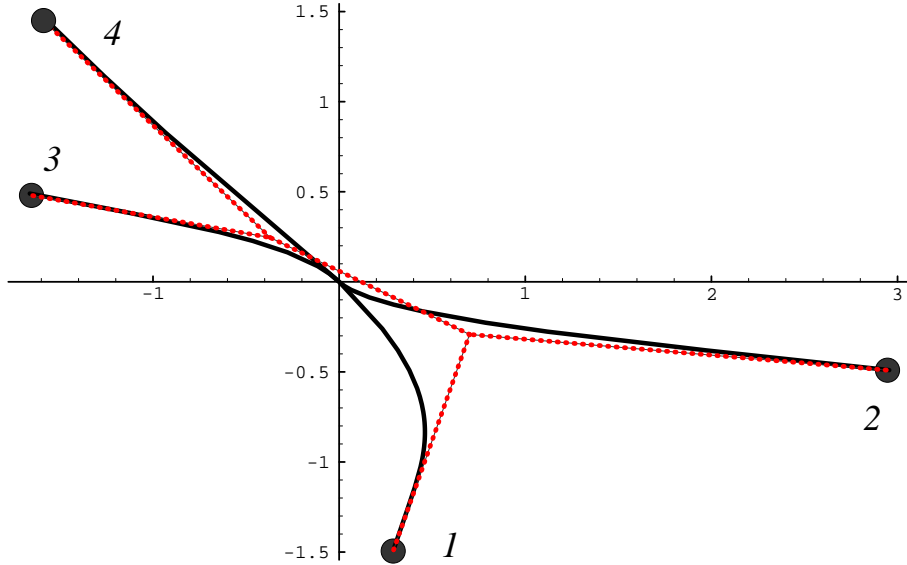


Figure 3: The trajectories of (X_a, Y_a) of the $N = 4$ exact solution (solid lines). The parameters are chosen as $(\beta_1, \beta_2, \beta_3) = (1, -2, -2)$, which give the electric and magnetic charges $(e_a, g_a) = (-1, -3), (9, -1), (-5, 1), (-3, 3)$. The dotted lines describe the corresponding four-pronged string in the string picture.

For $(\beta_1, \beta_2, \beta_3) = (-\beta, 0, 0)$, we have $X_a = \beta Y_a$. In this special case, all the D3-branes and strings are located on a straight line which passes the origin. The charges (e_a, g_a) are parallel to each other and the configuration preserves $1/2$ supersymmetries.

In fig. 3, an example of the typical configurations is presented with solid curves. Notice that the four D3-brane surfaces bend and have a common tangent at the origin. We have chosen the parameters β_p in order for the electric charges to take integer values.

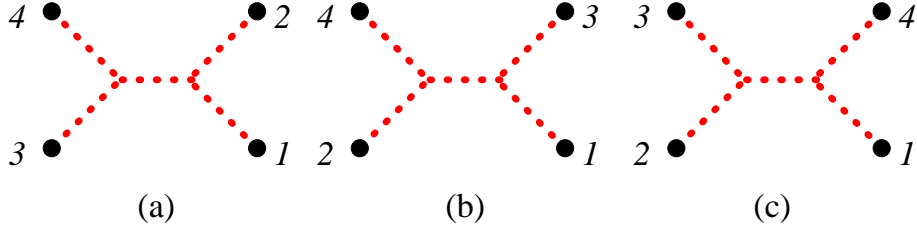


Figure 4: Three different ways of connecting the four D3-branes.

As explained in sec. 2.2, we can find the configuration of a four-pronged string in the string picture from the asymptotic behavior of the solution. In the case of four D3-branes, there are three different ways to connect the D3-branes by a four-pronged string (see fig. 4). Among them, the physical configurations are chosen by the condition that the tensions of all the strings should be positive. The four-pronged string in fig. 3 (dotted lines) corresponds to the case (a) of fig. 4. In general, the correspondence between the parameters β_p and the type of the four-pronged string is as follows:

$$\begin{aligned}
 \text{case (a)} &\Rightarrow |\beta_2| > 5\sqrt{\frac{3}{11}}|\beta_3| \quad \text{or} \quad |\beta_2| < \frac{25}{11}|\beta_3|, \\
 \text{case (b)} &\Rightarrow 5\sqrt{\frac{3}{11}}|\beta_3| < |\beta_2| < \frac{45}{11}|\beta_3|, \\
 \text{case (c)} &\Rightarrow \frac{15}{22}|\beta_3| < |\beta_2| < 5\sqrt{\frac{3}{11}}|\beta_3|.
 \end{aligned} \tag{3.5}$$

Note that the whole parameter space of β_p is covered, namely, we can identify at least one physical four-pronged string configurations for every value of β_p . An interesting fact is that in the regions

$$5\sqrt{\frac{3}{11}}|\beta_3| < |\beta_2| < \frac{45}{11}|\beta_3|, \quad \frac{15}{22}|\beta_3| < |\beta_2| < \frac{25}{11}|\beta_3|, \tag{3.6}$$

two cases satisfy the positive tension condition. In the former region, the condition is satisfied by (a) and (b), and in the latter by (a) and (c). When $|\beta_2| = 5\sqrt{\frac{3}{11}}|\beta_3|$ holds, the three cases degenerate. There is no internal string, and the four strings meet at a point, which is not generally at the origin.

The analysis of the exact solution for $SU(5)$ can be carried out in the same manner. In fig. 5, we present the trajectories of the five D3-brane surfaces (X_a, Y_a) and the corresponding five-pronged string configuration for a certain β_p . Notice that the D3-brane surfaces 1, 2, 4 and 5 have a common tangent at the origin $(X, Y) = (0, 0)$, while the surface 3 sticks to the others.

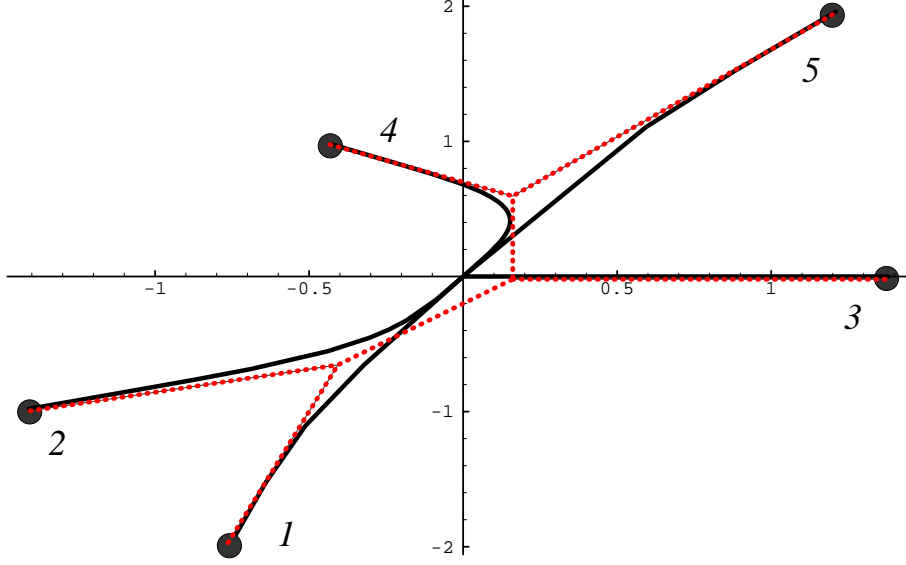


Figure 5: The trajectories of the five D3-brane coordinates (X_a, Y_a) of the exact solution (solid lines), with charges $(e_a, g_a) = (-1, -4), (-5, -2), (6, 0), (-3, 2),$ and $(3, 4)$. The corresponding five-pronged string in the string picture is represented by dotted lines.

3.2 D3-brane surfaces near the origin

Since the two scalars X and Y must vanish simultaneously at $r = 0$ due to the regularity of the solution, all the N D3-brane surfaces, which are described by the eigenvalues of the scalars, meet at the origin $(X, Y) = (0, 0)$ of the transverse plane. In this subsection we shall study how the D3-brane surfaces meet at the origin for general N .

For this purpose, let us consider the behaviors near the origin of the scalars X and Y in our exact solution of sec. 2.4. Rather than expanding the expression (2.52) with respect to r , it is easier to return to the differential equation (2.50) to know the behavior of $\varphi^{(p)}$ near $r = 0$. In fact, eq. (2.50) is approximated near $r = 0$ as

$$\varphi^{(p)}(r)'' - \frac{p(p+1)}{r^2}\varphi^{(p)}(r) = 0 \quad (r \sim 0), \quad (3.7)$$

and the solution regular at $r = 0$ should behave as $\varphi^{(p)} \sim r^{p+1}$. Therefore, the leading contribution to Φ_m (2.49) comes from the $p = 1$ term. This fact, together with the expression (B.6) for $v_m^{(1)}$ implies that $\Phi_m(r) \sim 2\alpha_X m \bar{m} r^2$ (α_X is an m -independent constant) and hence that the leading behavior of the eigenvalue of the scalar X is given by

$$X_m(r) \sim \alpha_X (N - 2m + 1)r. \quad (3.8)$$

The behavior of the other scalar Y should be the same as (3.8) except the constant α_X since Y is also a solution to the differential equation (2.44). Therefore, we get

$$(X_m, Y_m) \sim (N - 2m + 1) (\alpha_X, \alpha_Y) r \quad (r \sim 0). \quad (3.9)$$

The concrete expression of the constant α_Y is obtained from eqs. (2.35) and the q_m term of (2.41):

$$\alpha_Y = -\frac{2}{N(N^2 - 1)} \sum_a y_a^2. \quad (3.10)$$

From eq. (3.9) we can deduce the followings. The shape of the junction of N D3-brane surfaces at the origin $(X, Y) = (0, 0)$ of the transverse plane differs depending on whether N is even or odd. When N is even, all the N D3-brane surfaces have a common tangent at the origin: half of the D3-brane surfaces X_m ($1 \leq m \leq N/2$) are “smoothly” connected to the other half ($N/2 + 1 \leq m \leq N$) of the surfaces at the origin $(X, Y) = (0, 0)$. On the other hand, when N is odd, the above picture is true except for the D3-brane surface with $m = (N + 1)/2$ since, for this particular m , (3.9) vanishes and the leading behavior of $(X_{(N+1)/2}, Y_{(N+1)/2})$ is given by the next $O(r^2)$ term which is generically not parallel to (α_X, α_Y) . Therefore, among N D3-brane surfaces, $N - 1$ have a common tangent at the origin, while the remaining one meets with the others with an angle. We saw in sec. 3.1 and in ref. [16] that the above behaviors are actually realized in the cases with $N = 3, 4$ and 5 (see figs. 3 and 5).

The above analysis about the behavior of the scalars near $r = 0$ was concerning the exact solution of sec. 2.4 for X . To obtain the behavior of a general solution corresponding to (y_a) other than (2.45), we have to analyze the differential equation (2.44) near $r = 0$. Naive substitution of the leading expression of a_m^2 , $a_m^2 \sim m\bar{m}$, derived from (2.41) into (2.44) gives eq. (2.47) with $\sinh^2 r$ replaced by r^2 . Therefore, the same expansion as (2.49) leads to (3.7) and one would conclude that the above behaviors of the scalars near the origin are not restricted to the exact solutions. Though we have confirmed that this naive analysis is valid for $N = 3, 4$ and 5 , it must be checked that the other $\varphi^{(q)}$ with $q \neq p$ enters in a harmless way in the apparently higher order terms of eq. (3.7).

Finally in this subsection, we shall give two comments. Our first comment is concerning the behaviors of the scalars near the origin when N is odd: one D3-brane (X_m, Y_m) with $m = (N + 1)/2$ stick to the rest $N - 1$ branes with an angle when N is odd. Noticing that the R-R charge g_m vanishes only for this particular m (c.f. (2.40)), this phenomenon would be ascribed to the fact that we are describing the BPS states by the classical treatment of the SYM theory (i.e. electrically) as we mentioned in ref. [16].

Secondly, the fact that all the D3-brane surfaces have a common tangent at the origin when N is even means that all of them cannot be globally straight in the transverse plane. Otherwise, the charges (e_a, g_a) are all parallel. This is the case also when N is odd as is seen from the force balance condition.

3.3 Effective charges

From the discussions in the previous subsection, the solutions with non-parallel electric and magnetic charges are necessarily described by curved lines. As discussed in sec. 2.2 and appendix A, the asymptotic behavior ($r \rightarrow \infty$) of the curved lines reproduces the multi-pronged string configuration in the string picture. In this subsection, we shall point out that this feature can be extended to any finite r .

The basic equations used in the proof of Appendix A are^{||}

$$\sum_{a=1}^N (u_a y_a - v_a x_a) = 0, \quad (3.11)$$

$$(u_a, v_a) = -(e_a, g_a), \quad (3.12)$$

$$U = |Q_X + M_Y| = 2\pi \left| \sum_{a=1}^N e_a x_a + \sum_{a=1}^N g_a y_a \right|. \quad (3.13)$$

Thus if we can define quantities at finite r which satisfy the equations similar to (3.11), (3.12) and (3.13), then one can conclude the same results as in appendix A, that is, we can form a multi-pronged string in the string picture using the tangent vectors at r , and the configuration has the satisfactory properties concerning the tensions of the strings, the BPS bound, the formation of a planer tree junction diagram, etc.

The natural generalization of x_a and y_a would be just given by the diagonal elements of the Higgs fields $X_a(r)$ and $Y_a(r)$, where we assume a gauge in which $X(r)$ and $Y(r)$ are diagonal. Viewing the asymptotic behaviors (2.11) and (2.12), the generalization of (u_a, v_a) would be $-2r^2(X'_a(r), Y'_a(r))$, where the prime denotes the derivative in the radial direction. Then the generalization of (3.11) would be expected as

$$W(r) \equiv r^2 \text{Tr} (X'(r)Y(r) - X(r)Y'(r)) = 0. \quad (3.14)$$

It is enough to show (3.14) on the positive z -axis because of the spherical symmetry. Both X_a and Y_a satisfy the same differential equations (2.30), which is in the form $(rX_a)'' + \sum_{b=1}^N A_a^b(r)(rX_b) = 0$ with a symmetric matrix $A_a^b(r)$. Using this fact and taking a derivative

^{||}We take $\theta = 0$ for simplicity without losing generality.

of (3.14), one finds $W' = 0$. Since $W = 0$ at $r = \infty$ from (3.11), the equation (3.14) holds in the whole space.

Now let us define the r -dependent charges $(e_a(r), g_a(r))$ by the electric and magnetic fields in the radial direction:

$$\text{diag}(e_a(r)) = 2r^2 \mathcal{E}_r(r), \quad \text{diag}(g_a(r)) = 2r^2 \mathcal{B}_r(r), \quad (3.15)$$

where the diagonal form of the $\mathcal{E}_r(r)$ and $\mathcal{B}_r(r)$ is guaranteed by (2.25) coming from the spherical symmetry ansatz. Then (3.12) trivially holds from the Bogomol'nyi equations (2.18) and (2.19).

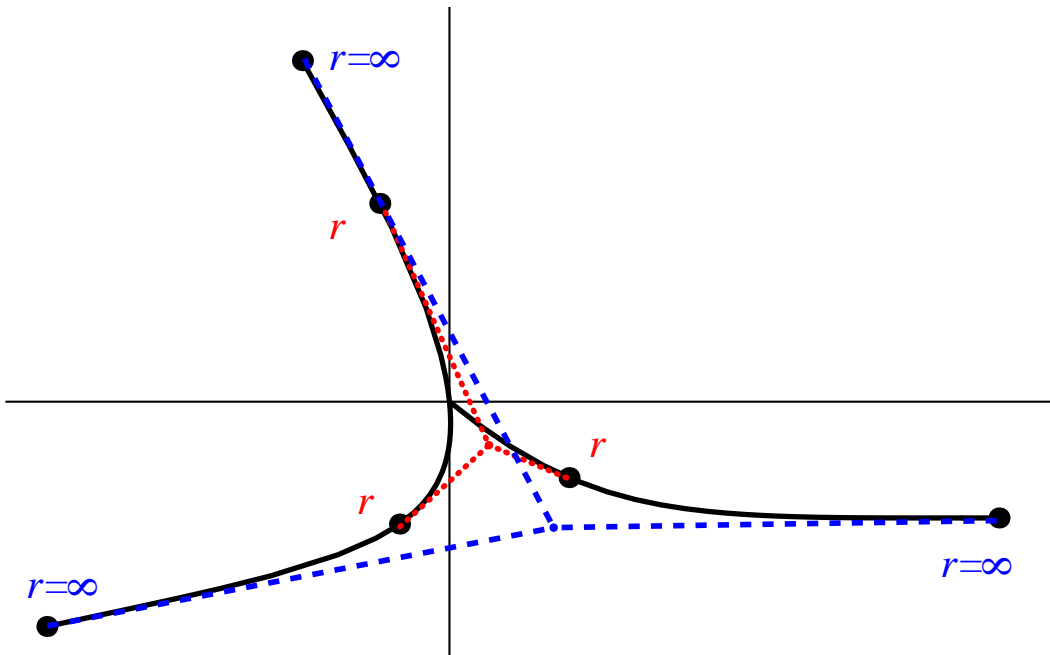


Figure 6: The tangent lines to the D3-brane surfaces (solid curves) at $r = \infty$ (dashed lines) and at a finite r (dotted lines).

As for the last equation (3.13), we first define the energy in the spherical region $|x| < r$ in the D3-brane world volume by

$$U_r = \int_{|x| < r} d^3x \mathcal{U}, \quad (3.16)$$

where \mathcal{U} is the energy density appearing in (2.2). Because of BPS saturation, the equality in (2.4) holds for the energy U_r and the charges $Q_{X,Y}(r)$ and $M_{X,Y}(r)$, the definitions of which follow (2.3) for the spherical region $|x| < r$. From (2.18) and (2.19), $Q_Y(r) - M_X(r) = 0$ holds, and hence the two charges do not contribute to the BPS bound of U_r . Plugging (2.25) and

the same equation for X into the definitions of the charges $Q_X(r)$ and $M_Y(r)$ and noting the fact that the second term of (2.25) does not contribute, they become

$$Q_X(r) = 4\pi r^2 \text{Tr}(X(r)X'(r)), \quad M_Y(r) = 4\pi r^2 \text{Tr}(Y(r)Y'(r)). \quad (3.17)$$

Thus from the definition of the effective charges (3.15) and the Bogomol'nyi equations (2.18) and (2.19), the same equation as (3.13) holds for the quantities we have defined.

Because of the regularity of the solutions at $r = 0$, it is a general property that the effective charges $(e_a(r), g_a(r))$ vary as functions of r and tend to zero as $r \rightarrow 0$. If the ratio $e_a(r) : g_a(r)$ depends on r , the D3-brane trajectories bend. We show the $SU(3)$ case in fig. 6 as an example. The three straight lines starting at $(X_a(r), Y_a(r))$ in the direction $-(e_a(r), g_a(r))$ meet at a common point. Namely, the trajectories of the D3-branes on the transverse plane is developed in such a way that for every r the tangent lines to the trajectories form a string junction carrying the effective charges.

3.4 Solutions with degenerate y_a

Up to now we have considered the cases with distinct y_a . When some of the y_a degenerate, we can construct solutions with magnetic charges different from (2.40) [18]. In this subsection, we shall discuss solutions with degenerate y_a for the $SU(4)$ case.

Since we have $y_1 \leq y_2 \leq y_3 \leq y_4$, the patterns of the degeneracy are classified as

$$(y_1, y_2, y_3, y_4) = \begin{cases} \text{(i)} & (-s, -s, s, s), \\ \text{(ii)} & (-s, -s, -s, 3s) \text{ or } (-3s, s, s, s), \\ \text{(iii)} & \text{Only one pair in } (y_a) \text{ is degenerate,} \end{cases} \quad (3.18)$$

with $s > 0$. As stated in sec. 3.2, the analysis of the solutions of the differential equations (2.44) at $r \sim 0$ does not depend on the values of y_a . On the other hand, as we shall show below, the asymptotic behaviors of the solutions change drastically.

Let us first examine the case (i). Since eq. (2.37) is ill-defined for degenerate y_a , we introduce an infinitesimally small parameter δ as follows:

$$(y_1, y_2, y_3, y_4) = (-s + \alpha_1\delta, -s + \alpha_2\delta, s + \alpha_3\delta, s + \alpha_4\delta), \quad (3.19)$$

where $\sum_{a=1}^4 \alpha_a = 0$. Substituting this into eq. (2.37) and taking the limit $\delta \rightarrow 0$, we obtain the asymptotic behaviors

$$Q_1(r) \sim \frac{3}{8s^2} r e^{2sr}, \quad Q_2(r) \sim \frac{3}{64s^4} e^{4sr}, \quad Q_3(r) \sim \frac{-3}{8s^2} r e^{2sr}, \quad (r \rightarrow \infty). \quad (3.20)$$

It follows from these equations that the magnetic charges of this solution are given by $(g_a) = (-2, -2, 2, 2)$. Then, substituting (3.20) into (2.34), the differential equation (2.44) in the asymptotic region is approximated as

$$\Phi'' - \frac{1}{r^2} \begin{pmatrix} 2 & -1 & 0 \\ 0 & 0 & 0 \\ 0 & -1 & 2 \end{pmatrix} \Phi + \dots = 0, \quad (3.21)$$

where Φ is a column vector $\Phi = (\Phi_1, \Phi_2, \Phi_3)^T$, and the dotted part is multiplied by the powers of the exponentially decaying factor e^{-2sr} . Since the eigenvalues of the 3×3 matrix in (3.21) are 0 and 2 (doubly degenerate), there are two independent divergent modes which behave as r^2 for large r . In order to obtain a physically sensible Φ_m , we have to adjust two of the parameters of the solution to eliminate the divergent modes. As we mentioned in sec. 3.2, the number of free parameters in the $SU(4)$ solution X regular at $r = 0$ is three. Therefore, we are left with only one free parameter. Recalling that the other scalar Y is already a solution to the same differential equation as for X with regular behavior (2.12) at $r \rightarrow \infty$, we find that X must be proportional to Y , implying that the solution is an uninteresting one with parallel charge vectors. Analysis for the case (ii) leads to the same situation, namely, two divergent modes exist at infinity. Hence we conclude that for (i) and (ii) there is no non-trivial regular solution.

Next, let us consider the case (iii). In this case, the magnetic charges of the solutions are $(-2, -2, 1, 3)$, $(-3, 0, 0, 3)$ and $(-3, -1, 2, 2)$ corresponding to three different degeneracy patterns of (y_a) , $y_1 = y_2$, $y_2 = y_3$ and $y_3 = y_4$, respectively. We shall take the case $y_1 = y_2$. Then, similarly to eq. (3.21), the differential equation (2.44) is approximated for large r as

$$\Phi'' - \frac{1}{r^2} \begin{pmatrix} 2 & -1 & 0 \\ 0 & 0 & 0 \\ 0 & 0 & 0 \end{pmatrix} \Phi + \dots = 0. \quad (3.22)$$

In this case, the eigenvalues of the 3×3 matrix are 0 (doubly degenerate) and 2, and there is only one harmful divergent mode. Therefore, contrary to the cases (i) and (ii), there can be non-trivial solutions since we still have two free parameters in the solution after eliminating one divergent mode.

For these solutions regular at $r \rightarrow \infty$ we have

$$(X_1, Y_1) - (X_2, Y_2) = O\left(\frac{1}{r^2}\right). \quad (3.23)$$

This is because eq. (3.22) implies

$$(2\Phi_1 - \Phi_2)'' - \frac{2}{r^2} (2\Phi_1 - \Phi_2) + \dots = 0 \quad (3.24)$$

for $2\Phi_1 - \Phi_2 = 2r(X_1 - X_2)$, and the divergent r^2 term in the solution at $r \rightarrow \infty$ has been eliminated by fine-tuning to leave the $1/r$ term. From eq. (3.23) and the asymptotic expressions (2.11) and (2.12), we find that $(x_1, y_1) = (x_2, y_2)$ and $(e_1, g_1) = (e_2, g_2)$ hold for the present solution. In the IIB string picture, two strings 1 and 2 degenerate completely, and the situation is reduced to the three-pronged string.

An example of the solutions for $(y_a) = (-1/2, -1/2, 0, 1)$ obtained by a numerical method is presented in fig. 7. We see that two D3-brane surfaces 1 and 2 approaches to each other as $r \rightarrow \infty$ as mentioned above, though at the origin they behave in the way explained in secs. 3.1 and 3.2.

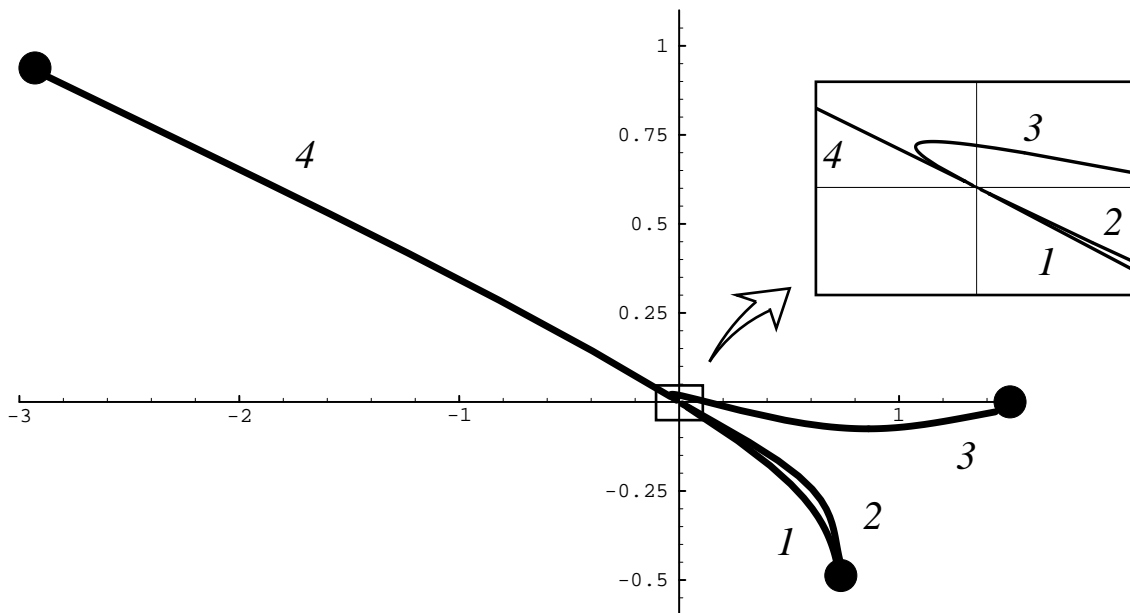


Figure 7: A configuration with $(y_a) = (-1/2, -1/2, 0, 1)$. The locations of two D3-brane surfaces 1 and 2 at $r = \infty$ coincide. The behavior near $r = 0$ is magnified in the small window.

4 The existence condition of a three-pronged string and the force between two strings

In the string picture, the existence of a three-pronged string connecting three parallel D3-branes depends on its two-form charges and the relative locations of the D3-branes [12]. Let us consider three D3-branes denoted by D_1 , D_2 and D_3 , and a three-pronged string connecting

them (fig. 8). We denote the two-form charges of the strings ending on the D_1 , D_2 and D_3 by (e_1, g_1) , (e_2, g_2) and (e_3, g_3) , respectively, where the charges are conserved at the junction: $\sum_{i=1}^3 e_i = \sum_{i=1}^3 g_i = 0$. Since the force balance condition determines the relative directions of the three strings meeting at the junction, the shape of the triangle formed by the three D3-branes is constrained. One can show easily that the necessary and sufficient conditions for the existence of a three-pronged string connecting the D3-branes are given by the following conditions for each angle θ_i at the vertices D_i of the triangle:

$$\theta_i \leq \text{Angle}[(e_j, g_j), (e_k, g_k)] \quad \text{for different } i, j, k. \quad (4.1)$$

Here $\text{Angle}[\mathbf{v}_1, \mathbf{v}_2]$ denotes the angle between the two vectors \mathbf{v}_1 and \mathbf{v}_2 having a common initial point. When the length of one of the strings vanishes, one of the equalities holds in (4.1). In such cases the configuration is a stable BPS state with two strings located at the same point in the D3-brane world volume. When the D3-brane locations are changed further out of (4.1), the stability may be lost. Thus the process of changing D3-brane locations from (4.1) to the outside may be observed as a decay process of a field theory BPS state of a three-pronged string to two dyon states [12, 13]. On the other hand, when two strings with

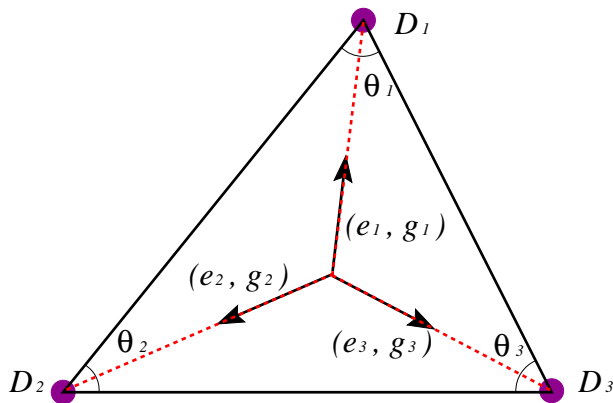


Figure 8: The triangle formed by three parallel D3-branes (solid lines). The charge vectors are described by the lines with an arrow. The dotted lines denote a three-pronged string connecting the D3-branes.

some two-form charges are located at a finite distance in the D3-brane world volume, and the configuration of the D3-branes satisfies (4.1), the strings may attract each other and decay to the stable BPS state of a three-pronged string. Thus the evaluation of the force between two dyons would be another way to see the conditions (4.1). In this section, we will estimate the force between well-separated two dyons following essentially the approach of [15, 21], and will actually reproduce (4.1).

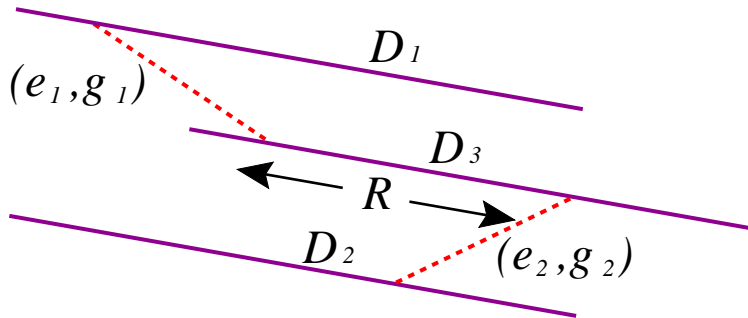


Figure 9: Two strings with charges (e_1, g_1) and (e_2, g_2) (dotted lines) connect one common and two different parallel D3-branes (solid lines). The two strings are separated by R in the D3-brane world volume.

Let us consider the following configurations of D3-branes and strings. Three parallel D3-branes D_1 , D_2 and D_3 are located at (x_1, y_1) , (x_2, y_2) and (x_3, y_3) in the transverse two-dimensional plane, respectively (fig. 9). An (e_1, g_1) string connects D_1 and D_3 , and an (e_2, g_2) string connects D_2 and D_3 . The two strings are separated by a distance R in the D3-brane world volume. The two strings appear as two dyons with the electric and magnetic charges (e_1, g_1) and (e_2, g_2) under the different $U(1)$ subgroups of $SU(3)$, respectively, in the D3-brane world volume theory. The dyon corresponding to the (e_1, g_1) string is denoted by d_1 and the other one by d_2 . We assume the distance R is large enough to allow treating the dyons as point-like particles.

There act a Coulomb force between the two dyons. The Coulomb potential is obtained as

$$V_{\text{Coulomb}}(R) = \frac{\pi}{R}(e_1 e_2 + g_1 g_2), \quad (4.2)$$

by simply adding the electric and magnetic contributions.

Another force is generated by the long-range Higgs field. Let us first evaluate the mass of the dyon d_1 by neglecting the effect of the other dyon d_2 . By calculating $Q_{X,Y}$ and $M_{X,Y}$ from the asymptotic behaviors of the electric and magnetic fields (2.11)-(2.14), and plugging them into (2.4), the mass of the dyon d_1 is obtained as

$$m_1 = 2\pi\sqrt{e_1^2 + g_1^2} l_{13}, \quad (4.3)$$

where $l_{13} = \sqrt{(x_1 - x_3)^2 + (y_1 - y_3)^2}$ is the distance between D_1 and D_3 . This mass agrees with the corresponding string mass by identifying $2\pi\sqrt{e_1^2 + g_1^2}$ as the string tension. We shall evaluate the potential energy between the dyons by taking into account the R -dependence of the distance l_{13} caused by the long-range effect of the other dyon d_2 .

From (2.11) and (2.12), the long-range behaviors of the Higgs field generated by the dyon d_2 are given by

$$\begin{aligned} X &\sim \text{diag}(x_1, x_2, x_3) + \frac{1}{2R} \text{diag}(0, u_2, u_3), \\ Y &\sim \text{diag}(y_1, y_2, y_3) + \frac{1}{2R} \text{diag}(0, v_2, v_3), \end{aligned} \quad (4.4)$$

where the u_a and v_a are related to the charges by (2.16). The R -dependent terms of the third components cause the R -dependence of the distance l_{13} . The factors are expressed explicitly as

$$(u_3, v_3) = \sqrt{e_2^2 + g_2^2} \hat{\mathbf{l}}_{23}, \quad (4.5)$$

where $\hat{\mathbf{l}}_{23}$ is a unit vector parallel to the string connecting D_2 and D_3 :

$$\hat{\mathbf{l}}_{23} = \frac{(x_2 - x_3, y_2 - y_3)}{\sqrt{(x_2 - x_3)^2 + (y_2 - y_3)^2}}. \quad (4.6)$$

Plugging these asymptotic behaviors into (4.3) and taking the first order in $1/R$, we obtain the potential energy from the long-range Higgs field as

$$V_{\text{Higgs}}(R) = -\frac{\pi}{R} \sqrt{e_1^2 + g_1^2} \sqrt{e_2^2 + g_2^2} \hat{\mathbf{l}}_{13} \cdot \hat{\mathbf{l}}_{23}. \quad (4.7)$$

Adding this to the Coulomb potential (4.2), the total potential energy is obtained as

$$V(R) = -\frac{\pi}{R} \left(\sqrt{e_1^2 + g_1^2} \sqrt{e_2^2 + g_2^2} \hat{\mathbf{l}}_{13} \cdot \hat{\mathbf{l}}_{23} - e_1 e_2 - g_1 g_2 \right). \quad (4.8)$$

The cancellation between the Coulomb and the Higgs contributions occur when the angle between $\hat{\mathbf{l}}_{13}$ and $\hat{\mathbf{l}}_{23}$ equals that between the two vectors (e_1, g_1) and (e_2, g_2) . In case the former angle is smaller than the latter, the force between the two dyons is attractive, and vice versa. Thus we obtain the inequality for θ_3 in (4.1) from a field theoretical viewpoint. Repeating similar discussions for the other combinations of two strings, we obtain all the inequalities in (4.1).

5 Summary and discussions

In this paper, we have constructed 1/4 BPS states in $\mathcal{N} = 4$ $SU(N)$ SYM theory by solving explicitly the Bogomol'nyi equations under the assumption of spherical symmetry. The solutions correspond to the string theory BPS states of a multi-pronged string connecting N different parallel D3-branes. Here each string ending on D3-branes carries the two-form

charges $(e_1, N-1), (e_2, N-3), \dots, (e_N, -N+1)$, where e_a take real values satisfying $\sum_a e_a = 0$. The NS-NS charges e_a (or electric charges in the SYM theory) may be quantized if the quantization of the collective modes of our solutions is performed. We have also shown that, by fine-tuning some of the parameters, we can construct solutions with magnetic charges different from above.

As we have studied in secs. 2.2, 3.3 and appendix A, the trajectories of D3-branes have interesting behaviors. We have shown that, from the asymptotic behaviors of our solutions, we can generate the BPS saturated configuration of the corresponding multi-pronged string, that is, straight strings compose a tree diagram with junctions and the forces balance at each junction. On the other hand, the behaviors at finite r are quite different from the above IIB string picture. The trajectories bend non-trivially and all the D3-brane surfaces meet at the origin $r = 0$. Nonetheless, an interesting feature of the trajectories is that we can actually generate the string picture configuration at every r by defining appropriately the effective electric and magnetic charges. At the origin $r = 0$ the directions of all the charge vectors with non-vanishing magnetic charges degenerate, and hence all the D3-brane trajectories with non-vanishing R-R two-form string charges meet there with a common tangent. This feature apparently violates the $SL(2, Z)$ duality symmetry, and may come from our technical preference that we treat the SYM theory merely classically, i.e. electrically [16].

We have constructed exact solutions for general $SU(N)$ in the case the vacuum expectation values of one of the Higgs fields (Y) are parallel to the magnetic charges. The number of the free parameters of our exact solutions are given by N , one from the overall factor of the Higgs field and $N - 1$ from the vacuum expectation values of another Higgs field (X). In the general cases of our (non-exact) solutions, the vacuum expectation values of the first Higgs field can be varied continuously, and hence the total number of the free parameters is expected to be given by $2N - 2$. The solutions should be regular at the whole space including $r = 0$ and should converge to finite values at $r \rightarrow \infty$. We have checked the number of the free parameters up to $SU(6)$ by expanding explicitly the second-order differential equations (2.44) at $r \sim 0$ and checking numerically the safe convergence of the solutions at $r \rightarrow \infty$. A general proof of this fact has not been given.

This number of the free parameters of our solutions is interesting because it does not agree with the expectation in the IIB string picture, as discussed in our previous work [16]. Let us consider a tree diagram composed of straight string segments and three-string junctions in a two-dimensional plane. Here we assume the number of external strings ending on D3-branes is N and they have the same fixed R-R charges as the magnetic charges of our solutions. We have the freedom to take $N - 1$ NS-NS charges (the other one is determined by the charge

conservation). Then the relative directions of the strings in the diagram are determined by the force balance condition. We have the freedom to take the $2N - 3$ lengths of each string segment in the diagram. We should not count the freedom of the parallel shift and the rotation of the whole diagram, because we fixed these degrees of freedom in obtaining our solutions (see section 2.3). Thus the total number of the degrees of freedom is given by $3N - 4$, which exceeds the above degrees of freedom of our solutions by $N - 2$. We do not have any reliable explanation of this discrepancy, but may point out that the freedom of choosing the two-form (or electric and magnetic) charges does not seem to be fully incorporated as can be seen from the $r \sim 0$ behaviors of our solutions discussed in the second paragraph of this section. Thus we hope the number of free parameters of such solutions may agree with the string picture if we find a better formulation in field theory respecting the $SL(2, Z)$ duality symmetry to describe the 1/4 BPS states.

As pointed out in section 3.1, we found two different multi-pronged string configurations which can correspond to the same field theory BPS states in certain parameter regions of our solutions. This may question the one-to-one correspondence between the BPS states in string theory and those in field theory, and the resolution of this fact may be open.

In section 4, we discussed the force between two strings connecting one common and two different parallel D3-branes by regarding the strings as dyons and calculating the long-range force between them in the SYM theory. In a certain parameter region of the D3-brane coordinates, the force is attractive, and a three-pronged string can be formed as a bound state of the two strings. This result is another support to the existence of a three-pronged string connecting D3-branes.

The supermultiplet of a 1/4 BPS state should contain states with spins higher than one (see appendix D). The appearance of a field with such a high spin is unusual in a field theory without gravity. It is intriguing to note that a 1/4 BPS state is a non-local object and cannot appear as an elementary local field. To see this, let us consider a $(0, 1)$ string connecting two parallel D3-branes separated by a distance l . This string state corresponds to a monopole in $SU(2)$ SYM theory. One sees that the energy of a monopole is given by $E_{(0,1)} = Tl/g$, while its width is $\delta r_{(0,1)} = (Tl)^{-1}$ by viewing the explicit expression of the monopole configuration, where T and g are the string tension and the string coupling constant, respectively [23]. By performing the $SL(2, Z)$ duality transformation on the equation $E_{(0,1)}\delta r_{(0,1)} = 1/g$, we obtain $E_{(p,q)}\delta r_{(p,q)} = |p + q\tau|^2/\text{Im}\tau$ for a (p, q) string in general. Thus one cannot take $\delta r \rightarrow 0$ limit simultaneously for two strings with non-parallel NS-NS and R-R charges by taking an appropriate limit of τ . This fact implies that a 1/4 BPS state cannot appear as an elementary local field in any $SL(2, Z)$ equivalent description, because it has non-parallel electric and

magnetic charges.

In appendix E, we have shown that our solutions are also solutions of the non-abelian BI action proposed in [22]. Among the developments of the BI physics [17, 23, 24, 25, 26], a remarkable fact is the coincidence between the brane worldvolume approach and the target space approach [25]. Since any solution of supergravity corresponding to string junctions has not been constructed yet, we hope our brane realization of string junctions will give a certain insight to a supergravity realization of string junctions.

It is clear that there are some unsatisfactory points to be overcome in our formulation to describe the general 1/4 BPS states. We need more freedom to choose the magnetic charges. A BPS state of multi-pronged string can have loops [9, 27], but how to incorporate loops in our formulation is not clear. An $SL(2, Z)$ invariant formulation is also needed. It is known that Nahm equations [28] describe monopoles on D3-branes by 1-brane dynamics [29] rather than the D3-brane dynamics as we did. It might shed light on the above problems if the formulation is extended to multi-pronged strings considering appropriate boundary conditions of 1-brane fields at junctions like those given in [30].

Since we use only two adjoint Higgs fields in our strategy of solving the Bogomol'nyi equations, our results may be also applicable to $\mathcal{N} = 2$ SQCD. Thus the states discussed in this paper might be related to the exotic states with non-parallel electric and magnetic charges observed recently in [31] in $\mathcal{N} = 2$ MQCD [32] (See also [15, 33] for some discussions on such exotic states).

Note added: While this paper was in the final stage of preparation, an article [34] appeared which has an overlap with our discussions on exact solutions.

Acknowledgments

We would like to thank I. Kishimoto, Y. Murakami, S. Sugimoto for valuable discussions and comments, and S. Sugimoto also for explaining his results in [31]. N.S. would like to thank H. Kunitomo and T. Nakatsu for stimulating comments at the Sapporo Winter School in Niseko in 1998.

Appendix

A String networks in the IIB picture

In this appendix, we present a proof of the properties (A) and (B) of sec. 2.2 concerning the presence of the string networks for general N . The following proof is based on a substitution rule which allows us to reduce the number N of the strings emerging from the D3-branes (we call these strings “external string” hereafter) by one.

For any two among the N external strings, say the strings 1 and 2, let us consider a new string 12 carrying the charge $(e_{12}, g_{12}) = (e_1 + e_2, g_1 + g_2)$. The transverse coordinate (x_{12}, y_{12}) from which the new string 12 emerges is determined by the conditions that the BPS bound E_{BPS} (2.4) of the energy and the angle θ of eq. (2.9) are common in both the original system of N external strings $(1, 2, 3, \dots, N)$ and the new system of $N - 1$ external strings $(12, 3, \dots, N)$. Then, this new string 12 satisfies the two properties:

- (I) The junction point of the strings 1 and 2 lies on the string 12.
- (II) Taking this junction point as the common end of the three strings 1, 2 and 12, the mass of the string 12 is equal to the sum of the masses of the strings 1 and 2.

To show the properties (I) and (II), note first that the condition determining (x_{12}, y_{12}) is expressed as

$$C_{12} \begin{pmatrix} x_{12} \\ y_{12} \end{pmatrix} = C_1 \begin{pmatrix} x_1 \\ y_1 \end{pmatrix} + C_2 \begin{pmatrix} x_2 \\ y_2 \end{pmatrix}, \quad (\text{A.1})$$

where C_a ($a = 1, 2, 12$) is the 2×2 matrix given by

$$C_a = \begin{pmatrix} g_a & -e_a \\ e_a & g_a \end{pmatrix}. \quad (\text{A.2})$$

Then, the property (I) claims that, for t_1 and t_2 determined by the first equality of

$$\begin{pmatrix} x_1 \\ y_1 \end{pmatrix} + t_1 \begin{pmatrix} u_1 \\ v_1 \end{pmatrix} = \begin{pmatrix} x_2 \\ y_2 \end{pmatrix} + t_2 \begin{pmatrix} u_2 \\ v_2 \end{pmatrix} = \begin{pmatrix} x_{12} \\ y_{12} \end{pmatrix} + t_{12} \begin{pmatrix} u_{12} \\ v_{12} \end{pmatrix}, \quad (\text{A.3})$$

there exists t_{12} which satisfies the second equality. Such t_{12} is easily found by eliminating (x_a, y_a) ($a = 1, 2$) from eq. (A.1) using eq. (A.3) to get

$$t_{12} C_{12} \begin{pmatrix} u_{12} \\ v_{12} \end{pmatrix} = t_1 C_1 \begin{pmatrix} u_1 \\ v_1 \end{pmatrix} + t_2 C_2 \begin{pmatrix} u_2 \\ v_2 \end{pmatrix}, \quad (\text{A.4})$$

which is equivalent to

$$t_{12} (e_{12}^2 + g_{12}^2) = t_1 (e_1^2 + g_1^2) + t_2 (e_2^2 + g_2^2). \quad (\text{A.5})$$

This equation (A.5) also implies the property (II) since the tension and the length of the strings are given by $T_a = 2\pi \operatorname{sgn}(t_a) \sqrt{e_a^2 + g_a^2}$ and $\ell_a = |t_a| \sqrt{e_a^2 + g_a^2}$, respectively:

$$T_{12}\ell_{12} = T_1\ell_1 + T_2\ell_2. \quad (\text{A.6})$$

Now, the properties (I) and (II) implies that we can reduce the problem of proving (A) and (B) for N external strings to that for $N - 1$ external strings. Since we know that (A) and (B) hold for $N = 3$, we conclude that they are valid for an arbitrary N .

B Solving the eigenvalue problem (2.48)

In this appendix, we shall solve the eigenvalue problem (2.48), namely, we obtain the eigenvalues $p(p + 1)$ and the corresponding eigenvector $v_m^{(p)}$. For this purpose let us introduce a polynomial $V^{(p)}(z)$ of a variable z as

$$V^{(p)}(z) \equiv \sum_{m=1}^{N-1} v_m^{(p)} z^m. \quad (\text{B.1})$$

Then, eq. (2.48) is expressed as a second order differential equation for $V^{(p)}(z)$:

$$\begin{aligned} z(z-1)^2 V^{(p)''} + (z-1) [N+1 - (N-3)z] V^{(p)'} \\ + \left[\frac{N+1}{z} - (N-1)z - p(p+1) \right] V^{(p)} = 0, \end{aligned} \quad (\text{B.2})$$

where the prime denotes the differentiation with respect to z . In order to transform the differential equation (B.2) into a more familiar one, we rewrite it in terms of $\tilde{V}^{(p)}(z)$ defined by

$$V^{(p)}(z) = z(1-z)^{p-1} \tilde{V}^{(p)}(z). \quad (\text{B.3})$$

The differential equation for $\tilde{V}^{(p)}$ reads

$$\begin{aligned} z(1-z) \tilde{V}^{(p)''} + [-N+1 - (2p-N+3)z] \tilde{V}^{(p)'} \\ - (p-N+1)(p+1) \tilde{V}^{(p)} = 0. \end{aligned} \quad (\text{B.4})$$

This hypergeometric differential equation has a polynomial solution when p takes integer values $p = 1, 2, \dots, N - 1$, and we have

$$V^{(p)}(z) = z(1-z)^{p-1} \sum_{k=0}^{N-p-1} \frac{\binom{N-p-1}{k} \binom{k+p}{k}}{\binom{N-1}{k}} z^k. \quad (\text{B.5})$$

The eigenvector $v_m^{(p)}$ can be read off from (B.1) and (B.5). For example, $v_m^{(1)}$ and $v_m^{(2)}$ are given (up to the normalization constant) by

$$v_m^{(1)} = m\bar{m}, \quad (\text{B.6})$$

$$v_m^{(2)} = m\bar{m}(m - \bar{m}), \quad (\text{B.7})$$

with $\bar{m} \equiv N - m$.

C The coefficient c_p

In this appendix we derive the solution of (2.51) in an infinite Taylor series at $y = 1$ and obtain the coefficient c_p in (2.55) by an analytic continuation to the expression (2.52).

We should find the solutions $\tilde{\varphi}^{(p)}$ of (2.51) which damps faster than $(1 - y)^p$ at $y \sim 1$. Although the solution of the hypergeometric differential equation (2.51) which is regular at $y = 1$ may be expressed formally by the hypergeometric series $F(-p, -p, -2p; 1 - y)$, this does not make sense because of a zero in the denominators. Thus the real solution may be obtained by taking an appropriate limit of $\epsilon_i \rightarrow 0$ in the expression $F(-p + \epsilon_1, -p + \epsilon_2, -2p + \epsilon_3; 1 - y)$. The higher terms from order $(1 - y)^{2p+1}$ of this series have a $1/\epsilon_3$ singularity at $\epsilon_3 = 0$, and the series of these singular terms** can be shown to satisfy by itself a hypergeometric differential equation which converges to (2.51) in the limit $\epsilon_i \rightarrow 0$. Since this partial series $\lim_{\epsilon_3 \rightarrow 0} \epsilon_3 F(-p + \epsilon_1, -p + \epsilon_2, -2p + \epsilon_3; 1 - y)$ behaves like $\epsilon_1 \epsilon_2$ at $\epsilon_{1,2} \rightarrow 0$, we cancel this factor and obtain a solution

$$\tilde{\varphi}^{(p)} = \lim_{\epsilon_{1,2} \rightarrow 0} \lim_{\epsilon_3 \rightarrow 0} \frac{\epsilon_3}{\epsilon_1 \epsilon_2} F(-p + \epsilon_1, -p + \epsilon_2, -2p + \epsilon_3; 1 - y), \quad (\text{C.1})$$

where we wrote explicitly that the limit $\epsilon_3 \rightarrow 0$ should be taken first.

A well-known formula for an analytic continuation of the hypergeometric function reads

$$\begin{aligned} F(\alpha, \beta, \gamma; 1 - y) &= \frac{\Gamma(\gamma)\Gamma(\gamma - \alpha - \beta)}{\Gamma(\gamma - \alpha)\Gamma(\gamma - \beta)} F(\alpha, \beta, \alpha + \beta - \gamma + 1; y) \\ &\quad + y^{\gamma - \alpha - \beta} \frac{\Gamma(\gamma)\Gamma(\alpha + \beta - \gamma)}{\Gamma(\alpha)\Gamma(\beta)} F(\gamma - \alpha, \gamma - \beta, \gamma - \alpha - \beta + 1; y). \end{aligned} \quad (\text{C.2})$$

We also use a well-known expansion formula for the gamma function:

$$\Gamma(\epsilon - n) = \frac{(-1)^n}{n!} \left(\frac{1}{\epsilon} + \sum_{l=1}^n \frac{1}{l} + \psi(1) + O(\epsilon) \right), \quad (\text{C.3})$$

**Hence this series damps faster than $(1 - y)^p$ as desired.

where $\psi(1)$ is the Euler constant. Taking the limit in (C.1) by using (C.2) and (C.3), we obtain

$$\tilde{\varphi}^{(p)} = -\frac{(p!)^2}{(2p)!} \left(2 \left(\sum_{l=1}^p \frac{1}{l} \right) F(-p, -p, 1; y) + F^*(-p, -p, 1; y) + \ln(y) F(-p, -p, 1; y) \right), \quad (\text{C.4})$$

where we have used the definition $F^*(\alpha, \beta, \gamma; z) \equiv \left(\frac{\partial}{\partial \alpha} + \frac{\partial}{\partial \beta} + 2 \frac{\partial}{\partial \gamma} \right) F(\alpha, \beta, \gamma; z)$. This is the solution (2.52) with $c_p = 1/(2 \sum_{l=1}^p \frac{1}{l})$.

D Supersymmetric aspects of the solution

It was argued in [15, 12] that the solution with non-parallel electric and magnetic charges has 1/4 supersymmetry. In this appendix we shall examine this property in detail.

The Lagrangian of the 3+1 dimensional $\mathcal{N} = 4$ supersymmetric Yang-Mills theory is given by [35]

$$\begin{aligned} \mathcal{L} = & -\frac{1}{4} F_{\mu\nu}^a F^{\mu\nu a} + \frac{i}{2} \bar{\lambda}_K^a \gamma^\mu D_\mu \lambda_K^a + \frac{1}{2} (D_\mu A_i^a)^2 + \frac{1}{2} (D_\mu B_i^a)^2 \\ & - \frac{i}{2} g f_{abc} \bar{\lambda}_K^a (\alpha_{KL}^i A_i^b + i \beta_{KL}^i \gamma_5 B_i^b) \lambda_L^c \\ & - \frac{1}{4} g^2 \left((f_{abc} A_i^b A_j^c)^2 + (f_{abc} B_i^b B_j^c)^2 + 2 (f_{abc} A_i^b B_j^c)^2 \right), \end{aligned} \quad (\text{D.1})$$

where K and L are the indices of the $\mathbf{4}$ representation of the $SU(4)$ R -symmetry. The matrices α and β span the antisymmetric part of $\mathbf{4} \times \mathbf{4}$, which transform in $\mathbf{6}$:

$$\begin{aligned} \alpha_1 &= \begin{pmatrix} & \sigma_1 \\ -\sigma_1 & \end{pmatrix}, & \alpha_2 &= \begin{pmatrix} & \sigma_3 \\ -\sigma_3 & \end{pmatrix}, & \alpha_3 &= \begin{pmatrix} i\sigma_2 & \\ & i\sigma_2 \end{pmatrix}, \\ \beta_1 &= \begin{pmatrix} & i\sigma_2 \\ i\sigma_2 & \end{pmatrix}, & \beta_2 &= \begin{pmatrix} & \mathbf{1} \\ -\mathbf{1} & \end{pmatrix}, & \beta_3 &= \begin{pmatrix} -i\sigma_2 & \\ & i\sigma_2 \end{pmatrix}. \end{aligned} \quad (\text{D.2})$$

Here σ_i denote the Pauli matrices. The Lagrangian is invariant under the $\mathcal{N} = 4$ supersymmetry transformation. The supersymmetry transformation of the gaugino is given by

$$\begin{aligned} \delta \lambda_K &= \left[\frac{-i}{2} \sigma^{\mu\nu} F_{\mu\nu} - i \gamma^\mu D_\mu (\alpha^i A_i + i \beta^i \gamma_5 B_i) \right. \\ & \quad \left. + \frac{i}{2} g \epsilon_{ijk} \alpha^k [A^i, A^j] + \frac{i}{2} g \epsilon_{ijk} \beta^k [B^i, B^j] + g \alpha^i \beta^j [A^i, B^j] \gamma_5 \right]_{KL} \epsilon_L, \end{aligned} \quad (\text{D.3})$$

where the parameter ϵ_L denotes a Majorana spinor.

In investigating the supersymmetric aspects of our solutions, we identify (A_3, B_3) with (X, Y) and put $A_{1,2}$ and $B_{1,2}$ equal to zero due to the $SO(6)$ ($\sim SU(4)$) R -symmetry of the

action. Plugging the Bogomol'nyi equations (2.7), (2.8), (2.18) and (2.19) into the above supersymmetry transformation (D.3), we obtain

$$\delta\lambda_K^a = \left[-i(\sigma^{0i}\delta_{KL} + \gamma^i\alpha_{KL}^3)\mathcal{E}_i^a - \left(\frac{i}{2}\sigma^{ij}\epsilon_{ijk}\delta_{KL} - \gamma_k\gamma_5\beta_{KL}^3 \right) \mathcal{B}^{ka} \right] \epsilon_L. \quad (\text{D.4})$$

In our solutions the electric and magnetic fields behaves differently from each other, and thus we obtain two constraints^{††} on ϵ_L :

$$\begin{aligned} \left[\delta_{KL} \begin{pmatrix} 0 & \sigma_i \\ \sigma_i & 0 \end{pmatrix} - i \begin{pmatrix} i\sigma_2 & 0 \\ 0 & i\sigma_2 \end{pmatrix}_{KL} \begin{pmatrix} 0 & \sigma_i \\ -\sigma_i & 0 \end{pmatrix} \right] \epsilon_L = 0, \\ \left[\delta_{KL} \begin{pmatrix} \sigma_i & 0 \\ 0 & \sigma_i \end{pmatrix} + i \begin{pmatrix} -i\sigma_2 & 0 \\ 0 & i\sigma_2 \end{pmatrix}_{KL} \begin{pmatrix} \sigma_i & 0 \\ 0 & -\sigma_i \end{pmatrix} \right] \epsilon_L = 0. \end{aligned} \quad (\text{D.5})$$

Representing the Majorana spinor ϵ_L by a Weyl spinor η_L

$$\epsilon_L = \begin{pmatrix} i\sigma_2\eta_L^* \\ \eta_L \end{pmatrix}, \quad (\text{D.6})$$

and substituting (D.6) into (D.5), we find the conditions

$$\begin{pmatrix} 1 & i & & \\ -i & 1 & & \\ & & 1 & -i \\ & & i & 1 \end{pmatrix} \begin{pmatrix} \eta_1 \\ \eta_2 \\ \eta_3 \\ \eta_4 \end{pmatrix} = \begin{pmatrix} 1 & -i & & \\ i & 1 & & \\ & & 1 & -i \\ & & i & 1 \end{pmatrix} \begin{pmatrix} \eta_1 \\ \eta_2 \\ \eta_3 \\ \eta_4 \end{pmatrix} = 0. \quad (\text{D.7})$$

The solution is obtained as

$$\eta_L = a_L\eta, \quad (a_1, a_2, a_3, a_4) = e^{i\theta_R} (0, 0, i, 1), \quad (\text{D.8})$$

where η is a constant Weyl spinor. Thus the BPS states discussed in this paper preserve one supersymmetry (D.8) out of the original four, and the phase factor in eq. (D.8) indicates the remaining $U(1)$ R -symmetry.

In this $\mathcal{N} = 4$ system, we have two independent central charges Q_X and M_Y after an appropriate $SO(6)$ R -transformation (a subgroup of this transformation is used to put θ to zero in sec 2). The formula for the lower bound of the energy is given by

$$\begin{aligned} U &= \int d^3x \frac{1}{2} \text{Tr} \left\{ (\mathcal{E}_i \mp D_i X)^2 + (\mathcal{B}_i \mp D_i Y)^2 + (D_0 X)^2 + (D_0 Y)^2 - [X, Y]^2 \right\} \pm Q_X \pm M_Y \\ &\geq \max \left\{ |Q_X + M_Y|, |Q_X - M_Y| \right\}, \end{aligned} \quad (\text{D.9})$$

^{††}Our convention of the Dirac matrices are

$$\gamma^0 = \begin{pmatrix} 1 & \\ & -1 \end{pmatrix}, \quad \gamma^i = \begin{pmatrix} & \sigma_i \\ -\sigma_i & \end{pmatrix}, \quad \gamma_5 = \begin{pmatrix} & 1 \\ 1 & \end{pmatrix}, \quad \sigma^{\mu\nu} = \frac{i}{2}[\gamma^\mu, \gamma^\nu].$$

which depends on the relative sign of the charges Q_X and M_Y . Though we solve only one of the two cases in this paper, this is not essential because the Bogomol'nyi equations of another case are just obtained by the substitution $X \rightarrow -X$. Since our solutions have non-zero Q_X and M_Y , their masses saturate either $|Q_X + M_Y|$ or $|Q_X - M_Y|$, and not both. Generally, states saturating k bounds are generated by $2(\mathcal{N} - k)$ fermionic creation operators made of the supercharges. Hence our BPS configuration of SYM belongs to a supermultiplet with $n \times 2^6$ (n : integer) components. This implies that this multiplet contains states with spins higher than or equal to $3/2$.

E The non-Abelian Born-Infeld action

We shall show in this appendix that the BPS saturated solutions in this and our previous papers [16] are also solutions of the non-abelian Born-Infeld (BI) action proposed in [22]. We will follow the discussions given in [23], where the usual monopole and dyon solutions in $SU(2)$ SYM theory were shown to satisfy the equations of motion from the non-abelian BI action.

The ordinary D3-brane effective action is given by the abelian BI action

$$S = \int d^4x \sqrt{-\det(g_{\mu\nu} + F_{\mu\nu})}, \quad (\text{E.1})$$

where we have ignored the overall numerical factor, which is irrelevant in the discussions here, and have appropriately normalized the gauge fields to be consistent with eq. (2.1). In our solutions, the D3-branes fluctuate in the transverse two dimensional plane with coordinates X and Y . Hence the induced metric $g_{\mu\nu}$ on the D3-branes is given by

$$g_{\mu\nu} = \eta_{\mu\nu} + \partial_\mu X \partial_\nu X + \partial_\mu Y \partial_\nu Y, \quad (\text{E.2})$$

where $\eta_{\mu\nu}$ denotes the flat Minkowski metric. The action (E.1) with the metric (E.2) can be simply deduced [24] by the dimensional reduction from the 6-dimensional BI action with a flat metric:

$$S = \int d^6x \sqrt{-\det(\eta_{ab} + F_{ab})}. \quad (\text{E.3})$$

Here the fluctuations of the four-dimensional induced metric (E.2) are incorporated in the six-dimensional gauge fields in (E.3) by identifying X and Y with some components through T-duality: $X = A_4, Y = A_5$.

A non-abelian version of the BI action suffers from the ordering ambiguities of the non-commutative field components. This ambiguity is fixed in the proposal of [22] by taking the

symmetrized trace operation STr . The action is defined by

$$S = \int d^6x \text{STr} \sqrt{-\det(\eta_{ab} + F_{ab})}, \quad (\text{E.4})$$

where the 6-dimensional field strengths are given by

$$F_{ab} = \begin{pmatrix} 0 & \mathcal{E}_1 & \mathcal{E}_2 & \mathcal{E}_3 & D_0X & D_0Y \\ -\mathcal{E}_1 & 0 & \mathcal{B}_3 & -\mathcal{B}_2 & D_1X & D_1Y \\ -\mathcal{E}_2 & -\mathcal{B}_3 & 0 & \mathcal{B}_1 & D_2X & D_2Y \\ -\mathcal{E}_3 & \mathcal{B}_2 & -\mathcal{B}_1 & 0 & D_3X & D_3Y \\ -D_0X & -D_1X & -D_2X & -D_3X & 0 & -i[X, Y] \\ -D_0Y & -D_1Y & -D_2Y & -D_3Y & i[X, Y] & 0 \end{pmatrix} \quad (\text{E.5})$$

Since the part inside the symmetrized trace in eq. (E.4) can be expanded in a polynomial form in F_{ab} , we can treat this part as if F_{ab} were an abelian variable before symmetrization. The variation of the action gives

$$\delta S = \frac{1}{2} \text{STr} \left[\left\{ \sqrt{-\det(\eta_{cd} + F_{cd})} (\eta + F)_{ab}^{-1} \right\} \delta F^{ba} \right]. \quad (\text{E.6})$$

In evaluating (E.6) for our configurations, we are allowed to substitute eqs. (2.7), (2.8), (2.18) and (2.19) into the curly bracket part $\{\dots\}$ before the symmetrizing operation. This is because these four equations are linear relations among the components of F_{ab} . Therefore, after a little algebra, the quantity inside the curly bracket of (E.6) is simply replaced by $-F_{ab}$. Hence we find a similar situation as [23], that is, there is no need to distinguish the symmetrized trace operation from the ordinary one, since we have only two non-commutative elements in the symmetrized trace of (E.6). Noticing that $\delta F_{ab} = D_{[a} \delta A_{b]}$ and performing an integration by parts, the equations of motion are reduced to

$$D^a F_{ab} = 0, \quad (\text{E.7})$$

which are just the ones from the SYM action. The BPS conditions (2.7), (2.8), (2.18) and (2.19) satisfy eq. (E.7). Therefore we have shown that our BPS saturated configuration is also a solution of the equations of motion from the non-abelian BI action.

References

- [1] E. Witten, *Nucl. Phys.* **B460** (1996) 335.
- [2] A. A. Tseytlin, *Nucl. Phys.* **B469** (1996) 51; M. B. Green and M. Gutperle, *Phys. Lett.* **B377** (1996) 28.

- [3] C. Montonen and D. Olive, *Phys. Lett.* **B72** (1977) 117.
- [4] A. Sen, *Phys. Lett.* **B329** (1994) 217.
- [5] M. K. Prasad and C. M. Sommerfield, *Phys. Rev. Lett.* **35** (1975) 760.
- [6] G. Segal and A. Selby, *Comm. Math. Phys.* **177** (1996) 775; M. Porrati, *Phys. Lett.* **B377** (1996) 67.
- [7] J. H. Schwarz, “*Lectures on Superstring and M theory Dualities*”, [hep-th/9607201](#), *Nucl. Phys. Proc. Suppl.* **55B** (1997) 1.
- [8] K. Dasgupta and S. Mukhi, “*BPS Nature of 3-String Junctions*”, [hep-th/9711094](#); S. -J. Rey and J. -T. Yee, “*BPS Dynamics of Triple (p,q) String Junction*”, [hep-th/9711202](#).
- [9] A. Sen, “*String Network*”, [hep-th/9711130](#).
- [10] M. Krogh and S. Lee, “*String Network from M-theory*”, [hep-th/9712050](#); Y. Matsuo and K. Okuyama, “*BPS Condition of String Junction from M theory*”, [hep-th/9712070](#); I. Kishimoto and N. Sasakura, “*M-theory description of BPS string in 7-brane background*”, [hep-th/9712180](#).
- [11] M. R. Gaberdiel and B. Zwiebach, “*Exceptional groups from open strings*”, [hep-th/9709013](#); M. R. Gaberdiel, T. Hauer and B. Zwiebach, “*Open string - string junction transitions*”, [hep-th/9801205](#); Y. Imamura, “*E₈ favour multiplet*”, [hep-th/9802189](#); A. Mikhailov, N. Nekrasov and S. Sethi, “*Geometric Realizations of BPS States in N = 2 Theories*”, [hep-th/9803142](#); A. Sen, “*Stable Non-BPS States in String Theory*”, [hep-th/9803194](#).
- [12] O. Bergman, “*Three-Pronged Strings and 1/4 BPS States in N = 4 Super-Yang-Mills Theory*”, [hep-th/9712211](#).
- [13] O. Bergman and A. Fayyazuddin, “*String Junctions and BPS States in Seiberg-Witten Theory*”, [hep-th/9802033](#);
- [14] O. Bergman and B. Kol, “*String Webs and 1/4 BPS Monopoles*”, [hep-th/9804160](#).
- [15] C. Fraser and T. J. Hollowood, *Phys. Lett.* **B402** (1997) 106.
- [16] K. Hashimoto, H. Hata and N. Sasakura, “*3-String Junction and BPS Saturated Solutions in SU(3) Yang-Mills Theory*”, [hep-th/9803127](#).

- [17] C. G. Callan Jr. and J. M. Maldacena, “*Brane Dynamics From Born-Infeld Action*”, [hep-th/9708147](#).
- [18] D. Wilkinson and F. A. Bais, *Phys. Rev.* **D19** (1979) 2410.
- [19] D. Wilkinson and A. S. Goldhaber, *Phys. Rev.* **D16** (1977) 1221.
- [20] F. A. Bais and H. A. Weldon, *Phys. Rev. Lett.* **41** (1978) 601.
- [21] N. Manton, *Phys. Lett.* **B110** (1982) 54; N. Manton and G. Gibbons, *Phys. Lett.* **B356** (1995) 32; K. Lee, E. J. Weinberg and P. Yi, *Phys. Rev.* **D54** (1996) 1633.
- [22] A. A. Tseytlin, *Nucl. Phys.* **B501** (1997) 41.
- [23] A. Hashimoto, “*The Shape of Branes Pulled by Strings*”, [hep-th/9711097](#).
- [24] G. W. Gibbons, “*Born-Infeld particles and Dirichlet p-branes*”, [hep-th/9709027](#).
- [25] S. Lee, A. Peet and L. Thorlacius, “*Brane-Waves and Strings*”, [hep-th/9710097](#).
- [26] G. W. Gibbons, “*Branes as B-Ions*”, [hep-th/9803203](#), “*Wormholes on The World Volume*”, [hep-th/9801106](#); D. Brecher and M. J. Perry, “*Bound States of D-Branes and Non-Abelian Born-Infeld Action*”, [hep-th/9801127](#); R. Emparan, “*Born-Infeld Strings Tunneling to D-branes*”, [hep-th/9711106](#); L. Thorlacius, “*Born-Infeld String as a Boundary Conformal Field Theory*”, [hep-th/9710181](#).
- [27] B. Kol, “*5d Field Theories and M Theory*”, [hep-th/9705031](#); O. Aharony, A. Hanany and B. Kol, “*Webs of (p,q) 5-branes, Five Dimensional Field Theories and Grid Diagrams*”, [hep-th/9710116](#).
- [28] W. Nahm, “*The Construction of All Self-Dual Multimono- poles by the ADHM Method*” in *Monopoles in Quantum Field Theory*, eds. N.S. Craigie et al.,(World Scientific, Singapore, 1982); W. Nahm, *Phys. Lett.* **90B** (1980) 413; E. Corrigan and P. Goddard, *Ann. Phys.* **154** (1984) 253.
- [29] D. -E. Diaconescu, *Nucl. Phys.* **B503** (1997) 220.
- [30] C.G. Callan and L. Thorlacius, “*Worldsheet Dynamics of String Junctions*”, [hep-th/9803097](#).
- [31] S. Sugimoto, “*Comments on Duality in MQCD*”, [hep-th/9804114](#).
- [32] E. Witten, *Nucl. Phys.* **B500** (1997) 3.

- [33] O. Aharony and S. Yankielowicz, *Nucl. Phys.* **B473** (1996) 93.
- [34] T. Kawano and K. Okuyama, “*String Network and 1/4 BPS States in $\mathcal{N} = 4$ $SU(N)$ Supersymmetric Yang-Mills Theory*”, [hep-th/9804139](#).
- [35] H. Osborn, *Phys. Lett.* **83B** (1979) 321, and references therein.
- [36] K. Lee and P. Yi, “*Dyons in $N = 4$ Supersymmetric Theories and Three-Pronged Strings*”, [hep-th/9804174](#).