

MIT-CTP 2388

hep-th/9412106

Effective Tachyonic Potential in Closed String Field Theory

Alexander Belopolsky*
Center for Theoretical Physics
MIT

December 12, 1994

Abstract

We calculate the effective tachyonic potential in closed string field theory up to the quartic term in the tree approximation. This involves an elementary four-tachyon vertex and a sum over the infinite number of Feynman graphs with an intermediate massive state. We show that both the elementary term and the sum can be evaluated as integrals of some measure over different regions in the moduli space of four-punctured spheres. We show that both elementary and effective coupling give negative contributions to the quartic term in the tachyon potential. Numerical calculations show that the fourth order term is big enough to destroy a local minimum which exists in the third order approximation.

*E-mail address: belopols@ctpa02.mit.edu

This work is supported in part by funds provided by the U.S. Department of Energy (D.O.E.) under cooperative agreement #DF-FC02-94ER40818.

1 Introduction

Bosonic closed string field theory (CSFT) has been formulated as a full quantum field theory in Ref. [1]. It was shown to be locally background independent in Refs. [2, 3, 4]. Currently there is no manifestly background independent formulation of the CSFT available. To formulate a CSFT we have to specify a conformal field theory (CFT) and then construct a closed string action as a functional on the state space \mathcal{H} of the CFT. This action should satisfy the BV master equation [1]. Given a CFT there are many different choices for the master action. One possibility stemming from minimal area metrics was described in Refs. [5, 6, 7]. This action has an interesting property: it minimizes the tachyonic potential order by order in perturbation theory [8].

The following expression for the classical tachyonic potential has been obtained by G. Moore [9] and was proven in Ref. [8]:

$$V(t) = -t^2 - \sum_{N=3}^{\infty} v_N \frac{t^N}{N!}, \quad (1.1)$$

where

$$v_N \equiv (-)^N \frac{2}{\pi^{N-3}} \int_{\mathcal{V}_{0,N}} \left(\prod_{I=1}^{N-3} d^2 \xi_I \right) \prod_{I=1}^N |w'_I(\xi_I)|^2. \quad (1.2)$$

The global uniformizer ξ is chosen such that the coordinates of the last three punctures are $\xi_{N-2} = 0$, $\xi_{N-1} = 1$ and $\xi_N = \infty$. $w_I(\xi)$ denotes the local coordinate around the I -th puncture and the derivative at infinity is to be taken with respect to $1/\xi$. The integration in (1.2) has to be performed over $\mathcal{V}_{0,N}$, the region of the moduli space which can not be covered by the string diagrams with a propagator. We will distinguish the *missing region* or the *string vertex* $\mathcal{V}_{0,N}$ from the *Feynman region* $\mathcal{F}_{0,N} = \mathcal{M}_{0,N} \setminus \mathcal{V}_{0,N}$.

The cubic term does not require integration and can be easily evaluated (see Refs. [10, 8]).

$$v_3 = -\frac{3^9}{2^{11}} \approx -9.61. \quad (1.3)$$

For $N > 3$ there are two major obstacles to evaluation of (1.2): firstly, we need a description of $\mathcal{V}_{0,N}$ and secondly we have to define the local coordinates w_I . Unfortunately, the string field theory defines the vertex and the local coordinates implicitly in terms of a quadratic differential of special type and

its invariants. Finding the quadratic differential is a difficult problem on its own and even when an analytic expression for it is known to find the desired invariants is still not trivial. In this article we will deal mostly with the fourth order term:

$$v_4 \equiv \frac{2}{\pi} \int_{\mathcal{V}_{0,4}} \mu, \quad (1.4)$$

where μ is the measure of integration on the moduli space. It can be expressed in terms of local coordinates $w_i(\xi)$ as

$$\mu = |w'_1(\lambda) w'_2(0) w'_3(1) w'_4(\infty)|^2 d^2\lambda. \quad (1.5)$$

As before the global uniformizer ξ is fixed by placing three punctures at $\xi = 0, 1$ and ∞ . The coordinate of the fourth puncture λ provides a coordinate on the moduli space $\mathcal{M}_{0,4}$. We will use a notation $d^2\lambda$ to denote the standard measure $d\Re\lambda d\Im\lambda$ on the complex plane of λ .

Effective potential. The bare tachyonic potential defined by (1.1) and (1.2) is not a physical quantity because the tachyon is coupled to the other fields in the string field theory. In order to calculate an effective potential (which is physical) one has to perform a summation over all the diagrams with intermediate non-tachyon states. Thus the effective four tachyon coupling constant v_4^{eff} consists, in the tree approximation, of the elementary coupling $v_4 = \times$ and the sum over infinite number of diagrams with intermediate massive states X . We can write it schematically as

$$v_4^{\text{eff}} = \times + \sum_X \rangle^X \langle. \quad (1.6)$$

Instead of summing over all massive states we will calculate the full sum over all the states including the tachyon as an integral over the Feynman region $\mathcal{F}_{0,4} = \mathcal{M}_{0,4} \setminus \mathcal{V}_4$

$$\rangle^{\text{tachyon}} \langle = \int_{\mathcal{F}_{0,4}} \mu = \rangle^{\tau} \langle + \sum_X \rangle^X \langle.$$

The first term with an intermediate tachyon can be easily evaluated in terms of the three-tachyon coupling constant v_3 :

$$v_3 \rangle^{\tau} \langle_{v_3} = 3 \cdot \frac{v_3^2}{p^2 + m^2} = -\frac{3}{2} v_3^2, \quad (1.7)$$

where $p = 0$ is the momentum of a propagating tachyon and $m_\tau^2 = -2$ is its mass squared. The factor of three comes from the sum over three channels each giving the same contribution. Combining the above equations we find

$$v_4^{\text{eff}} = \text{X} + \text{Y} - \text{Z} = v_4 + \frac{2}{\pi} \int_{\mathcal{F}_{0,4}} \mu + \frac{3}{2} v_3^2. \quad (1.8)$$

We will see that the integral in (1.8) is divergent and has to be found by analytic continuation.

For the case of $\mathcal{M}_{0,4}$ the invariants of the quadratic differential can be expressed in terms of elliptic integrals. Our discussion will involve an extensive use of elliptic functions and their q -expansions. These q -expansions prove to be a powerful tool in numerical calculations.

The paper is organized as follows. First of all we will derive a general formula for the four-tachyon amplitude. We express the amplitudes in terms of invariants (χ_{ij}) of a four-punctured sphere with a choice of local coordinates. Then in sect. 3 we will review some basic properties of quadratic differentials and show how a quadratic differential defines local coordinates in general. In sect. 4 we will apply the general construction of sect. 3 to the case of $\mathcal{M}_{0,4}$. We introduce integral invariants a , b and c associated with a quadratic differential with four second order poles. In sect. 5 we show that the integrals over $\mathcal{V}_{0,4}$ and $\mathcal{F}_{0,4}$ can be easily evaluated if we know the integrand in terms of a and b . In sects. 6, 7 and 8 we express the measure of integration as a function of a and b . We reduce the problem to a single equation involving elliptic functions, which we solve approximately in two limits: one corresponding to a long propagator and an arbitrary twist angle and the other corresponding to both propagator and twist being small. For the intermediate region we solve the equation numerically. Finally we calculate the contribution of the Feynman diagrams (1.8) in sect. 9 and the elementary coupling (1.4) in sect. 10.

2 Four tachyon off-shell amplitude

In this section we will derive a formula for the scattering amplitude of four tachyons with arbitrary momenta. Although for the tachyonic potential we only need the amplitude at zero momentum, the integral which defines it is divergent and we are forced to treat it as an analytic continuation from the

region in the momentum space where it converges. We will give the details on the origin of this divergence in sect. 9.

A general formula for the tree level off-shell amplitude has been found in Ref. [8] and for the case of four tachyons it gives the off-shell Koba-Nielsen formula

$$\Gamma_4(p_1, p_2, p_3, p_4) = \frac{2}{\pi} \int \frac{d^2\lambda}{|\lambda(1-\lambda)|^2} |\chi_{1234}|^2 \cdot \prod_{i<j} |\chi_{ij}|^{p_i p_j}, \quad (2.1)$$

which expresses the four tachyon amplitude in terms of invariants λ , χ_{ij} and χ_{1234} . The first invariant is just the cross ratio of the poles which we define as*

$$\lambda = \frac{z_1 - z_2}{z_1 - z_3} \cdot \frac{z_3 - z_4}{z_2 - z_4}. \quad (2.2)$$

The χ invariants can be expressed in terms of the mapping radii ρ_i as

$$\chi_{ij} = \frac{(z_i - z_j)^2}{\rho_i \rho_j}. \quad (2.3)$$

Unlike those in Ref. [8] the χ invariants and mapping radii used here are complex numbers. We achieve the complexification by keeping the phases of the local coordinates. Thus, here ρ_i is given by

$$\rho_i = \frac{1}{w'_i(z_i)},$$

and not just the absolute value. The last invariant χ_{1234} can be expressed in terms of χ_{ij} as

$$\chi_{1234}^2 = \chi_{12}\chi_{23}\chi_{34}\chi_{41}, \quad (2.4)$$

By definition $\chi_{ij} = \chi_{ji}$ and thus for a four punctured sphere we have $\binom{4}{2} = 6$ different invariants. We will call a choice of local coordinates symmetric if the local coordinates do not change under the symmetries of the Riemann surface. Specifically, if S is an automorphism of a punctured Riemann surface Σ which maps the i -th puncture to the j -th puncture, we require that

$$w_j(S(\sigma)) = w_i(\sigma), \quad (2.5)$$

*Here we use a different cross ratio to that in Ref. [8]. In order to use the formulae of Ref. [8] one has to change λ to $\lambda/(1-\lambda)$

where $\sigma \in \Sigma$ belongs to the i -th coordinate patch. It is well known, that in most cases this condition can only be satisfied up to a phase (see Ref. [11]). Nevertheless, for a general four-punctured sphere the phases can be retained. Four-punctured spheres have a unique property: there exists a non-trivial symmetry group which acts on *any* four-punctured sphere. This group consists of the automorphisms which interchange two distinct pairs of punctures. One can easily check that these automorphisms exist for any $\Sigma \in \mathcal{M}_{0,4}$. One can visualize this symmetry by placing the punctures at the vertices of a rectangle — the symmetry group then becomes the group of the rectangle $\mathbb{Z}_2 \times \mathbb{Z}_2$. There are a couple of four-punctured spheres which have a larger symmetry group: a tetrahedral symmetry in the case of $\lambda = \exp(\pi i/3)$, which is the most symmetric case or the symmetry group of the square for $\lambda = -1, 1/2$, or 2 . It is not possible to realize the symmetry conditions for these larger groups if we wish to retain the phases, therefore we can require that (2.5) holds only for $S \in \mathbb{Z}_2 \times \mathbb{Z}_2$.

For symmetric local coordinates the six χ -invariants are not independent. Using $\mathbb{Z}_2 \times \mathbb{Z}_2$ symmetry one can prove that

$$\begin{aligned}\chi_{12} &= \chi_{34} \equiv \chi_s, \\ \chi_{14} &= \chi_{23} \equiv \chi_t, \\ \chi_{13} &= \chi_{24} \equiv \chi_u.\end{aligned}\tag{2.6}$$

Furthermore, due to the transformation properties of the mapping radii

$$\chi_s/\chi_u = -\lambda, \quad \text{and} \quad \chi_t/\chi_u = \lambda - 1,\tag{2.7}$$

and thus

$$\chi_u + \chi_s + \chi_t = 0.\tag{2.8}$$

Equations (2.6) and (2.8) show that for a symmetric choice of local coordinates there are only two independent χ -invariants.

Now we can rewrite the Koba-Nielsen formula in terms of χ_s, χ_t, χ_u and the Mandelstam variables

$$\Gamma_4(s, t, u) = \frac{2}{\pi} \int \frac{|\chi_s \chi_t|^2 d^2 \lambda}{|\lambda(1-\lambda)|^2} |\chi_s|^{t+u-s} |\chi_t|^{u+s-t} |\chi_u|^{s+t-u}.\tag{2.9}$$

Note that the momentum dependent part of (2.9) is manifestly symmetric with respect to s , t and u . Let us show that the momentum independent part is symmetric as well. First of all we introduce a differential one-form

$$\gamma_4(s, t, u) = \frac{\chi_s \chi_t d\lambda}{\lambda(1-\lambda)} \chi_s^{\frac{t+u-s}{2}} \chi_t^{\frac{u+s-t}{2}} \chi_u^{\frac{s+t-u}{2}}. \quad (2.10)$$

Given a differential one-form $\omega = \omega(\lambda)d\lambda$ we can define the corresponding measure as $\mu = |\omega|^2 = |\omega(\lambda)|^2 d^2\lambda$. The measure of integration in (2.9) is just $|\gamma_4(s, t, u)|^2$ and we rewrite the Koba-Nielsen formula as

$$\Gamma_4(s, t, u) = \frac{2}{\pi} \int |\gamma_4(s, t, u)|^2. \quad (2.11)$$

Consider the momentum independent part of γ_4 :

$$\gamma_4^{(0)} = \gamma_4(0, 0, 0) = \frac{\chi_s \chi_t d\lambda}{\lambda(1-\lambda)} = \chi_s d\chi_t - \chi_t d\chi_s, \quad (2.12)$$

where we have made use of (2.7). We can now use $\chi_u + \chi_s + \chi_t = 0$ and show that

$$\gamma_4^{(0)} = \chi_t d\chi_u - \chi_u d\chi_t = \chi_u d\chi_s - \chi_s d\chi_u, \quad (2.13)$$

and hence that $|\gamma_4^{(0)}|^2$ is totally symmetric.

The following expression for $\gamma_4^{(0)}$ although not explicitly symmetric is very simple and will be particularly useful latter. Using 2.7 we can rewrite 2.12 as

$$\gamma_4^{(0)} = \chi_u^2 d\lambda. \quad (2.14)$$

In the spirit of the string field theory we distinguish the contribution from the Feynman region $\mathcal{F}_{0,4} \subset \mathcal{M}_{0,4}$ (the surfaces which can be sewn out of two Witten's vertices and a propagator) and the missing region $\mathcal{V}_{0,4} = \mathcal{M}_{0,4} \setminus \mathcal{F}_{0,4}$. The later appears in the string field theory as the elementary four tachyon coupling

$$v_4 = \frac{2}{\pi} \int_{\mathcal{V}_{0,4}} |\chi_u|^4 d^2\lambda. \quad (2.15)$$

3 How a quadratic differential defines local coordinates.

As we mentioned in the introduction, the definition of off-shell string amplitudes requires use of local coordinates around the punctures of a Riemann surface. In this section we describe how the local coordinates can be specified by a quadratic differential of special type.

Given a local coordinate in some region of a Riemann surface, a quadratic differential can be written as $\phi = \varphi(z)(dz)^2$. $\varphi(z)$ is called the ‘function element’ of the quadratic differential. Although the value of the function element at a particular point does depend on the choice of the coordinate, its zeros and poles are coordinate-independent. The second order poles of quadratic differentials play a similar role to the simple poles of Abelian differentials. The residue $\text{Res}_p \phi$ (the coefficient of the most singular term in the Laurent expansion of the function element) of a quadratic differential ϕ at a second order pole p is coordinate independent.

Given a Riemann surface $\Sigma \in \mathcal{M}_{G,N}$ of genus G with N punctures we define the space $\mathcal{D}_{G,N}(\Sigma)$ of quadratic differentials with second order poles at each puncture and the space $\mathcal{D}_{G,N}^R(\Sigma) \subset \mathcal{D}_{G,N}(\Sigma)$ restricted by the condition $\text{Res} \phi = -1$ at every pole. The space $\mathcal{D}_{G,N}(\Sigma)$ is finite dimensional with $\dim \mathcal{D}_{G,N}(\Sigma) = 3G - 3 + 2N$. Furthermore,

$$\dim \mathcal{D}_{G,N}^R(\Sigma) = \dim \mathcal{D}_{G,N}(\Sigma) - N = 3G - 3 + N$$

is equal to the dimension of the moduli space $\mathcal{M}_{G,N}$. We consider the spaces of quadratic differentials with N second order poles $\mathcal{D}_{G,N}$ and $\mathcal{D}_{G,N}^R$ as fiber bundles over $\mathcal{M}_{G,N}$.

With a quadratic differential ϕ we associate a contact field $\phi > 0$. The integral lines of this field are called horizontal trajectories. We define a critical horizontal trajectory as one which starts at a zero of the quadratic differential and the critical graph as the set of horizontal trajectories which start and end at the zeros.

Let $\widehat{\mathcal{P}}_{G,N}$ be the moduli space of the genus G Riemann surfaces with N punctures and a choice of local coordinate up to a phase around each puncture. One can think of $\widehat{\mathcal{P}}_{G,N}$ as of a space of surfaces with N punctures and a closed curve (coordinate curve) drawn around each puncture. Due to the Riemann mapping theorem, there is a unique (up to phase) holomorphic

map from the interior of a curve to the unit circle, which takes the puncture to 0. This map defines a local coordinate. Keeping this description in mind one can define an embedding $\Phi : \mathcal{D}_{G,N}^R \rightarrow \widehat{\mathcal{P}}_{G,N}$ using the critical graph of a quadratic differential to define a set of coordinate curves.

We can describe Φ more explicitly. Let $\phi \in \mathcal{D}_{G,N}^R$ be a quadratic differential. By definition of $\mathcal{D}_{G,N}^R$ it has N second order poles with residue -1 . Let p be such a pole. Then, there exists a local coordinate w in the vicinity of p such that

$$\phi = -\frac{(dw)^2}{w^2}. \quad (3.1)$$

Indeed, let z be some other coordinate and

$$\phi = \varphi(z)(dz)^2. \quad (3.2)$$

We can find $w(z)$ solving the differential equation $i dw/w = \varphi^{1/2}(z)dz$. The solution is given by

$$w(z) = \exp\left(-i \int_{z_0}^z \varphi^{1/2}(z')dz'\right). \quad (3.3)$$

The point z_0 may be chosen arbitrarily and, so far, the local coordinate is defined by (3.1) only up to a multiplicative constant. Moreover (3.1) does not change when we substitute $1/w$ for w , which is equivalent to the change of sign of the square root in (3.3). The latter arbitrariness can be easily fixed by imposing the condition $w(p) = 0$. The inverse map $z = h(w)$ is a holomorphic function of the local coordinate, which can be analytically continued to a disk of some radius r . We can always rescale w so that $r = 1$. this fixes the scale of w . Now we have to show that the coordinate curves corresponding to this set of local coordinates form the critical graph of the quadratic differential. Indeed, the coordinate curve given by $|w| = 1$ is a horizontal trajectory of the quadratic differential which is equal to $(dw)^2/w^2$. Let us show that it has at least one zero on it. By definition $h(w)$ is holomorphic inside the unit disk and can not be analytically continued to a holomorphic function on a bigger disk. Yet $h'(w) = dz/dw = 1/(w(z)\varphi^{1/2}(z))$ and thus $h(w)$ is holomorphic at w unless $\varphi(h(w)) = 0$, or w is the coordinate of a zero of ϕ . We conclude then, that there is at least one zero on the curve $w(z) = 1$. Finally we can write a closed expression for the local coordinates associated with the quadratic differential ϕ :

$$w(z) = \exp\left(-i \int_{z_0}^z \sqrt{\phi}\right), \quad (3.4)$$

where the sign of the square root is fixed by $\text{Res}_p \sqrt{\phi} = i$ and z_0 is a zero of ϕ . In general for each pole one has to select a zero to use in (3.4), but for the most interesting case when critical graph is a polyhedron choosing a different zero alters only the phase of $w(z)$.

So far a quadratic differential defines the local coordinates, but it is not itself defined by the underlying Riemann surface because the dimension of $\mathcal{D}_{G,N}$ is twice as big as the dimension of $\mathcal{M}_{G,N}$. In order to fix the quadratic differential we need an extra $3G - 3 + 2N$ complex or $6G - 6 + 4N$ real conditions. In the next section we will describe these conditions for the case $G = 0, N = 4$.

4 Quadratic differentials with four second order poles

In this section we focus on the case of a four-punctured sphere, $G = 0$ and $N = 4$. We define the integral invariants a, b and c of a quadratic differential which control the behavior of its critical horizontal trajectories. We find explicit formulae for these invariants in terms of Weierstrass elliptic functions.

Consider a meromorphic quadratic differential on a sphere which one has four second order poles. Given a uniformizing coordinate z on the sphere we can write the quadratic differential as

$$\phi = \frac{Q(z)}{\prod_{i=1}^4 (z - z_i)^2} (dz)^2. \quad (4.1)$$

In order for ϕ to be holomorphic at $z = \infty$ the polynomial Q should be of degree less than or equal to 4:

$$Q(z) = a_4 z^4 + a_3 z^3 + a_2 z^2 + a_1 z + a_0. \quad (4.2)$$

So far we have a five-dimensional complex linear space $\mathcal{D}_{0,4} = \mathbb{C}^5$ of quadratic differentials. When we restrict ourselves to quadratic differentials with the residues[†] equal -1 at every pole we define a one-dimensional complex affine

[†]We call the coefficient of the $\frac{(dz)^2}{(z-z_0)^2}$ in the Laurent expansion of a quadratic differential

subspace $\mathcal{D}_{0,4}^R \in \mathcal{D}_{0,4}$. Now we want to parameterize $\mathcal{D}_{0,4}^R$ in such way that coordinates do not depend on the choice of global uniformizer z . The following combinations of the coordinates of the poles and the zeros are invariant: the cross ratio of the poles,

$$\lambda^{\text{poles}} = \frac{z_1 - z_2}{z_1 - z_3} \cdot \frac{z_3 - z_4}{z_2 - z_4}, \quad (4.3)$$

which parameterize the underlying $\mathcal{M}_{0,4}$, and the cross ratio of the zeros,

$$\lambda^{\text{zeros}} = \frac{e_1 - e_2}{e_1 - e_3} \cdot \frac{e_3 - e_4}{e_2 - e_4}, \quad (4.4)$$

which fixes the quadratic differential. Such a parameterization is particularly useful because it separates the fibers of $\mathcal{D}_{0,4}^R$ in an obvious way.

Another parameterization can be obtained as follows. Let γ_{ij} be a set of smooth curves connecting e_i and e_j in such a way that they form a tetrahedron with the poles z_i on the faces. The integrals

$$I_{ij} = \int_{\gamma_{ij}} \sqrt{\phi}$$

are well defined and do not depend on the deformation of γ_{ij} . By contour deformation we can show that the integrals along the opposite edges of the tetrahedron are equal. Let

$$\begin{aligned} a &= I_{12} = I_{34}, \\ b &= I_{23} = I_{14}, \\ c &= I_{31} = I_{24}. \end{aligned} \quad (4.5)$$

Again, by contour deformation $a + b + c = 2\pi$ and thus we have only two independent complex parameters a and b which can be used as coordinates on $\mathcal{D}_{0,4}^R$. So far λ^{poles} and λ^{zeros} are analytic functions of a and b . Note that we propose here a point of view regarding the a , b , c -parameters differing from that of Ref. [15]. In that paper a , b and c were real by definition and provided a real parameterization of the moduli space $\mathcal{M}_{0,4}$, while here they are complex and parameterize $\mathcal{D}_{0,4}^R$. This will be useful to give a unified

near the point z_0 the residue of the quadratic differential. One can easily see that the residue does not depend on the choice of a local coordinate.

description of the Strebel and Feynman regions as we will show later on in sect. 5.

In general integrals in (4.5) are complete elliptic integrals of the third kind. In order to evaluate them we will need the following lemma.

Reduction Lemma. *Let ϕ be a quadratic differential on the sphere such that in a uniformizing coordinate z it is given by*

$$\phi = \frac{Q(z)}{\prod_{i=1}^4 (z - z_i)^2} (dz)^2.$$

where $Q(z)$ is a polynomial of degree four. The square root of ϕ defines an Abelian differential on the Riemann surface Σ of $\sqrt{Q(z)}$. Since $Q(z)$ has degree four, Σ is a torus. Let the periods of the torus be $2\omega_1$ and $2\omega_2$. The Abelian differential $\sqrt{\phi}$ has periods ω_1 and ω_2 if all the poles of ϕ have equal residues.

Proof. The proof is based on the $\mathbf{Z}_2 \times \mathbf{Z}_2$ symmetry of the four-punctured sphere. Let us show that a quadratic differential $\phi \in \mathcal{D}_{0,4}$ with equal residues is invariant under these symmetries. It is convenient to fix the uniformizing coordinate z on the sphere so that the zeros of the quadratic differential have coordinates ± 1 and $\pm k$. Using this coordinate we can write any quadratic differential $\phi \in \mathcal{D}_{0,4}$ with equal residues as

$$\phi = C \frac{(z^2 - k^2)(z^2 - 1)}{(\zeta^2 z^2 - k^2)^2 (z^2 - \zeta^2)^2} (dz)^2. \quad (4.6)$$

where ζ is a position of one of the poles and C is an arbitrary constant. The symmetry group is generated by two transformations which can be written as

$$S_1 : z \rightarrow -z \quad \text{and} \quad S_2 : z \rightarrow k/z. \quad (4.7)$$

We can extend this symmetry to the Riemann surface of ϕ which is a torus given by

$$w^2 = (z^2 - k^2)(z^2 - 1). \quad (4.8)$$

The generators S_k act on w by

$$S_1 : w \rightarrow -w \quad \text{and} \quad S_2 : w \rightarrow -k \frac{w}{z^2}. \quad (4.9)$$

Clearly, (4.9) together with (4.7) define the symmetries of the torus given by (4.8). A holomorphic Abelian differential on the torus $du = dz/w$ is invariant under these transformations and therefore S_k are translations of the torus. By definition $S_k^2 = 1$ and we conclude that S_k is a translation by half a period, $S_k(u) = u + \omega_k$. The square root of the quadratic differential can be written in terms of du as

$$\sqrt{\phi} = \sqrt{C} \frac{w^2 du}{(\zeta^2 z^2 - k^2)(z^2 - \zeta^2)}. \quad (4.10)$$

Expression (4.10) is invariant under S_k and therefore $\sqrt{\phi}$ has periods ω_1 and ω_2 . QED. Let u be a coordinate on the torus and $[2\omega_1, 2\omega_2]$ be its periods.

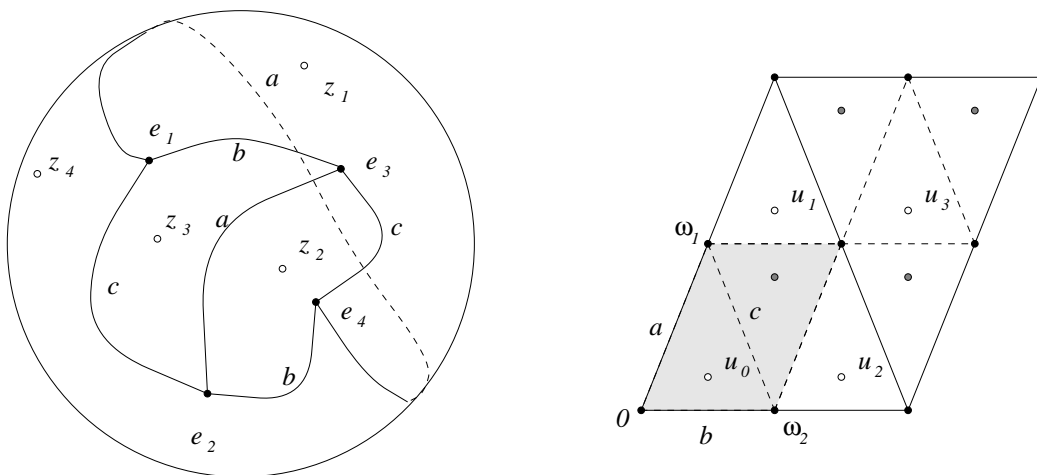


Figure 1: The sphere and the torus.

For a quadratic differential $\phi \in \mathcal{D}_{0,4}^R$ the reduction lemma states that if $\sqrt{\phi} = f(u)du$ then $f(u)$ has periods $[\omega_1, \omega_2]$. The quadratic differential has four second order poles with residue -1 , and four simple zeros. Thus, $\sqrt{\phi}$ has eight poles with residue $\pm i$ and four double zeros, or equivalently, $f(u)$ has two poles and a double zero in its fundamental parallelogram. In Fig. 1 we show the sphere and the torus with the positions of the poles and zeros marked. The shaded region on the torus is the fundamental parallelogram of $f(u)$.

Any meromorphic function with two periods (an elliptic function) can be written in terms of two basic elliptic functions — the Weierstrass \wp -function and its derivative \wp' (see Ref. [16]). Let u_0 be the position of a pole which is inside the parallelogram $[\omega_1, \omega_2]$. An elliptic function having two poles with residue $\pm i$ and a double zero is uniquely defined by the positions of the zero and one of the poles. Let the zero be at $u = 0$ (we can always shift u by a constant in order to achieve this), and the pole with residue i be at $u = u_0$, then

$$\begin{aligned} f(u) &= \frac{i\wp'(u_0)}{\wp(u) - \wp(u_0)} \\ &= i(\zeta(u + u_0) - \zeta(u - u_0) - 2\zeta(u_0)) \\ &= i \frac{d}{du} \left(\ln \frac{\sigma(u + u_0)}{\sigma(u - u_0)} - 2\zeta(u_0)u \right), \end{aligned} \quad (4.11)$$

where \wp , ζ and σ are the corresponding Weierstrass functions for the lattice $[\omega_1, \omega_2]$. Using (4.5) and (4.11) we can calculate a and b :

$$\begin{aligned} a &= - \int_0^{\omega_1} f(u) du = -2\pi - 2i(\zeta(u_0)\omega_1 - \eta_1 u_0), \\ b &= \int_0^{\omega_2} f(u) du = -2\pi + 2i(\zeta(u_0)\omega_2 - \eta_2 u_0). \end{aligned} \quad (4.12)$$

See Fig. 1 to justify the limits of integration. The values of a and b define the geometry of the critical horizontal trajectories. Using the last equation in (4.11) we can write the quadratic differential as $\phi = (dv)^2$, where

$$v(u) = i \ln \frac{\sigma(u_0 + u)}{\sigma(u_0 - u)} - 2i\zeta(u_0)u. \quad (4.13)$$

On the v plane horizontal trajectories are horizontal lines. From (4.13) and (4.12) we can see that on the v -plane the zeros of ϕ are at $v(0) = 0$, $v(\omega_1) = a$, $v(\omega_2) = b$. Thus when a and b are real any three of the zeros are connected by one horizontal trajectory and the critical graph is a tetrahedron. If only a is real the critical horizontal trajectories form two separate connected graphs. When $a \leq 2\pi$ the zeros are connected in two pairs, each pair having three horizontal trajectories traversing from one zero to the other. When $a \geq 2\pi$ we have a different picture, with each pair of zeros having one trajectory passing between them and the others forming two tadpoles. Finally, when

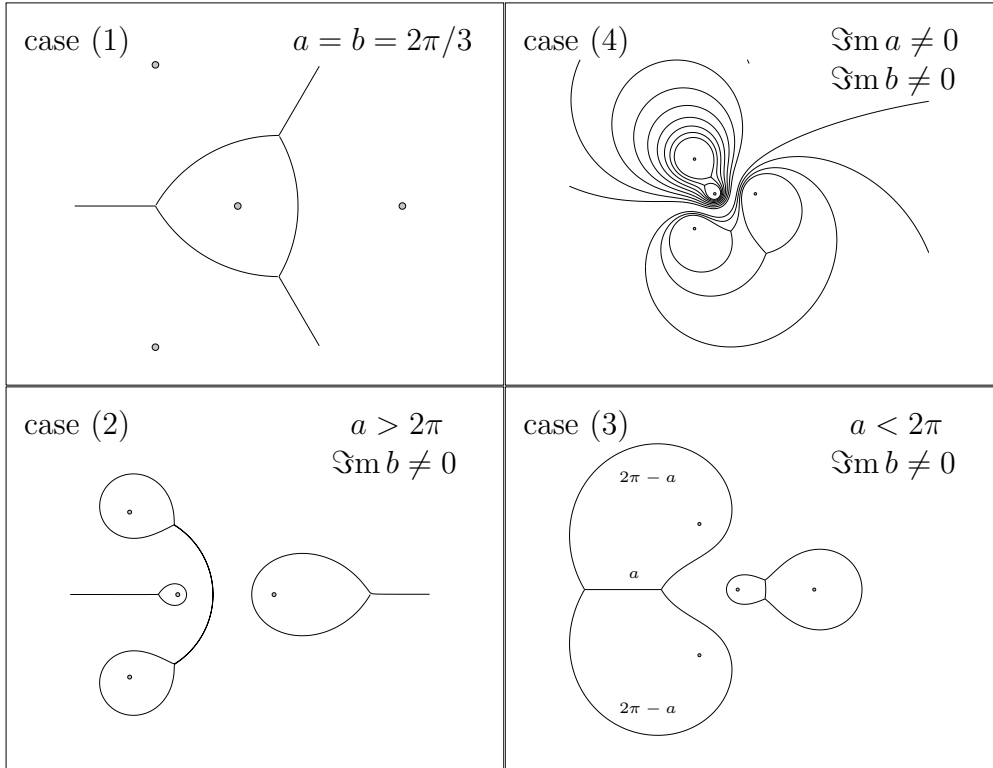


Figure 2: Four different kinds of the critical graph.

none of the a , b or c is real, two of the three critical trajectories leaving a zero collide on their way around a pole and come back forming a tadpole and the other becomes infinite. Figure 2 illustrates these four cases.

5 Four-string vertex and Feynman region

In this section we show how integral invariants can be used to find the four-string vertex. The use of complex values of the integral invariants will allow us to describe the quadratic differentials used to define local coordinates in the string vertex and Feynman regions similarly using particular constraints imposed on the possible values of the invariants.

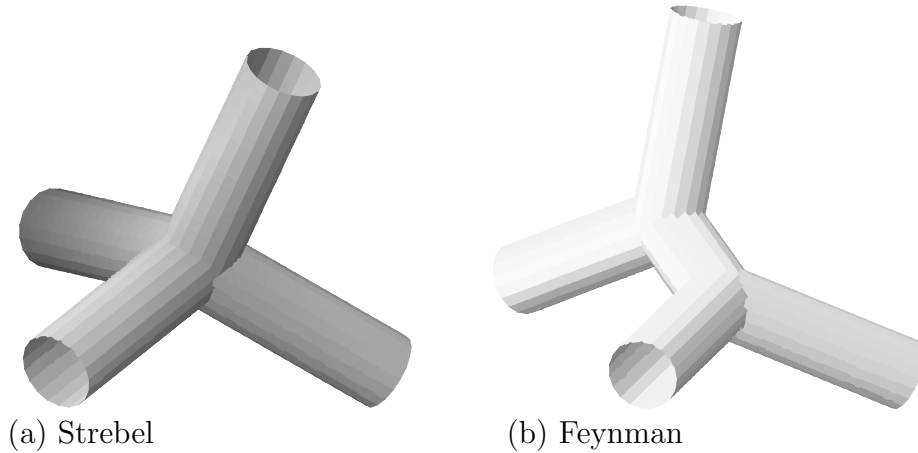


Figure 3: Riemann surfaces corresponding to a Strebel (a) and Feynman (b) quadratic differentials

As was shown in Ref. [15] the elementary interaction can be found using so-called ‘Strebel quadratic differentials’. A Strebel quadratic differential is a quadratic differential whose critical graph is a polyhedron, or, — as the analysis in sect. 4 shows — all the integral invariants are real. For the case of four-punctured spheres we define the *Strebel constraint* by

$$\Im a = \Im b = \Im c = 0. \quad (5.1)$$

Given a quadratic differential $\phi = \varphi(z)(dz)^2$ one can naturally define a metric by $g = |\varphi(z)|dzd\bar{z}$. Since $\varphi(z)$ is meromorphic, this metric has zero curvature at every point where $\varphi(z) \neq 0$:

$$R = -\frac{4}{|\varphi(z)|^2} \frac{\partial}{\partial z} \frac{\partial}{\partial \bar{z}} \log |\varphi(z)| = 0. \quad (5.2)$$

Therefore if we cut the sphere along the critical graph it will break into pieces each isometric to a cylinder. For the Strebel quadratic differential the four-punctured sphere breaks into four semi-infinite cylinders each of circumference 2π (Fig. 3). In order to reconstruct the Riemann surface one has to glue these four cylinders along the edges of a tetrahedron with the sides equal a , b and c (see Ref. [11]).

Due to the Strebel theorem [17] one can use real positive values of the integral parameters ($a + b + c = 2\pi$) in order to parameterize $\mathcal{M}_{0,4}$. It is well

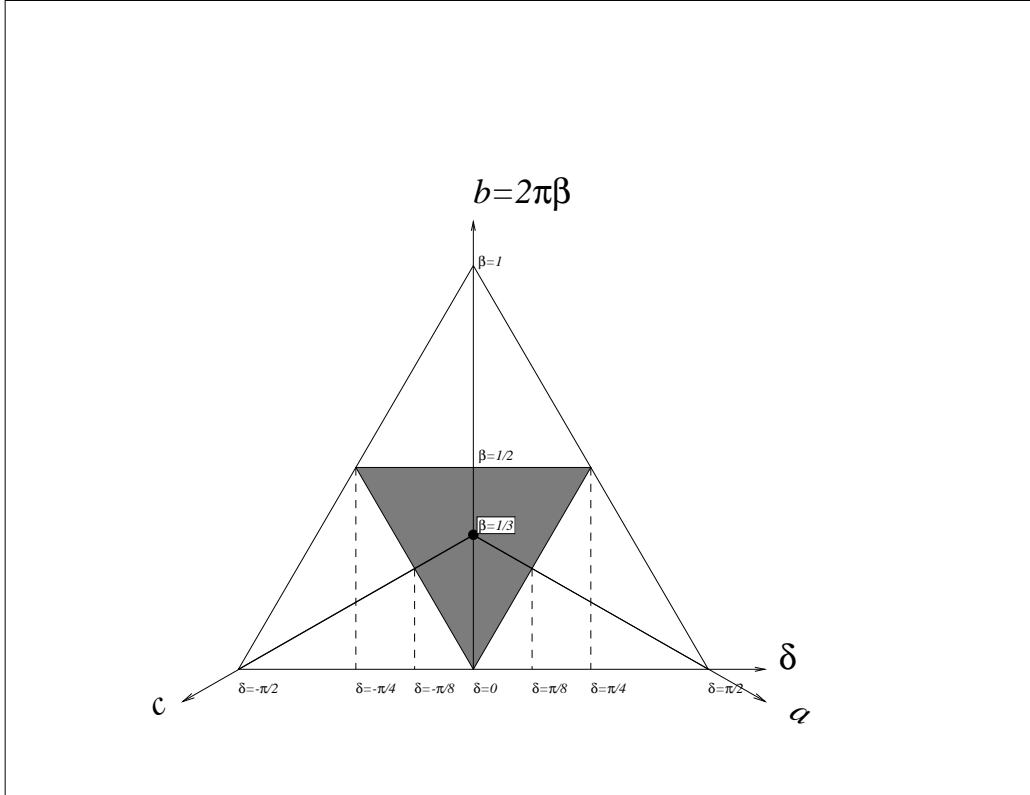


Figure 4: The four-string vertex $\mathcal{V}_{0,4}$ on the $a + b + c = 2\pi$ plane.

known that we actually need two copies of the abc triangle $a + b + c = 2\pi$ to cover the whole $\mathcal{M}_{0,4}$. This parameterization is very useful because we can easily describe the four-string vertex $\mathcal{V}_{0,4}$ which is given by (see Ref. [15])

$$a > \pi, \quad b > \pi \quad \text{and} \quad c > \pi. \quad (5.3)$$

In Fig. 4 we present the view at abc triangle along the line $a = b = c$. The shaded region corresponds to $\mathcal{V}_{0,4}$.

In order to calculate the contribution of Feynman diagrams we have to define the measure μ in the Feynman region of the moduli space. We will achieve this goal by finding the corresponding quadratic differential for each Riemann surface or a string diagram in the Feynman region.

A Feynman string diagram for the four-string scattering is a Riemann surface obtained by gluing together five cylinders with circumference 2π : four semi-infinite cylinders representing the scattering strings and one finite cylinder representing an intermediate string or a propagator. There are three topologically inequivalent ways to glue these cylinders together corresponding to three channels s , t and u . For each channel we can vary the length

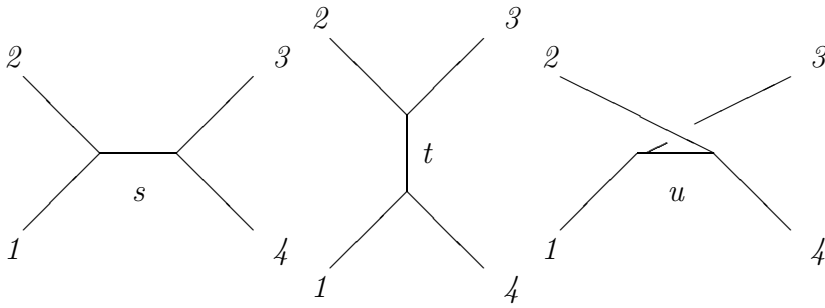


Figure 5: The three Feynman diagrams built with the three-vertex and propagator that enter in the computation of the four tachyon amplitude.

of the propagator l and the twist angle θ . This construction defines three non-intersecting regions in the moduli space \mathcal{F}_s , \mathcal{F}_t and \mathcal{F}_u each naturally parameterized by $l > 0$ and $0 < \theta < 2\pi$. A Feynman string diagram can be easily constructed using a quadratic differential with complex integral invariants. Take a look at the case 4 in Fig. 2, which shows the critical graph of a quadratic differential which has one of the integral invariants (a) real and less than 2π . The correspondent Riemann surface consists of two pairs of semi-infinite cylinders glued to a finite cylinder with length $|\Im b|$ and circumference $4\pi - 2a$. If we define the twist θ as an angle between two zeros on the propagator we obtain $\theta = \Re b$. Thus we conclude that in order to define a Feynman string diagram a quadratic differential should have one integral invariant equal to π and another equal to $\theta + il$. We define three *Feynman constraints* corresponding to the diagrams in Fig. 5 by

$$\begin{aligned}
 F_s : \quad & a = \pi, \quad c = \theta + il; \\
 F_t : \quad & c = \pi, \quad b = \theta + il; \\
 F_u : \quad & b = \pi, \quad a = \theta + il.
 \end{aligned} \tag{5.4}$$

By definition the length of the propagator $l > 0$ and the twist θ is between zero and 2π . It is convenient to combine l and θ into one complex variable $\varepsilon = e^{i\theta-l}$ (for different channels ε is equal to either e^{ia} or to e^{ib} or to e^{ic}). Different values of ε correspond to different Riemann surfaces or different points in $\mathcal{M}_{0,4}$. Therefore each Feynman constraint defines a section over the correspondent region in the moduli space. We define three regions \mathcal{F}_s , \mathcal{F}_t and \mathcal{F}_u as the projections of the correspondent sections on $\mathcal{M}_{0,4}$. Each of these regions can be naturally parameterized by $|\varepsilon| < 1$. We can summarize this construction on the following diagram

$$\begin{array}{ccc}
 U = \{|\varepsilon| < 1\} & \xrightarrow{F_{s,t,u}} & \mathcal{D}_{0,4}^R \\
 & & \downarrow \\
 & & \mathcal{F}_{s,t,u} \subset \mathcal{M}_{0,4}.
 \end{array} \tag{5.5}$$

We also obtain an alternative description of the four-string vertex: $\mathcal{V}_{0,4} = \mathcal{M}_{0,4} \setminus (\mathcal{F}_s \cup \mathcal{F}_t \cup \mathcal{F}_u)$. One can easily see that this agrees with (5.3).

Both the Feynman and the Strebel constraints define two-dimensional subspaces in the four-dimensional $\mathcal{D}_{0,4}^R$, but these subspaces are quite different. The Strebel constraint defines a global section of $\mathcal{D}_{0,4}^R$ over $\mathcal{M}_{0,4}$. This is a result known as the Strebel theorem [17]. The section defined by the Strebel constraint is not holomorphic because the constraint is given in terms of real functions on $\mathcal{D}_{0,4}^R$ (5.1). The Feynman constraints are defined by fixing a value of one of the three holomorphic functions on $\mathcal{D}_{0,4}^R$: $a = \pi$, $b = \pi$ or $c = \pi$. It is well known that the Feynman constraints define holomorphic sections only over a part of $\mathcal{M}_{0,4}$, namely over the Feynman regions $\mathcal{F}_{s,t,u}$.

Using complex integral invariants allows us to treat the four-string vertex and the Feynman regions in a unified manner by imposing some extra conditions (5.1) and (5.3) or (5.4) on a , b and c and integrating over simple regions which they define.

At this point we face a dilemma: the measure of integration in the formulae defining the four-tachyon amplitude (2.12) is given in terms of χ -invariants. On the other hand, the regions of integration for in the definition of the elementary four-tachyon coupling and the formula defining the massive states correction are given in terms of a , b and c . Therefore, our next goal will be to relate the χ -invariants and a , b and c . We will proceed in two steps: in the sect. 6 we will solve the system (4.12) and find the torus modulus $\tau = \omega_1/\omega_2$ and the position of the pole u_0 in terms of a and b . Then, in sect. 7, we will express the χ invariants in terms of τ and u_0 .

6 The main equation

In this section we will explore the system (4.12). Let us fix the scale of the coordinate on the torus so that $\omega_1 = \tau$ and $\omega_2 = 1$, then the system (4.12) can be written as

$$\begin{cases} \alpha = 1 + \frac{i}{\pi} (\zeta(u_0; \tau) \tau - \eta_1(\tau) u_0) \\ \beta = 1 - \frac{i}{\pi} (\zeta(u_0; \tau) - \eta_2(\tau) u_0) \end{cases} \quad (6.1)$$

where

$$\alpha = \frac{a}{2\pi} \quad \text{and} \quad \beta = \frac{b}{2\pi}. \quad (6.2)$$

This is a system of two equations for two complex variables τ and u_0 , and its solution should define $\tau(\alpha, \beta)$ and $u_0(\alpha, \beta)$. In the present form it is extremely hard to solve. Fortunately we can reduce this system to a single equation defining $\tau(\alpha, \beta)$. Using the Legendre relation $\eta_2(\tau)\tau - \eta_1(\tau) = 2\pi i$ we can deduce that the system (6.1) is equivalent to

$$\begin{cases} u_0 = \frac{1-\beta}{2}\tau + \frac{1-\alpha}{2}, \\ \zeta(u_0) = \frac{1-\beta}{2}\eta_1(\tau) + \frac{1-\alpha}{2}\eta_2(\tau). \end{cases} \quad (6.3)$$

Now we can eliminate u_0 and get

$$\zeta\left(\frac{1-\beta}{2}\tau + \frac{1-\alpha}{2}; \tau\right) = \frac{1-\beta}{2}\eta_1(\tau) + \frac{1-\alpha}{2}\eta_2(\tau). \quad (6.4)$$

This equation plays the major role in our approach to the four-string amplitude problem. If we knew its solution $\tau(\alpha, \beta)$ we would know the solution to the system (6.1) because $u_0(\alpha, \beta)$ is given by:

$$u_0(\alpha, \beta) = \frac{1-\beta}{2}\tau(\alpha, \beta) + \frac{1-\alpha}{2} \quad (6.5)$$

We will refer to (6.4) as the *main equation*.

In this section we will discuss the symmetries of this equation and find two regions for α and β which correspond to large values of $\Im \tau$. When

When τ is large the ζ function can be expanded as a series with respect to a small parameter $q_\tau = \exp(2\pi i\tau)$. We will call this series the q -series. We will use a truncated q -series to find approximate solutions of the main equation. Then we return to the Strebel case of real α and β and investigate the map from the abc to the τ plane.

Symmetries. Recall that α and β represent three invariants a , b and c which satisfy $a + b + c = 2\pi$. A permutation of a , b and c is equivalent to a permutation of the zeros. The torus modulus τ is closely related to the cross ratio of the zeros, and permutation of the zeros results in a modular transformation on the τ plane. More specifically:

$$\begin{aligned} a \leftrightarrow b &\equiv \alpha \leftrightarrow \beta && \equiv \tau \rightarrow -1/\tau \\ b \leftrightarrow c &\equiv \beta \rightarrow 1 - \alpha - \beta && \equiv \tau \rightarrow (2 - \tau)/(1 - \tau) \\ c \leftrightarrow a &\equiv \alpha \rightarrow 1 - \alpha - \beta && \equiv \tau \rightarrow -(1 - \tau)/(2 - \tau) \end{aligned} \quad (6.6)$$

One can easily check that the transformations (6.6) do not violate (6.4) using modular properties of the ζ -function.

Using the addition theorem for the ζ function (see Ref. [18]) one can show that the change of α and β to $-\alpha$ and $-\beta$ does not change eqn. (6.4). This is quite obvious because the integral invariants are defined up to a common sign which comes from the ambiguity in taking a square root.

$\beta \rightarrow 0$ limit. Let us rewrite the second equation of the system (6.1) using a q expansion for the Weierstrass ζ -function (see Ref. [16, page 248])

$$\zeta(u) = \eta_2 u + \pi i \frac{q_u + 1}{q_u - 1} + 2\pi i \sum_{n=1}^{\infty} \left[\frac{q_\tau^n q_{u_0}}{1 - q_\tau^n / q_{u_0}} - \frac{q_\tau^n q_{u_0}}{1 - q_\tau^n q_{u_0}} \right], \quad (6.7)$$

where we use a notation $q_x = \exp(2\pi i x)$. Terms linear in u in the expression for β cancel and we get

$$\frac{\beta}{2} = \sum_{n=0}^{\infty} \left[\frac{q_\tau^n (q_\tau / q_{u_0})}{1 - q_\tau^n (q_\tau / q_{u_0})} - \frac{q_\tau^n q_{u_0}}{1 - q_\tau^n q_{u_0}} \right]. \quad (6.8)$$

The reason why we collected the terms q_τ / q_{u_0} will be clear in a moment. Exponentiating the first equation in (6.3) we can express q_{u_0} in terms of q_τ , α and β as

$$q_{u_0} = -q_\tau^{\frac{1}{2}} e^{-\pi i(\alpha + \beta\tau)} \quad (6.9)$$

If we substitute the value of q_{u_0} from eqn. (6.9) in to eqn. (6.8) we will get an equation which is equivalent to the main equation. Analyzing equations (6.8) and (6.9) we conclude that in the limit $\beta \rightarrow 0$

$$q_\tau \sim \beta^2 \quad \text{and} \quad q_{u_0} \sim \beta.$$

Therefore, in this limit $q_{u_0} \sim q_\tau/q_{u_0}$ which is reflected in the way we wrote (6.8). Moreover, q_τ being small in this limit allows us to find an approximate solution to the main equation. The first two terms in β -expansion of q_τ give

$$q_\tau = -\frac{\beta^2}{16 \cos^2 \delta} - \frac{i \sin \delta}{16 \cos^3 \delta} \left(2 \ln \frac{4 \cos \delta}{\beta} - 1 \right) \beta^3 + O(\beta^4), \quad (6.10)$$

where

$$\delta = \pi \left(\alpha + \frac{\beta - 1}{2} \right). \quad (6.11)$$

Taking the logarithm of (6.10) we find

$$\tau = \frac{1}{2} + \frac{i}{\pi} \ln \frac{4 \cos \delta}{\beta} + \frac{\tan \delta}{2\pi} \left(2 \ln \frac{4 \cos \delta}{\beta} - 1 \right) \beta + O(\beta^2). \quad (6.12)$$

This solution is valid for complex values of α and β . Therefore it can be used both for the vertex and the Feynman regions. The limit $\beta \rightarrow 0$ corresponds to the corner of the vertex (see Fig. 4) for real β and to the limit of short propagator and small twist for $\Im \beta > 0$.

$\Im \alpha \rightarrow \infty$ limit. There is another region where $\Im \tau(\alpha, \beta) \rightarrow \infty$. This is the case when $0 < \beta < 1$ is a fixed real number and $\alpha \rightarrow i \infty$. Indeed, from equation (6.8) we derive that in the limit $q_\tau \rightarrow 0$ and finite β

$$q_{u_0} = -\frac{\beta}{2 - \beta}, \quad (6.13)$$

so that q_{u_0} is finite unless $\beta = 0$ or $\beta = 2$. According to equation (6.3)

$$\alpha = 1 - 2u_0 + (1 - \beta)\tau. \quad (6.14)$$

As we have seen, u_0 is finite as $\Im \tau \rightarrow \infty$ and thus, for real β and $\alpha \rightarrow \infty$

$$\Im \tau \sim \frac{\alpha}{1 - \beta}. \quad (6.15)$$

Let us set $\beta = 1/2$, which corresponds to the Feynman (u -channel) constraint. This constraint makes τ an analytic function of α . The first equation of (6.3) can now be written as

$$u_0 = \frac{1}{4}\tau + \frac{1-\alpha}{2}, \quad \text{or} \quad q_{u_0} = -q_\tau^{1/4} q_\alpha^{-1/2}, \quad (6.16)$$

and collecting the terms of the same order, we can rewrite (6.8) as

$$\frac{1}{4} = -\frac{q_{u_0}}{1-q_{u_0}} + \sum_{n=1}^{\infty} \left[\frac{q_\tau^n/q_{u_0}}{1-q_\tau^n/q_{u_0}} - \frac{q_\tau^n q_{u_0}}{1-q_\tau^n q_{u_0}} \right]. \quad (6.17)$$

Using (6.16) we can iterate (6.17) and find q_τ as a power series in q_α .

$$q_\tau = \frac{1}{3^4} q_\alpha^2 + \frac{512}{3^{10}} q_\alpha^4 + \frac{94720}{3^{15}} q_\alpha^6 + \frac{167118848}{3^{22}} q_\alpha^8 + O(q_\alpha^{10}), \quad (6.18)$$

or

$$\begin{aligned} \tau(\alpha, \frac{1}{2}) &= 2\alpha + \frac{2i \ln 3}{\pi} \\ &\quad - \frac{i}{\pi} \left(\frac{256}{3^6} q_\alpha^2 + \frac{76544}{3^{12}} q_\alpha^4 + \frac{99552256}{3^{19}} q_\alpha^6 + O(q_\alpha^8) \right). \end{aligned} \quad (6.19)$$

The appearance of the powers of 3 in the coefficients is quite remarkable. Formula (6.19) provides a good approximation for τ at large values of $\Im m \alpha$. It shows that in this limit τ is a linear function of α with a finite intercept $2 \ln 3/\pi$. For small $\Im m \alpha$ (6.19) does not work, but we can still find an approximate formula. All we have to do is exchange α and β in (6.12). According to symmetry relations (6.6) this is equivalent to $\tau \rightarrow -1/\tau$, therefore for $\beta = 1/2$ and small α , we have

$$-\frac{1}{\tau} = \frac{i}{\pi} \ln \frac{4i}{\alpha} + O(\alpha^2). \quad (6.20)$$

In Fig. 6 we show the result of numerical solution of the main equation together with the first order approximations for small and large $\Im m \alpha$.

The Strebel case. We now return to the case when α and β are real and represent a point on the equilateral triangle $a + b + c = 2\pi$ where a , b and c are real and positive. Strebel's theorem guarantees the existence of a solution to (6.4) for every point on the abc triangle. Indeed, τ is related to λ^{zeros} by

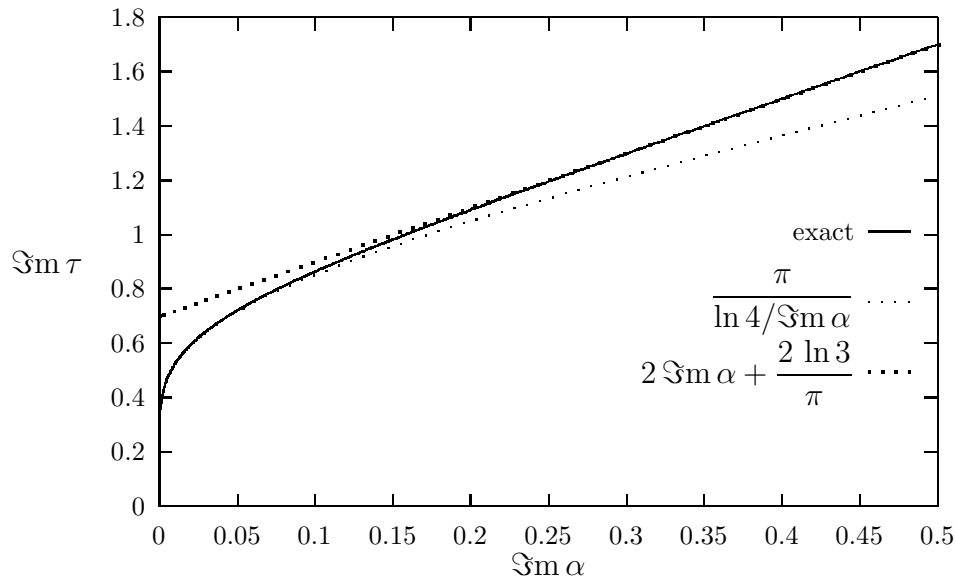


Figure 6: Solution of the main equation for $\beta = 1/2$ and imaginary α .

a modular function of level 2, namely $\lambda(\tau)$ (see Ref. [17, page 254]). This function maps it's fundamental domain Γ , defined by

$$\Gamma = \{ \tau : -1 < \Re \tau \leq 1, |2\tau - 1| \geq 1 \text{ and } |2\tau + 1| > 1 \},$$

bijectively to the whole complex plane. Therefore the existence of a Strebel differential is equivalent to the existence of a solution to the main equation in the fundamental domain of $\lambda(\tau)$.

Two Strebel differentials such that the zeros and poles of one are complex conjugate to those of the other have the same set of a , b and c invariants. Therefore in the fundamental domain Γ of $\lambda(\tau)$ we should have two solutions to the main equation. These two solutions correspond to conjugate values of $\lambda(\tau)$ and therefore are symmetric with respect to the imaginary axis on the τ plane. Finally, we conclude that for every point inside the abc triangle there exist a solution to (6.4) satisfying $0 \leq \tau \leq 1$ and $|2\tau - 1| \geq 1$. We will call this region $\Gamma/2$.

The main equation defines a map from the abc plane to $\Gamma/2$. Some information about this map can be obtained from the symmetry. According to

(6.6) the line $a = c$ ($\delta = 0$) on the abc plane maps on to the line $\Im\tau = 1/2$. Similarly, $a = b$ maps on to the circle $|\tau| = 1$ and $b = c$ on to $|\tau - 1| = 1$, and we conclude that the most symmetric point ($a = b = c = 2\pi/3$) is mapped to

$$\tau\left(\alpha = \frac{1}{3}, \beta = \frac{1}{3}\right) = e^{\frac{\pi i}{3}}. \quad (6.21)$$

According to (6.12), the whole line $b = 0$ maps on to the single point $\tau = 1/2 + i\infty$, and therefore the other two sides of the abc triangle $a = 0$ and $c = 0$ are correspondingly mapped to 0 and 1 respectively. This seemingly leads to a contradiction at the corners. For example when $a = b = 0$ the solution must be $\tau = 0$ because $a = 0$; on the other hand it should be $\tau = 1/2 + i\infty$ because $b = 0$, but at the same time it should be somewhere on the unit circle $|\tau| = 1$ because $a = b$. In fact there is no contradiction because if we rewrite the main equation for this case we get

$$\zeta\left(\frac{\tau}{2} + \frac{1}{2}; \tau\right) = \frac{1}{2}\eta_1(\tau) + \frac{1}{2}\eta_2(\tau), \quad (6.22)$$

which is valid for *any* value of τ . The arbitrariness of τ does not contradict the Strebel theorem which guarantees the uniqueness of the quadratic differential because as we will show in the next section, the point $\alpha = \beta = 0$ corresponds to $\lambda^{\text{poles}} = 0$ which is excluded from $\mathcal{M}_{0,4}$. It is interesting to investigate how the solution to (6.4) behaves in the vicinity of a corner.

The corner $a = b = 0$ corresponds to $\delta = -\pi/2$ (see Fig. 4). It is problematic to use the expression (6.10) because the coefficients diverge as $\delta \rightarrow -\pi/2$.

Let α and β be small, but not both equal to zero. Recall, that $\zeta'(u) = -\wp(u)$ and $\wp(\tau/2 + 1/2) = e_3(\tau)$. When we keep only first order terms in α and β in (6.4) we find

$$-e_3(\tau)\left(\frac{\alpha}{2} + \frac{\beta}{2}\tau\right) = \frac{\alpha}{2}\eta_2(\tau) + \frac{\beta}{2}\eta_1(\tau), \quad (6.23)$$

then, using the Legendre relation to exclude $\eta_1(\tau)$, we get

$$(\eta_2(\tau) + e_3(\tau))\left(\frac{\alpha}{\beta} + \tau\right) = 2\pi i. \quad (6.24)$$

Inspecting (6.24) we, conclude that the limiting value of τ depends on the ratio $r = \beta/\alpha$. Moreover for any value of τ there exists an r such that

$$\lim_{\alpha \rightarrow 0} \tau(\alpha, r \alpha) = \tau.$$

From (6.24) we can even find the ratio in terms of τ :

$$r = \left[\frac{2\pi i}{\eta_2(\tau) + e_3(\tau)} - \tau \right]^{-1}. \quad (6.25)$$

It is hard to tell what values of τ correspond to real r . For large $\Im \tau$ we may use the q expansion

$$\eta_2(\tau) + e_3(\tau) = 8\pi^2 \sum_{n=0}^{\infty} \frac{q_\tau^{n+\frac{1}{2}}}{1 + q_\tau^{n+\frac{1}{2}}}, \quad (6.26)$$

and solve (6.24) approximately for $\tau(r)$

$$\tau(r) = \frac{1}{2} + \frac{i}{\pi} \ln \frac{4\pi}{r} + \left(\frac{i}{2} - \frac{1}{\pi} \ln \frac{4\pi}{r} \right) \frac{r}{\pi} + O(r^2). \quad (6.27)$$

One can check that (6.10) yields the same result in the limit of small α , β and β/α . It is interesting that the map of the abc triangle to the τ plane does not cover $\Gamma/2$. It is mapped to a curved triangle. The sides of the original triangle ($a = 0$, $b = 0$ and $c = 0$) become the corners ($\tau = 0$, $\tau = \infty$ and $\tau = 1$), while the corners blow up and become sides. Fig. 7 represents a map from the $a + b + c = 2\pi$ plane to the τ -plane. The corresponding regions of the τ and abc planes are shaded with matching gray levels on the plot.

7 Infinite products

In this section we will perform the second step of the program announced at the end of sect. 5. We will derive explicit formulae for the χ invariants as functions of the torus modular parameter τ and the position of the pole u_0 . We will find $\lambda^{\text{poles}} = -\chi_s/\chi_u$ and λ^{zeros} . The latter will be found as a special case $u_0 = 0$ of a formula defining λ^{poles} .

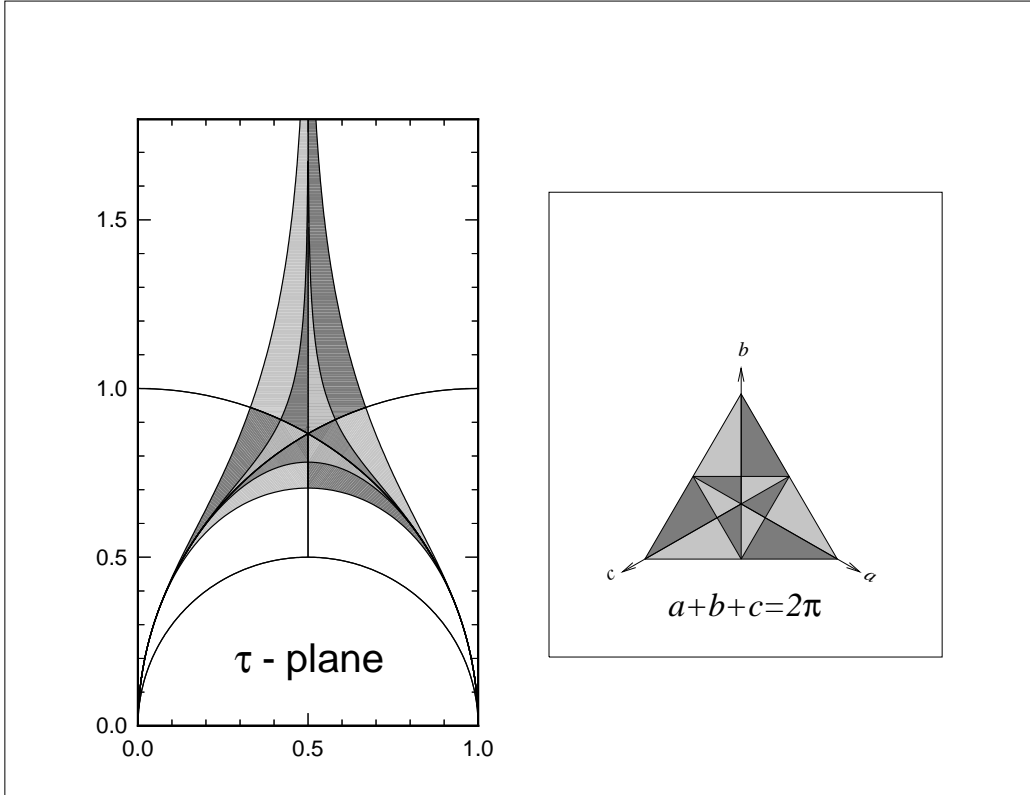


Figure 7: Solution of the main equation for real α and β .

Recall that the χ invariants are defined in terms of the positions of the poles and the mapping radii as

$$\chi_{ij} = \frac{(z_i - z_j)^2}{\rho_i \rho_j}. \quad (7.1)$$

As before, the coordinate u on the torus is fixed by $\omega_2 = 1$. We can choose the coordinate z on the sphere so that $z = \wp(u/2)$. The positions of the poles on the sphere are given by

$$z_i = \wp\left(\frac{u_i}{2}\right), \quad u_i = u_0 + \omega_i, \quad i = 1, \dots, 4, \quad (7.2)$$

where $\omega_1 = \tau$, $\omega_2 = 1$, $\omega_3 = 1 + \tau$ and $\omega_4 = 0$. So far, the only nontrivial part of (7.1) are the mapping radii. Due to the translational symmetry all four mapping radii of the coordinate disks on the torus are equal and we denote their common value by ρ . According to the general procedure described in sect. 3, in order to calculate ρ we have to find a local coordinate w around u_0 such that locally

$$\varphi = -\frac{(dw)^2}{w^2}, \quad \text{and} \quad w(0) = 1.$$

The last condition fixes the scale of w as well as its phase. From equation (4.11) we derive

$$w(u) = \frac{\sigma(u - u_0)}{\sigma(u + u_0)} e^{2\zeta(u_0)u}. \quad (7.3)$$

Note that $w(u)$ is just an exponent of the function $v(u)$ introduced in sect. 4, $w(u) = \exp(iv(u))$. The mapping radius is the inverse of the derivative of $w(u)$ at u_0 .

$$\rho^{-1} = w'(u_0) = \frac{e^{2\zeta(u_0)u_0}}{\sigma(2u_0)}. \quad (7.4)$$

When we go from the torus to the sphere we make a change of coordinates from u to $z = \wp(u/2)$, therefore each mapping radius picks up a factor of $(d/du)\wp(u/2)$ and we find

$$\rho_i = \frac{1}{2}\wp'\left(\frac{u_i}{2}\right)\rho. \quad (7.5)$$

Now we can combine (7.2), (7.4) and (7.5) with (7.1) to obtain

$$\chi_{ij} = 4 \frac{\left(\wp\left(\frac{u_i}{2}\right) - \wp\left(\frac{u_j}{2}\right)\right)^2}{\wp'\left(\frac{u_i}{2}\right)\wp'\left(\frac{u_j}{2}\right)} \rho^{-2}. \quad (7.6)$$

This expression can be rewritten in terms of Weierstrass σ -functions. We need the formulae for the difference of two \wp functions (see Ref. [16, page 243])

$$\wp(u) - \wp(v) = -\frac{\sigma(u+v)\sigma(u-v)}{\sigma^2(u)\sigma^2(v)}, \quad (7.7)$$

and their derivatives

$$\wp'(u) = -\frac{\sigma(2u)}{\sigma^4(u)}. \quad (7.8)$$

The latter formula is just the derivative of (7.7) with respect to v at the point $v = u$. Now we see that the powers of $\sigma(u_i/2)$ cancel and we get

$$\chi_{ij} = 4 \frac{\sigma^2\left(u_0 + \frac{\omega_i + \omega_j}{2}\right) \sigma^2\left(\frac{\omega_i - \omega_j}{2}\right)}{\sigma(u_0 + \omega_i) \sigma(u_0 + \omega_j)} \rho^{-2}. \quad (7.9)$$

The prefactor of ρ^{-2} in this expression is an elliptic function of u_0 with periods ω_1 and ω_2 , which was not obvious from eqn. (7.6) because it was written in terms of elliptic functions of $u/2$. This extra periodicity enforces the symmetry relations (2.6). We can further simplify eqn. (7.9) by introducing a new function $\varphi(u)$ which is closely related to the Weierstrass $\sigma(u)$ (see Ref. [16, page 246]),

$$\varphi(u) = e^{-\frac{1}{2}\eta_2 u^2} q_u^{\frac{1}{2}} \sigma(u), \quad (7.10)$$

where $q_u = e^{2\pi i u}$ and $\eta_2 = \frac{1}{2}\zeta(\frac{1}{2})$ is a quasi-period of the ζ -function. This function has the following properties

$$\varphi(u+1) = \varphi(u), \quad \text{and} \quad \varphi(u+\tau) = -\frac{1}{q_u} \varphi(u). \quad (7.11)$$

We can use φ to replace σ in eqn. (7.9) and we find

$$\begin{aligned} \chi_s &= \chi_{12} = \chi_{34} = -4 \frac{q_{u_0}^{\frac{1}{2}}}{q_\tau^{\frac{1}{2}}} \frac{\varphi^2\left(u_0 + \frac{\tau+1}{2}\right) \varphi^2\left(\frac{\tau+1}{2}\right)}{\varphi^2(u_0)} \rho^{-2}, \\ \chi_t &= \chi_{14} = \chi_{23} = 4 \frac{q_{u_0}^{\frac{1}{2}}}{q_\tau^{\frac{1}{2}}} \frac{\varphi^2\left(u_0 + \frac{\tau}{2}\right) \varphi^2\left(\frac{\tau}{2}\right)}{\varphi^2(u_0)} \rho^{-2}, \\ \chi_u &= \chi_{13} = \chi_{24} = 4 \frac{\varphi^2\left(u_0 + \frac{1}{2}\right) \varphi^2\left(\frac{1}{2}\right)}{\varphi^2(u_0)} \rho^{-2}. \end{aligned} \quad (7.12)$$

The cross ratio of the poles does not depend on ρ and we can find it as

$$\lambda^{\text{poles}}(u_0) = -\frac{\chi_s}{\chi_u} = \frac{q_{u_0}^{\frac{1}{2}}}{q_\tau^{\frac{1}{2}}} \frac{\varphi^2\left(u_0 + \frac{\tau+1}{2}\right) \varphi^2\left(\frac{\tau+1}{2}\right)}{\varphi^2\left(u_0 + \frac{1}{2}\right) \varphi^2\left(\frac{1}{2}\right)}. \quad (7.13)$$

In the special case, $u_0 = 0$, this gives the cross ratio of the zeros

$$\lambda^{\text{zeros}} = \lambda^{\text{poles}}(0) = q_\tau^{-\frac{1}{2}} \frac{\varphi^4\left(\frac{\tau+1}{2}\right)}{\varphi^4\left(\frac{1}{2}\right)}. \quad (7.14)$$

The φ -function has a simple infinite product expansion in terms of q_u and q_τ (see Ref. [16, page 247]):

$$\varphi(u; \tau) = (2\pi i)^{-1} (q_u - 1) \prod_{n=1}^{\infty} \frac{(1 - q_\tau^n q_u)(1 - q_\tau^n / q_u)}{(1 - q_\tau^n)^2}. \quad (7.15)$$

This product converges as a power series with ratio q_τ for small values of q_τ . Note that by symmetry we can always choose τ to lie in the fundamental region defined by $|\Re \tau| \leq 1/2$ and $|\tau| \geq 1$. The maximum value of $|q_\tau|$ in this region is obtained at $\tau = (\pm 1 + i\sqrt{3})/2$, therefore

$$|q_\tau| \leq \exp(-\pi\sqrt{3}) \approx 0.00433.$$

Such a small value of $|q_\tau|$ makes the product (7.15) very useful for numerical calculations.

The formulae (7.13) and (7.14) together with (7.15) provide the infinite products for λ^{poles} and λ^{zeros} . In order to find similar products for χ 's we have to express the mapping radius ρ in terms of the function φ ,

$$\rho^{-1} = \frac{e^{2u_0\zeta(u_0)}}{e^{2\eta_2 u_0^2} q_{u_0}^{-1} \varphi(2u_0)} = \frac{q_{u_0} e^{2u_0(\zeta(u_0) - \eta_2 u_0)}}{\varphi(2u_0)} = \frac{q_{u_0}^\beta}{\varphi(2u_0)}, \quad (7.16)$$

where we use the second equation of the system (6.1) for β .

For future reference we present here the products for all χ 's.

$$\begin{aligned}
\chi_s &= -4 \frac{q_{u_0}^{1+2\beta}}{q_\tau^{\frac{1}{2}}} \frac{1}{(1+q_{u_0})^2(1-q_{u_0})^4} \times \\
&\quad \times \prod_{n=1}^{\infty} \frac{(1+q_\tau^{n-\frac{1}{2}})^4}{(1-q_\tau^n q_{u_0}^2)^2(1-q_\tau^n/q_{u_0}^2)^2} \frac{(1+q_\tau^{n-\frac{1}{2}} q_{u_0})^2(1+q_\tau^{n-\frac{1}{2}}/q_{u_0})^2}{(1-q_\tau^n q_{u_0})^2(1-q_\tau^n/q_{u_0})^2}, \\
\chi_t &= 4 \frac{q_{u_0}^{1+2\beta}}{q_\tau^{\frac{1}{2}}} \frac{1}{(1+q_{u_0})^2(1-q_{u_0})^4} \times \\
&\quad \times \prod_{n=1}^{\infty} \frac{(1-q_\tau^{n-\frac{1}{2}})^4}{(1-q_\tau^n q_{u_0}^2)^2(1-q_\tau^n/q_{u_0}^2)^2} \frac{(1-q_\tau^{n-\frac{1}{2}} q_{u_0})^2(1-q_\tau^{n-\frac{1}{2}}/q_{u_0})^2}{(1-q_\tau^n q_{u_0})^2(1-q_\tau^n/q_{u_0})^2}, \\
\chi_u &= 16 \frac{q_{u_0}^{2\beta}}{(1-q_{u_0})^4} \times \\
&\quad \times \prod_{n=1}^{\infty} \frac{(1+q_\tau^n)^4}{(1-q_\tau^n q_{u_0}^2)^2(1-q_\tau^n/q_{u_0}^2)^2} \frac{(1+q_\tau^n q_{u_0})^2(1+q_\tau^n/q_{u_0})^2}{(1-q_\tau^n q_{u_0})^2(1-q_\tau^n/q_{u_0})^2}.
\end{aligned} \tag{7.17}$$

It is not so easy to show that the sum of these products is zero as required by eqn. (2.8).

Dividing the first equation of (7.17) by the third we find an infinite product for the cross ratio of the poles:

$$\lambda^{\text{poles}} = -\frac{\chi_s}{\chi_u} = \frac{1}{4} \frac{q_{u_0}}{(1+q_{u_0})^2} \prod_{n=1}^{\infty} \frac{(1+q_\tau^{n-\frac{1}{2}} q_{u_0})^2(1+q_\tau^{n-\frac{1}{2}}/q_{u_0})^2}{(1+q_\tau^n q_{u_0})^2(1+q_\tau^n/q_{u_0})^2}. \tag{7.18}$$

8 From a , b and c to χ_s , χ_t and χ_u

In this section we combine the results of the previous two and investigate how χ invariants depend on a , b and c .

Exact results. There are very few cases when the χ invariants can be found exactly. These are the cases when we know the solution of the main equation. Such a solution is available for example in the case of a degenerate quadratic differential i.e. when any of a , b or c is zero. According to eqn. (6.10) $b = 0$ corresponds to $q_\tau = 0$ and $q_{u_0}/q_\tau^{1/2} = -i e^{i\delta}$ and the χ invariants are found to be

$$\chi_s = 4 \frac{1 - \sin \delta}{\cos \delta} e^{i\delta}, \quad \chi_t = 4 \frac{1 + \sin \delta}{\cos \delta} e^{i\delta}, \quad \chi_u = -\chi_s - \chi_t = -\frac{8}{\cos \delta} e^{i\delta}$$

Note that for real δ all the χ have the same phase, and therefore the cross ratio λ^{poles} is real:

$$\lambda^{\text{poles}} = \frac{1 - \sin \delta}{2} \quad (8.1)$$

The small parameter q_τ is also exactly zero in the limit $\Im m \alpha \rightarrow \infty$ (see sect. 6). In this limit, q_{u_0} is given by (6.13), and the χ invariants are

$$\chi_s = \infty, \quad \chi_t = \infty, \quad \chi_u = -\chi_s - \chi_t = 16 \frac{q_{u_0}^{2\beta}}{(1 - q_{u_0})^4} \quad (8.2)$$

These results can also be obtained by an elementary approach. For example, in the case $b = 0$ and real a and c , we can choose the uniformizing coordinate z so that the poles of the quadratic differential are located at the vertices of a rectangle and the two degenerate zeros are at 0 and ∞ . From symmetry, the horizontal trajectories are the symmetry lines and we can find the mapping radii by making a conformal transformation.

The other case of infinite $\Im m \alpha$ corresponds to the degeneracy of the poles. In this limit, two poles collide and we effectively have a three punctured sphere. For the case $\beta = \frac{1}{2}$, this sphere is the Witten vertex and the χ_u in the formula (8.2) gives correct value $|\chi| = 3^3/2^4$.

The only nontrivial point where an exact solution is still available is the most symmetric point $a = b = c$. In this case

$$\tau = e^{\frac{i\pi}{3}},$$

which corresponds to the so-called equianharmonic case in the theory of elliptic functions. In this case, all the necessary values of the Weierstrass functions can be evaluated explicitly in terms of elementary functions (see Ref. [18]) and we obtain

$$\chi_s = \frac{2^5 \sqrt[3]{2}}{3^2} e^{-\frac{2\pi i}{3}}, \quad \chi_t = \frac{2^5 \sqrt[3]{2}}{3^2} e^{\frac{2\pi i}{3}}, \quad \chi_u = \frac{2^5 \sqrt[3]{2}}{3^2}. \quad (8.3)$$

The upper left picture on Fig. 2 shows the critical graph for this case. It is formed by three straight lines connecting the first three zeros with the last placed at infinity and three arcs connecting two finite zeros having the center at the third.

Approximate results. For other values of the integral invariants no exact solution for the main equation is available, but we can still solve perturbatively

as we did in sect. 6 and find approximate formulae for the χ 's. Consider the case of large $\Im m \alpha$ and $\beta = \frac{1}{2}$. In sect. 6 we found the solution of the main equation up to the 8-th order of q_α (see eqn.(6.18)).

$$q_\tau = \frac{1}{3^4} q_\alpha^2 + \frac{512}{3^{10}} q_\alpha^4 + \frac{94720}{3^{15}} q_\alpha^6 + \frac{167118848}{3^{22}} q_\alpha^8 + O(q_\alpha^{10}). \quad (8.4)$$

We can find q_{u_0} as

$$q_{u_0} = -\frac{q_\tau^{\frac{1}{4}}}{q_\alpha^{\frac{1}{2}}} = -\frac{1}{3} - \frac{128}{3^7} q_\alpha^2 - \frac{15488}{3^{12}} q_\alpha^4 - \frac{7280128}{3^{18}} q_\alpha^6 + O(q_\alpha^8). \quad (8.5)$$

Using these values to substitute in (7.12) we get the following approximate formulae for χ 's

$$\begin{aligned} \chi_s &= \frac{3^6}{2^8} \frac{1}{q_\alpha} + \frac{3^3}{2^5} + \frac{3^2}{2^6} q_\alpha + \frac{5}{2 \cdot 3^3} q_\alpha^2 + \frac{1609}{2^7 \cdot 3^6} q_\alpha^3 \\ &\quad + \frac{343}{2 \cdot 3^8} q_\alpha^4 + \frac{16981}{2^5 \cdot 3^{11}} q_\alpha^5 + \frac{163174}{3^{15}} q_\alpha^6 + O(q_\alpha^7), \\ \chi_t &= -\frac{3^6}{2^8} \frac{1}{q_\alpha} + \frac{3^3}{2^5} - \frac{3^2}{2^6} q_\alpha + \frac{5}{2 \cdot 3^3} q_\alpha^2 - \frac{1609}{2^7 \cdot 3^6} q_\alpha^3 \\ &\quad + \frac{343}{2 \cdot 3^8} q_\alpha^4 - \frac{16981}{2^5 \cdot 3^{11}} q_\alpha^5 + \frac{163174}{3^{15}} q_\alpha^6 + O(q_\alpha^7), \\ \chi_u &= -\frac{3^3}{2^4} - \frac{5}{3^3} q_\alpha^2 - \frac{343}{3^8} q_\alpha^4 - \frac{326348}{3^{15}} q_\alpha^6 + O(q_\alpha^8), \end{aligned} \quad (8.6)$$

and the cross ratio

$$\lambda = -\frac{\chi_s}{\chi_u} = \frac{3^3}{2^4} q_\alpha^{-1} + \frac{1}{2} - \frac{11 q_\alpha}{2^2 \cdot 3^3} - \frac{1621}{2^3 \cdot 3^8} q_\alpha^3 - \frac{413941}{2 \cdot 3^{15}} q_\alpha^5 + O(q_\alpha^7). \quad (8.7)$$

As expected $\chi_s + \chi_t + \chi_u = 0$ up to this order.

For small β an approximate solution to the main equation is given by (6.12). We can use this approximate solution together with the infinite products (7.17) and find χ 's, but if we leave all the terms the expressions become too complicated. We will need the full expression depending on a and b only for the case of real a and b . Most interesting is the λ dependence on a and b , which describes the map from abc triangle to $\mathcal{M}_{0,4}$. Keeping only the first

non-vanishing terms in both the real and imaginary part of λ^{poles} , we can write

$$\lambda^{\text{poles}} = \frac{1 - \sin \delta}{2} - i \frac{\cos \delta}{2} \left(1 + \ln \frac{4 \cos \delta}{\beta} \right) \beta + \mathcal{O}(\beta^2), \quad (8.8)$$

9 Summing the Feynman diagrams

In this section we compute the part of the tachyonic amplitude which comes from the Feynman diagrams. We show how to express this partial amplitude in terms of an integral over a part of the moduli space. We analyze analytic properties of this integral and show that it has no singularity at zero momentum. Our analysis allows us to calculate the Feynman part of the amplitude at zero momentum.

We define the partial or Feynman amplitude as an integral over the Feynman region of $\mathcal{M}_{0,4}$ (see (2.11)):

$$\Gamma_4^{\text{Feyn}} = \frac{2}{\pi} \int_{\mathcal{F}_{0,4}} |\gamma_4(s, t, u)|^2. \quad (9.1)$$

Instead of integrating over the Feynman region we can integrate over three unit disks $|\varepsilon| < 1$, one for each channel. Consider for example the contribution of the u channel:

$$\Gamma_4^{(u)}(s, t, u) = \frac{2}{\pi} \int_{\mathcal{F}_u} |\gamma_4(s, t, u)|^2. \quad (9.2)$$

We can find $\gamma_4(s, t, u)$ from equation (2.9) which we rewrite as

$$\gamma_4(s, t, u) = \frac{\lambda'(\varepsilon) d\varepsilon}{\lambda(\varepsilon)^{\frac{m^2}{2}-s} (1 - \lambda(\varepsilon))^{\frac{m^2}{2}-t} \chi^{\frac{m^2}{2}+2}}. \quad (9.3)$$

In terms of ε the region of integration \mathcal{F}_u is just the unit disk $|\varepsilon| < 1$. Recall that (see eqn. (8.7))

$$\lambda(\varepsilon) = \frac{3^3}{2^4} \varepsilon^{-1} + \frac{1}{2} - \frac{11 \varepsilon}{2^2 \cdot 3^3} - \frac{1621}{2^3 \cdot 3^8} \varepsilon^3 - \frac{413941}{2 \cdot 3^{15}} \varepsilon^5 + \mathcal{O}(\varepsilon^7), \quad (9.4)$$

is of order of ε^{-1} for small ε and $\chi_u = \mathcal{O}(1)$. Therefore we can represent $\gamma_4(s, t, u)$ in the u channel as

$$\gamma_4(s, t, u) = \varepsilon^{-2-\frac{u}{2}} \sum_{n=0}^{\infty} c_n(s, t) \varepsilon^n d\varepsilon. \quad (9.5)$$

We can now evaluate the integral (9.2). If the coefficients c_n vanish sufficiently fast for $n \rightarrow \infty$, this integral converges for $\Re u < -2$ and is given by

$$\Gamma_4^{(u)}(s, t, u) = \sum_{n=0}^{\infty} \frac{4 |c_n(s, t)|^2}{2n - 2 - u}. \quad (9.6)$$

Note that π from the prefactor in (9.2) cancels with the area of the unit disk. Equation (9.6) shows that the amplitude has an analytic continuation to the whole region $\Re u > -2$, except for even integer values of u , where it has first order poles. These poles correspond to the spectrum of the closed string.

In order to find the constants $c_n(s, t)$ it is sufficient to find the series expansion for $\gamma(s, t, 0)$. For the tachyonic potential we need only $c_n(0, 0)$, so let us restrict ourselves to this case,

$$\gamma_4^{(0)} = \gamma_4(0, 0, 0) = \chi_u^2 d\lambda. \quad (9.7)$$

First of all, recall that χ_u is an even function of ε and that $\lambda(-\varepsilon) = 1 - \lambda(\varepsilon)$. Indeed, when we make a twist by π it is equivalent to an exchange of the poles z_2 and z_3 . This exchange does not affect $\chi_u = \chi_{14}$ but changes λ to $1 - \lambda$. We can now conclude that $\gamma_4^{(0)}$ is even with respect to ε and $c_n(0, 0) = 0$ for odd n . In particular, this means that massless states ($n = 1$) are decoupled from the tachyon. The sum over massive states which appears in eqn. (1.6) is given by

$$\sum_X \langle X | X \rangle = 3 \sum_{k=1}^{\infty} \frac{2 |c_{2k}(0, 0)|^2}{2k - 1}, \quad (9.8)$$

where we have introduced an extra factor of 3 which comes from summation over three channels. Each term in the series corresponds to a particular mass level and can be found by summing corresponding Feynman diagrams. For example, on the lowest mass level there is only one state — the tachyon, and we therefore conclude that

$$\frac{4 |c_0|^2}{-2} = \langle \tau | \tau \rangle = \frac{v_3^2}{-2}, \quad \text{or} \quad c_0 = \frac{1}{2} v_3^2 = \frac{3^9}{2^{12}}. \quad (9.9)$$

One can similarly evaluate the Feynman diagrams for some other massive levels and thus evaluate some more c_n . An alternative way to do this is to use the series for χ_u and λ from sect. 7 (see eqn.(8.6)) and evaluate $\gamma_4^{(0)}$

directly as

$$\gamma_4^{(0)} = \chi_u^2 d\lambda = \left(\frac{3^9}{2^{12}} \varepsilon^{-2} + \frac{1377}{2^{10}} + \frac{1399}{2^{11}} \varepsilon^2 + \frac{4504241}{2^9 \cdot 3^9} \varepsilon^4 + O(\varepsilon^6) \right) d\varepsilon. \quad (9.10)$$

Although we can in principle find as many coefficients c_n as we want, it is very inefficient to evaluate v_4 summing the series because it converges very slowly. The reason for this poor convergence is that the series for $\gamma_4^{(0)}$ diverges at $\varepsilon = 1$. Indeed $\varepsilon = 1$ corresponds to $\beta = 0$ and we can use approximate formulae for $\lambda(\varepsilon)$ and $\chi_u(\varepsilon)$ in the vicinity of this point to get:

$$\gamma_4^{(0)} = \left(8 \ln \left(\frac{8\pi}{1-\varepsilon} \right) + O(1-\varepsilon) \right) d\varepsilon. \quad (9.11)$$

Looking at the first term of this expansion we conclude that

$$c_n \sim \frac{1}{n} \quad \text{for} \quad n \rightarrow \infty \quad (9.12)$$

Therefore the series in (9.8) converges as slowly as $\sum n^{-3}$.

Instead of summing the series we therefore decide to calculate the integral itself. First of all, we have to regularize $\gamma_4^{(0)}$ by subtracting the divergent term $(c_0/\varepsilon^2)d\varepsilon$. We can then evaluate convergent integral numerically:

$$\sum_X \langle X \rangle = \frac{6}{\pi} \int_{|\varepsilon| < 1} \left| \gamma_4^{(0)} - \frac{c_0}{\varepsilon^2} d\varepsilon \right|^2 \approx 6.011. \quad (9.13)$$

Historical remarks. Calculations of the Feynman region contribution to the closed string amplitude are very similar to those in the case of the open string. Indeed in the open string we have to consider the same differential form γ_4 and integrate it along the real interval $[-1, 1]$ in order to get a contribution from one channel. The results of this section have been found in the realm of open string in the works of Kostelecký and Samuel [19, 20]. Using different methods to those applied here, they were able to find the quartic term in the effective potential. The series expansion analogous to (9.10) has been found in Ref. [21] up to order ε^2 and it was verified that the coefficients agree with what one gets from the Feynman diagrams with an intermediate massive state.

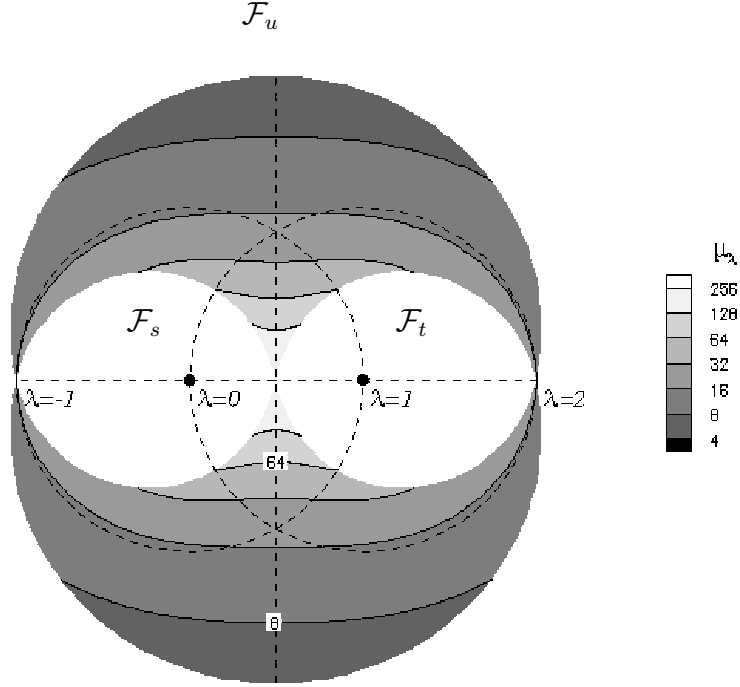


Figure 8: The moduli space $\mathcal{M}_{0,4}$ and the measure of integration μ_λ

10 Bare four tachyon coupling constant and full effective potential

As we saw in the previous section the four punctured spheres which can be obtained from Feynman diagrams do not cover the moduli space $\mathcal{M}_{0,4}$. The contribution of the rest of $\mathcal{M}_{0,4}$ can be introduced in the string field theory as elementary 4-string coupling. In this section we evaluate this elementary coupling for the case of four tachyons.

The four-string vertex $\mathcal{V}_{0,4} = \mathcal{M}_{0,4} \setminus \mathcal{F}_{0,4}$ can be easily described in terms of the integral invariants a , b and c introduced in sect. 4. The whole moduli space can be parameterized by real values of these invariants varying from 0

to 2π restricted by the condition $a + b + c = 2\pi$. In fact, each triple defines two points λ and $\bar{\lambda}$ in $\mathcal{M}_{0,4}$, so we need two copies of the abc triangle to cover $\mathcal{M}_{0,4}$. The four-string vertex can now be described as a region in the abc triangle defined by

$$a > \pi, \quad b > \pi, \quad \text{and} \quad c > \pi. \quad (10.1)$$

The four tachyon coupling is given by the same integral as the amplitude, but taken not over the whole moduli space, rather restricted to only $\mathcal{V}_{0,4}$.

$$v_4 = \frac{2}{\pi} \int_{\mathcal{V}_{0,4}} |\chi_u|^4 d^2\lambda, \quad (10.2)$$

where $d^2\lambda = d\Im\lambda d\Re\lambda$.

Numerical results. For the numerical calculations we use the complex secant method with the starting point given by (6.10) in order to solve the main equation. Then we calculate χ_u and λ^{poles} using the first few terms of the infinite products (7.17) and (7.18). Results are presented in Fig. 8 which shows the region of integration $\mathcal{V}_{0,4}$ and the contour plot of the measure $\mu_\lambda = |\chi_u|^4$. We perform calculations only for $\delta \geq 0$, $\beta \leq 1/3 - (2/3\pi)\delta$ which is $1/6$ of the whole abc triangle (see Fig. 4). The values of λ^{poles} and μ_λ in the rest of the triangle are found from symmetry. As we can see μ_λ has its maximum value of $2^8 = 256$ at $\lambda = 1/2$ and drops exponentially as we go away from this point. Note, that the value of the measure μ_λ at the point where the unit circle intersects the boundary of $\mathcal{V}_{0,4}$ is equal to 64 exactly (at least up to machine precision 10^{-10}). We could not find any explanation to this fact.

We have performed numerical integration triangulating $1/12$ -th of $\mathcal{V}_{0,4}$ correspondent to $\delta \geq 0$ and $\beta \leq 1/3 - (2/3\pi)\delta$. Here we present the result of the calculation which involved about 500,000 triangles.

$$\boxed{v_4 = \frac{2}{\pi} \int_{\mathcal{V}_{0,4}} |\chi_u|^4 d^2\lambda \approx 72.39} \quad (10.3)$$

Combining (10.3) and (9.13) we can finally write the tachyonic potential up to the fourth order:

$$V^{\text{eff}}(t) = -t^2 + 1.60181 t^3 - 3.267 t^4 + O(t^5). \quad (10.4)$$

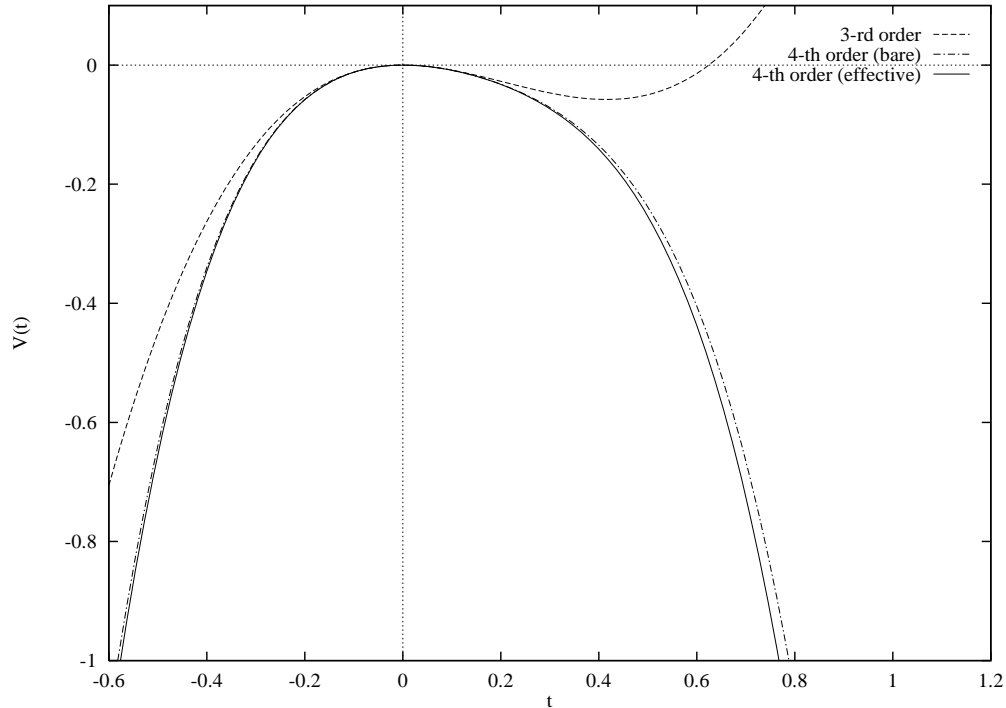


Figure 9: Tachyonic potential.

We present the plot of the effective tachyonic potential computed up to the fourth term in Fig. 9. One can see that the fourth order term is big enough to destroy the local minimum suggested by the third order approximation (dashed line in the plot). The plot also shows the bare tachyonic potential computed up to the fourth order. One can see that the effective four-tachyon interaction gives only a small correction.

Acknowledgments

I would like to thank B. Zwiebach for encouraging me to solve this problem and for numerous helpful discussions. I also thank J. Keiper from WRI for providing me with a *Mathematica*^(R) package for calculating the elliptic

functions.

References

- [1] B. Zwiebach. Closed string field theory: Quantum action and the B-V master equation. *Nucl.Phys.*, B390:33–152, 1993. e-Print Archive: hep-th@xxx.lanl.gov - 9206084 .
- [2] A. Sen and B. Zwiebach. Quantum background independence of closed string field theory. *Nucl.Phys.*, B423:580–630, 1994. e-Print Archive: hep-th@xxx.lanl.gov - 9311009.
- [3] A. Sen and B. Zwiebach. A proof of local background independence of classical closed string field theory. *Nucl.Phys.*, B414:649–714, 1994. e-Print Archive: hep-th@xxx.lanl.gov - 9307088.
- [4] A. Sen and B. Zwiebach. Background independent algebraic structures in closed string field theory. *MIT preprint*, MIT-CTP-2346:31pp, Aug 1994. e-Print Archive: hep-th@xxx.lanl.gov - 9408053.
- [5] B. Zwiebach. Quantum closed strings from minimal area. *Mod.Phys.Lett.*, A5:2753–2762, 1990.
- [6] B. Zwiebach. Consistency of closed string polyhedra from minimal area. *Phys.Lett.*, B241:343–349, 1990.
- [7] B. Zwiebach. How covariant closed string theory solves a minimal area problem. *Commun.Math.Phys.*, 136:83–118, 1991.
- [8] A. Belopolsky and B. Zwiebach. Off-shell closed string amplitudes: towards a computation of the tachyon potential. *MIT preprint*, MIT-CTP-2336:42pp, Sep 1994. e-Print Archive: hep-th@xxx.lanl.gov - 9409015, submitted to *Nucl.Phys.* B.
- [9] G. Moore. Private communication.
- [10] V. A. Kostelecký and M. J. Perry. Condensates and singularities in string theory. *Nucl.Phys.*, B414:174, 1994. e-Print Archive: hep-th@xxx.lanl.gov - 9302120.

- [11] H. Sonoda and Barton Zwiebach. Covariant closed string theory cannot be cubic. *Nucl.Phys.*, B336:185–221, 1990.
- [12] M. Kaku. Anomalies in nonpolynomial closed string field theory. *Phys.Lett.*, B250:64–71, 1990.
- [13] L. Hua and M. Kaku. Shapiro-Virasoro amplitude and string field theory. *Phys. Rev.*, D41:3748–3767, 1990.
- [14] M. Kaku. Nonpolynomial closed string field theory. *Phys.Rev.*, D41:3734–3747, 1990.
- [15] M. Saadi and B. Zwiebach. Closed string field theory from polyhedra. *Ann. Phys.*, 192:213–227, 1989.
- [16] S. Lang. *Elliptic Functions*. Springer-Verlag, 1987.
- [17] K. Strebel. *Quadratic differentials*. Springer-Verlag, 1984.
- [18] M. Abramowitz and I. A. Stegun. *Handbook of mathematical functions with formulas, graphs, and mathematical tables*. Applied mathematics series. United States. National Bureau of Standards, 10th edition, 1972.
- [19] V. A. Kostelecký and S. Samuel. On a nonperturbative vacuum for the open bosonic string. *Nucl.Phys.*, B336:263, 1990.
- [20] V. A. Kostelecký and S. Samuel. The static tachyon potential in the open bosonic string theory. *Phys.Lett.*, 207B(2):169–173, 1988.
- [21] J. H. Sloan. The scattering amplitude for four off-shell tachyons from functional integrals. *Nucl.Phys.*, B302:349–364, 1988.