

July, 1994

MRR042-94
hep-th/9410042

Integrable vertex and loop models on the square lattice with open boundaries via reflection matrices

C. M. Yung and M. T. Batchelor

*Department of Mathematics, School of Mathematical Sciences
Australian National University, Canberra ACT 0200, Australia*

Abstract

The procedure for obtaining integrable vertex models via reflection matrices on the square lattice with open boundaries is reviewed and explicitly carried out for a number of two- and three-state vertex models. These models include the six-vertex model, the 15-vertex $A_2^{(1)}$ model and the 19-vertex models of Izergin-Korepin and Zamolodchikov-Fateev. In each case the eigenspectra is determined by application of either the algebraic or the analytic Bethe ansatz with inhomogeneities. With suitable choices of reflection matrices, these vertex models can be associated with integrable loop models on the same lattice. In general, the required choices *do not* coincide with those which lead to quantum group-invariant spin chains. The exact solution of the integrable loop models – including an $O(n)$ model on the square lattice with open boundaries – is of relevance to the surface critical behaviour of two-dimensional polymers.

Physics and Astronomy Classifications. 05.50.+q

arXiv:hep-th/9410042v3 18 Nov 1994

1 Introduction

Vertex models are usually solved with periodic boundary conditions [1, 2, 3, 4]. Periodic boundaries ensure that the transfer matrix $\tau(u)$, formed as the trace over the auxiliary space of the monodromy matrix $T(u)$, forms a commuting family if $T(u)$ is constructed from solutions $R(u)$ of the Yang-Baxter equation. The consequences of this commutativity are well-known, and allows exact results to be obtained for various physical quantities related to the models.

The coordinate Bethe ansatz –for vertex models– (see e.g. Ref. [1]), of course, predates Baxter’s commuting transfer matrices. While simple enough for two-state models like the six-vertex model, it becomes too cumbersome for models with a higher number of states allowed on the edges. This is to be contrasted with the quantum inverse scattering method [2] and related algebraic and analytic Bethe ansatz techniques, which rely on the commutativity of $\tau(u)$ in order to diagonalize it. Nevertheless, the first case of a vertex model with non-periodic boundaries was solved using the coordinate Bethe ansatz [5]. This was for the six-vertex model on the lattice \mathcal{L} , being the square lattice rotated by 45° and with open boundaries on two sides (Fig. 1).¹ Subsequently [6] this has been extended to solve a three-state vertex model on the same lattice. The fact remains, however, that the method is somewhat unsystematic, especially for open boundaries.

On the other hand, Sklyanin [7] has given a construction of commuting transfer matrices $t(u, \boldsymbol{\omega})$, out of which he obtained the Hamiltonian for the spin- $\frac{1}{2}$ XXZ chain with open boundaries (which has also been solved using the coordinate Bethe ansatz [4, 8]). This transfer matrix $t(u, \boldsymbol{\omega})$ was constructed in the spirit of the quantum inverse scattering method and involves the use of reflection or K -matrices which satisfy a boundary version of the Yang-Baxter equation, first discovered in the framework of factorized S -matrices [9, 10]. However $t(u, \boldsymbol{\omega})$ seemed a little mysterious as far as a vertex model interpretation was concerned, and it was not until fairly recently that it was shown [11] that by specializing the inhomogeneities ω_i in a specific manner it becomes precisely the transfer matrix $t_D(u)$ for a vertex model on \mathcal{L} (i.e. the “diagonal-to-diagonal transfer matrix” with open boundaries; see Fig. 2). Therefore the Sklyanin scheme “explains” why the coordinate Bethe ansatz works for open boundaries in the same way that Baxter’s commuting transfer matrices $\tau(u)$ “explains” why it works for periodic boundaries.

By now the Sklyanin scheme has been generalized [12, 13, 14] to handle most of the R -matrices constructed from (affine) non-exceptional Lie algebras [15, 16]. For some cases [17, 13, 18, 19] the transfer matrix $t(u, \boldsymbol{\omega})$ has been diagonalized with modified

¹We will sometimes refer to this lattice as the square lattice with open boundaries.




Figure 1: The lattice \mathcal{L} , of “extent” M and N ($M = 10$ and $N = 6$ in the figure drawn) in the vertical and horizontal directions, respectively. Boundary conditions are open in the horizontal direction and periodic in the vertical.

versions of the algebraic or analytic Bethe ansatz, the emphasis always being on the corresponding quantum chain with open boundaries. In this paper we use the Sklyanin scheme to obtain the corresponding integrable vertex models on the lattice \mathcal{L} and their Bethe ansatz solutions. We will concentrate on several two- and three-state models, both for simplicity and also because these appear to be the most interesting physically. In particular we have in mind an application of these solutions to loop models [20] on the lattice \mathcal{L} , especially those which have a bearing on the configurational statistics of polymers.

To be precise, the vertex models concerned will turn out to have bulk weights w_i , $i = 1, \dots, 19$ given in Fig. 3 and boundary weights w_i^L and w_i^R , $i = 1, 2, 3$ given in Fig. 4.² The vertex model is defined through the partition function

$$Z_{\text{vertex}} = \sum_{\text{configs}} \prod_{\text{vertices}} (\text{Boltzmann weights}), \tag{1.1}$$

in the usual way. With periodic boundary conditions in the vertical direction, this partition function is equivalent to the trace of a product of transfer matrices $t_D(u)$, which then becomes the central object to study.

The outline of the paper is as follows: In Section 2 we explain Sklyanin’s method in greater detail and show how to obtain integrable vertex models on the lattice \mathcal{L} . In

² For a two-state model, w_i , $i = 1, \dots, 13$, w_2^R and w_2^L are necessarily zero.

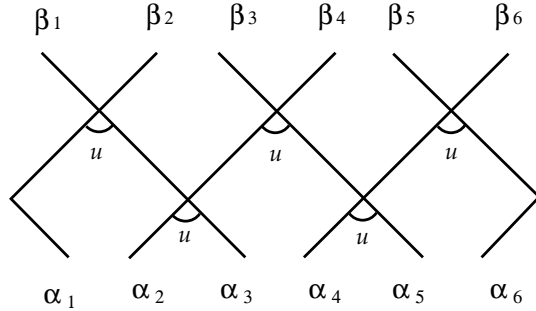


Figure 2: The “diagonal-to-diagonal” transfer matrix $t_D(u)$ which takes the state $(\alpha_1, \dots, \alpha_N)$ to the state $(\beta_1, \dots, \beta_N)$. All internal edges are summed over.

the following few sections we carry out the procedure explicitly and obtain integrable open boundary versions of the six-vertex model, the Zamolodchikov-Fateev 19-vertex model, the $A_2^{(1)}$ model and the Izergin-Korepin model, respectively. The corresponding Bethe ansatz solutions are also given. In Section 7 we show how some of these models on \mathcal{L} have an interpretation as loop models on the same lattice. Bethe ansatz solutions for these integrable loop models with open boundaries are given together with their intended applications. Finally we conclude in Section 8 with a discussion of several open problems related to vertex models on \mathcal{L} .

2 K -matrices and the diagonal-to-diagonal transfer matrix

Let us first review the case of integrability in the bulk, i.e. for vertex models on a standard square lattice with periodic boundary conditions. Such an integrable n -state vertex model is specified by an R -matrix $R(u)$ which acts on $\mathbb{C}^n \otimes \mathbb{C}^n$ and satisfies the Yang-Baxter equation

$$R_{12}(u)R_{13}(u+v)R_{23}(v) = R_{23}(v)R_{13}(u+v)R_{12}(u), \quad (2.1)$$

where $R_{12}(u)$, $R_{13}(u)$ and $R_{23}(u)$ act on $\mathbb{C}^n \otimes \mathbb{C}^n \otimes \mathbb{C}^n$, with $R_{12}(u) = R(u) \otimes 1$, $R_{23}(u) = 1 \otimes R(u)$ etc. The vertex weights are determined from the matrix elements of $R(u)$ as shown in Fig. 5. For a two-state vertex model, the states 1 and 2 will be associated with an up-arrow and a down-arrow, respectively, while for a three-state model, the states 1,2 and 3 will be associated with an up-arrow, an empty edge and a down-arrow, respectively.

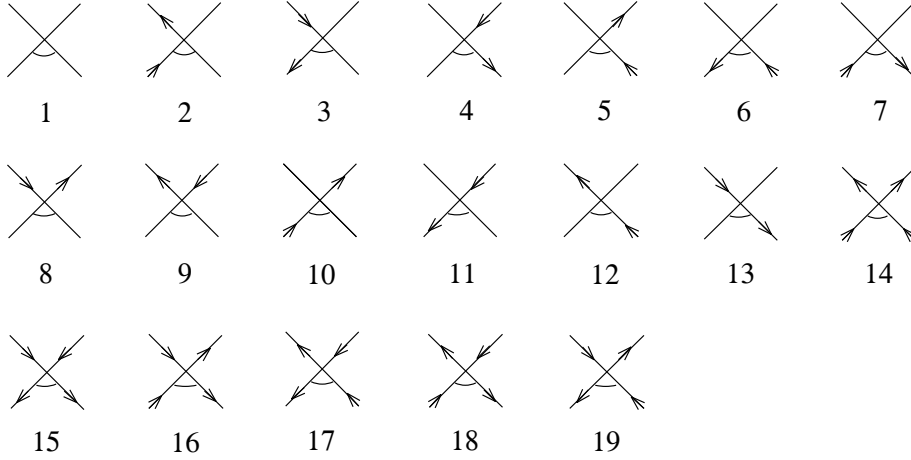


Figure 3: Allowed bulk vertices for integrable two- and three-state vertex models studied in this paper. Vertex i has an associated Boltzmann weight w_i .



Figure 4: Allowed boundary vertices for the vertex models concerned. The left (respectively, right) boundary vertices have Boltzmann weights w_i^L (respectively, w_i^R).

Define the monodromy matrices

$$T(u, \boldsymbol{\omega}) = R_{a1}(u + \omega_1)R_{a2}(u + \omega_2) \cdots R_{aN}(u + \omega_N), \quad (2.2)$$

$$\tilde{T}(u, \boldsymbol{\omega}) = R_{Na}(u - \omega_N) \cdots R_{2a}(u - \omega_2)R_{1a}(u - \omega_1), \quad (2.3)$$

where a denotes the auxiliary space and the quantities ω_i are “inhomogeneities”. Graphically, a labels the horizontal direction whereas $1, \dots, N$ label the columns of the square lattice (from left to right). Due to the Yang-Baxter equation (2.1), the monodromy matrix $T(u, \boldsymbol{\omega})$ satisfies the intertwining relation

$$R_{12}(u - v) \overset{1}{T}(u, \boldsymbol{\omega}) \overset{2}{T}(v, \boldsymbol{\omega}) = \overset{2}{T}(v, \boldsymbol{\omega}) \overset{1}{T}(u, \boldsymbol{\omega}) R_{12}(u - v), \quad (2.4)$$

where $\overset{1}{T}(u, \boldsymbol{\omega}) = T(u, \boldsymbol{\omega}) \otimes 1$ and $\overset{2}{T}(u, \boldsymbol{\omega}) = 1 \otimes T(u, \boldsymbol{\omega})$ etc. It then follows that the row-to-row transfer matrix $\tau(u, \boldsymbol{\omega}) = \text{tr } T(u, \boldsymbol{\omega})$, where the trace is over the auxiliary

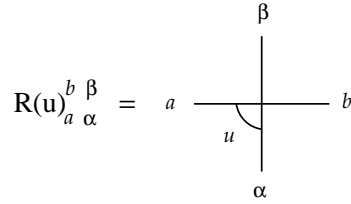


Figure 5: Graphical depiction of a matrix element of $R(u)$. The indices run from 1 to n for an n -state model.

space, forms a commuting family:

$$[\tau(u, \boldsymbol{\omega}), \tau(v, \boldsymbol{\omega})] = 0. \quad (2.5)$$

To determine an integrable vertex model on the lattice \mathcal{L} , it is first necessary that the bulk vertex weights be specified by an R -matrix $R(u)$ as described above – together with a $+45^\circ$ rotation (cf. Fig. 3). The boundary weights then follow, as we shall see, from K -matrices which satisfy boundary versions of the Yang-Baxter equation [7, 11]. We will require [13] that $R(u)$ satisfies the following properties

$$\text{regularity} : R_{12}(0) = \rho(0)^{1/2} \mathcal{P}_{12}, \quad (2.6)$$

$$\text{unitarity} : R_{12}(u) R_{12}^{t_1 t_2}(-u) = \rho(u), \quad (2.7)$$

$$PT\text{-symmetry} : \mathcal{P}_{12} R_{12}(u) \mathcal{P}_{12} = R_{12}(u)^{t_1 t_2}, \quad (2.8)$$

$$\text{crossing-symmetry} : R_{12}(u) = V^1 R_{12}^{t_2}(-u - \eta) V^{-1}. \quad (2.9)$$

Here, $\rho(u)$ is an even scalar function, \mathcal{P} is the exchange operator defined by $\mathcal{P}(f \otimes g) = (g \otimes f)$, t_i denotes transposition in the space i , η is the crossing parameter and V determines the crossing matrix $M \equiv V^t V = M^t$. The crossing-symmetry can be replaced by a weaker symmetry [14], as will be necessary when we consider the $A_2^{(1)}$ model in Section 5. We note that unitarity and crossing-symmetry together imply the useful relation

$$M^1 R_{12}^{t_2}(-u - \eta) M^{-1} R_{12}^{t_1}(u - \eta) = \rho(u). \quad (2.10)$$

Furthermore, we see that unitarity implies $T(u, \boldsymbol{\omega}) \tilde{T}(-u, \boldsymbol{\omega}) = \prod_{i=1}^N \rho(u - \omega_i)$. Therefore, up to a scalar factor, $\tilde{T}(-u, \boldsymbol{\omega})$ is the inverse of $T(u, \boldsymbol{\omega})$. Both monodromy matrices (2.2) and (2.3) are necessary in order to construct integrable models on the lattice \mathcal{L} .

The boundary versions of the Yang-Baxter equation are given by [7, 13]

$$R_{12}(u - v) K^- (u) R_{12}^{t_1 t_2}(u + v) K^- (v) =$$

$$K^- (v) R_{12}(u+v) K^- (u) R_{12}^{t_1 t_2}(u-v), \quad (2.11)$$

$$R_{12}(-u+v) (K^+)^{t_1} (u) M^{-1} R_{12}^{t_1 t_2}(-u-v-2\eta) M (K^+)^{t_2} (v) = \\ (K^+)^{t_2} (v) M R_{12}(-u-v-2\eta) M^{-1} (K^+)^{t_1} (u) R_{12}^{t_1 t_2}(-u+v), \quad (2.12)$$

where $K^- (u) = K^-(u) \otimes 1$, $\overset{2}{K}^- (u) = 1 \otimes K^-(u)$ etc. In practice, if $K^-(u)$ is a solution of (2.11) then

$$K^+(u) = K^-(-u-\eta)^t M \quad (2.13)$$

is a solution of (2.12). Define the ‘‘doubled monodromy matrix’’ $U(u, \boldsymbol{\omega})$ by

$$U(u, \boldsymbol{\omega}) = T(u, \boldsymbol{\omega}) K^-(u) \tilde{T}(u, \boldsymbol{\omega}), \quad (2.14)$$

with the multiplication in the auxiliary space a . By (2.11) we have the ‘‘intertwining relation’’

$$R_{12}(u-v) \overset{1}{U}(u, \boldsymbol{\omega}) R_{12}^{t_1 t_2}(u+v) \overset{2}{U}(v, \boldsymbol{\omega}) = \\ \overset{2}{U}(v, \boldsymbol{\omega}) R_{12}(u+v) \overset{1}{U}(u, \boldsymbol{\omega}) R_{12}^{t_1 t_2}(u-v). \quad (2.15)$$

The main result is the following: If the boundary equations (2.11) and (2.12) are satisfied, then Sklyanin’s transfer matrix [7, 13]

$$t(u, \boldsymbol{\omega}) = \text{tr} K^+(u) U(u, \boldsymbol{\omega}), \quad (2.16)$$

where the trace is again in the auxiliary space a , forms a commuting family:

$$[t(u, \boldsymbol{\omega}), t(v, \boldsymbol{\omega})] = 0. \quad (2.17)$$

The proof of commutativity [7] involves showing that the object

$$\text{tr}_{12} B_{12}(u, v)^{t_1 t_2} A_{12}(u, v), \quad (2.18)$$

where $A_{12}(u, v)$ and $B_{12}(u, v)$ are the left (respectively, right) hand sides of (2.12) and (2.15), can be manipulated using unitarity (2.7), equation (2.10), and the properties of the trace tr and transposition t_i to obtain $t(u, \boldsymbol{\omega}) t(v, \boldsymbol{\omega})$ (respectively, $t(v, \boldsymbol{\omega}) t(u, \boldsymbol{\omega})$) times the scalar factor $\rho(u-v)\rho(u+v+\eta)$. The transfer matrix $t(u, \boldsymbol{\omega})$ has an interesting graphical interpretation [11]. Let $\boldsymbol{\alpha} = (\alpha_1, \dots, \alpha_N)$ denote a state in $(\mathbf{C}^n)^{\otimes N}$. Then the matrix element $t(u, \boldsymbol{\omega})_{\boldsymbol{\alpha}}^{\boldsymbol{\beta}}$ is given by

$$t(u, \boldsymbol{\omega})_{\boldsymbol{\alpha}}^{\boldsymbol{\beta}} = K_{ab}^+(u) (T_{bc}(u, \boldsymbol{\omega}))_{\alpha_1 \dots \alpha_N}^{\gamma_1 \dots \gamma_N} K_{cd}^-(u) (\tilde{T}_{da}(u, \boldsymbol{\omega}))_{\gamma_1 \dots \gamma_N}^{\beta_1 \dots \beta_N}, \quad (2.19)$$

and is represented graphically by Fig. 6.

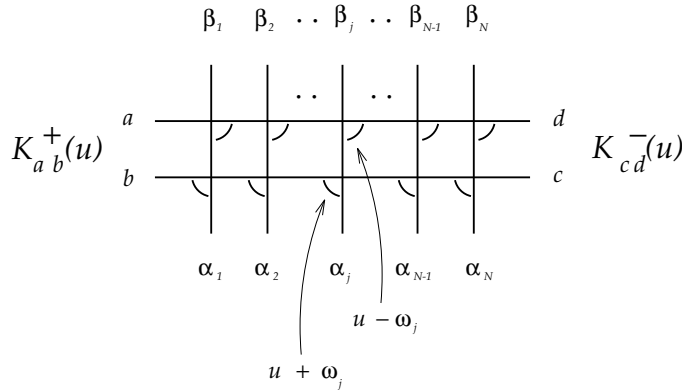


Figure 6: The Sklyanin transfer matrix $t(u, \omega)$. The positioning of the “rapidities” $u \pm \omega_i$ is crucial. All internal edges (including the ones labelled by a, b, c, d are summed over.

The commutativity of $t(u, \omega)$ implies integrability of the open quantum spin chain with Hamiltonian [7]

$$H = \sum_{k=1}^{N-1} H_{k,k+1} + \frac{1}{2} K_-^t(0) + \frac{\text{tr}_0 K_+(0) H_{N,0}}{\text{tr} K_+(0)} \quad (2.20)$$

whose two-site terms are given by

$$H_{k,k+1} = \left. \frac{d}{du} \mathcal{P}_{k,k+1} R_{k,k+1}(u) \right|_{u=0}, \quad (2.21)$$

in the standard fashion.³ However it is not clear at this stage in what sense $t(u, \omega)$ is a “transfer matrix”. One answer is the following [11]: If the inhomogeneities ω_i are chosen appropriately then the transfer matrix can be interpreted as that for a vertex model on the lattice \mathcal{L} . More specifically, define the function $\omega^A(u)$ by

$$\left(\omega^A(u) \right)_j = (-)^{j+1} u, \quad (2.22)$$

$j = 1, \dots, N$. Then $t(u, \omega^A(u))$ is related to the transfer matrix $t_D(u)$ for a vertex model on the lattice \mathcal{L} . To see this it is most instructive to proceed graphically. Firstly, note that regularity of $R(u)$ implies that $R(0)$ has the graphical description given in Fig. 7. It is then apparent from Fig. 6 that $t(u, \omega^A(u)) \frac{\beta}{\alpha}$ has the graphical interpretation

³If the R matrix is in the “homogeneous gauge” so that $[\tilde{R}_{12}(u), \tilde{R}_{12}(v)] = 0$, then the choice $K^-(u) = 1, K^+(u) = M$ yields a quantum group-invariant Hamiltonian [21, 22].

$$R(0)_{a\alpha}^{b\beta} = \rho(0)^{1/2} \begin{array}{c} \beta \\ | \\ a \text{ --- } \text{---} b \\ | \\ \alpha \end{array}$$

Figure 7: Graphical depiction of $R(0)_{a\alpha}^{b\beta} = \rho(0)^{1/2} \delta_a^\beta \delta_\alpha^b$.

given in Fig. 8 (assuming N is even). Define now the “left and right boundary weights”

$$\begin{aligned} l_a^b(u) &= \sum_{cd} R_{da}^{bc}(2u) K_{cd}^+(u), \\ r_a^b(u) &= K_{ab}^-(u), \end{aligned} \quad (2.23)$$

which are depicted graphically in Fig. 9. It is now clear that Fig. 8 can be deformed into

$$K_{ab}^+(u) \begin{array}{c} \beta_1 \quad \beta_2 \quad \beta_3 \quad \beta_4 \quad \beta_5 \quad \beta_6 \\ | \quad | \quad | \quad | \quad | \quad | \\ a \text{ --- } \text{---} d \\ | \quad | \quad | \quad | \quad | \quad | \\ b \text{ --- } \text{---} c \\ | \quad | \quad | \quad | \quad | \quad | \\ \alpha_1 \quad \alpha_2 \quad \alpha_3 \quad \alpha_4 \quad \alpha_5 \quad \alpha_6 \end{array} K_{cd}^-(u) \quad \rho(0)^{N/2}$$

Figure 8: Graphical depiction of $t(u, \omega^A(u))$, the Sklyanin transfer matrix with alternating inhomogeneities. $N = 6$ in this figure.

Fig. 2 (modulo an overall scalar factor $\rho(0)^{N/2}$), upon replacing u by $u/2$. The naming of $l_a^b(u)$ and $r_a^b(u)$ is also justified even though, strictly speaking, these are boundary weights for a model with “spectral parameter” $2u$. The left and right boundary weights can be separately normalized, as can the bulk weights determined by the R -matrix. In practice, we will find it convenient to choose a normalization such that the bulk weight w_{14} and boundary weights w_1^R and w_1^L (i.e. where all edges are in the up-arrow state) are all unity. Thus we have the key relationship

$$t_D(u) = \rho(0)^{-N/2} \left(R_{11}^{11}(u) \right)^{-N+1} \frac{t(u/2, \omega^A(u/2))}{l_1^1(u/2) r_1^1(u/2)} \quad (2.24)$$

which defines an integrable vertex model on \mathcal{L} . The eigenvalues $\Lambda_D(u)$ of this transfer matrix are obtained once we have diagonalized the Sklyanin transfer matrix $t(u, \boldsymbol{\omega})$. To do this, the algebraic or the analytic Bethe ansatz (suitably generalized) will need to be used, depending on the model.

Given an R -matrix $R(u)$ which satisfies the Yang-Baxter equation, there are typically many inequivalent solutions to (2.11) for $K^-(u)$ (which are, of course, defined only up to an overall scalar factor since (2.11) is a homogeneous equation). In this paper we will only be concerned with diagonal K -matrices. These lead to boundary weights $r_a^b(u)$ and $l_a^b(u)$ which are non-zero only if $a = b$; i.e. to models for which there is “conservation of arrows across diagonals” and which can, in principle (but hardly in practice) also be solved with the coordinate Bethe ansatz.

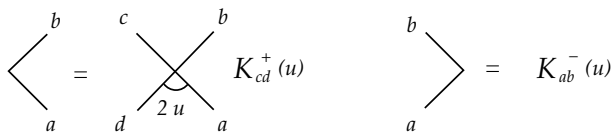


Figure 9: Graphical depiction of left and right boundary weights $l_a^b(u)$ and $r_a^b(u)$.

The “alternating inhomogeneities” $\boldsymbol{\omega}^A(u)$ also play a similar role in constructing diagonal-to-diagonal transfer matrices from inhomogeneous row-to-row ones in the case of periodic boundary conditions (cf. Refs. [23, 24]). It is important to appreciate that we *do not* have $[t_D(u), t_D(v)] = 0$ for the chosen u -dependent inhomogeneities. Thus we see that “integrability” on the lattice \mathcal{L} is inherited from a more abstract problem – commutativity of Sklyanin transfer matrices – instead of being manifestly so.

3 The six-vertex model

In Section 2 we described a procedure based on the quantum inverse scattering method for obtaining an integrable vertex model on the square lattice with open boundaries, related to well-known models integrable on the square lattice with *periodic* boundaries. This procedure has not previously been carried out in its entirety for any vertex model, although it has been pushed through [11] for the six-vertex model in a special case (with one special choice of K -matrices). In fact, solving this model with a general K -matrix does not involve much more work, especially since the diagonalization of $t(u, \boldsymbol{\omega})$ has already been done in Ref. [7]. We include it here for completeness and for pedagogical reasons.

The six-vertex model is associated with the vector (spin- $\frac{1}{2}$) representation of the (quantum) affine Lie algebra $A_1^{(1)}$. Its R -matrix reads:

$$R(u) = \begin{pmatrix} a(u) & & & & \\ & b(u) & c(u) & & \\ & c(u) & b(u) & & \\ & & & & a(u) \end{pmatrix}, \quad (3.1)$$

where

$$\begin{aligned} a(u) &= \sinh(u + \lambda), \\ b(u) &= \sinh(u), \\ c(u) &= \sinh(\lambda), \end{aligned} \quad (3.2)$$

and from this the monodromy matrices $T(u, \boldsymbol{\omega})$ and $\tilde{T}(u, \boldsymbol{\omega})$ are constructed according to (2.2) and (2.3). This R -matrix has the properties of regularity and unitarity, with $\rho(u) = \sinh(\lambda + u) \sinh(\lambda - u)$, P - and T -symmetry separately and crossing-symmetry with $M = 1$ and $\eta = \lambda$. The most general diagonal solution [9, 7] for $K^-(u)$ is given (up to an unimportant overall scalar function of u) by $K^-(u) = K(u, \xi_-)$ where

$$K(u, \xi) = \begin{pmatrix} \sinh(\xi + u) & \\ & \sinh(\xi - u) \end{pmatrix}, \quad (3.3)$$

with ξ being a free parameter. Because of the automorphism (2.13), solutions for $K^+(u)$ are given by $K^+(u) = K(-u - \lambda, \xi_+)$. The transfer matrix (2.16) with these K -matrices has been diagonalized with the algebraic Bethe ansatz, modified for open boundaries [7]. A main step in this method involves writing the doubled monodromy matrix $U(u, \boldsymbol{\omega})$ in the form

$$U(u, \boldsymbol{\omega}) = \begin{pmatrix} \mathcal{A}(u) & \mathcal{B}(u) \\ \mathcal{C}(u) & \mathcal{D}(u) \end{pmatrix} \quad (3.4)$$

and using the ‘‘intertwining relation’’ (2.15) to derive the commutation relations

$$\begin{aligned} \mathcal{B}(u)\mathcal{B}(v) &= \mathcal{B}(v)\mathcal{B}(u), \\ \mathcal{A}(u)\mathcal{B}(v) &= \frac{\sinh(\lambda + v - u) \sinh(u + v)}{\sinh(\lambda + u + v) \sinh(v - u)} \mathcal{B}(v)\mathcal{A}(u) - \\ &\quad \frac{\sinh(u + v) \sinh(\lambda)}{\sinh(\lambda + u + v) \sinh(v - u)} \mathcal{B}(u)\mathcal{A}(v) - \frac{\sinh(\lambda)}{\sinh(\lambda + u + v)} \mathcal{B}(u)\mathcal{D}(v), \\ \tilde{\mathcal{D}}(u)\mathcal{B}(v) &= -\frac{\sinh(u - v + \lambda) \sinh(u + v + 2\lambda)}{\sinh(v - u) \sinh(\lambda + u + v)} \mathcal{B}(u)\tilde{\mathcal{D}}(u) \\ &\quad + \frac{\sinh(\lambda) \sinh(2u + 2\lambda)}{\sinh(v - u) \sinh(2v + \lambda)} \mathcal{B}(u)\tilde{\mathcal{D}}(v) \\ &\quad + \frac{\sinh(\lambda) \sinh(2v) \sinh(2u + 2\lambda)}{\sinh(2v + \lambda) \sinh(u + v + \lambda)} \mathcal{B}(u)\mathcal{A}(v), \end{aligned} \quad (3.5)$$

where $\tilde{\mathcal{D}}(u) = \sinh(\lambda + 2u)\mathcal{D}(u) - \sinh(\lambda)\mathcal{A}(u)$. The transfer matrix $t(u, \boldsymbol{\omega})$ can now be written (using (2.16), (2.14) and (3.4)) as

$$t(u, \boldsymbol{\omega}) = \frac{\sinh(\xi_+ + u + \lambda)}{\sinh(2u + \lambda)} \tilde{\mathcal{D}}(u) + \frac{\sinh(\xi_+ - u) \sinh(2u + 2\lambda)}{\sinh(2u + \lambda)} \mathcal{A}(u). \quad (3.6)$$

The algebraic Bethe ansatz says that $t(u, \boldsymbol{\omega})$ is diagonal on the states $|u_1, \dots, u_M\rangle = \mathcal{B}(u_1) \dots \mathcal{B}(u_M)|\Omega\rangle$, where the pseudovacuum $|\Omega\rangle$ is the state with all arrows up. The component $\mathcal{B}(u)$ of $U(u, \boldsymbol{\omega})$ acts as a creation operator while $\mathcal{C}(u)$, which kills $|\Omega\rangle$, acts as an annihilation operator. Furthermore both $\mathcal{A}(u)$ and $\mathcal{D}(u)$ are diagonal on $|\Omega\rangle$. To obtain the eigenvalue $\Lambda(u, \boldsymbol{\omega})$ of $t(u, \boldsymbol{\omega})$ on $|u_1, \dots, u_M\rangle$, one uses the commutation relations (3.5) to move $\mathcal{A}(u)$ and $\tilde{\mathcal{D}}(u)$ in (3.6) past the $\mathcal{B}(u_j)$, thus obtaining the “wanted terms”

$$\begin{aligned} \Lambda(u, \boldsymbol{\omega}) &= \alpha(u, \boldsymbol{\omega}) \frac{\sinh(\xi_+ - u) \sinh(2u + 2\lambda)}{\sinh(2u + \lambda)} \prod_{j=1}^M \frac{\sinh(u - \lambda - u_j) \sinh(u + u_j)}{\sinh(u + \lambda + u_j) \sinh(u - u_j)} \\ &+ \tilde{\delta}(u, \boldsymbol{\omega}) \frac{\sinh(\xi_+ + u + \lambda)}{\sinh(2u + \lambda)} \prod_{j=1}^M \frac{\sinh(u + \lambda - u_j) \sinh(u + 2\lambda + u_j)}{\sinh(u + \lambda + u_j) \sinh(u - u_j)}, \end{aligned} \quad (3.7)$$

where $\alpha(u, \boldsymbol{\omega})$ and $\tilde{\delta}(u, \boldsymbol{\omega})$ are the values taken on $|\Omega\rangle$ by $\mathcal{A}(u)$ and $\tilde{\mathcal{D}}(u)$ respectively. The “unwanted terms” in this procedure cancel (and $\Lambda(u, \boldsymbol{\omega})$ becomes analytic in u) only if the numbers u_k satisfy, for all k , the equations

$$-\frac{\alpha(u_k, \boldsymbol{\omega}) \sinh(u_k + \xi_+) \sinh(2u_k)}{\tilde{\delta}(u_k, \boldsymbol{\omega}) \sinh(u_k - \xi_+ + \lambda)} = \prod_{j \neq k}^M \frac{\sinh(u_k + u_j + 2\lambda) \sinh(u_k - u_j + \lambda)}{\sinh(u_k + u_j) \sinh(u_k - u_j - \lambda)} \quad (3.8)$$

It is not hard to show - e.g. by graphical means (Fig. 6) - that

$$\begin{aligned} \alpha(u, \boldsymbol{\omega}) &= \sinh(\xi_- + u) \prod_{i=1}^N a(u + \omega_i) a(u - \omega_i), \\ \tilde{\delta}(u, \boldsymbol{\omega}) &= \sinh(\xi_- - u - \lambda) \sinh(2u) \prod_{i=1}^N b(u + \omega_i) b(u - \omega_i). \end{aligned} \quad (3.9)$$

After the shift $u_j \rightarrow u_j - \lambda/2$, the Bethe ansatz equations (3.8) take on the symmetric form

$$\begin{aligned} &\left\{ \frac{\sinh(u_k - \xi_+ - \frac{\lambda}{2}) \sinh(u_k + \xi_- - \frac{\lambda}{2})}{\sinh(u_k + \xi_+ + \frac{\lambda}{2}) \sinh(u_k - \xi_- + \frac{\lambda}{2})} \right\} \prod_{i=1}^N \frac{\sinh(u_k + \omega_i + \frac{\lambda}{2}) \sinh(u_k - \omega_i + \frac{\lambda}{2})}{\sinh(u_k + \omega_i - \frac{\lambda}{2}) \sinh(u_k - \omega_i - \frac{\lambda}{2})} \\ &= \prod_{j \neq k}^M \frac{\sinh(u_k + u_j + \lambda) \sinh(u_k - u_j + \lambda)}{\sinh(u_k + u_j - \lambda) \sinh(u_k - u_j - \lambda)} \end{aligned} \quad (3.10)$$

The equations (3.7) and (3.10) were obtained in [7] in the study of the spin- $\frac{1}{2}$ XXZ chain with open boundaries.

With the specialization of the inhomogeneities to $\boldsymbol{\omega} = \boldsymbol{\omega}^A(u)$ defined by (2.22), the second term of $\Lambda(u, \boldsymbol{\omega})$ in (3.7) vanishes due to $\tilde{\delta}(u, \boldsymbol{\omega}^A(u)) = 0$. Thus we have (after the shift $u_j \rightarrow u_j - \lambda/2$)

$$\Lambda(u, \boldsymbol{\omega}^A(u)) = \sinh(\xi_+ - u) \sinh(2u + 2\lambda) \sinh(\xi_- + u) a(2u)^{N-1} \rho(0)^{N/2} A(u), \quad (3.11)$$

where

$$A(u) = \prod_{j=1}^M \frac{\sinh(u - u_j - \frac{\lambda}{2}) \sinh(u + u_j - \frac{\lambda}{2})}{\sinh(u + u_j + \frac{\lambda}{2}) \sinh(u - u_j + \frac{\lambda}{2})}. \quad (3.12)$$

From the definitions (2.23) we find that the left and right boundary weights are given by

$$\begin{aligned} r_1^1(u) &= \sinh(\xi_- + u) \\ r_2^2(u) &= \sinh(\xi_- - u) \\ l_1^1(u) &= \sinh(2u + 2\lambda) \sinh(\xi_+ - u) \\ l_2^2(u) &= l_1^1(u) \frac{\sinh(\xi_+ + u)}{\sinh(\xi_+ - u)}. \end{aligned} \quad (3.13)$$

Therefore the eigenvalue $\Lambda_D(u)$ of the transfer matrix $t_D(u)$ is (according to (2.24) and (3.11))

$$\Lambda_D(u) = A(u/2), \quad (3.14)$$

with $A(u)$ defined by (3.12). The associated Bethe ansatz equations are given by

$$\begin{aligned} &\left\{ \frac{\sinh(u_k - \xi_+ - \frac{\lambda}{2}) \sinh(u_k + \xi_- - \frac{\lambda}{2})}{\sinh(u_k + \xi_+ + \frac{\lambda}{2}) \sinh(u_k - \xi_- + \frac{\lambda}{2})} \right\} \left[\frac{\sinh(u_k + \frac{u}{2} + \frac{\lambda}{2}) \sinh(u_k - \frac{u}{2} + \frac{\lambda}{2})}{\sinh(u_k + \frac{u}{2} - \frac{\lambda}{2}) \sinh(u_k - \frac{u}{2} - \frac{\lambda}{2})} \right]^N \\ &= \prod_{j \neq k}^M \frac{\sinh(u_k + u_j + \lambda) \sinh(u_k - u_j + \lambda)}{\sinh(u_k + u_j - \lambda) \sinh(u_k - u_j - \lambda)} \end{aligned} \quad (3.15)$$

When $\xi_{\pm} \rightarrow -\infty$, the term in braces on the left hand side of (3.15) becomes unity.⁴ This is the case for which an integrable vertex model on \mathcal{L} has been previously worked out [11] using the same procedure. This case has also been obtained using the coordinate Bethe ansatz in Ref. [5] and is referred to there as the Potts model with free boundaries. In fact, the coordinate Bethe ansatz also allows the general case to be solved; the Bethe ansatz equations obtained in Ref. [5] can presumably be recast in the form (3.15).

⁴With this choice of K -matrices, the associated open boundary spin- $\frac{1}{2}$ XXZ chain defined by (2.20) has $U_q(su(2))$ -invariance [22, 21, 11].

4 The Zamolodchikov-Fateev model

The simplest three-state vertex model is the Zamolodchikov-Fateev 19-vertex [25] or the $A_1^{(1)}$ model in the symmetric rank-2 tensor (spin-1) representation [26] and can be constructed from the six-vertex model using the fusion procedure. The associated quantum spin chain is the spin-1 XXZ model. The R -matrix is given by⁵

$$R(u) = \left(\begin{array}{c|c|c} a & & \\ \hline & b & d \\ \hline & c & e \\ \hline & d & b \\ \hline & e & g \\ \hline & f & e \\ \hline & & b \\ \hline & & d \\ \hline & & c \\ \hline & & b \\ \hline & & a \end{array} \right), \quad (4.1)$$

with

$$\begin{aligned} a(u) &= \sinh(u + 2\lambda) \sinh(u + \lambda), \\ b(u) &= \sinh(u) \sinh(u + \lambda), \\ c(u) &= \sinh(u) \sinh(u - \lambda), \\ d(u) &= \sinh(2\lambda) \sinh(u + \lambda), \\ e(u) &= \sinh(u) \sinh(2\lambda), \\ f(u) &= \sinh(\lambda) \sinh(2\lambda), \\ g(u) &= b(u) + f(u). \end{aligned}$$

This R -matrix is regular and unitary, with $\rho(u) = \sinh(u + \lambda) \sinh(u - \lambda) \sinh(u + 2\lambda) \sinh(u - 2\lambda)$, P - and T -symmetric and crossing-symmetric with $M = 1$ and $\eta = \lambda$. The most general diagonal solution for $K^-(u)$ has been obtained in Ref. [17] and is given by $K^-(u) = K(u, \xi_-)$ where

$$K(u, \xi) = \begin{pmatrix} \sinh(u + \xi) \sinh(u - \lambda + \xi) & & \\ & -\sinh(u - \xi) \sinh(u - \lambda + \xi) & \\ & & \sinh(u - \xi) \sinh(u + \lambda - \xi) \end{pmatrix}. \quad (4.2)$$

Once again, due to the automorphism (2.13) solutions for $K^+(u)$ are given by $K^+(u) = K^-(-u - \lambda, \xi_+)$.

The transfer matrix $t(u, \omega)$ with these general K -matrices but without inhomogeneities ω_j has been diagonalized in Ref. [17] by generalizing the approach used to

⁵This is also the R -matrix associated with the vector representation of $B_1^{(1)}$ [15, 16].

solve the corresponding model with periodic boundaries. The model with inhomogeneities can be treated likewise. This involves the construction of an auxiliary transfer matrix

$${}_{\sigma}t(u, \boldsymbol{\omega}) = \text{tr} \left({}_{\sigma}K^+(u) {}_{\sigma}T(u) {}_{\sigma}K^-(u) {}_{\sigma}\tilde{T}(-u) \right). \quad (4.3)$$

which commutes with $t(u, \boldsymbol{\omega})$. The auxiliary transfer matrix corresponds to that for a model whose monodromy matrices are constructed from a simpler R -matrix ${}_{\sigma}R(u)$ and whose K -matrices ${}_{\sigma}K^{\pm}(u)$ are those from the six-vertex model (3.3), but with the free parameters shifted according to $\xi_- \rightarrow \xi_- - \frac{\lambda}{2}$ and $\xi_+ \rightarrow -\xi_+ + \frac{\lambda}{2}$. The R -matrix ${}_{\sigma}R(u)$ in turn is given by

$${}_{\sigma}R(u) = \left(\begin{array}{cc|cc} \bar{a} & \bar{b} & \bar{d} & \bar{d} \\ & \bar{c} & & \bar{d} \\ \hline & \bar{d} & \bar{c} & \\ \bar{d} & & & \bar{b} \\ & & & \bar{a} \end{array} \right), \quad (4.4)$$

with

$$\begin{aligned} \bar{a} &= \sinh(u + \frac{3\lambda}{2}), \\ \bar{b} &= \sinh(u + \frac{\lambda}{2}), \\ \bar{c} &= \sinh(u - \frac{\lambda}{2}), \\ \bar{d} &= [\sinh(\lambda) \sinh(2\lambda)]^{1/2}, \end{aligned}$$

and is associated to the tensor product of a spin- $\frac{1}{2}$ and a spin-1 representation of $A_1^{(1)}$ [27].

The monodromy matrices ${}_{\sigma}T(u)$ are 2×2 and thus the auxiliary transfer matrix ${}_{\sigma}t(u, \boldsymbol{\omega})$ can be diagonalized with the algebraic Bethe ansatz [17] in the same manner as for the six-vertex model in Section 3. Leaving out the details, we find that the eigenvalue in the inhomogeneous case is given by

$$\begin{aligned} {}_{\sigma}\Lambda(u, \boldsymbol{\omega}) &= \alpha(u) \frac{\sinh(2u + 2\lambda)}{\sinh(2u + \lambda)} \prod_{i=1}^N \bar{a}(u + \omega_i) \bar{a}(u - \omega_i) A(u) \\ &+ \beta(u) \frac{\sinh(2u)}{\sinh(2u + \lambda)} \prod_{i=1}^N \bar{c}(u + \omega_i) \bar{c}(u - \omega_i) B(u), \end{aligned} \quad (4.5)$$

where

$$\alpha(u) = \sinh(u + \xi_- - \frac{\lambda}{2}) \sinh(u - \xi_+ + \frac{\lambda}{2}), \quad (4.6)$$

$$\beta(u) = \sinh(u - \xi_- + \frac{3\lambda}{2}) \sinh(u + \xi_+ + \frac{\lambda}{2}), \quad (4.7)$$

$$A(u) = \prod_{j=1}^M \frac{\sinh(u - u_j - \frac{\lambda}{2}) \sinh(u + u_j - \frac{\lambda}{2})}{\sinh(u - u_j + \frac{\lambda}{2}) \sinh(u + u_j + \frac{\lambda}{2})}, \quad (4.8)$$

$$B(u) = \prod_{j=1}^M \frac{\sinh(u - u_j + \frac{3\lambda}{2}) \sinh(u + u_j + \frac{3\lambda}{2})}{\sinh(u - u_j + \frac{\lambda}{2}) \sinh(u + u_j + \frac{\lambda}{2})}. \quad (4.9)$$

The eigenvalue for the original transfer matrix $t(u, \boldsymbol{\omega})$ is related to that for the auxiliary one by

$$\Lambda(u, \boldsymbol{\omega}) = \gamma(u) {}_{\sigma}\Lambda(u - \frac{\lambda}{2}, \boldsymbol{\omega}) {}_{\sigma}\Lambda(u + \frac{\lambda}{2}, \boldsymbol{\omega}) + \delta(u) \quad (4.10)$$

where we have defined

$$\begin{aligned} \gamma(u) &= \frac{\sinh(2u) \sinh(2u + 2\lambda)}{\sinh(2u + \lambda)^2}, \\ \delta(u) &= -\alpha(u - \frac{\lambda}{2})\beta(u + \frac{\lambda}{2}) \frac{\sinh(2u + 3\lambda) \sinh(2u - \lambda)}{\sinh(2u + \lambda)^2} \prod_{i=1}^N \bar{e}(u + \omega_i) \bar{e}(u - \omega_i), \\ \bar{e}(u) &= \sinh(u + 2\lambda) \sinh(u - \lambda). \end{aligned} \quad (4.11)$$

The Bethe ansatz equations satisfied by the roots u_j are the same ones as for the auxiliary transfer matrix, namely for all k :

$$\begin{aligned} &\frac{\sinh(u_k + \xi_- - \lambda) \sinh(u_k - \xi_+)}{\sinh(u_k - \xi_- + \lambda) \sinh(u_k + \xi_+)} \prod_{i=1}^N \frac{\sinh(u_k - \omega_i + \lambda) \sinh(u_k + \omega_i + \lambda)}{\sinh(u_k - \omega_i - \lambda) \sinh(u_k + \omega_i - \lambda)} \\ &= \prod_{j \neq k}^M \frac{\sinh(u_k - u_j + \lambda) \sinh(u_k + u_j + \lambda)}{\sinh(u_k - u_j - \lambda) \sinh(u_k + u_j - \lambda)}. \end{aligned} \quad (4.12)$$

When $\omega_i = 0$ these are the Bethe ansatz equations which determine the energy spectrum for the spin-1 XXZ chain with open boundaries [17]. If, in addition, we choose $\xi_{\pm} \rightarrow -\infty$ then the spin chain has $U_q(su(2))$ -invariance [17].

With the alternating inhomogeneities $\boldsymbol{\omega} = \boldsymbol{\omega}^A(u)$, the transfer matrix eigenvalue evaluates to

$$\begin{aligned} \Lambda(u, \boldsymbol{\omega}^A(u)) &= \alpha(u - \frac{\lambda}{2})\alpha(u + \frac{\lambda}{2}) \sinh(2u + 2\lambda) \sinh(2u + 3\lambda) \\ &\quad \times \bar{a}(2u)^{N-1} \rho(0)^{N/2} A(u). \end{aligned} \quad (4.13)$$

Once again, only one term survives. This seems to be a generic feature of all vertex models on the lattice \mathcal{L} , as the coordinate Bethe ansatz would also confirm. By substituting the expressions for the R - and K -matrices into (2.23), the left and right boundaries $l_a^b(u)$ and $r_a^b(u)$ are found to be

$$\begin{aligned} l_1^1(u) &= \sinh(2u + 2\lambda) \sinh(2u + 3\lambda) \sinh(\xi_+ - u) \sinh(\xi_+ - \lambda - u), \\ l_2^2(u) &= l_1^1(u) \frac{\sinh(\xi_+ - \lambda + u)}{\sinh(\xi_+ - \lambda - u)}, \\ l_3^3(u) &= l_1^1(u) \frac{\sinh(\xi_+ + u) \sinh(\xi_+ - \lambda + u)}{\sinh(\xi_+ - u) \sinh(\xi_+ - \lambda - u)}, \\ r_1^1(u) &= \sinh(u + \xi_-) \sinh(u - \lambda + \xi_-), \\ r_2^2(u) &= r_1^1(u) \frac{\sinh(\xi_- - u)}{\sinh(u + \xi_-)}, \\ r_3^3(u) &= r_1^1(u) \frac{\sinh(u - \xi_-) \sinh(u + \lambda - \xi_-)}{\sinh(u + \xi_-) \sinh(u - \lambda + \xi_-)}. \end{aligned} \quad (4.14)$$

It is then straightforward to show that $l_1^1(u)r_1^1(u) = \sinh(2u + 2\lambda) \sinh(2u + 3\lambda)\alpha(u - \frac{\lambda}{2})\alpha(u + \frac{\lambda}{2})$. Thus the eigenvalue expression for the diagonal-to-diagonal transfer matrix $t_D(u)$ is simply (cf. equations (4.13) and (2.24))

$$\Lambda_D(u) = A(u/2), \quad (4.15)$$

where $A(u)$ is defined in (4.8), if we normalize all Boltzmann weights such that $w_{14} = w_1^L = w_1^R = 1$. The corresponding Bethe ansatz equations are given by

$$\begin{aligned} & \frac{\sinh(u_k + \xi_- - \lambda) \sinh(u_k - \xi_+)}{\sinh(u_k - \xi_- + \lambda) \sinh(u_k + \xi_+)} \left[\frac{\sinh(u_k - \frac{u}{2} + \lambda) \sinh(u_k + \frac{u}{2} + \lambda)}{\sinh(u_k - \frac{u}{2} - \lambda) \sinh(u_k + \frac{u}{2} - \lambda)} \right]^N \\ &= \prod_{j \neq k}^M \frac{\sinh(u_k - u_j + \lambda) \sinh(u_k + u_j + \lambda)}{\sinh(u_k - u_j - \lambda) \sinh(u_k + u_j - \lambda)}. \end{aligned} \quad (4.16)$$

The case where $\xi_- = u/2 + 2\lambda$ and $\xi_+ = -u/2 - \lambda$ has previously been obtained via the coordinate Bethe ansatz [28].

5 The $A_2^{(1)}$ vertex model

The R -matrix associated with the affine algebra $A_2^{(1)}$ in the vector representation is given by [29, 30]

$$R(u) = \left(\begin{array}{cc|cc} a & & & \\ & b & c & \\ \hline & & b & c \\ d & & & \\ \hline & & a & \\ & & b & c \\ \hline & & d & b \\ & & & b \\ & & & a \end{array} \right), \quad (5.1)$$

where

$$\begin{aligned} a(u) &= \sinh(u + \lambda), \\ b(u) &= \sinh(u), \\ c(u) &= e^u \sinh(\lambda), \\ d(u) &= e^{-u} \sinh(\lambda). \end{aligned}$$

This R -matrix has the properties of regularity and unitarity, with $\rho(u) = \sinh(\lambda + u) \sinh(\lambda - u)$, PT -symmetry and a weak version of crossing-symmetry [14, 31]

$$\left(\left((R_{12}(u)^{t_2})^{-1} \right)^{t_2} \right)^{-1} = f(u) M^2 R_{12}(u + 2\eta) M^{-2}, \quad (5.2)$$

with $\eta = 3\lambda/2$, $M = \text{diag}(e^{2\lambda}, 1, e^{-2\lambda})$ and scalar factor

$$f(u) = \frac{\sinh(u) \sinh(u + 3\lambda)}{\sinh(u + 2\lambda) \sinh(u + 4\lambda)}. \quad (5.3)$$

With the property (5.2) replacing crossing-symmetry, the condition (2.12) on $K^+(u)$ for integrability remains valid [14], with the automorphism (2.13) again holding. It is easy to see that $K^-(u) = 1$ is a solution of (2.11) for the present model, as with all the models considered here. The most general diagonal solution [31] for $K^-(u)$ is given by $K^-(u) = K(u, \xi_-, l_-)$ where

$$K_{aa}(u, \xi, l) = \begin{cases} \sinh(\xi - u)e^u & 1 \leq a \leq l \\ \sinh(\xi + u)e^{-u} & l + 1 \leq a \leq 3 \end{cases}, \quad (5.4)$$

where ξ is arbitrary and l can be either 1, 2 or 3. By (2.13) solutions for $K^+(u)$ follow, with corresponding ξ_+ and l_+ .

The most general commuting transfer matrix $t(u, \boldsymbol{\omega})$ then depends on the four parameters ξ_{\pm}, l_{\pm} . This transfer matrix has recently been diagonalized with the nested Bethe ansatz [19], generalizing an earlier result [18] valid for the case $K^-(u) = 1$ and $K^+(u) = M$, which leads to an $U_q(\mathfrak{su}(3))$ -invariant spin chain [21]. In fact these authors studied the whole family of $A_n^{(1)}$, $n \geq 1$ vertex models. We will only be interested here in the three cases where $l_- = l_+$. Note that the case $l_+ = l_- = 3$ is actually equivalent to the $U_q(\mathfrak{su}(3))$ -invariant case, by rescaling the K -matrices. The expression for the eigenvalue $\Lambda(u, \boldsymbol{\omega})$ can be written as

$$\begin{aligned} \Lambda(u, \boldsymbol{\omega}) &= \alpha(u) \frac{\sinh(2u + 3\lambda)}{\sinh(2u + \lambda)} \prod_{i=1}^N a(u + \omega_i) a(u - \omega_i) A(u) \\ &+ \beta(u) \frac{\sinh(2u) \sinh(2u + 3\lambda)}{\sinh(2u + \lambda) \sinh(2u + 2\lambda)} \prod_{j=1}^N b(u + \omega_j) b(u - \omega_j) B(u) C(u) \\ &+ \gamma(u) \frac{\sinh(2u)}{\sinh(2u + 2\lambda)} \prod_{i=1}^N b(u + \omega_i) b(u - \omega_i) D(u) \end{aligned} \quad (5.5)$$

where

$$A(u) = \prod_{j=1}^{M_1} \frac{\sinh(u + \mu_j^{(1)} - \frac{\lambda}{2}) \sinh(u - \mu_j^{(1)} - \frac{\lambda}{2})}{\sinh(u + \mu_j^{(1)} + \frac{\lambda}{2}) \sinh(u - \mu_j^{(1)} + \frac{\lambda}{2})}, \quad (5.6)$$

$$B(u) = \prod_{j=1}^{M_1} \frac{\sinh(u + \mu_j^{(1)} + \frac{3\lambda}{2}) \sinh(u - \mu_j^{(1)} + \frac{3\lambda}{2})}{\sinh(u + \mu_j^{(1)} + \frac{\lambda}{2}) \sinh(u - \mu_j^{(1)} + \frac{\lambda}{2})}, \quad (5.7)$$

$$C(u) = \prod_{j=1}^{M_2} \frac{\sinh(u + \mu_j^{(2)} + \frac{\lambda}{2}) \sinh(u - \mu_j^{(2)} - \frac{\lambda}{2})}{\sinh(u + \mu_j^{(2)} + \frac{3\lambda}{2}) \sinh(u - \mu_j^{(2)} + \frac{\lambda}{2})}, \quad (5.8)$$

$$D(u) = \prod_{j=1}^{M_2} \frac{\sinh(u + \mu_j^{(2)} + \frac{5\lambda}{2}) \sinh(u - \mu_j^{(2)} + \frac{3\lambda}{2})}{\sinh(u + \mu_j^{(2)} + \frac{3\lambda}{2}) \sinh(u - \mu_j^{(2)} + \frac{\lambda}{2})}. \quad (5.9)$$

The (nested) Bethe ansatz equations follow from analyticity of $\Lambda(u, \boldsymbol{\omega})$ and are given by

$$\begin{aligned} \frac{\alpha(\mu_k^{(1)} - \frac{\lambda}{2})}{\beta(\mu_k^{(1)} - \frac{\lambda}{2})} &= \prod_{i=1}^N \frac{\sinh(\mu_k^{(1)} + \omega_i + \frac{\lambda}{2}) \sinh(\mu_k^{(1)} - \omega_i + \frac{\lambda}{2})}{\sinh(\mu_k^{(1)} + \omega_i - \frac{\lambda}{2}) \sinh(\mu_k^{(1)} - \omega_i - \frac{\lambda}{2})} \\ &= \prod_{j \neq k}^{M_1} \frac{\sinh(\mu_k^{(1)} + \mu_j^{(1)} + \lambda) \sinh(\mu_k^{(1)} - \mu_j^{(1)} + \lambda)}{\sinh(\mu_k^{(1)} + \mu_j^{(1)} - \lambda) \sinh(\mu_k^{(1)} - \mu_j^{(1)} - \lambda)} \\ &\quad \times \prod_{j=1}^{M_2} \frac{\sinh(\mu_k^{(1)} + \mu_j^{(2)} - \frac{\lambda}{2}) \sinh(\mu_k^{(1)} - \mu_j^{(2)} - \frac{\lambda}{2})}{\sinh(\mu_k^{(1)} + \mu_j^{(2)} + \frac{\lambda}{2}) \sinh(\mu_k^{(1)} - \mu_j^{(2)} + \frac{\lambda}{2})}, \end{aligned} \quad (5.10)$$

$$\begin{aligned} \frac{\beta(\mu_k^{(2)} - \frac{\lambda}{2})}{\gamma(\mu_k^{(2)} - \frac{\lambda}{2})} &= \prod_{j \neq k}^{M_2} \frac{\sinh(\mu_k^{(2)} + \mu_j^{(2)} + \lambda) \sinh(\mu_k^{(2)} - \mu_j^{(2)} + \lambda)}{\sinh(\mu_k^{(2)} + \mu_j^{(2)} - \lambda) \sinh(\mu_k^{(2)} - \mu_j^{(2)} - \lambda)} \\ &\quad \times \prod_{j=1}^{M_1} \frac{\sinh(\mu_k^{(2)} + \mu_j^{(1)} - \frac{\lambda}{2}) \sinh(\mu_k^{(2)} - \mu_j^{(1)} - \frac{\lambda}{2})}{\sinh(\mu_k^{(2)} + \mu_j^{(1)} + \frac{\lambda}{2}) \sinh(\mu_k^{(2)} - \mu_j^{(1)} + \frac{\lambda}{2})}, \end{aligned} \quad (5.11)$$

for all k . For the three types of boundaries under consideration the scalar factors α , β and γ are given by

(i) $l_- = l_+ = 1$:

$$\begin{aligned} \alpha(u) &= e^{\frac{\lambda}{2}} \sinh(\xi_- - u) \sinh(\xi_+ + u - \frac{\lambda}{2}) \\ \beta(u) = \gamma(u) &= e^{\frac{\lambda}{2}} \sinh(\xi_- + u + \lambda) \sinh(\xi_+ - u - \frac{3\lambda}{2}), \end{aligned} \quad (5.12)$$

(ii) $l_- = l_+ = 2$:

$$\begin{aligned} \alpha(u) = \beta(u) &= e^{-\frac{\lambda}{2}} \sinh(\xi_- - u) \sinh(\xi_+ + u + \frac{\lambda}{2}) \\ \gamma(u) &= e^{-\frac{\lambda}{2}} \sinh(\xi_- + u + 2\lambda) \sinh(\xi_+ - u - \frac{3\lambda}{2}) \end{aligned} \quad (5.13)$$

(iii) $l_- = l_+ = 3$:

$$\alpha(u) = \beta(u) = \gamma(u) = e^{-\frac{3\lambda}{2}} \sinh(\xi_- - u) \sinh(\xi_+ + u + \frac{3\lambda}{2}). \quad (5.14)$$

These expressions for $\alpha(u)$, $\beta(u)$ and $\gamma(u)$ follow from the results in Ref. [19], after a shift in ξ_+ necessary to match up with the different parametrization of $K^+(u)$ used therein.

We now specialize the inhomogeneities $\boldsymbol{\omega}$ to $\boldsymbol{\omega}^A(u)$. As usual, only the first term in the eigenvalue expression (5.5) survives:

$$\Lambda(u, \boldsymbol{\omega}^A(u)) = \alpha(u) \sinh(2u + 3\lambda) a(2u)^{N-1} \rho(0)^{N/2} A(u). \quad (5.15)$$

The right and left boundary weights $r_a^b(u)$ and $l_a^b(u)$ follow from the definitions (2.23), and for the three cases of interest read:

(i) $l_- = l_+ = 1$:

$$\begin{aligned}
l_1^1(u) &= \sinh(2u + 3\lambda) \sinh(u + \xi_+ - \frac{\lambda}{2}) e^{\lambda/2 - u}, \\
l_2^2(u) = l_3^3(u) &= l_1^1(u) e^{2u}, \\
r_1^1(u) &= \sinh(\xi_- - u) e^u, \\
r_2^2(u) = r_3^3(u) &= r_1^1(u) \frac{\sinh(\xi_- + u)}{\sinh(\xi_- - u)} e^{-2u},
\end{aligned} \tag{5.16}$$

(ii) $l_- = l_+ = 2$:

$$\begin{aligned}
l_1^1(u) = l_2^2(u) &= \sinh(2u + 3\lambda) \sinh(u + \xi_+ + \frac{\lambda}{2}) e^{-\lambda/2 - u}, \\
l_3^3(u) &= e^{2u} \frac{\sinh(\frac{\lambda}{2} + \xi_+ - u)}{\sinh(\frac{\lambda}{2} + \xi_+ + u)}, \\
r_1^1(u) = r_2^2(u) &= \sinh(\xi_- - u) e^u, \\
r_3^3(u) &= r_1^1(u) \frac{\sinh(\xi_- + u)}{\sinh(\xi_- - u)} e^{-2u},
\end{aligned} \tag{5.17}$$

(iii) $l_- = l_+ = 3$:

$$\begin{aligned}
l_1^1(u) = l_2^2(u) = l_3^3(u) &= \sinh(2u + 3\lambda) \sinh(u + \xi_+ + \frac{3\lambda}{2}) e^{-3\lambda/2 - u}, \\
r_1^1(u) = r_2^2(u) = r_3^3(u) &= \sinh(\xi_- - u) e^u.
\end{aligned} \tag{5.18}$$

From these we find that $l_1^1(u)r_1^1(u) = \alpha(u) \sinh(2u + 3\lambda)$ for all cases. Therefore if we normalize all the vertex weights such that $w_{14} = 1 = w_1^R = w_1^L$, the eigenvalue for the diagonal-to-diagonal transfer matrix $t_D(u)$ becomes (cf. (2.24) and (5.15)) simply $\Lambda_D(u) = A\left(\frac{u}{2}\right)$, with $A(u)$ defined in (5.6). The corresponding Bethe ansatz equations are given by (5.11) and

$$\begin{aligned}
&\frac{\alpha(\mu_k^{(1)} - \frac{\lambda}{2})}{\beta(\mu_k^{(1)} - \frac{\lambda}{2})} \left[\frac{\sinh(\mu_k^{(1)} + \frac{u}{2} + \frac{\lambda}{2}) \sinh(\mu_k^{(1)} - \frac{u}{2} + \frac{\lambda}{2})}{\sinh(\mu_k^{(1)} + \frac{u}{2} - \frac{\lambda}{2}) \sinh(\mu_k^{(1)} - \frac{u}{2} - \frac{\lambda}{2})} \right]^N \\
&= \prod_{j \neq k}^{M_1} \frac{\sinh(\mu_k^{(1)} + \mu_j^{(1)} + \lambda) \sinh(\mu_k^{(1)} - \mu_j^{(1)} + \lambda)}{\sinh(\mu_k^{(1)} + \mu_j^{(1)} - \lambda) \sinh(\mu_k^{(1)} - \mu_j^{(1)} - \lambda)} \\
&\quad \times \prod_{j=1}^{M_2} \frac{\sinh(\mu_k^{(1)} + \mu_j^{(2)} - \frac{\lambda}{2}) \sinh(\mu_k^{(1)} - \mu_j^{(2)} - \frac{\lambda}{2})}{\sinh(\mu_k^{(1)} + \mu_j^{(2)} + \frac{\lambda}{2}) \sinh(\mu_k^{(1)} - \mu_j^{(2)} + \frac{\lambda}{2})}.
\end{aligned} \tag{5.19}$$

6 The $A_2^{(2)}$ vertex model

The R -matrix for the Izergin-Korepin [32] or $A_2^{(2)}$ model [15, 16] is given by

$$R(u) = \left(\begin{array}{c|c|c} c & & \\ \hline & b & e \\ & d & g \\ \hline \bar{e} & b & f \\ & \bar{g} & a \\ & & b \\ \hline & \bar{f} & g \\ & & e \\ & & d \\ & & b \\ & & c \end{array} \right), \quad (6.1)$$

where

$$\begin{aligned} a(u) &= \sinh(u - 3\lambda) - \sinh(5\lambda) + \sinh(3\lambda) + \sinh(\lambda), \\ b(u) &= \sinh(u - 3\lambda) + \sinh(3\lambda), \\ c(u) &= \sinh(u - 5\lambda) + \sinh(\lambda), \\ d(u) &= \sinh(u - \lambda) + \sinh(\lambda), \\ e(u) &= -2e^{-\frac{u}{2}} \sinh(2\lambda) \cosh(\frac{u}{2} - 3\lambda), \\ \bar{e}(u) &= -2e^{\frac{u}{2}} \sinh(2\lambda) \cosh(\frac{u}{2} - 3\lambda), \\ f(u) &= -2e^{-u+2\lambda} \sinh(\lambda) \sinh(2\lambda) - e^{-\lambda} \sinh(4\lambda), \\ \bar{f}(u) &= 2e^{u-2\lambda} \sinh(\lambda) \sinh(2\lambda) - e^{\lambda} \sinh(4\lambda), \\ g(u) &= 2e^{-\frac{u}{2}+2\lambda} \sinh(\frac{u}{2}) \sinh(2\lambda), \\ \bar{g}(u) &= -2e^{\frac{u}{2}-2\lambda} \sinh(\frac{u}{2}) \sinh(2\lambda). \end{aligned}$$

This R -matrix has the properties of regularity and unitarity, with $\rho(u) = [\sinh(\lambda) + \sinh(u - 5\lambda)][\sinh(\lambda) - \sinh(u + 5\lambda)]$. It is also PT -symmetric and crossing-symmetric, with $\eta = -6\lambda - i\pi$ and

$$M = \text{diag}(e^{2\lambda}, 1, e^{-2\lambda}). \quad (6.2)$$

Diagonal solutions for $K^-(u)$ have been obtained in [13]. It turns out that there are only three solutions, being $K^-(u) = 1$, $K^-(u) = \Gamma^+(u)$ and $K^-(u) = \Gamma^-(u)$, with

$$\Gamma^\pm(u) = \begin{pmatrix} e^{-u}\psi^\pm(u) & & \\ & \phi^\pm(u) & \\ & & e^u\psi^\pm(u) \end{pmatrix}, \quad (6.3)$$

where we have defined

$$\psi^\pm(u) = \cosh\left(\frac{u}{2} - 3\lambda\right) \pm i \sinh\left(\frac{u}{2}\right) \quad (6.4)$$

$$\phi^\pm(u) = \cosh\left(\frac{u}{2} + 3\lambda\right) \mp i \sinh\left(\frac{u}{2}\right). \quad (6.5)$$

There is an absence of free parameters in these solutions, in contrast to the previous models. By the automorphism (2.13), three solutions for $K^+(u)$ follow. We have thus nine possibilities for the commuting transfer matrix $t(u, \boldsymbol{\omega})$. We will only be interested in the three cases

$$(i) \quad K^-(u) = 1, \quad K^+(u) = M,$$

$$(ii) \quad K^-(u) = \Gamma^+(u), \quad K^+(u) = \Gamma^+(-u + 6\lambda + i\pi)^t M,$$

$$(iii) \quad K^-(u) = \Gamma^-(u), \quad K^+(u) = \Gamma^-(-u + 6\lambda + i\pi)^t M.$$

The transfer matrix for case (i), whose corresponding spin-chain is $U_q(su(2))$ -invariant [21], has been diagonalized by the analytic Bethe ansatz in Ref. [33] for the homogeneous case $\omega_i = 0$. It is not difficult to introduce the inhomogeneities, and the result for the eigenvalue can be written as

$$\begin{aligned} \Lambda(u, \boldsymbol{\omega}) &= \prod_{i=1}^N c(u + \omega_i) c(u - \omega_i) \frac{\sinh(u - 6\lambda) \cosh(u - \lambda)}{\sinh(u - 2\lambda) \cosh(u - 3\lambda)} A(u) \\ &+ \prod_{i=1}^N b(u + \omega_i) b(u - \omega_i) \frac{\sinh(u) \sinh(u - 6\lambda)}{\sinh(u - 2\lambda) \sinh(u - 4\lambda)} B(u) \\ &+ \prod_{i=1}^N d(u + \omega_i) d(u - \omega_i) \frac{\sinh(u) \cosh(u - 5\lambda)}{\sinh(u - 4\lambda) \cosh(u - 3\lambda)} C(u), \end{aligned} \quad (6.6)$$

with

$$A(u) = \prod_{j=1}^m \frac{\sinh\left(\frac{1}{2}(u + u_j) + \lambda\right) \sinh\left(\frac{1}{2}(u - u_j) + \lambda\right)}{\sinh\left(\frac{1}{2}(u + u_j) - \lambda\right) \sinh\left(\frac{1}{2}(u - u_j) - \lambda\right)} \quad (6.7)$$

$$\begin{aligned} B(u) &= \prod_{j=1}^m \frac{\sinh\left(\frac{1}{2}(u + u_j) - 3\lambda\right) \sinh\left(\frac{1}{2}(u - u_j) - 3\lambda\right)}{\sinh\left(\frac{1}{2}(u + u_j) - \lambda\right) \sinh\left(\frac{1}{2}(u - u_j) - \lambda\right)} \\ &\times \prod_{j=1}^m \frac{\cosh\left(\frac{1}{2}(u + u_j)\right) \cosh\left(\frac{1}{2}(u - u_j)\right)}{\cosh\left(\frac{1}{2}(u + u_j) - 2\lambda\right) \cosh\left(\frac{1}{2}(u - u_j) - 2\lambda\right)} \end{aligned} \quad (6.8)$$

$$C(u) = \prod_{j=1}^m \frac{\cosh\left(\frac{1}{2}(u + u_j) - 4\lambda\right) \cosh\left(\frac{1}{2}(u - u_j) - 4\lambda\right)}{\cosh\left(\frac{1}{2}(u + u_j) - 2\lambda\right) \cosh\left(\frac{1}{2}(u - u_j) - 2\lambda\right)}. \quad (6.9)$$

For the above case, quantum group invariance was used to determine properties of the transfer matrix eigenvalue essential for the analytic Bethe ansatz to be pushed through. For the non-quantum group invariant cases, the analogous calculations have

not been carried out. Nevertheless, we expect the eigenvalue expression to be simply modified to

$$\begin{aligned}\Lambda(u, \boldsymbol{\omega}) &= \prod_{i=1}^N c(u + \omega_i) c(u - \omega_i) \alpha(u) A(u) + \prod_{i=1}^N b(u + \omega_i) b(u - \omega_i) \beta(u) B(u) \\ &+ \prod_{i=1}^N d(u + \omega_i) d(u - \omega_i) \gamma(u) C(u),\end{aligned}\quad (6.10)$$

with $A(u)$, $B(u)$ and $C(u)$ defined as in (6.7), (6.8) and (6.9) and the boundary-dependent terms $\alpha(u)$, $\beta(u)$ and $\gamma(u)$ are to be determined by the action of $t(u, \boldsymbol{\omega})$ on the pseudovacuum $|\Omega\rangle$ (state with all arrows up). By a straightforward calculation – e.g. by graphical means (Fig. 6) – we find them to be given by

$$\begin{aligned}\alpha &= K_{11}^- \left\{ K_{11}^+ + \frac{K_{22}^+ \bar{e}^2}{c^2 - b^2} + \frac{K_{33}^+}{c^2 - d^2} \left(\bar{f}^2 + \frac{\bar{g}^2 \bar{e}^2}{c^2 - b^2} \right) \right\} \\ \beta &= K_{22}^+ K_{22}^- - \frac{K_{22}^+ K_{11}^- \bar{e}^2}{c^2 - b^2} - \frac{K_{33}^+ K_{22}^- \bar{g}^2}{d^2 - b^2} - \frac{K_{33}^+ K_{11}^- \bar{g}^2 \bar{e}^2}{(c^2 - b^2)(b^2 - d^2)} \\ \gamma &= K_{33}^+ \left\{ K_{33}^- + \frac{K_{22}^- \bar{g}^2}{d^2 - b^2} - \frac{K_{11}^-}{c^2 - d^2} \left(\bar{f}^2 - \frac{\bar{g}^2 \bar{e}^2}{b^2 - d^2} \right) \right\}.\end{aligned}\quad (6.11)$$

Naturally, for case (i) the result (6.6) is recovered. For the other cases (6.11) yields (ii):

$$\begin{aligned}\alpha(u) &= \frac{(\psi^+)^2}{c(2u)} \xi^+(u) \sinh(u - 6\lambda), \\ \beta(u) &= \alpha(u) \frac{\sinh(u) \cosh(\lambda) + i \sinh(2\lambda - u)}{\sinh(u - 4\lambda) \cosh(\lambda) - i \sinh(2\lambda - u)}, \\ \gamma(u) &= \alpha(u) \frac{\xi^-(u) \sinh(u) \sinh(u - 2\lambda)}{\xi^+(u) \sinh(u - 6\lambda) \sinh(u - 4\lambda)},\end{aligned}\quad (6.12)$$

(iii):

$$\begin{aligned}\alpha(u) &= -\frac{(\psi^-)^2}{c(2u)} \xi^-(u) \sinh(u - 6\lambda), \\ \beta(u) &= \alpha(u) \frac{\sinh(u) \cosh(\lambda) - i \sinh(2\lambda - u)}{\sinh(u - 4\lambda) \cosh(\lambda) + i \sinh(2\lambda - u)}, \\ \gamma(u) &= \alpha(u) \frac{\xi^+(u) \sinh(u) \sinh(u - 2\lambda)}{\xi^-(u) \sinh(u - 6\lambda) \sinh(u - 4\lambda)},\end{aligned}\quad (6.13)$$

where we have defined

$$\xi^\pm(u) = 2 (\cosh(3\lambda - u) \pm i \sinh(2\lambda)). \quad (6.14)$$

The Bethe ansatz equations associated with the eigenvalue expression (6.10) are given by

$$\begin{aligned}
& \prod_{i=1}^N \left[\frac{c(u_k + 2\lambda + \omega_i)c(u_k + 2\lambda - \omega_i)}{b(u_k + 2\lambda + \omega_i)b(u_k + 2\lambda - \omega_i)} \right] \frac{\alpha(u_k + 2\lambda) \sinh(u_k + 2\lambda) \cosh(u_k - \lambda)}{\beta(u_k + 2\lambda) \sinh(u_k - 2\lambda) \cosh(u_k + \lambda)} \\
&= \prod_{j \neq k}^m \frac{\sinh[\frac{1}{2}(u_k + u_j) - 2\lambda] \sinh[\frac{1}{2}(u_k - u_j) - 2\lambda]}{\sinh[\frac{1}{2}(u_k + u_j) + 2\lambda] \sinh[\frac{1}{2}(u_k - u_j) + 2\lambda]} \\
&\quad \times \frac{\cosh[\frac{1}{2}(u_k + u_j) + \lambda] \cosh[\frac{1}{2}(u_k - u_j) + \lambda]}{\cosh[\frac{1}{2}(u_k + u_j) - \lambda] \cosh[\frac{1}{2}(u_k - u_j) - \lambda]}. \quad (6.15)
\end{aligned}$$

Following the general procedure laid down in Section 2, we set $\omega = \omega^A(u)$ in (6.10). As usual, only the first term survives:

$$\Lambda(u, \omega^A(u)) = c(2u)^N c(0)^N \alpha(u) A(u). \quad (6.16)$$

From the definitions (2.23) the left and right boundary weights $l_a^b(u)$ and $r_a^b(u)$ are found to be given by

(i):

$$\begin{aligned}
l_1^1(u) = l_2^2(u) = l_3^3(u) &= 2 \sinh(u - 6\lambda) \cosh(u - \lambda) \\
r_1^1(u) = r_2^2(u) = r_3^3(u) &= 1, \quad (6.17)
\end{aligned}$$

(ii):

$$\begin{aligned}
l_1^1(u) &= \psi^+(u) \sinh(u - 6\lambda) e^u \xi^+(u) \\
l_2^2(u) &= l_1^1(u) \frac{\phi^+(u)}{\psi^+(u)} e^{-u} \\
l_3^3(u) &= l_1^1(u) e^{-2u} \\
r_1^1(u) &= \psi^+(u) e^{-u} \\
r_2^2(u) &= r_1^1(u) \frac{\phi^+(u)}{\psi^+(u)} e^u \\
r_3^3(u) &= r_1^1(u) e^{2u}, \quad (6.18)
\end{aligned}$$

(iii):

$$\begin{aligned}
l_1^1(u) &= -\psi^-(u) \sinh(u - 6\lambda) e^u \xi^-(u) \\
l_2^2(u) &= l_1^1(u) \frac{\phi^-(u)}{\psi^-(u)} e^{-u} \\
l_3^3(u) &= l_1^1(u) e^{-2u} \\
r_1^1(u) &= \psi^-(u) e^{-u} \\
r_2^2(u) &= r_1^1(u) \frac{\phi^-(u)}{\psi^-(u)} e^u \\
r_3^3(u) &= r_1^1(u) e^{2u}. \quad (6.19)
\end{aligned}$$

For all three cases, we have $l_1^1(u)r_1^1(u) = c(2u)\alpha(u)$. Hence, by normalizing all bulk weights such that $w_{14} = 1$ and boundary weights such that $w_1^R = w_1^L = 1$, the eigenvalue for the diagonal-to-diagonal transfer matrix $t_D(u)$ is simply

$$\Lambda_D(u) = A\left(\frac{u}{2}\right), \quad (6.20)$$

where $A(u)$ is defined in (6.7). The corresponding Bethe ansatz equations are given by (6.15) with the left hand side replaced by

$$\left[\frac{c(u_k + 2\lambda + \frac{u}{2})c(u_k + 2\lambda - \frac{u}{2})}{b(u_k + 2\lambda + \frac{u}{2})b(u_k + 2\lambda - \frac{u}{2})} \right]^N \left\{ \frac{\alpha(u_k + 2\lambda) \sinh(u_k + 2\lambda) \cosh(u_k - \lambda)}{\beta(u_k + 2\lambda) \sinh(u_k - 2\lambda) \cosh(u_k + \lambda)} \right\}. \quad (6.21)$$

For case (i), the term in braces in (6.21) becomes unity (cf. (6.6)), whereas for cases (ii) and (iii) it simplifies to

$$\left(\frac{\cosh[\frac{1}{2}(u_k - \lambda + \frac{i\pi}{2})]}{\cosh[\frac{1}{2}(u_k + \lambda - \frac{i\pi}{2})]} \right)^2 \quad (6.22)$$

and

$$\left(\frac{\sinh[\frac{1}{2}(u_k - \lambda + \frac{i\pi}{2})]}{\sinh[\frac{1}{2}(u_k + \lambda - \frac{i\pi}{2})]} \right)^2 \quad (6.23)$$

respectively.

7 Loop models with integrable boundaries

Let \mathcal{L} be the lattice depicted in Fig. 1. A loop model on \mathcal{L} has partition function

$$Z_{\text{loop}} = \sum_{\mathcal{G}} \rho_1^{m_1} \cdots \rho_{13}^{m_{13}} n^P \quad (7.1)$$

where the sum is over all configurations \mathcal{G} of non-intersecting closed loops which cover some (or none) of the edges of \mathcal{L} . The possible configurations at each vertex are shown in Fig. 10, with the one of type i carrying a Boltzmann weight ρ_i . In the configuration \mathcal{G} , m_i is the number of occurrences of the vertex of type i while P is the total number of closed loops of fugacity n . Much work has been done on models with periodic boundaries (see e.g. Refs. [20, 34]), where the boundary weights ρ_{10} to ρ_{13} are absent. In particular an $O(n)$ vector model can be mapped onto such a loop model, with n being precisely the loop fugacity in Z_{loop} . The $n \rightarrow 0$ limit of such an $O(n)$ model is especially interesting because of its polymer interpretation [35].

Instances where the loop model admits exact solutions are known. Such important cases can be related to more well-known integrable vertex models via the loop model-to-vertex model mapping [20, 34]. This involves first assigning orientations to the loops

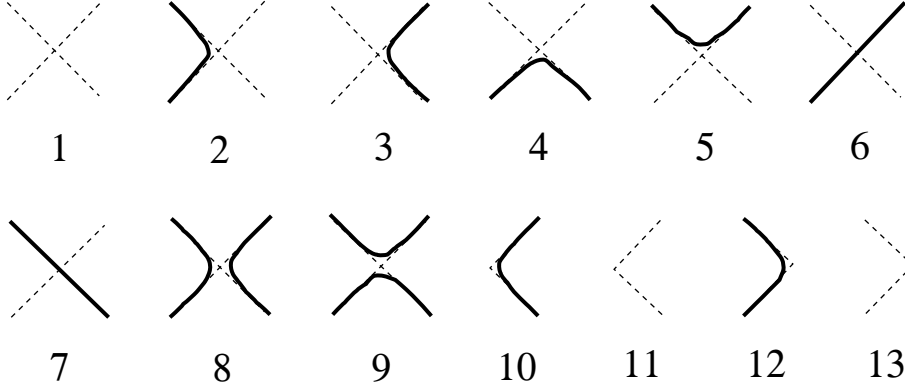


Figure 10: Allowed vertices for the loop model with partition function Z_{loop} . Vertex i carries Boltzmann weight ρ_i .

in \mathcal{G} . The explicit closed loop counting in Z_{loop} , which is a non-local procedure, can be eliminated by introducing a weight s (s^{-1}) for each left (right) turn along an oriented loop if s is chosen so that $n = s^4 + s^{-4}$. The loop model partition function then becomes equivalent to a (three-state) vertex model partition function (1.1), whose weights are functions of ρ_i , s and, in general, gauge factors a, b, c and d (whose presence leave the partition function unchanged). The relations between the vertex weights w_i , w_i^L and w_i^R and the loop weights ρ_i are given explicitly by (refer to Figs. 3, 4 and 10)

$$\begin{aligned}
w_1 &= \rho_1 & w_1^L &= \rho_{10} s^{-1} \frac{1}{(ac)} \\
w_2 &= \rho_2 s(ac) & w_2^L &= \rho_{11} \\
w_3 &= \rho_2 s^{-1}(bd) & w_3^L &= \rho_{10} s^{\frac{1}{(bd)}} \\
\vdots & \quad \quad \quad & w_1^R &= \rho_{12} s(ac) \\
w_{18} &= (\rho_8 s^2 + \rho_9 s^{-2}) \frac{ac}{bd} & w_2^R &= \rho_{13} \\
w_{19} &= (\rho_8 s^{-2} + \rho_9 s^2) \frac{bd}{ac} & w_3^R &= \rho_{12} s^{-1}(bd).
\end{aligned} \tag{7.2}$$

The question we want to pose is the following: Given an integrable vertex model on \mathcal{L} , can a loop model be found? For this to be possible, the vertex weights must satisfy a set of constraints implied by the equations (7.2). The constraints on the bulk weights w_i are precisely those for the model with periodic boundaries [20, 34]. For open boundaries, we see that the constraints

$$w_3^L : w_1^L = w_1^R : w_3^R = w_2 : w_3 \tag{7.3}$$

on the boundary weights must also be satisfied. The important thing to note about the criterion (7.3) is that it is gauge-independent.

7.1 The $O(n)$ loop model

To see how this works in practice, we look at the $O(n)$ model in some detail. This loop model is related to the $A_2^{(2)}$ model [20]. Following Ref. [34] we use the parametrization of the $A_2^{(2)}$ R -matrix in terms of \tilde{u} and $\tilde{\lambda}$, which is related to the parametrization used in Section 6 by $u = 2i\tilde{u}$ and $\lambda = i\tilde{\lambda} + i\pi/2$. With a suitable choice of gauge factors a, b, c, d the bulk loop model weights are given by

$$\begin{aligned}
\rho_1 &= \sin(3\tilde{\lambda} - \tilde{u}) \sin(\tilde{u}) + \sin(2\tilde{\lambda}) \sin(3\tilde{\lambda}), \\
\rho_2 = \rho_3 &= \epsilon_1 \sin(3\tilde{\lambda} - \tilde{u}) \sin(2\tilde{\lambda}), \\
\rho_4 = \rho_5 &= \epsilon_2 \sin(\tilde{u}) \sin(2\tilde{\lambda}), \\
\rho_6 = \rho_7 &= \sin(3\tilde{\lambda} - \tilde{u}) \sin(\tilde{u}), \\
\rho_8 &= \sin(3\tilde{\lambda} - \tilde{u}) \sin(2\tilde{\lambda} - \tilde{u}), \\
\rho_9 &= -\sin(\tilde{\lambda} - \tilde{u}) \sin(\tilde{u}),
\end{aligned} \tag{7.4}$$

where $\epsilon_1^2 = \epsilon_2^2 = 1$ and $n = -2 \cos(4\tilde{\lambda})$. Referring back to equations (6.17) to (6.19) we see that for both choices of non quantum algebra invariant boundaries (cases (ii) and (iii), but not case (i)) the constraints (7.3) on the boundary weights are satisfied, the ratio being $1 : e^u$ in both cases. Thus, for both sets of integrable boundaries a loop model interpretation is available. For case (ii), with the boundary vertex weights given by (6.18), the corresponding boundary loop weights are given by

$$\begin{aligned}
\rho_{10} = \rho_{12} &= \sin[\tfrac{1}{2}(3\tilde{\lambda} - \tilde{u})], \\
\rho_{11} = \rho_{13} &= \epsilon_1 \sin[\tfrac{1}{2}(3\tilde{\lambda} + \tilde{u})],
\end{aligned} \tag{7.5}$$

with the gauge factors used being the same ones as those which led to (7.4). As with vertex models, the bulk weights (ρ_1, \dots, ρ_9) , left boundary weights (ρ_{10}, ρ_{11}) and right boundary weights (ρ_{12}, ρ_{13}) can be separately normalized without changing the essential properties of the model. We have chosen one suitable normalization here.

The relevant Bethe ansatz solution can be lifted from Section 6 and, up to normalization factors, reads

$$\Lambda_D(\tilde{u}) = \prod_{j=1}^M \frac{\sinh[\frac{1}{2}(i\tilde{u} + u_j) + i\tilde{\lambda}] \sinh[\frac{1}{2}(i\tilde{u} - u_j) + i\tilde{\lambda}]}{\sinh[\frac{1}{2}(i\tilde{u} + u_j) - i\tilde{\lambda}] \sinh[\frac{1}{2}(i\tilde{u} - u_j) - i\tilde{\lambda}]} \tag{7.6}$$

where the numbers u_j follow as roots of the equations ($1 \leq k \leq M$)

$$\begin{aligned}
&\left(\frac{\sinh[\frac{1}{2}(u_k - i\tilde{\lambda})]}{\sinh[\frac{1}{2}(u_k + i\tilde{\lambda})]} \right)^2 \left(\frac{\sinh[\frac{1}{2}(u_k - 2i\tilde{\lambda} - i\tilde{u})] \sinh[\frac{1}{2}(u_k - 2i\tilde{\lambda} + i\tilde{u})]}{\sinh[\frac{1}{2}(u_k + 2i\tilde{\lambda} + i\tilde{u})] \sinh[\frac{1}{2}(u_k + 2i\tilde{\lambda} - i\tilde{u})]} \right)^N \\
&= \prod_{j \neq k}^M \frac{\sinh[\frac{1}{2}(u_k + u_j) - 2i\tilde{\lambda}] \sinh[\frac{1}{2}(u_k - u_j) - 2i\tilde{\lambda}]}{\sinh[\frac{1}{2}(u_k + u_j) + 2i\tilde{\lambda}] \sinh[\frac{1}{2}(u_k - u_j) + 2i\tilde{\lambda}]} \\
&\quad \times \frac{\sinh[\frac{1}{2}(u_k + u_j) + i\tilde{\lambda}] \sinh[\frac{1}{2}(u_k - u_j) + i\tilde{\lambda}]}{\sinh[\frac{1}{2}(u_k + u_j) - i\tilde{\lambda}] \sinh[\frac{1}{2}(u_k - u_j) - i\tilde{\lambda}]} .
\end{aligned} \tag{7.7}$$

A special case of this solution has been derived using the coordinate Bethe ansatz [6]. This pertains to the case $\tilde{u} = \tilde{\lambda}$ which is equivalent to the $O(n)$ model on the honeycomb lattice [36, 20, 37], on account of the vanishing of ρ_9 which enables all the other loop vertices to be “pulled apart” horizontally. The vertex weights given in Ref. [6] differ from the ones obtained in Section 6 by a gauge transformation.

For case (iii), the boundary weights (7.5) are replaced by

$$\begin{aligned}\rho_{10} = \rho_{12} &= \cos\left[\frac{1}{2}(3\tilde{\lambda} - \tilde{u})\right], \\ \rho_{11} = \rho_{13} &= \epsilon_1 \cos\left[\frac{1}{2}(3\tilde{\lambda} + \tilde{u})\right].\end{aligned}\tag{7.8}$$

The corresponding Bethe ansatz solution is given by (7.6) and (7.7), with the sinh function in the squared term on the left hand side of the latter replaced by cosh. The honeycomb lattice Bethe ansatz solution corresponding to case (ii) with $\tilde{u} = \tilde{\lambda}$ has been analysed for its critical behaviour in Ref. [6] in connection with self-avoiding walks. A study of the similarly interesting honeycomb lattice solution corresponding to case (iii) will be presented elsewhere, together with that for the square lattice solutions (general u).

7.2 The $A_2^{(1)}$ loop model

We now turn to the loop model connected with the $A_2^{(1)}$ vertex model [37, 34]. With a suitable choice of gauge factors, the bulk loop weights are given by

$$\begin{aligned}\rho_1 = \rho_8 &= \sinh(u + \lambda), \\ \rho_2 = \rho_3 &= \epsilon \sinh(\lambda), \\ \rho_4 = \rho_5 &= 0, \\ \rho_6 = \rho_7 = \rho_9 &= \sinh(u),\end{aligned}\tag{7.9}$$

where $\epsilon^2 = 1$ and the loop fugacity is $n = -2 \cosh(\lambda)$. As seen from the R -matrix, the ratio $w_2 : w_3$ for this model is $1 : e^{-2u}$. An inspection of equations (5.16) to (5.18) shows that the criterion (7.3) is satisfied only for case (ii) and only if the parameters ξ_{\pm} are taken to $-\infty$. This represents the *only* choice of integrable boundary weights found in Section 5 for which the model has a loop model interpretation. The boundary loop weights work out (using equations (7.2)) to be

$$\begin{aligned}\rho_{10} = \rho_{13} &= e^{u/2}, \\ \rho_{11} = \rho_{12} &= \epsilon e^{-u/2}.\end{aligned}\tag{7.10}$$

The corresponding Bethe ansatz solution reads:

$$\Lambda_D(u) = \prod_{j=1}^{M_1} \frac{\sinh(\frac{u}{2} + \mu_j^{(1)} - \frac{\lambda}{2}) \sinh(\frac{u}{2} - \mu_j^{(1)} - \frac{\lambda}{2})}{\sinh(\frac{u}{2} + \mu_j^{(1)} + \frac{\lambda}{2}) \sinh(\frac{u}{2} - \mu_j^{(1)} + \frac{\lambda}{2})},\tag{7.11}$$

with the Bethe ansatz roots $\mu_k^{(1)}$ and $\mu_k^{(2)}$ satisfying the nested equations

$$\begin{aligned}
& \left[\frac{\sinh(\mu_k^{(1)} + \frac{u}{2} + \frac{\lambda}{2}) \sinh(\mu_k^{(1)} - \frac{u}{2} + \frac{\lambda}{2})}{\sinh(\mu_k^{(1)} + \frac{u}{2} - \frac{\lambda}{2}) \sinh(\mu_k^{(1)} - \frac{u}{2} - \frac{\lambda}{2})} \right]^N \\
&= \prod_{j \neq k}^{M_1} \frac{\sinh(\mu_k^{(1)} + \mu_j^{(1)} + \lambda) \sinh(\mu_k^{(1)} - \mu_j^{(1)} + \lambda)}{\sinh(\mu_k^{(1)} + \mu_j^{(1)} - \lambda) \sinh(\mu_k^{(1)} - \mu_j^{(1)} - \lambda)} \\
&\quad \times \prod_{j=1}^{M_2} \frac{\sinh(\mu_k^{(1)} + \mu_j^{(2)} - \frac{\lambda}{2}) \sinh(\mu_k^{(1)} - \mu_j^{(2)} - \frac{\lambda}{2})}{\sinh(\mu_k^{(1)} + \mu_j^{(2)} + \frac{\lambda}{2}) \sinh(\mu_k^{(1)} - \mu_j^{(2)} + \frac{\lambda}{2})}, \\
1 &= \prod_{j \neq k}^{M_2} \frac{\sinh(\mu_k^{(2)} + \mu_j^{(2)} + \lambda) \sinh(\mu_k^{(2)} - \mu_j^{(2)} + \lambda)}{\sinh(\mu_k^{(2)} + \mu_j^{(2)} - \lambda) \sinh(\mu_k^{(2)} - \mu_j^{(2)} - \lambda)} \\
&\quad \times \prod_{j=1}^{M_1} \frac{\sinh(\mu_k^{(2)} + \mu_j^{(1)} - \frac{\lambda}{2}) \sinh(\mu_k^{(2)} - \mu_j^{(1)} - \frac{\lambda}{2})}{\sinh(\mu_k^{(2)} + \mu_j^{(1)} + \frac{\lambda}{2}) \sinh(\mu_k^{(2)} - \mu_j^{(1)} + \frac{\lambda}{2})}. \tag{7.12}
\end{aligned}$$

The honeycomb limit $u = -\lambda$ of the $A_2^{(1)}$ model has been shown [38] to yield the fully-packed loop model [39] on the honeycomb lattice, which is equivalent to the zero-temperature limit of the $O(n)$ model. For periodic boundary conditions the relevant Bethe ansatz solution has been analysed [38] and applied to the problem of Hamiltonian walks (i.e. self-avoiding walks which visit every vertex) on the honeycomb lattice. The Bethe ansatz solution obtained here for open boundary conditions is relevant to the surface critical behaviour of Hamiltonian walks and will be discussed elsewhere.

7.3 The Zamolodchikov-Fateev loop model

We will now investigate the loop model connected with the Zamolodchikov-Fateev vertex model of Section 4. It turns out that a loop model interpretation is possible if and only if the loops are allowed to intersect [20]. To take this into account an extra weight ρ_0 (see Fig. 11) is included in the definition of the partition function Z_{loop} . Furthermore, the loop fugacity is fixed at $n = 2$ and the resulting model has an interpretation as the high-temperature expansion of an $O(2)$ model on the square lattice [20]. The bulk loop model weights are then found to be

$$\begin{aligned}
\rho_1 &= \sinh(u) \sinh(u + \lambda) + \sinh(\lambda) \sinh(2\lambda), \\
\rho_2 = \rho_3 &= \epsilon_1 \sinh(2\lambda) \sinh(u + \lambda), \\
\rho_4 = \rho_5 &= \epsilon_2 \sinh(u) \sinh(2\lambda), \\
\rho_6 = \rho_7 &= \sinh(u) \sinh(u + \lambda), \\
\rho_8 &= \cosh(u) \sinh(2\lambda) \sinh(u + \lambda), \\
\rho_9 &= -\sinh(u) \sinh(2u) \cosh(u + \lambda), \\
\rho_0 &= \sinh(u) \cosh(2\lambda) \sinh(u + \lambda), \tag{7.13}
\end{aligned}$$




Figure 11: Extra vertex with Boltzmann weight ρ_0 needed if loops are allowed to intersect

where $\epsilon_1^2 = \epsilon_2^2 = 1$. From the equations (4.14) we see that the criterion (7.3) is satisfied and thus a loop model interpretation is possible if and only if we set $\xi_+ = \xi_- = \lambda/2$ in the integrable weights found in Section 4.⁶ The boundary loop model weights are then found to be

$$\begin{aligned}\rho_{10} = \rho_{12} &= \sinh\left[\frac{1}{2}(u + \lambda)\right], \\ \rho_{11} = \rho_{13} &= \epsilon_1 \sinh\left[\frac{1}{2}(\lambda - u)\right].\end{aligned}\tag{7.14}$$

The corresponding Bethe ansatz solution is given by

$$\Lambda_D(u) = \prod_{j=1}^M \frac{\sinh\left(\frac{u}{2} - u_j - \frac{\lambda}{2}\right) \sinh\left(\frac{u}{2} + u_j - \frac{\lambda}{2}\right)}{\sinh\left(\frac{u}{2} - u_j + \frac{\lambda}{2}\right) \sinh\left(\frac{u}{2} + u_j + \frac{\lambda}{2}\right)},\tag{7.15}$$

with the u_j being roots of the equations

$$\begin{aligned}\left(\frac{\sinh\left(u_k - \frac{\lambda}{2}\right)}{\sinh\left(u_k + \frac{\lambda}{2}\right)}\right)^2 &\left[\frac{\sinh\left(u_k - \frac{u}{2} + \lambda\right) \sinh\left(u_k + \frac{u}{2} + \lambda\right)}{\sinh\left(u_k - \frac{u}{2} - \lambda\right) \sinh\left(u_k + \frac{u}{2} - \lambda\right)}\right]^N \\ &= \prod_{j \neq k}^M \frac{\sinh(u_k - u_j + \lambda) \sinh(u_k + u_j + \lambda)}{\sinh(u_k - u_j - \lambda) \sinh(u_k + u_j - \lambda)}.\end{aligned}\tag{7.16}$$

7.4 Loop models related to the six-vertex model

To conclude the study of loop models on the lattice \mathcal{L} , we now return to the six-vertex model. The simplest loop model connected with the six-vertex model is the so-called dense (i.e. all edges of \mathcal{L} are covered) $O(n)$ model with partition function

$$Z_{\text{dense}} = \sum_{\mathcal{G}} \rho_8^{m_8} \rho_9^{m_9} \rho_{10}^{m_{10}} \rho_{12}^{m_{12}} n^P,\tag{7.17}$$

⁶Note that as with the $A_2^{(2)}$ and $A_2^{(1)}$ models, the choice of K -matrices required for a loop model interpretation is *not* the choice which gives rise to quantum algebra-invariant spin chains.

and Boltzmann weights

$$\begin{aligned}\rho_8 &= \sinh(u + \lambda) \\ \rho_9 &= \sinh(u).\end{aligned}\tag{7.18}$$

The loop fugacity is $n = -2 \cosh(\lambda)$. Since the vertex weights w_2 and w_3 are zero, we need to modify the criterion (7.3) which the boundary vertex model weights need to satisfy in order to have a loop model interpretation. It is easily seen that the new requirement is given by

$$w_3^L : w_1^L = w_1^R : w_3^R = w_{14} + s^4 w_{16} : w_{19}.\tag{7.19}$$

The required ratio is $1 : e^{\epsilon u}$ where $\epsilon^2 = 1$, and is achieved only if the free parameters in the integrable six-vertex model boundary weights found in Section 3 take on the values $\xi_{\pm} \rightarrow \infty$ or $\xi_{\pm} \rightarrow -\infty$.⁷ The boundary weights can be conveniently normalized to

$$\rho_{10} = \rho_{12} = 1.\tag{7.20}$$

The related Bethe ansatz solution is given by

$$\Lambda_D(u) = \prod_{j=1}^M \frac{\sinh(\frac{u}{2} - u_j - \frac{\lambda}{2}) \sinh(\frac{u}{2} + u_i - \frac{\lambda}{2})}{\sinh(\frac{u}{2} + u_i + \frac{\lambda}{2}) \sinh(\frac{u}{2} - u_i + \frac{\lambda}{2})}\tag{7.21}$$

with u_j being roots of the equations

$$\left[\frac{\sinh(u_k + \frac{u}{2} + \frac{\lambda}{2}) \sinh(u_k - \frac{u}{2} + \frac{\lambda}{2})}{\sinh(u_k + \frac{u}{2} - \frac{\lambda}{2}) \sinh(u_k - \frac{u}{2} - \frac{\lambda}{2})} \right]^N = \prod_{j \neq k}^M \frac{\sinh(u_k + u_j + \lambda) \sinh(u_k - u_j + \lambda)}{\sinh(u_k + u_j - \lambda) \sinh(u_k - u_j - \lambda)}.\tag{7.22}$$

There is another loop model connected with the six-vertex model, a dilute (i.e. not all edges of \mathcal{L} are covered) $O(n)$ model. This model has a partition function Z_{dilute} equivalent to Z_{dense} but involves different loop weights. The equivalence can be shown [40] by mapping Z_{dense} to a 2-colour dense loop model [34] with fugacities n_1 and n_2 such that $n_1 + n_2 = n$. Setting $n_2 = 1$ and then summing over the second colour one arrives at Z_{dilute} with weights

$$\begin{aligned}\rho_1 &= \sinh(u + \lambda) + \sinh(u) \\ \rho_2 = \rho_3 = \rho_8 &= \sinh(u + \lambda) \\ \rho_4 = \rho_5 = \rho_9 &= \sinh(u) \\ \rho_{10} = \rho_{11} = \rho_{12} = \rho_{13} &= 1.\end{aligned}\tag{7.23}$$

⁷Recall that the choice $\xi_{\pm} \rightarrow -\infty$ leads to a $U_q(\mathfrak{su}(2))$ -invariant spin- $\frac{1}{2}$ XXZ chain.

The Bethe ansatz solution is the same as for the dense model, but the loop fugacity n is now given by $n = -2 \cosh(\lambda) + 1$. This solution has recently been studied in [41] in relation to walks on the Manhattan lattice, both interacting self-avoiding walks at the collapse temperature and Hamiltonian walks.

It is possible to perform the loop model to vertex model mapping directly on the dilute $O(n)$ -model to obtain a three-state Temperley-Lieb vertex model (see e.g. Ref. [42]) with R -matrix $\check{R}(u) \equiv PR(u) = 1 + f(u) U$ where

$$U_{ij}^{kl} = \delta_{i+j, N+1} \delta_{k+l, N+1} q^{-2S_i+k-2}, \quad (7.24)$$

$f(u) = \sinh(u) / \sinh(u + \lambda)$, $N = 3$ and $q = e^\lambda$. Integrable boundaries can then be derived along the lines of Section 2. While it would be somewhat surprising, it is not inconceivable that integrable boundaries other than those in (7.23) could be obtainable.

8 Discussion

In this paper we have investigated integrable vertex models and loop models on the lattice \mathcal{L} . We have applied Sklyanin's theory of K -matrices and transfer matrices $t(u, \boldsymbol{\omega})$ to derive integrable weights for various two- and three-state vertex models and obtained Bethe ansatz solutions for their eigenvalue spectra. We have also shown how some of these integrable vertex models can be interpreted as loop models. It turns out that the choice of K -matrices required for this does not usually coincide with the choice which leads to quantum group-invariant spin chains. Those $O(n)$ models amongst the integrable loop models have particularly interesting physical applications (in the $n \rightarrow 0$ limit), being related to various polymer problems in two dimensions. Another set of models of interest within the present framework are open boundary versions of the restricted solid-on-solid models constructed from loop models [43]. These include the dilute A-D-E models [43, 44] constructed from the $O(n)$ model of Section 7.1. The study of the Bethe ansatz solutions for the loop models found in this paper is currently under way and will lead to exact results for various surface critical phenomena.

The method presented here can, of course, be applied to N -state models, where $N > 3$, and to related multi-colour loop models [34]. However, there are still some interesting unsolved problems in the case of two-state models. First of all, there is the problem of the elliptic eight-vertex model on the lattice \mathcal{L} . K -matrices [9] and commuting transfer matrices $t(u, \boldsymbol{\omega})$ [7] have been found for this model. Therefore, by the method of Section 2, integrable boundary weights can be found. However, diagonalization of $t(u, \boldsymbol{\omega})$ is another matter altogether. Because the eight-vertex model does not have the property of arrow-conservation across rows, the coordinate Bethe

ansatz fails. For the same reason, the algebraic Bethe ansatz presented in Section 3 – so successful for the six-vertex model – also fails, because there is no obvious choice of pseudovacuum $|\Omega\rangle$. Baxter’s “commuting transfer matrix method” [1] developed precisely for the eight-vertex model with periodic boundaries⁸ might be able to be generalized to this open boundary case.

More or less in the same category is the also interesting problem of diagonalizing the transfer matrix $t(u, \boldsymbol{\omega})$ for the six-vertex model with *non-diagonal* K -matrices [31, 46]. The corresponding model on \mathcal{L} has the feature of allowing sources or sinks of arrows at the boundaries. Presumably some generalization of Baxter’s commuting transfer matrix method is also required to solve this problem. This is presently under investigation.

Lastly, but by no means least, integrable vertex models on the lattice \mathcal{L} can be viewed as convenient regularizations of two dimensional quantum field theories (the so-called “light-cone approach” – for a recent review, see Ref. [47]). In particular, they are relevant to the problem of calculating boundary S -matrices for various two dimensional field theories with boundaries (see e.g. Refs. [46, 48, 49, 50, 51, 52, 53]).

Acknowledgements

We are grateful to Junji Suzuki and Ole Warnaar for helpful discussions on the coordinate Bethe ansatz and on $O(n)$ models. This work has been supported by the Australian Research Council.

References

- [1] R. J. Baxter, Exactly solved models in Statistical Mechanics (Academic Press, New York, 1982).
- [2] L. D. Faddeev, Sov. Sci. Rev. C 1 (1980) 107.
- [3] P. P. Kulish and E. K. Sklyanin, Quantum spectral transform method: Recent developments, *in* Lecture Notes in Physics vol 151, ed. J. Hietarinta and C. Montonen (Springer, Berlin, 1982) pp. 61-119.
- [4] M. Gaudin, La Fonction d’Onde de Bethe (Masson, Paris, 1983).
- [5] A. L. Owczarek and R. J. Baxter, J. Phys. A 22 (1989) 1141.
- [6] M. T. Batchelor and J. Suzuki, J. Phys. A 26 (1993) L729.
- [7] E. K. Sklyanin, J. Phys. A 21 (1988) 2375.
- [8] F. C. Alcaraz, M. N. Barber, M. T. Batchelor, R. J. Baxter, and G. R. W. Quispel, J. Phys. A 20 (1987) 6397.

⁸The generalized algebraic Bethe ansatz used in Ref. [45] uses a result from Ref. [1] to obtain a family of pseudovacua.

- [9] I. V. Cherednik, *Theor. Math. Phys.* 61 (1984) 977.
- [10] A. B. Zamolodchikov, unpublished.
- [11] C. Destri and H. J. de Vega, *Nucl. Phys. B* 374 (1992) 692.
- [12] L. Mezincescu and R. I. Nepomechie, *J. Phys. A* 24 (1991) L17.
- [13] L. Mezincescu and R. I. Nepomechie, *Int. J. Mod. Phys. A* 7 (1991) 5231.
- [14] L. Mezincescu and R. I. Nepomechie, *Int. J. Mod. Phys. A* 7 (1992) 5657.
- [15] M. Jimbo, *Commun. Math. Phys.* 102 (1986) 537.
- [16] V. V. Bazhanov, *Commun. Math. Phys.* 113 (1987) 471.
- [17] L. Mezincescu, R. I. Nepomechie, and V. Rittenberg, *Phys. Lett. B* 147 (1990) 70.
- [18] H. J. de Vega and A. Gonzalez-Ruiz, *Nucl. Phys. B* 417 (1994) 553.
- [19] H. J. de Vega and A. Gonzalez-Ruiz, *Mod. Phys. Lett. A* 9 (1994) 2207.
- [20] B. Nienhuis, *Int. J. Mod. Phys. B* 4 (1990) 929.
- [21] L. Mezincescu and R. I. Nepomechie, *Mod. Phys. Lett.* 6 (1991) 2497.
- [22] V. Pasquier and H. Saleur, *Nucl. Phys. B* 330 (1990) 523.
- [23] T. T. Truong and K. D. Schotte, *Nucl. Phys. B* 220 (1983) 77.
- [24] C. Destri and H. J. de Vega, *J. Phys. A* 22 (1989) 1329.
- [25] A. B. Zamolodchikov and V. A. Fateev, *Sov. J. Nucl. Phys.* 32 (1980) 298.
- [26] P. P. Kulish, N. Y. Reshetikhin, and E. K. Sklyanin, *Lett. Math. Phys.* 5 (1981) 393.
- [27] P. P. Kulish and N. Y. Reshetikhin, *J. Sov. Math.* 23 (1983) 2435.
- [28] M. T. Batchelor and J. Suzuki, unpublished (1993).
- [29] I. V. Cherednik, *Theor. Math. Phys.* 43 (1980) 356.
- [30] O. Babelon, H. J. de Vega, and C. M. Viallet, *Nucl. Phys. B* 190 (1981) 542.
- [31] H. J. de Vega and A. Gonzalez-Ruiz, *J. Phys. A* 26 (1993) L519.
- [32] A. G. Izergin and V. E. Korepin, *Commun. Math. Phys.* 79 (1981) 303.
- [33] L. Mezincescu and R. I. Nepomechie, *Nucl. Phys. B* 72 (1992) 597.
- [34] S. O. Warnaar and B. Nienhuis, *J. Phys. A* 26 (1993) 2301.
- [35] P. G. de Gennes, *Scaling concepts in polymer physics* (Cornell Univ. Press, Ithaca, 1979).

- [36] B. Nienhuis, Phys. Rev. Lett. 49 (1982) 1062.
- [37] N. Y. Reshetikhin, J. Phys. A 24 (1991) 2387.
- [38] M. T. Batchelor, J. Suzuki, and C. M. Yung, Exact results for Hamiltonian walks from the solution of the fully packed loop model on the honeycomb lattice, Phys. Rev. Lett. (1994), to appear
- [39] H. W. J. Blote and B. Nienhuis, Phys. Rev. Lett. 72 (1994) 1372.
- [40] S. O. Warnaar, unpublished (1992).
- [41] M. T. Batchelor, A. L. Owczarek, K. A. Seaton, and C. M. Yung, Surface critical behaviour of an $O(n)$ loop model related to two Manhattan lattice walk problems, J. Phys. A., to appear.
- [42] T. Deguchi, M. Wadati, and Y. Akutsu, J. Phys. Soc. Japan 57 (1988) 1905.
- [43] S. O. Warnaar, B. Nienhuis, and K. A. Seaton, Phys. Rev. Lett. 69 (1992) 710.
- [44] P. Roche, Phys. Lett. B 285 (1992) 49.
- [45] L. A. Takhtadzhan and L. D. Faddeev, Russ. Math. Surv. 34 (1979) 11.
- [46] S. Ghoshal and A. B. Zamolodchikov, Int. J. Mod. Phys. A 9 (1994) 3841.
- [47] H. J. de Vega, The field theory limit of integrable lattice models, preprint LPTHE-PAR 94/26, 1994.
- [48] S. Ghoshal, Rutgers University preprints RU-93-51; RU-94-02.
- [49] A. Fring and R. Köberle, Sao Paulo preprints USP-IFQSC/TH/93-06; USP-IFQSC/TH/93-12; USP-IFQSC/TH/94-03.
- [50] R. Sasaki, Kyoto preprint YITP/U-93-33.
- [51] E. Corrigan, P. Dorey, R. H. Rietdijk, and R. Sasaki, Kyoto preprint YITP/U-94-11.
- [52] L. Chim, Rutgers preprint RU-94-33.
- [53] M. T. Grisaru, L. Mezincescu, and R. I. Nepomechie, Direct calculation of the boundary S matrix for the open Heisenberg chain, preprint UMTG-177, 1994.