

# D-brane Configurations for Domain Walls and Their Webs

Minoru Eto\*, Youichi Isozumi\*, Muneto Nitta\*, Keisuke Ohashi\*, Kazutoshi Ohta†  
and Norisuke Sakai\*

\*Department of Physics, Tokyo Institute of Technology, Tokyo 152-8551, JAPAN

†Theoretical Physics Laboratory

The Institute of Physical and Chemical Research (RIKEN)

2-1 Hirosawa, Wako, Saitama 351-0198, JAPAN

## Abstract.

Supersymmetric  $U(N_C)$  gauge theory with  $N_F$  massive hypermultiplets in the fundamental representation admits various BPS solitons like domain walls and their webs. In the first part we show as a review of the previous paper [1] that domain walls are realized as kinky fractional D3-branes interpolating between separated D7-branes. In the second part we discuss brane configurations for domain wall webs. This is a contribution to the conference based on the talk given by MN.

**Keywords:** Supersymmetry, Soliton, Gauge Theory, Moduli, D-brane

**PACS:** 11.27.+d, 11.25.-w, 11.30.Pb, 12.10.-g

## INTRODUCTION

Domain walls (or kinks) are important solitons in various subjects of physics like high energy physics, cosmology and condensed matter physics. They are BPS states in supersymmetric gauge theories. Like other BPS solitons their solutions admit the moduli space. Recently multiple domain wall solutions have been obtained and their moduli space has been completely determined in non-Abelian  $U(N_C)$  gauge theory coupled with the fundamental Higgs fields [2], generalizing the  $U(1)$  cases [3]. Soliton dynamics can be often well understood when solitons are embedded in D-brane configuration in string theory [4]. Domain wall solutions in [2] has been realized in [1] as a kinky brane configuration, first suggested in [5] for the  $U(1)$  case.

Since then there have been extensive developments about domain walls. 1/4 BPS configurations of vortices stretched between multiple walls has been found in [6], generalizing vortices ending on a single wall [7]. The negative monopole charge firstly found in [6], now called a boojum, has been further studied in [8]. In [9] domain walls in  $U(1)^2$  gauge theory has been investigated, where attractive and repulsive force between walls has been found. Relations between the moduli space of domain walls and one of monopoles has been clarified [10]. Relations to flux tube has been discussed [11]. Domain walls serve a set up to prove a relation between Skyrmion and instantons [12]. Finally, it has been found that several domain walls with different angles in the real space can make a 1/4 BPS web [13]. In the present talk the kinky D-brane configuration for domain walls [1] is reviewed and then is generalized to their webs.

## DOMAIN WALLS

In this section we discuss domain walls [2]. For notation see the original papers. The vector multiplet contains a gauge field  $W_M$  and a complex scalar field  $\Sigma = \Sigma_1 + i\Sigma_2$  in the adjoint representation of the  $U(N_C)$  gauge group whereas the hypermultiplets contain Higgs fields of two  $N_C \times N_F$  matrices  $(H^i)^{rA} \equiv (H^{irA})$  with  $SU(2)_R$   $i = 1, 2$ , color  $r = 1, \dots, N_C$  and flavor  $A = 1, \dots, N_F$  indices. The bosonic Lagrangian is (summation over repeated index  $\alpha = 1, 2$  is implied in the following)

$$\mathcal{L} = -\frac{1}{2g^2} \text{Tr}(F_{MN}F^{MN}) + \frac{1}{g^2} \text{Tr}(\mathcal{D}_M \Sigma_\alpha \mathcal{D}^M \Sigma_\alpha) + \text{Tr}[\mathcal{D}^M H^i (\mathcal{D}_M H^i)^\dagger] - V, \quad (1)$$

with  $g$  the gauge coupling constant and  $V$  the potential:  $V = \frac{g^2}{4} \text{Tr}[(H^1 H^{1\dagger} - H^2 H^{2\dagger} - c \mathbf{1}_{N_C})^2 + 4H^2 H^{1\dagger} H^1 H^{2\dagger}] + \text{Tr}[(\Sigma_\alpha H^i - H^i M_\alpha)(\Sigma_\alpha H^i - H^i M_\alpha)^\dagger - \frac{1}{g^2} [\Sigma_1, \Sigma_2]^2]$ , with a triplet of the Fayet-Iliopoulos (FI) parameters chosen to the third direction as  $(0, 0, c)$ , and with the mass matrix defined by  $(M_\alpha)^A_B \equiv (m_A, n_A) \delta^A_B$ . We consider non-degenerate real masses ( $n_A = 0$ ) with ordering  $m_{A+1} < m_A$  for domain walls, but complex masses  $m_A + in_A$  for their webs. In the massless case the moduli space of vacua becomes the Higgs branch, the cotangent bundle over the complex Grassmann manifold  $\mathcal{M}_{\text{vacua}}^{M=0} \simeq T^*G_{N_F, N_C} = T^*\left[\frac{SU(N_F)}{SU(N_C) \times SU(N_C) \times U(1)}\right]$  with  $\tilde{N}_C \equiv N_F - N_C$  [14]. Turning on masses for hypermultiplets, most points on  $\mathcal{M}_{\text{vacua}}^{M=0}$  are lifted leaving the discrete SUSY vacua given by  $H^{1rA} = \sqrt{c} \delta^{Ar_A}$ ,  $H^{2rA} = 0$ ,  $\Sigma = \text{diag.}(m_{A_1} + in_{A_1}, \dots, m_{A_{N_C}} + in_{A_{N_C}})$ , denoted

by  $\langle A_1, \dots, A_{N_C} \rangle$ , and therefore the number of SUSY vacua is  $N_F C_{N_C} = \frac{N_F!}{N_C! N_C!}$ .

The BPS equations for 1/2 BPS domain walls are obtained as [2] ( $H^1 \equiv H, H^2 = 0$ )

$$\mathcal{D}_y \Sigma = \frac{g^2}{2} (c \mathbf{1}_{N_C} - H H^\dagger), \quad \mathcal{D}_y H = -\Sigma H + H M, \quad (2)$$

with  $y$  the codimension of walls. The tension of multiple BPS walls, interpolating between a vacuum  $\langle A_1, \dots, A_{N_C} \rangle$  at  $y \rightarrow +\infty$  and a vacuum  $\langle B_1, \dots, B_{N_C} \rangle$  at  $y \rightarrow -\infty$ , is obtained as

$$Z = c [\text{Tr} \Sigma]_{y=-\infty}^{y=+\infty} = c \left( \sum_{r=1}^{N_C} m_{A_r} - \sum_{r=1}^{N_C} m_{B_r} \right). \quad (3)$$

See the original papers [2] for how to solve Eqs. (2).

We now realize our theory on D-branes in string theory as follows. Let us consider parallel  $N_F$  D7-branes in type IIB string theory and divide four spatial directions of their world volume by  $\mathbf{Z}_2$  to form the orbifold  $\mathbf{C}^2/\mathbf{Z}_2$ . The orbifold singularity is blown up to the Eguchi-Hanson space by  $S^2$  with the area

$$A = c g_s l_s^4 = \frac{c}{\tau_3} \quad (4)$$

with  $g_s$  the string coupling,  $l_s = \sqrt{\alpha'}$  the string length and  $\tau_3 = 1/g_s l_s^4$  the D3-brane tension. We then realize our theory on  $N_C$  fractional D3-branes, that is, D5-branes wrapping around  $S^2$ . Then the configuration becomes

$$\begin{aligned} N_C \text{ frac. D3:} & \quad 0123 \\ N_F \text{ D7:} & \quad 01234567 \\ \mathbf{C}^2/\mathbf{Z}_2 \text{ ALE:} & \quad 4567. \end{aligned} \quad (5)$$

A string connecting D3-branes provides the gauge multiplets whereas a string connecting D3-branes and D7-branes provides the hypermultiplets in the fundamental representation. The gauge coupling constant  $g$  of the gauge theory realized on the D3-brane is

$$\frac{1}{g^2} = \frac{b}{g_s} \quad (6)$$

with  $b$  the  $B$ -field flux integrated over the  $S^2$ ,  $b \sim AB_{ij}$ . The positions of the D7-branes in the  $x^8$ - $x^9$  plane gives the complex masses for the fundamental hypermultiplets whereas the positions of the D3-branes in the  $x^8$ - $x^9$  plane is determined by the VEV of  $\Sigma$ :

$$\begin{aligned} (x^8, x^9)|_{D7} &= l_s^2(m, n), \\ (x^8, x^9)|_{D3} &= l_s^2(\Sigma^1(x^1, x^2), \Sigma^2(x^1, x^2)). \end{aligned} \quad (7)$$

Taking a T-duality along the  $x^4$ -direction the ALE geometry is mapped to two NS5-branes separated in

the  $x^4$ -direction. The configuration becomes the Hanany-Witten type brane configuration [15]

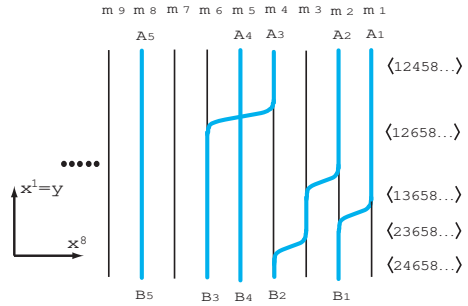
$$\begin{array}{ll} N_C \text{ D4:} & 01234 \\ N_F \text{ D6:} & 0123 \quad 567 \\ 2 \text{ NS5:} & 0123 \quad 89. \end{array} \quad (8)$$

The relations between physical quantities and the positions of branes are summarized as follows:

$$\begin{aligned} (x^8, x^9)|_{D4} &= l_s^2(\Sigma^1(x^1, x^2), \Sigma^2(x^1, x^2)), \\ (x^8, x^9)|_{D6} &= l_s^2(m, n), \quad \Delta x^4|_{\text{NS5}} = \frac{g_s l_s}{g^2}, \\ (\Delta x^5, \Delta x^6, \Delta x^7)|_{\text{NS5}} &= g_s l_s^3(0, 0, c). \end{aligned} \quad (9)$$

As vacuum states in the brane picture before taking T-duality, any D3-brane must lie in a D7-brane. At most one D3-brane can lie in each D7-brane (because of s-rule [15]) so that the vacuum  $\langle A_1, \dots, A_{N_C} \rangle$  is realized with  $A_r$  denoting positions of D3-branes, and therefore the number of vacua is  $N_F C_{N_C}$ .

For domain wall states, we consider real mass  $n = 0$  and  $\Sigma_2 = 0$ , and  $\Sigma_1$  depends on one coordinate  $y \equiv x^1$ . All D3-branes lie in some  $N_C$  D7-branes in the limit  $y \rightarrow +\infty$ , giving  $\langle A_1, \dots, A_{N_C} \rangle$ , but lie in another set of D7-branes in the opposite limit  $y \rightarrow -\infty$ , giving another vacuum  $\langle B_1, \dots, B_{N_C} \rangle$ . The  $N_C$  D3-branes exhibit kinks somewhere in the  $y$ -coordinate as illustrated in Fig. 1. Here we labeled  $B_r$  such that the  $A_r$ -th brane at  $y \rightarrow +\infty$



**FIGURE 1.** Multiple non-Abelian walls as kinky D-branes.

goes to the  $B_r$ -th brane at  $y \rightarrow -\infty$ . If we separate adjacent walls far enough the configuration between these walls approach a vacuum as illustrated in Fig. 1.

Using quantities given in (4) and (6), or (9) in T-dualized picture, the tension formula (3) of walls is correctly reproduced by the brane tension around kinky regions. These configuration clarify dynamics of domain walls easily. In non-Abelian gauge theory two domain walls can penetrate each other if they are made of separated D3-branes like Fig. 2 but they cannot if they are made of adjacent D3-branes like Fig. 3. In the latter case, reconnection of D3-branes occur in the limit that two walls are compressed.

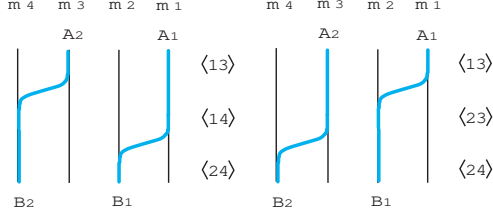


FIGURE 2. Penetrable walls.

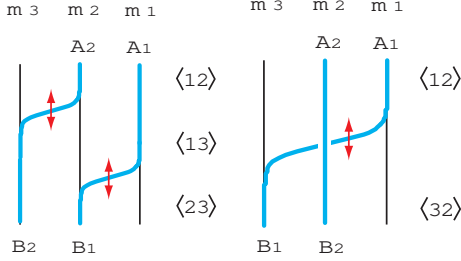


FIGURE 3. Impenetrable walls

## DOMAIN WALL WEBS

The BPS equations for domain wall webs can be obtained as [13] ( $H^1 \equiv H, H^2 = 0$ )

$$\begin{aligned} F_{12} &= i[\Sigma_1, \Sigma_2], & \mathcal{D}_1 \Sigma_2 &= \mathcal{D}_2 \Sigma_1, \\ \mathcal{D}_1 \Sigma_1 + \mathcal{D}_2 \Sigma_2 &= \frac{g^2}{2} (c \mathbf{1}_{N_C} - H H^\dagger), & (10) \\ \mathcal{D}_1 H &= H M_1 - \Sigma_1 H, & \mathcal{D}_2 H &= H M_2 - \Sigma_2 H. \end{aligned}$$

with  $x^1$  and  $x^2$  the codimensions. The energy density is

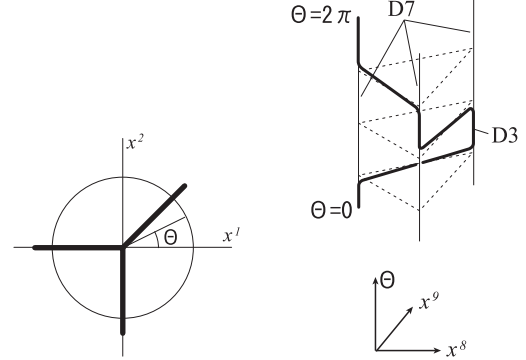
$$\mathcal{E} = \mathcal{Y} + \mathcal{Z}_1 + \mathcal{Z}_2 + \partial_\alpha J_\alpha, \quad (11)$$

where each charge density is given by

$$\mathcal{Y} \equiv \frac{2}{g^2} \partial_\alpha \text{Tr} \left( \varepsilon^{\alpha\beta} \Sigma_2 \mathcal{D}_\beta \Sigma_1 \right), \quad \mathcal{Z}_\alpha \equiv c \partial_\alpha \text{Tr} \Sigma_\alpha \text{ (no sum)} \quad (12)$$

with  $J_\alpha$  terms not contributing to the tension under the space integration. Wall tensions and the junction charge are defined by  $Z_\alpha \equiv \int dx^\alpha \mathcal{Z}_\alpha$  and  $Y \equiv \int dx^1 dx^2 \mathcal{Y}$ , respectively. See the original papers [13] for solutions to (10) and their properties. In the following we consider only  $U(1)$  gauge group for simplicity.

Several walls form a 1/4 BPS wall junction when both  $\Sigma^1$  and  $\Sigma^2$  fully depend on both  $x^1$  and  $x^2$  as a solution of (10). So the configurations are given by maps from  $(x^1, x^2)$  to  $(x^8, x^9)$ . An example of three wall junction in the  $U(1)$  gauge theory with  $N_F = 3$  is illustrated in Fig. 4. Along a circle with sufficiently large radius surrounding an  $n$ -wall junction point in the real space, we encounter  $n$  vacua. That circle is mapped to the brane configuration with D3-branes successively interpolating between  $n$  D7-branes. For smaller radius the D3-brane is detached from

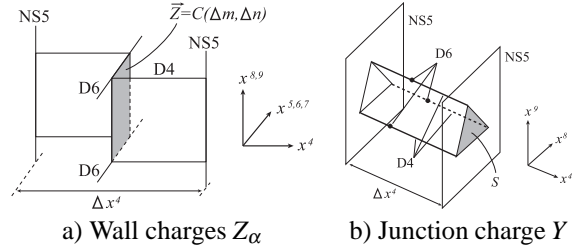


a) A three wall junction    b) Brane configuration

FIGURE 4. a) Three domain wall junction in the real space  $x^1$  and  $x^2$ . The origin is placed at the junction point. We take a polar coordinate  $x^1 = r \cos \theta$  and  $x^2 = r \sin \theta$ . b) Brane configuration for the three wall junction in  $U(1)$  gauge theory with  $N_F = 3$ . Three flavors with complex masses correspond to three D7-branes in the  $x^8$ - $x^9$  plane. One D3-brane interpolate between these three D7-branes. With fixing  $r$  sufficiently large, the map from the angle  $\theta$  to  $(x^8, x^9) = l_s^2(\Sigma^1(r, \theta), \Sigma^2(r, \theta))$  is illustrated. The D3-brane does not touch any D7-branes for smaller  $r$ , and for all  $r$  it sweeps inside the triangular column made of the three D7-branes.

the D7-branes and goes inside the region surrounded by  $n$  D7-branes. Varying  $r$  the configuration sweeps inside that column.

Let us take a T-duality along  $x^4$  as (8) and (9). The brane configuration for wall junction is illustrated in Fig. 5. In these figures, the dependence of  $\Sigma$  to  $x^1$  and  $x^2$



a) Wall charges  $Z_\alpha$     b) Junction charge  $Y$

FIGURE 5. Brane configuration for domain wall junction.

is suppressed but is drawn in the same figure. Each D4-brane ends on a D6-brane at one spatial infinity of the  $x^1$ - $x^2$  plane with fixing  $x^1/x^2$ . It can move to another D6-brane at another spatial infinity. Then the position  $\Sigma_{1,2}$  of a D4-brane at each point of the  $x^1$ - $x^2$  plane is drawn in the same figure. The D4-brane tension contributing to  $\tau_4 \Delta x^4(\Delta x^8, \Delta x^9) = \frac{1}{g^2 l_s^2}(\Delta m, \Delta n)$  diverges in the limit  $l_s \rightarrow 0$  but this is the vacuum energy. The contribution to the shaded area in Fig. 5-a)

$$\tau_4 \Delta x^7(\Delta x^8, \Delta x^9) = c(\Delta m, \Delta n) = (Z_1, Z_2) \quad (13)$$

recovers the wall tensions correctly. We can only see the wall in Fig. 5-a) but not a junction. To see a wall junction and its junction charge  $Y$ , we ignore the dependence on  $x^5, x^6, x^7$ . Instead in Fig. 5-b), we take into account the  $x^8-x^9$  dependence. Just as in Fig. 5-a), we draw D4-brane position at each  $(x^1, x^2)$  in the same figure. Then it sweeps inside a triangular column. Interestingly the junction charge  $Y$  can be calculated from the product of the D3-brane tension and the volume of the triangular column

$$Y \sim \tau_4 \text{Vol}(\text{triang. column}) = \tau_4 \Delta x^4 |dx^8 \wedge dx^9|. \quad (14)$$

$Y$  is actually negative for  $U(1)$  gauge theory [13] but it is not clear in the brane picture yet. Non-Abelian  $U(N_C)$  case could be considered in the same way. As in domain wall case [1] duality between junctions in  $U(N_C)$  and  $U(N_F - N_C)$  gauge theories would be explained by exchange of the two NS5-branes.

## DISCUSSION

In this talk we have discussed only non-degenerate masses for hypermultiplets. When masses are degenerated more interesting physics appears [16, 12]. Other than domain walls, lots of composite BPS solitons in the Higgs phase have been found, like 1/4 BPS instantons with vortices [17], 1/4 BPS intersecting vortices [18], and various 1/8 BPS composite solitons [19]. Reviews of some of these development can be found in [20]. D-brane configurations for these newly found solitons are desired.

## ACKNOWLEDGMENTS

This work is supported in part by Grant-in-Aid for Scientific Research from the Ministry of Education, Culture, Sports, Science and Technology, Japan No.13640269 (NS) and 16028203 for the priority area ‘‘origin of mass’’ (NS). M. N. and K. Ohashi. (M. E. and Y. I.) are supported by Japan Society for the Promotion of Science under the Post-doctoral (Pre-doctoral) Research Program while K. Ohta is supported in part by Special Postdoctoral Researchers Program at RIKEN.

## REFERENCES

1. M. Eto, Y. Isozumi, M. Nitta, K. Ohashi, K. Ohta and N. Sakai, Phys. Rev. D **71**, 125006 (2005) [arXiv:hep-th/0412024].
2. Y. Isozumi, M. Nitta, K. Ohashi and N. Sakai, Phys. Rev. Lett. **93**, 161601 (2004) [arXiv:hep-th/0404198]; Phys. Rev. D **70**, 125014 (2004) [arXiv:hep-th/0405194].
3. E. Abraham and P. K. Townsend, Phys. Lett. B **291**, 85 (1992); Phys. Lett. B **295**, 225 (1992); J. P. Gauntlett, D. Tong and P. K. Townsend, Phys. Rev. D **64**, 025010 (2001) [arXiv:hep-th/0012178]; D. Tong, Phys. Rev. D **66**, 025013 (2002) [arXiv:hep-th/0202012]; JHEP **0304**, 031 (2003) [arXiv:hep-th/0303151]; K. S. M. Lee, Phys. Rev. D **67**, 045009 (2003) [arXiv:hep-th/0211058]; M. Arai, M. Naganuma, M. Nitta, and N. Sakai, Nucl. Phys. B **652**, 35 (2003) [arXiv:hep-th/0211103]; in Garden of Quanta - In honor of Hiroshi Ezawa, Eds. by J. Arafune et al. (World Scientific Publishing Co. Pte. Ltd. Singapore, 2003) pp 299-325, [arXiv:hep-th/0302028]; M. Arai, E. Ivanov and J. Niederle, Nucl. Phys. B **680**, 23 (2004) [arXiv:hep-th/0312037]; Y. Isozumi, K. Ohashi, and N. Sakai, JHEP **0311**, 060 (2003) [arXiv:hep-th/0310189]; JHEP **0311**, 061 (2003) [arXiv:hep-th/0310130]; N. Sakai and Y. Yang, arXiv:hep-th/0505136.
4. A. Giveon and D. Kutasov, Rev. Mod. Phys. **71**, 983 (1999) [arXiv:hep-th/9802067].
5. N. D. Lambert and D. Tong, Nucl. Phys. B **569**, 606 (2000) [arXiv:hep-th/9907098].
6. Y. Isozumi, M. Nitta, K. Ohashi and N. Sakai, Phys. Rev. D **71**, 065018 (2005) [arXiv:hep-th/0405129].
7. J. P. Gauntlett, R. Portugues, D. Tong, and P.K. Townsend, Phys. Rev. D **63**, 085002 (2001) [arXiv:hep-th/0008221]; M. Shifman and A. Yung, Phys. Rev. D **67**, 125007 (2003) [arXiv:hep-th/0212293].
8. N. Sakai and D. Tong, JHEP **0503**, 019 (2005) [arXiv:hep-th/0501207]; R. Auzzi, M. Shifman and A. Yung, Phys. Rev. D **72**, 025002 (2005) [arXiv:hep-th/0504148].
9. M. Eto, Y. Isozumi, M. Nitta, K. Ohashi, K. Ohta, N. Sakai and Y. Tachikawa, Phys. Rev. D **71**, 105009 (2005) [arXiv:hep-th/0503033].
10. A. Hanany and D. Tong, arXiv:hep-th/0507140.
11. S. Bolognesi, arXiv:hep-th/0507273.
12. M. Eto, M. Nitta, K. Ohashi and D. Tong, arXiv:hep-th/0508130.
13. M. Eto, Y. Isozumi, M. Nitta, K. Ohashi and N. Sakai, Phys. Rev. D (in press) [arXiv:hep-th/0506135]; arXiv:hep-th/0508241.
14. M. Arai, M. Nitta and N. Sakai, Prog. Theor. Phys. **113**, 657 (2005) [arXiv:hep-th/0307274].
15. A. Hanany and E. Witten, Nucl. Phys. B **492**, 152 (1997) [arXiv:hep-th/9611230].
16. M. Shifman and A. Yung, Phys. Rev. D **70**, 025013 (2004) [arXiv:hep-th/0312257].
17. M. Eto, Y. Isozumi, M. Nitta, K. Ohashi and N. Sakai, Phys. Rev. D **72**, 025011 (2005) [arXiv:hep-th/0412048].
18. M. Naganuma, M. Nitta and N. Sakai, Grav. Cosmol. **8**, 129 (2002) [arXiv:hep-th/0108133]; R. Portugues and P. K. Townsend, JHEP **0204**, 039 (2002) [arXiv:hep-th/0203181].
19. K. Lee and H. U. Yee, arXiv:hep-th/0506256; M. Eto, Y. Isozumi, M. Nitta and K. Ohashi, arXiv:hep-th/0506257.
20. Y. Isozumi, M. Nitta, K. Ohashi and N. Sakai, arXiv:hep-th/0409110; arXiv:hep-th/0410150; M. Eto, Y. Isozumi, M. Nitta, K. Ohashi and N. Sakai, arXiv:hep-th/0508017.