

Geometry of Rank Reduction

Stefan Förste^a, Hans Peter Nilles^{b,c}, Akim Wingerter^b

^a *Institute for Particle Physics Phenomenology (IPPP)
South Road, Durham DH1 3LE, United Kingdom*

^b *Physikalisches Institut, Universität Bonn
Nussallee 12, D-53115 Bonn, Germany*

^c *Theory Division, Physics Department
CERN, CH-1211 Geneva 23, Switzerland*

Abstract

We introduce continuous Wilson lines to reduce the rank of the gauge group in orbifold constructions. In situations where the orbifold twist can be realised as a rotation in the root lattice of a grand unified group we derive an appealing geometric picture of the symmetry breakdown. This symmetry breakdown is smooth and corresponds to a standard field theory Higgs mechanism. The embedding into heterotic string theory is discussed.

1 Introduction

To establish a connection between superstring theory in $d = 10$ space-time dimensions and particle physics models in $d = 4$ we need to have a detailed understanding of the compactification of extra space dimensions. Over the years, orbifold compactification [1,2] turned out to be a useful tool for string model building. This scheme combines the technical simplicity of torus compactification with the requirements of realistic gauge group and particle spectrum. With the inclusion of background fields [3,4] (as e.g. Wilson lines), a large number of models can be constructed, most notably in the framework of heterotic string theory. Although simplified, the scheme leaves open so many possibilities that, at present, a full classification seems to be hopeless.

More recently, the question of gauge unification in higher dimensions has been studied in $d = 5$ [5] and $d = 6$ [6] in a pure field theoretical framework (so-called orbifold GUTs). Some of the successful aspects of string orbifold models, as e.g. the doublet-triplet splitting [7] in grand unified theories, can be incorporated in this scheme as well. The process of compactification is further simplified and allows more flexibility in model building, since the severe consistency conditions of string theory are not taken into account. The field theory orbifold GUTs should therefore be understood as a set-up for model building where questions of consistency of the higher dimensional quantum field theory have been postponed. Such a consistency might be achieved a posteriori by a suitable ultraviolet completion, ultimately through an embedding in a consistent string theory along the lines of [8–12].

The mechanism of orbifold compactification (whether in $d = 10, 5$, or whatever) might, of course, lead to results that could be considered as an artifact of its simplicity. We think that the question about the rank of the gauge group might fall in this category. In contemporary constructions the orbifolding procedure does not lower the rank of the higher dimensional grand unified gauge group. The present paper is devoted to the study of rank reduction in orbifold compactifications. Earlier work in that direction can be found in [13] in the framework of the \mathbb{Z}_3 orbifold, where, unfortunately, it was difficult to make contact to even semi-realistic models of particle physics in the rank reduced case.

This mechanism of rank reduction requires a more sophisticated treatment of the orbifolding procedure than usually employed. The space-time twist has to be presented as a rotation (and not just as a shift) in the root lattice of the higher dimensional gauge group. Certain continuous Wilson lines can then lead to a reduction of the rank of that group. From a low-energy effective field theory point of view such a Wilson line would correspond to a non-vanishing vacuum expectation value of an untwisted (bulk) scalar field [14, 15] and represents thus a stringy implementation of the Higgs mechanism.

As the description of the mechanism is technically quite complicated, we shall not give the discussion in full generality but shall instead concentrate on a specific (though not simple) example: E_6 gauge symmetry in two extra dimensions. A more complete treatment can be found in [16].

In section 2 we shall give a short introduction to the orbifold technology: twists, shifts, discrete and continuous Wilson lines as well as the basic picture of rank reduction. Section

3 will contain a detailed discussion of Weyl rotations in E_6 , an example with a breakdown to $SO(10) \times U(1)$ and the action of continuous Wilson lines. In section 4 we provide an explicit example of a \mathbb{Z}_2 orbifold in $d = 6$ with gauge group E_6 in the bulk. With a discrete Wilson line we can break to the Pati-Salam Group, while a (rank reducing) continuous Wilson line breaks the gauge group $SU(4) \times SU(2) \times SU(2)$ to the standard model $SU(3) \times SU(2) \times U(1)$. Section 5 discusses the possible embedding of the $d = 6$ model in the full $d = 10$ string setup. We shall see that the model of section 4 might find its completion in one of the models discussed in ref. [10] or a variant thereof. We then analyse the lessons one might learn from such an embedding. Section 6 gives an outlook and conclusions.

2 Orbifold Constructions in Six Dimensions

We will briefly review orbifold constructions [1, 2]. Starting with six dimensions, two dimensions are compactified on an orbifold

$$\mathcal{O} = T^2/P. \quad (1)$$

An orbifold is defined to be the quotient of a torus over a discrete set of isometries, called the *point group* P . Alternatively, one can start with the complex plane, and first identify points which differ by translations (lattice shifts) L in order to arrive at the torus, and then mod out the action of P :

$$T^2 = \mathbb{C}/L \quad \rightsquigarrow \quad \mathcal{O} = T^2/P = \mathbb{C}/S. \quad (2)$$

S is called the *space group*, and is the semidirect product of the point group P and the translation group L defining the torus. For the action of the point group to be well-defined, elements of P must be automorphisms of the lattice defining the torus.

The original theory in six dimensions is taken to be a grand unified gauge theory. The action of the point group on the space-time degrees of freedom is generically accompanied by an action on the gauge degrees of freedom, $P \hookrightarrow G$, where the embedding is a homomorphism. G is a subgroup of the automorphisms of the Lie algebra \mathfrak{g} describing the gauge symmetry, and is called the *gauge twisting group*.

2.1 Embedding the Twist in the Gauge Degrees of Freedom

Any inner Lie algebra automorphism σ of finite order N can be realised as a shift $X \mapsto X + V$, in the root lattice Λ of \mathfrak{g} such that its action on the step operators corresponding to the simple roots α_k and the extended root α_0 is given by [17]

$$\sigma(E_{\alpha_k}) = \exp(2\pi i \alpha_k \cdot V) E_{\alpha_k}, \quad k = 0, \dots, \text{rank } \mathfrak{g}, \quad (3)$$

with $\alpha_0 = -\sum_{j=1}^{\text{rank } \mathfrak{g}} \alpha_j k_j$, where k_j are the Kac labels. On the Cartan generators H_i , the action of σ is trivial. Thus none of the Cartan generators is projected out. It is therefore clear that by this construction the rank of the algebra cannot be reduced.

To be able to reduce the rank of the gauge group we need an alternative approach to symmetry breaking in which the action of the twist in the gauge algebra transforms some of the Cartan generators non-trivially. Such a mechanism can be realised as follows. As the elements of P are automorphisms of the lattice defining T^2 , it is natural to associate with them automorphisms of the root lattice Λ , i.e. to realise the twist in the space-time as a twist in the gauge degrees of freedom [13]. The automorphisms of the root lattice, the Weyl group \mathcal{W} of \mathfrak{g} , is generated by the reflections

$$r_{\alpha_k} : \xi \mapsto \xi - 2 \frac{\langle \alpha_k, \xi \rangle}{\langle \alpha_k, \alpha_k \rangle} \alpha_k, \quad (4)$$

where the α_k are the simple roots of \mathfrak{g} . There is a natural lift of r_{α_k} to the Lie algebra \mathfrak{g} given by [18–20]

$$\tilde{r}_{\alpha_k} = \exp \left(\frac{i\pi}{2} (E_{\alpha_k} + E_{-\alpha_k}) \right), \quad (5)$$

so that the lift \tilde{w} of an arbitrary element of $w \in \mathcal{W}$ is given by the product of lifts of simple Weyl reflections. Under the lift of a single Weyl reflection r_α , the generators of the Lie algebra transform as

$$\begin{aligned} \tilde{r}_\alpha (\lambda \cdot H) \tilde{r}_\alpha^{-1} &= (r_\alpha(\lambda)) \cdot H, \\ \tilde{r}_\alpha E_\beta \tilde{r}_\alpha^{-1} &= c_\alpha(\beta) E_{r_\alpha(\beta)}. \end{aligned} \quad (6)$$

For an explicit calculation, the complex phases $c_\alpha(\beta)$ must be determined. In appendix A, we express these phases in terms of the structure constants of the algebra.

As the order of the Weyl group is finite, and the automorphism group of a Lie algebra is itself a Lie algebra, it is clear that the relation between the lift described above and the automorphisms realised by shifts cannot be one-to-one. Refs. [20–22] are concerned with determining the shift vectors corresponding to the conjugacy classes of the Weyl group.

The definition of the lift as given by eq. (5) is not unique. One can also first shift the lattice by an arbitrary vector v before twisting it with \tilde{r}_{α_k} [19, 20] :

$$\tilde{r}'_{\alpha_k} = \tilde{r}_{\alpha_k} \exp(2\pi v \cdot H) = \exp \left(\frac{i\pi}{2} (E_{\alpha_k} + E_{-\alpha_k}) \right) \exp(2\pi v \cdot H). \quad (7)$$

In the following, we shall see that this generalisation will lead to many new possibilities for model building.

A nontrivial consistency condition is that the order of the algebra automorphism should be a divisor of the order of the point group. Note that the Cartan generators transform non-trivially, and step operators need not be eigenstates under the orbifold action. Starting from a set of generators in the Cartan-Weyl basis yields a set of invariant generators which are typically not in the Cartan-Weyl basis of the unbroken algebra. The invariant generators consist of the sum of a generator and its images. In order to find the Cartan-Weyl basis of the unbroken algebra one proceeds as follows. First, we identify a Cartan subalgebra by taking the (linear combinations of) Cartan generators of the original algebra which are

invariant under the orbifold action. These we supplement by linear combinations of step operators which are even under the orbifold group and are not charged under the invariant Cartan generators. If the number of invariant Cartan generators differs from the rank of the original gauge symmetry by more than one we need to supplement by more than one linear combination of step operators. These should mutually commute.

After a Cartan subalgebra is chosen one has to simultaneously diagonalise its adjoint action on the remaining invariant combinations of step operators. Eventually, this procedure leads to the unbroken gauge symmetry written in the Cartan-Weyl basis allowing for an identification of the group from the Cartan matrix or the Dynkin diagram.

Once we have clarified this, we shall see that the rank of the gauge group still remains the same. Some of the Cartan operators in the original gauge group have been projected out, but some new ones (linear combinations of the step operators) appear and will replace the former ones. This is a result of the fact that, if one just considers the point group and not the full space group of the orbifold, any rotation in the gauge group can be represented by a shift [4]. Rank reduction needs more than just this. It also needs a representation of the full space group in the gauge group, thus additional Wilson lines.

2.2 Wilson Lines

So far we have embedded the twist in space-time as a twist in the gauge degrees of freedom. Analogously, each shift in the space-time defining the torus can be associated with a shift in the co-root lattice¹ of \mathfrak{g} , and this corresponds to a Wilson line W . Around non-contractible loops, the operators will then transform with a phase,

$$E_\alpha \rightarrow \exp(2\pi i \alpha \cdot W) E_\alpha. \quad (8)$$

A Wilson line might thus remove some of the step operators E_α . If it projects out step operators that play the role of Cartan operators in the “twisted” gauge group the rank of the gauge group can thus be reduced.

When considering Wilson lines in the presence of the space-time twist realised as a rotation, there are 3 cases to be distinguished:

- (i) W is left invariant by the twist s ,
- (ii) W is completely rotated by the twist s ,
- (iii) Some of the components of W are rotated by the twist s .

In the following, we will concentrate on the first 2 cases. Consider the case, when the Wilson line is invariant, and for the sake of brevity, assume that the twist is of order 2. Applying twice the same gauge transformation must act as the identity. Denoting the gauge degrees of freedom by X , we have

$$X \xrightarrow{s} s(X) + W \xrightarrow{s} s^2(X) + s(W) + W = X + 2W, \quad (9)$$

¹For algebras of type ADE , the co-root lattice is equal to the root lattice.

where we used the fact that s is of order 2, and leaves W invariant. We conclude that $2W$ must be in the co-root lattice, and hence is discrete.

Let us now consider the case, when the Wilson line is completely rotated by the twist s , and repeat the previous arguments:

$$X \xrightarrow{s} s(X) + W \xrightarrow{s} s^2(X) + s(W) + W = X - W + W = X. \quad (10)$$

In contrast to the case, where the Wilson line was invariant, W is now not restricted to lie in a lattice, and hence can be rescaled by an arbitrary real parameter λ .

The step operators are still subject to the transformation law given in eq. (8) around non-contractible loops, but this time the continuous parameter λ in

$$E_\alpha \rightarrow \exp(2\pi i \alpha \cdot \lambda W) E_\alpha \quad (11)$$

will have the effect that there will always be a non-trivial phase, if $\alpha \cdot W \neq 0$. Hence, the corresponding operators will be projected out and this leads to rank reduction. In section 3.2 we shall discuss this in detail in an explicit example.

So far our technical treatment of the Wilson lines. As this is the central point of the mechanism of rank reduction we add a more intuitive discussion of the action of Wilson lines in this set-up. It will be useful to make contact to the picture from the effective low-energy field theory point of view. Wilson lines stand for vacuum expectation values of an internal component of the gauge field. The two qualitatively different types of Wilson lines will be discussed in the following.

2.2.1 Discrete Wilson Lines: No Rank Reduction

First we consider the case that the vev of an internal gauge field component points into a Lie algebra direction which is even under the orbifold group. Without loss of generality the vev can be taken to point into invariant Cartan directions (m labels a compactified space direction and I a Cartan direction)

$$A_m = A_m^I H^I. \quad (12)$$

We associate this vev with a vector W_i of the maximal torus according to [3].

$$\oint_i A_m^I dz^m = 2\pi A_m^I e_i^m = 2\pi W_i^I, \quad (13)$$

where i labels a non contractible loop on T^2 , i.e. e_i is a basis vector in the T^2 lattice. The embedding of the point group into the gauge group was realised as an automorphism of the root lattice which is the lattice defining the maximal torus (for simply laced groups). Hence it induces a nontrivial transformation of the vector W_i . The condition that the vev points into an invariant direction means that the vector W_i has to be chosen such that it is invariant under the orbifold action.

Due to the internal vector index the vev is odd under the full action of the orbifold and the corresponding moduli are projected out. The Wilson line and its orbifold image

should be identified by symmetries of the theory. The Wilson line is quantised or *discrete*. In our case the scalar product of $2W_i$ with all occurring weight vectors has to be integer. From the way we constructed the Cartan subalgebra of the unbroken gauge group in the previous section it is clear that the discrete Wilson line commutes with all elements of the Cartan subalgebra. Hence the rank is not reduced.

2.2.2 Continuous Wilson Lines: Rank Reduction

Here, we consider the option that the Wilson line points into a direction which is not invariant under the orbifold action. By employing unbroken gauge transformations the Wilson line can be always chosen to point into odd Cartan directions. According to eq. (13) it can again be associated with a vector on the maximal torus. This vector is taken to transform non trivially under the embedding of the point group into the gauge group. Because of the internal vector index m the overall transformation under the point group is even, the vev corresponds to a modulus, the Wilson line is *continuous*.

Since the continuous Wilson line points into an odd Cartan direction it can reduce the rank. The reason can be seen by looking again at our construction of the Cartan algebra in the unbroken gauge group. The combinations of step operators supplementing the even Cartan generators can be charged under the odd Cartan generators. Hence it can happen that an element of the Cartan algebra in the unbroken gauge group does not commute with the continuous Wilson line and, accordingly, is projected out. The rank of the gauge group is reduced.

Since continuous Wilson lines are associated with moduli they should correspond to flat directions in the four dimensional picture. This is indeed the case. The internal gauge field components give rise to scalars taking values in the complement of the unbroken gauge group. Giving non vanishing vacuum expectation values to these scalars is the four dimensional picture for switching on a continuous Wilson line. This symmetry breaking is thus smooth and corresponds to a Higgs-mechanism in the low energy-effective theory.

3 The Breaking of E_6

Let us now consider E_6 as an explicit example. It appears at an intermediate stage in many of the phenomenologically interesting models derived from the heterotic $E_8 \times E_8$ string theory. The Weyl group of E_6 has 51,840 elements, each of which is in one of 25 conjugacy classes [23]. In tab. 1, we list for each conjugacy class one representative in terms of simple Weyl reflections [24], its order on the root lattice, the order of the corresponding lift to the algebra, and the associated symmetry breaking.

Naively one might think that with this, all the possibilities of breakdown of E_6 would be classified. But this is actually not the case. As we have explained in the last section, we can generalise the lift (cf. eq. (7)) by first shifting the lattice by an arbitrary vector v before twisting it by an element of one of the conjugacy classes. This opens up many more possibilities which, unfortunately, are difficult to classify in full generality.

No.	Weyl Group Element	ord ₁	ord ₂	Inv.	Gauge group
1	$\mathbb{1}$	1	1	78	E_6
2	r_1	2	4	36	$SU(6) \times U(1)$
3	$r_1 r_2$	3	3	36	$SU(6) \times U(1)$
4	$r_1 r_6$	2	4	30	$SO(8) \times U(1)^2$
5	$r_1 r_2 r_3$	4	8	18	$SU(4) \times U(1)^3$
6	$r_6 r_2 r_3 r_6 r_4 r_3$	4	4	20	$SU(3)^2 \times SU(2) \times U(1)$
7	$r_1 r_6 r_2$	6	12	18	$SU(4) \times U(1)^3$
8	$r_6 r_2 r_3 r_4$	6	6	18	$SU(3)^2 \times U(1)^2$
9	$r_1 r_6 r_2 r_3$	5	5	18	$SU(4) \times U(1)^3$
10	$r_1 r_6 r_2 r_3 r_6 r_4 r_3$	12	24	6	$U(1)^6$
11	$r_1 r_6 r_2 r_1 r_3 r_6 r_2 r_3 r_4 r_3 r_5 r_4$	6	6	12	$SU(2)^3 \times U(1)^3$
12	$r_1 r_6 r_4$	2	4	20	$SU(3)^2 \times SU(2) \times U(1)$
13	$r_1 r_6 r_3 r_4$	4	8	12	$SU(3) \times U(1)^4$
14	$r_1 r_6 r_2 r_3 r_4$	8	8	10	$SU(2)^2 \times U(1)^4$
15	$r_1 r_2 r_4 r_5$	3	3	30	$SO(8) \times U(1)^2$
16	$r_1 r_2 r_3 r_4 r_5$	6	12	8	$SU(2) \times U(1)^5$
17	$r_1 r_6 r_2 r_3 r_6 r_4 r_3 r_5$	9	9	8	$SU(2) \times U(1)^5$
18	$r_1 r_6 r_2 r_4$	6	12	12	$SU(2)^3 \times U(1)^3$
19	$r_1 r_6 r_2 r_3 r_4 r_5$	12	12	6	$U(1)^6$
20	$r_1 r_6 r_2 r_3 r_5$	10	20	8	$SU(2) \times U(1)^5$
21	$r_6 r_2 r_3 r_6 r_2 r_3 r_4 r_3 r_6 r_2 r_3 r_4$	2	2	38	$SU(6) \times SU(2)$
22	$r_1 r_6 r_2 r_3 r_6 r_2 r_3 r_4 r_3 r_6 r_2 r_3 r_4$	4	8	14	$SU(2)^4 \times U(1)^2$
23	$r_1 r_6 r_2 r_4 r_5$	6	12	12	$SU(2)^3 \times U(1)^3$
24	$r_1 r_6 r_2 r_3 r_6 r_2 r_3 r_4 r_3 r_6 r_2 r_3 r_4 r_5$	6	6	14	$SU(2)^4 \times U(1)^2$
25	$r_1 r_6 r_2 r_1 r_3 r_6 r_2 r_1 r_3 r_4 r_3 r_6 r_2 r_1 r_3 r_4 r_5$ $r_4 r_3 r_6 r_2 r_3 r_4 r_5$	3	3	24	$SU(3)^3$

Table 1: Weyl group conjugacy classes of E_6 and the associated symmetry breakings. The entry of ‘ord₁’ gives the order of the automorphism on the root lattice whereas ‘ord₂’ gives the order of the induced algebra automorphism when the shiftless lift of equation (5) is applied. In column ‘Inv.’ the number of invariant elements is reported.

In fact we shall here consider an example with a generalised lift. Following the argumentation of ref. [9, 25] we are particularly interested in an $\text{SO}(10)$ gauge symmetry at some intermediate stage, and $\text{SO}(10)$ is not included in the list of possible symmetry breakings of table 1. Introducing an appropriate shift, the fourth conjugacy class in tab. 1 will correspond to a breakdown of the gauge symmetry $E_6 \rightarrow \text{SO}(10) \times \text{U}(1)$, and moreover, the order of the twist in the root lattice and of its lift will coincide, which is required for the consistency of the construction.

3.1 Breaking E_6 to $\text{SO}(10) \times \text{U}(1)$

For our purposes, E_6 is best described in terms of its embedding in E_8 , cf. appendix B. We consider the fourth conjugacy class $s \equiv r_1 r_6$ which is of order 2. The lift of s will be given by

$$\tilde{s} \equiv \tilde{r}_1 \tilde{r}_6 \exp(2\pi v \cdot H), \quad v = (0, 1/4, 0, 0, 0, 1/4, 0, 0), \quad (14)$$

where the choice of v is motivated by the considerations discussed above. Using eq. (6), it is straightforward to determine the images of the 6 Cartan and 72 step operators of E_6 under the transformation. From the step operators 12 are invariant, and the rest pair up to give 30 invariant combinations. Of the 6 Cartan generators, 2 are invariant, and 4 pair up to give 2 invariant combinations. Thus, 2 of the original Cartan generators are projected out. Looking for a maximal commuting subalgebra, we find that there are 2 invariant combinations of step operators, namely $E_2 + E_3$, and $E_{37} + E_{40}$, which commute with the 4 original Cartan generators, forming the Cartan subalgebra of the unbroken gauge group. The 46 invariant combinations are summarised in tab. 5 in appendix C.

Knowing the dimension and rank of the unbroken gauge group, it is not difficult to conclude that it corresponds to the subgroup $\text{SO}(10) \times \text{U}(1)$ of E_6 . It will prove useful to verify this conclusion by an explicit calculation, using Dynkin's approach to group theory. Even though the dimension and the rank may uniquely specify the gauge group in this particular case, as soon as the dimension becomes small, ambiguities arise, necessitating a more thorough investigation. We present the details of the calculation in appendix C.

The 32 linear combinations of operators, which are not invariant under the gauge twist, but transform with a minus sign (cf. tab. 6 in appendix C) correspond to the irreducible representations $\mathbf{16} + \overline{\mathbf{16}}$ of $\text{SO}(10)$. Again, the details are given in appendix C.

3.2 Reducing the Rank of the Gauge Group

We are now ready to consider possible Wilson lines that lead to rank reduction. The matrix representation of the gauge twist in the standard basis of \mathbb{R}^8 is

$$s = r_1 r_6 = \text{diag}(1, 1, 1, \sigma, 1, -\sigma), \quad \text{with} \quad \sigma = \begin{pmatrix} 0 & 1 \\ 1 & 0 \end{pmatrix}. \quad (15)$$

Diagonalising the matrix representation we find that there are 2 directions which are completely rotated, namely

$$\lambda(0, 0, 0, 1, -1, 0, 0, 0), \quad \lambda'(0, 0, 0, 0, 0, 0, 1, 1), \quad \lambda, \lambda' \in \mathbb{R}, \quad (16)$$

which can be switched on as continuous Wilson lines. As we can read off immediately, these Wilson lines are in the direction of the broken Cartan generators $H_4 - H_5$ and $H_7 + H_8$ of the original E_6 algebra. Switching on these Wilson lines leads to a symmetry breaking pattern as summarised in table 2. The reduction of the rank of the gauge group is clearly demonstrated. We are now ready to use this result in a framework of a more realistic model.

First Wilson Line	Second Wilson Line	Unbroken Gauge Group
$\lambda\langle H_4 - H_5 \rangle$		$SU(5) \times U(1)$
$\lambda\langle H_7 + H_8 \rangle$		$SU(5) \times U(1)$
$\lambda\langle H_4 - H_5 \rangle + \lambda\langle H_7 + H_8 \rangle$		$SO(7) \times U(1)$
$\lambda\langle H_4 - H_5 \rangle$	$\lambda'\langle H_7 + H_8 \rangle$	$SU(4) \times U(1)$
$\lambda\langle H_4 - H_5 \rangle$	$\lambda'\langle H_4 - H_5 \rangle + \lambda'\langle H_7 + H_8 \rangle$	$SU(4) \times U(1)$
$\lambda\langle H_7 + H_8 \rangle$	$\lambda'\langle H_4 - H_5 \rangle + \lambda'\langle H_7 + H_8 \rangle$	$SU(4) \times U(1)$

Table 2: All symmetry breakings of the type $E_6 \xrightarrow{s} SO(10) \times U(1) \xrightarrow{W} \mathfrak{g}$ with continuous Wilson lines W .

4 A \mathbb{Z}_2 Orbifold in 6 Dimensions

We shall now try to see how the technology developed so far can be implemented in the framework of (semi) realistic model building. We envisage a situation where we start with gauge symmetry E_6 in the bulk, broken by continuous and discrete Wilson lines to the standard model gauge group. We shall consider the symmetry breakings discussed above in the context of a 6-dimensional orbifold model. Because the embedding of the point group in the gauge degrees of freedom $P \hookrightarrow G$ is a homomorphism, the order of the space-time twist is required to be a multiple the order of the root lattice automorphism, which happens to be 2 in our example. In the following, we shall therefore consider the simplest case, the \mathbb{Z}_2 orbifold.

The action of the translation group L , and of the point group P are illustrated in fig. 1. The first picture shows how the torus is defined by identifying points which differ by lattice shifts: $x \sim x + ne_5 + me_6$, $n, m \in \mathbb{Z}$. In the second picture, the action of the point group P identifies points on the torus, $x \sim -x$, and we obtain the *fundamental domain* of the orbifold. The 4 special points on the torus which are mapped onto themselves by the action of P are called *fixed points*.

With the twist in the space-time we associate $s = r_1 r_6$ as the twist in the gauge degrees of freedom, as discussed in the last section. This would lead us to the gauge

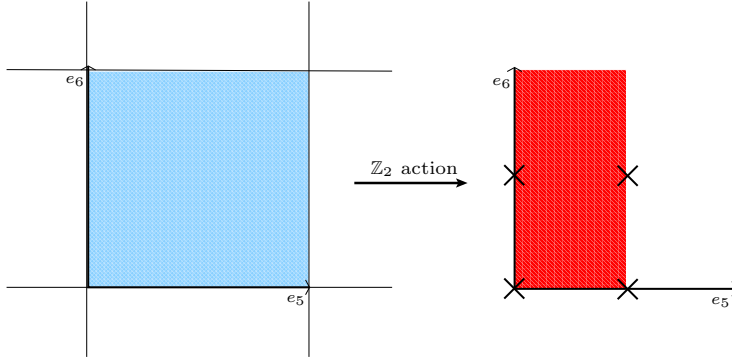


Figure 1: The geometry of the \mathbb{Z}_2 orbifold.

group $\text{SO}(10) \times \text{U}(1)$. The lattice vectors e_5 and e_6 defining the torus can be embedded nontrivially as Wilson lines and break the gauge symmetry further. Our previous analysis makes it clear that the breakdown to the standard model can not be achieved by just one continuous Wilson line. Thus we need a discrete Wilson line as well. We choose

$$W_5 = (1/2, 1/2, -1, 0, 0, 0, -1/2, 1/2), \quad W_6 = \lambda(0, 0, 0, 1, -1, 0, 0, 0), \quad (17)$$

where W_5 represents the discrete Wilson line, while W_6 corresponds to a continuous Wilson line in the $H_4 - H_5$ direction as discussed previously. The choice of W_5 is motivated by the desire to obtain a realistic gauge group. A more detailed discussion will be given in section 5. In the following we shall now exhibit the “gauge group geography” [9] in the 2-dimensional orbifold. The result is displayed in fig.2. In the bulk we have the gauge group E_6 . At the fixed point $(0, 0)$ the gauge symmetry is only affected by the twist and not by the Wilson lines, thus $\text{SO}(10) \times \text{U}(1)$.

4.1 The symmetry at the nontrivial fixed points

Before discussing our concrete E_6 model it turns out to be useful to have a look at the projection conditions in a general situation. A non trivial fixed point is associated to a space group element (θ, l) which means that a 180° rotation (θ) is followed by a shift with the lattice vector l . The non trivial fixed points on our torus correspond to space group elements with $l = e_5, e_6$, or $e_5 + e_6$ (see fig. 1). We want to discuss the embedding of the space group element separately for Cartan directions of the bulk group, step operators belonging to invariant root vectors and step operators belonging to non invariant roots.

The transformation rule for Cartan generators is not sensitive to Wilson lines. The projections are the same at all the fixed points.

If the embedding of the root lattice automorphism into the algebra is not degenerate, step operators belonging to invariant roots are invariant under the rotation [20]. Those operators are sensitive only to the Wilson line. They transform as

$$E_\alpha \rightarrow e^{2\pi i \alpha \cdot W_l} E_\alpha, \quad (18)$$

where W_l is the Wilson line on the non contractible cycle spanned by the lattice vector l . If that happens to be a continuous Wilson line, even the remaining phase is trivial because the scalar product of an invariant root and a continuous Wilson line vanishes. The orbifold acts on the root lattice as a rotation and hence

$$\alpha \cdot W_l = s\alpha \cdot sW_l = -\alpha \cdot W_l,$$

where in the last step we have used that α is invariant and a continuous Wilson line points into an odd Cartan direction. The situation is different for discrete Wilson lines. The scalar product of a discrete Wilson line with an invariant root can be half integer and the corresponding step operator is projected out.

In addition we need the transformation properties of step operators belonging to non invariant roots:

$$E_\alpha \rightarrow e^{2\pi i s\alpha \cdot W_l} \tilde{s} E_\alpha \tilde{s}^{-1} \quad (19)$$

(recall that we first rotate and then shift). Since for non invariant roots the orbifold image is a different step operator, the sum of algebra element and orbifold image never vanishes for those roots. The number of invariant sums is not altered by W_l . What is changed is the way these invariant sums are embedded into the bulk gauge algebra. In particular with a continuous Wilson line one can *continuously rotate* the embedding.

These observations give an appealing geometric picture for the symmetry breakdown by a continuous Wilson line. If the degeneracy of two fixed points is lifted by a continuous Wilson line our above arguments imply that the unbroken gauge groups are still the same at these fixed points. The lifted degeneracy shows up in a misaligned embedding of these unbroken gauge groups into the bulk group. This results in a smaller overlap of the gauge groups at the two fixed points and hence yields a reduced gauge symmetry in four dimensions. The overlap does not contain invariant combinations coming from step operators with non invariant roots and a non trivial phase under eq. (19).

Our geometric understanding of the symmetry breakdown with a continuous Wilson line yields also a consistent picture in the limit of vanishing Wilson line. Geometrically, this is the limit where the alignment in the embedding of the gauge groups at two different fixed points is restored.

Let us now give the detailed picture for our particular E_6 model. The gauge symmetry at the fixed point $(1/2, 0)$ is sensitive to the Wilson line

$$W_5 = (1/2, 1/2, -1, 0, 0, 0, -1/2, 1/2), \quad (20)$$

which is invariant under s , and hence discrete. According to eq. (18) eight step operators to the s -invariant spinorial roots β_{57-60} , β_{66-69} (see table 4 in the appendix) are projected out. The bulk symmetry is broken to $SU(6) \times SU(2)$ at the fixed point $(1/2, 0)$:

$$E_6 \rightarrow SU(6) \times SU(2), \quad \mathbf{78} \rightarrow (\mathbf{35}, \mathbf{1}) + (\mathbf{1}, \mathbf{3}) + (\mathbf{20}, \mathbf{2}). \quad (21)$$

The Wilson line along e_6

$$W_6 = \lambda (0, 0, 0, 1, -1, 0, 0, 0), \quad \lambda \in \mathbb{R}, \quad (22)$$

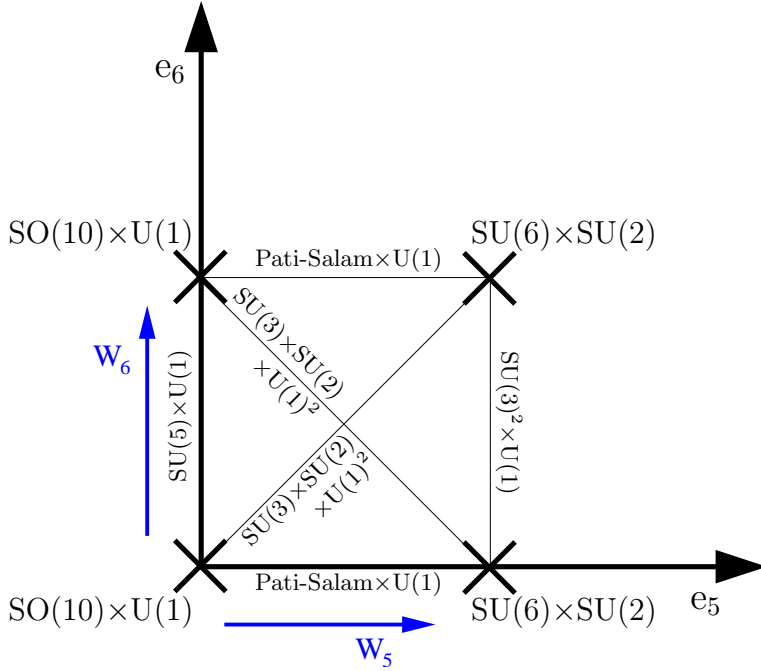


Figure 2: The unbroken gauge groups at the 4 fixed points. The gauge group in the bulk is E_6 . A detailed explanation is given in the text.

is completely rotated, and hence continuous. According to our general discussion in the beginning of the section, the unbroken gauge group for fixed points differing only in that direction is the same. The situation is summarised in figure 2 where so far we have discussed the gauge symmetry breaking at the fixed points.

In order to visualise the fact that the groups unbroken at the fixed points are embedded differently into the bulk gauge group we have displayed the overlapping gauge group at lines connecting different fixed points. Technically, these groups are obtained by imposing two projection conditions, one for each fixed point involved. For example at the line connecting the origin with the fixed point $(0, 1/2)$ only those operators which are invariant under the action of \tilde{s} , and W_6 , will survive:

$$E_\alpha \xrightarrow{\tilde{s}} E'_\beta \equiv \tilde{s} E_\alpha \tilde{s}^{-1}, \quad E'_\beta \xrightarrow{W_6} \exp(2\pi i \beta \cdot W_6) E'_\beta. \quad (23)$$

The continuous Wilson line W_6 has the effect of projecting out all operators whose commutator with $H_4 - H_5$ is non-zero. The 25 surviving operators correspond to the unbroken gauge group $SU(5) \times U(1)$, as explained in the last section. The groups written at the other lines in fig. 2 are computed in an analogous way.

4.2 The Spectrum in Four Dimensions

The unbroken gauge group in four dimensions consists of those operators which are invariant under all the symmetry transformations:

$$E_\alpha \xrightarrow{\tilde{s}} E'_\beta \equiv \tilde{s} E_\alpha \tilde{s}^{-1}, \quad E'_\beta \xrightarrow{W_5} \exp(2\pi i \beta \cdot W_5) E'_\beta, \quad E''_\gamma \xrightarrow{W_6} \exp(2\pi i \gamma \cdot W_6) E''_\gamma. \quad (24)$$

Alternatively, we can say that the symmetry in four dimensions is the intersection of the gauge groups at the fixed points.

In fact we would like to discuss the symmetry breaking pattern in two steps. The Wilson line W_5 is discrete and its value will therefore be of the order of the string scale. W_6 is continuous and will be assumed to have a smaller vacuum expectation value that breaks the remaining gauge group via a Higgs mechanism. In the first step we then have a resulting gauge symmetry from the overlap of the gauge symmetries at the fixed points $(0, 0)$ and $(1/2, 0)$. Thus the first step amounts to

$$\text{SO}(10) \times \text{U}(1) \xrightarrow{W_5} \text{SU}(4) \times \text{SU}(2) \times \text{SU}(2) \times \text{U}(1). \quad (25)$$

At the intermediate scale we thus obtain the Pati-Salam gauge group (with an additional $\text{U}(1)$ factor). The details of the calculation can be found in appendix D.

In the next step we then have the breakdown of $\text{SU}(4) \times \text{SU}(2) \times \text{SU}(2)$ due to the action of the continuous Wilson line W_6 :

$$\text{SU}(4) \times \text{SU}(2) \times \text{SU}(2) \xrightarrow{W_6} \text{SU}(3) \times \text{SU}(2) \times \text{U}(1). \quad (26)$$

The continuous Wilson line thus provides a smooth breakdown of the Pati-Salam gauge group to the standard model. From the low energy effective field theory point of view this corresponds to a Higgs mechanism.

The full chain of symmetry breakdown is

$$E_6 \xrightarrow{\tilde{s}} \text{SO}(10) \times \text{U}(1) \xrightarrow{W_5} \text{SU}(4) \times \text{SU}(2) \times \text{SU}(2) \times \text{U}(1) \xrightarrow{W_6} \text{SU}(3) \times \text{SU}(2) \times \text{U}(1)^2. \quad (27)$$

The details of the calculation are given in appendix D.

5 Possible relations to string theory constructions

So far, we have concentrated on a field theoretic orbifold model in $d = 6$. Of course, this is just a first step to understand the mechanism of rank reduction. The final aim would be to implement the scheme in the framework of a consistent string orbifold construction. This would assure the quantum consistency of the theory and it would also give us a hint about the incorporation and location of matter fields. The example discussed in the last section should be used as a tool to implement the mechanism in $d = 10$ string orbifolds. To find such applications, let us look at some string constructions of models with Pati-Salam gauge symmetry, as e.g. given in ref. [10]. The model A1 of this paper seems to be particularly

suitable to our discussion. It is the result of a \mathbb{Z}_6 orbifold of the $E_8 \times E_8$ heterotic string with 3 families of quarks and leptons and a Pati-Salam (PS) gauge group. We would like to see whether our mechanism can be applied to such a model by providing a smooth breakdown of the PS gauge group.

Let us start our discussion using the notation of ref. [10] where the authors describe their model in a certain approximation as a 5d orbifold GUT with an E_6 gauge symmetry and point group \mathbb{Z}_2 . In the bulk, there are the gauge fields in the adjoint representation $\mathbf{78}$, and $4 \times (\mathbf{27} + \overline{\mathbf{27}})$ hypermultiplets.

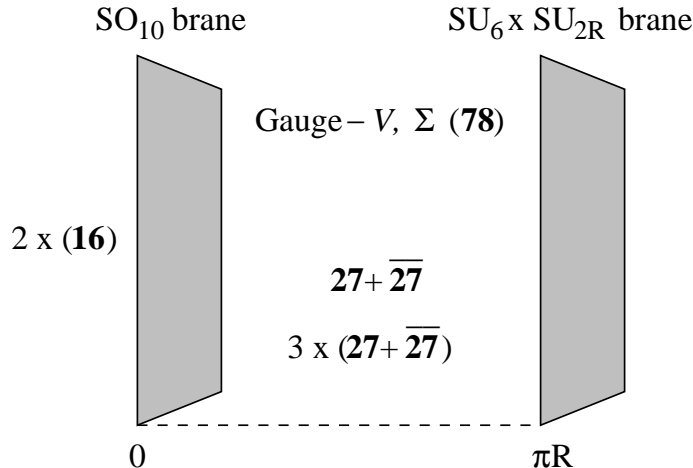


Figure 3: Setup of the 5d orbifold GUT with an E_6 gauge symmetry of ref. [10].

The 2 orbifold parities break the bulk gauge group E_6 to $SO(10)$ at the $y = 0$ brane, and to $SU(6) \times SU(2)$ at the $y = \pi R$ brane, where y denotes the coordinate of the extra dimension. The setup of the model is summarised in fig. 3. The gauge group in 4 dimensions is realised as the intersection of the symmetries at the 2 branes, and yields $SU(4) \times SU(2) \times SU(2)$. This Pati-Salam symmetry should be spontaneously broken to the Standard Model gauge group via a Higgs mechanism.

As the model of [10] has a string theory origin in $d = 10$ it naturally allows its interpretation as a six dimensional orbifold GUT model. The $d = 6$ model is obtained from ten dimensional heterotic string theory by compactifying on T^4/\mathbb{Z}_3 with a discrete (third order) Wilson line. The orbifold group in the string model is $\mathbb{Z}_6 = \mathbb{Z}_3 \times \mathbb{Z}_2$. The \mathbb{Z}_2 factor acts on the remaining T^2 exactly in the same way as in our orbifold GUT. For details see [10]. The string model yields also E_6 gauge symmetry in the bulk of T^2/\mathbb{Z}_2 but there are additional $U(1)$ and hidden sector gauge group factors. Moreover, there is bulk matter coming from twisted and untwisted sectors in the T^4/\mathbb{Z}_3 compactified heterotic model. Finally, the \mathbb{Z}_2 twisted sector gives information on the localisation of matter at the T^2/\mathbb{Z}_2 fixed points.

Our discrete Wilson line W_5 is equivalent to the second order Wilson line of ref. [10] which lifts the degeneracy of the left and right plane in figure 3. As long as we do not switch on a continuous Wilson line, the gauge group geography in our model and the one

derived from the string model are identical when we focus on E_6 .

The continuous Wilson line breaks the Pati-Salam group to the standard model gauge group. In the low-energy effective field theory this corresponds to a nontrivial vacuum expectation value of a bulk field. Our analysis demonstrates that such a smooth breakdown can be achieved within the string model considered here. This actually proves that there exists a bulk field in the theory that has all the properties of a modulus, i.e. a flat direction in the full scalar potential. Without the argument given above one would have needed to compute the full low-energy effective potential and prove that it has a flat direction.

This is in fact a nontrivial statement. To see this let us consider the possibility to realise the breakdown of the the standard model gauge group $SU(3)\times SU(2)\times U(1)$ to $SU(3)\times U(1)$: the standard Higgs mechanism of electroweak symmetry breakdown. We still have the option of switching on the second continuous Wilson line of section 3 along the $H_7 + H_8$ direction. Unfortunately, it leads to a breakdown of $SU(3)\times SU(2)\times U(1)$ to $SU(2)\times SU(2)\times U(1)$. This shows that in the model under consideration, the Higgs field of the standard model cannot correspond to a bulk field. If the standard model Higgs mechanism could be achieved within the present framework, the Higgs boson would have to be localised on one of the branes. Our analysis thus clarifies properties of the model which otherwise would have been difficult to explain.

6 Conclusions and outlook

In the present paper we have explored the possibility of reducing the rank within orbifold GUT models by means of a continuous Wilson line. An elegant description can be given when the orbifold is embedded as a rotation in the root lattice of the GUT group. We have seen that finding a consistently induced algebra automorphism requires some effort. This effort pays off when the simplicity with which a continuous Wilson line can be introduced is encountered. This enabled us to obtain a simple geometric picture for the symmetry breaking. Like a discrete Wilson line also a continuous one lifts the degeneracy of fixed points. For a continuous Wilson line, however, the bulk group is broken at the fixed points always to the same subgroup, merely the degeneracy in the alignment of the embedding into the bulk group is lifted. This fits nicely with the fact that such a Wilson line can be continuously turned off. The embedding of an unbroken gauge group into the bulk group can be continuously rotated, a smooth transition from a misaligned to an aligned situation exists. Since the four dimensional gauge group is given by the intersection of the groups at all fixed points this corresponds to a smooth symmetry breakdown that corresponds effectively to a Higgs mechanism.

The scale of the symmetry breaking due to a continuous Wilson line can be varied smoothly. This allows for a hierarchy in the breaking pattern. The scale of symmetry breakings due to orbifold projections and discrete Wilson lines is dictated by the size of the extra dimensions and typically high. The scale of the breaking due to the continuous Wilson line can vary smoothly and, hence, be low. In the discussed E_6 example this gave the pattern that E_6 is broken to the Pati-Salam group at the compactification scale,

and the final breaking to the Standard Model gauge group could occur at lower energies. Ultimately we would try to realise the standard Higgs mechanism as a continuous Wilson line. For this one could also think of models where a GUT group is broken to the Standard Model by the orbifold and discrete Wilson lines while the electroweak symmetry breaking is realised through a continuous Wilson line. Within GUT orbifolds one should explore these (probably numerous) possibilities.

The mechanism discussed in this paper would be a useful tool to analyse such possibilities. It could serve as an intermediate step towards a realisation in full $d = 10$ string theory (where at the moment we are not able to classify all the possibilities). This would allow us to identify potentially interesting models by means of the simpler mechanism before one tackles the questions of the general embedding in string theory. For the interesting cases, our method should then be implemented in the full $d = 10$ theory as rotations in the $E_8 \times E_8$ or $SO(32)$ lattices.

Acknowledgements

We would like to thank Athanasios Dedes, Jörg Meyer, and Patrick Vaudrevange for useful discussions. A.W. acknowledges the kind hospitality extended towards him during a visit of Durham university. This work was partially supported by the European community's 6th framework programs MRTN-CT-2004-503369 "Quest for Unification" and MRTN-CT-2004-005104 "Forces Universe".

A Determining the Phase in the Lift of Weyl Reflections

To evaluate the expression

$$\tilde{r}_\beta E_\alpha \tilde{r}_\beta^{-1} = \exp\left(i\frac{\pi}{2}(E_\beta + E_{-\beta})\right) E_\alpha \exp\left(-i\frac{\pi}{2}(E_\beta + E_{-\beta})\right), \quad (28)$$

we make use of the Baker-Campbell-Hausdorff formula

$$e^A B e^{-A} = \sum_{m=0}^{\infty} \frac{1}{m!} [A, B]_m, \quad [A, B]_m \equiv [A, [A, \dots, [A, B]]], \quad (29)$$

and set

$$A = \frac{i\pi}{2}(E_\beta + E_{-\beta}), \quad B = E_\alpha, \quad (30)$$

We extend the definition of the structure constants in the sense that $N_{\alpha,\beta} = 0$, if $\alpha + \beta \notin \Delta$, where Δ denotes the set of roots. There are two cases to be distinguished. If $\alpha \neq \pm\beta$, then

$$[E_\beta + E_{-\beta}, E_\alpha]_{2n} = (N_{\beta,\alpha})^{2n} E_\alpha, \quad [E_\beta + E_{-\beta}, E_\alpha]_{2n+1} = (N_{\beta,\alpha})^{2n+1} E_{\alpha+\beta}, \quad (31)$$

and substituting these results in eq. (28), we arrive at

$$\tilde{r}_\beta E_\alpha \tilde{r}_\beta^{-1} = \cos\left(\frac{\pi}{2}N_{\beta,\alpha}\right) E_\alpha + i \sin\left(\frac{\pi}{2}N_{\beta,\alpha}\right) E_{\alpha+\beta}. \quad (32)$$

For algebras of type ADE , the non-vanishing structure constants are ± 1 . In this case, the last equation simplifies to

$$\tilde{r}_\beta E_\alpha \tilde{r}_\beta^{-1} = iN_{\beta,\alpha} E_{\alpha+\beta}, \quad \alpha \neq \pm\beta, \quad N_{\beta,\alpha} \neq 0. \quad (33)$$

In the case $\alpha = \beta$, we have

$$[E_\alpha + E_{-\alpha}, E_\alpha]_{2n} = n|\alpha|^{2n} (E_\alpha - E_{-\alpha}), \quad [E_\alpha + E_{-\alpha}, E_\alpha]_{2n+1} = -2n|\alpha|^{2n} \alpha \cdot H, \quad (34)$$

and eq. (28) yields

$$E_\alpha - \frac{1}{2}(E_\alpha - E_{-\alpha}) + \frac{1}{2}(E_\alpha - E_{-\alpha}) \cos \pi + \frac{i}{2} \alpha \cdot H (\sin \pi) = E_{-\alpha}. \quad (35)$$

The result for the case $\alpha = -\beta$ is easily deduced from the previous one. In summary, we have:

$$\begin{aligned} \beta + \alpha \in \Delta, \quad \beta \neq \pm\alpha &\rightarrow \tilde{r}_\alpha E_\beta \tilde{r}_\alpha^{-1} = iN_{\alpha,\beta} E_{\beta+\alpha} \\ \beta - \alpha \in \Delta, \quad \beta \neq \pm\alpha &\rightarrow \tilde{r}_\alpha E_\beta \tilde{r}_\alpha^{-1} = iN_{-\alpha,\beta} E_{\beta-\alpha} \\ \beta \pm \alpha \notin \Delta, \quad \beta \neq \pm\alpha &\rightarrow \tilde{r}_\alpha E_\beta \tilde{r}_\alpha^{-1} = E_\beta \\ \beta = \pm\alpha &\rightarrow \tilde{r}_\alpha E_\beta \tilde{r}_\alpha^{-1} = E_{-\beta} \end{aligned} \quad (36)$$

The determination of the structure constants is described in ref. [26].

B Choice of roots and simple roots for E_6

We describe E_6 in terms of its embedding in E_8 . The roots of E_6 are those roots of E_8 , whose first 3 components are equal. For convenience and reference, we list the roots in tab. 4. Using the standard metric on root space, we find the simple roots as listed in tab. 3.

α_1	0	0	0	1	-1	0	0	0
α_2	0	0	0	0	1	-1	0	0
α_3	0	0	0	0	0	1	-1	0
α_4	0	0	0	0	0	0	1	-1
α_5	1/2	1/2	1/2	-1/2	-1/2	-1/2	-1/2	1/2
α_6	0	0	0	0	0	0	1	1

Table 3: Simple roots of E_6 .

β_1	0	0	0	1	1	0	0	0
β_2	0	0	0	-1	1	0	0	0
β_3	0	0	0	1	-1	0	0	0
β_4	0	0	0	-1	-1	0	0	0
β_5	0	0	0	1	0	1	0	0
β_6	0	0	0	-1	0	1	0	0
β_7	0	0	0	1	0	-1	0	0
β_8	0	0	0	-1	0	-1	0	0
β_9	0	0	0	1	0	0	1	0
β_{10}	0	0	0	-1	0	0	1	0
β_{11}	0	0	0	1	0	0	-1	0
β_{12}	0	0	0	-1	0	0	-1	0
β_{13}	0	0	0	1	0	0	0	1
β_{14}	0	0	0	-1	0	0	0	1
β_{15}	0	0	0	1	0	0	0	-1
β_{16}	0	0	0	-1	0	0	0	-1
β_{17}	0	0	0	0	1	1	0	0
β_{18}	0	0	0	0	-1	1	0	0
β_{19}	0	0	0	0	1	-1	0	0
β_{20}	0	0	0	0	-1	-1	0	0
β_{21}	0	0	0	0	1	0	1	0
β_{22}	0	0	0	0	-1	0	1	0
β_{23}	0	0	0	0	1	0	-1	0
β_{24}	0	0	0	0	-1	0	-1	0
β_{25}	0	0	0	0	1	0	0	1
β_{26}	0	0	0	0	-1	0	0	1
β_{27}	0	0	0	0	1	0	0	-1
β_{28}	0	0	0	0	-1	0	0	-1
β_{29}	0	0	0	0	0	1	1	0
β_{30}	0	0	0	0	0	-1	1	0
β_{31}	0	0	0	0	0	1	-1	0
β_{32}	0	0	0	0	0	-1	-1	0
β_{33}	0	0	0	0	0	1	0	1
β_{34}	0	0	0	0	0	-1	0	1
β_{35}	0	0	0	0	0	1	0	-1
β_{36}	0	0	0	0	0	-1	0	-1
β_{37}	0	0	0	0	0	0	0	1
β_{38}	0	0	0	0	0	0	0	-1
β_{39}	0	0	0	0	0	0	0	1
β_{40}	0	0	0	0	0	0	0	-1
β_{41}	1/2	1/2	1/2	1/2	1/2	1/2	1/2	1/2
β_{42}	-1/2	-1/2	-1/2	-1/2	-1/2	-1/2	-1/2	-1/2
β_{43}	1/2	1/2	1/2	1/2	-1/2	-1/2	1/2	1/2
β_{44}	-1/2	-1/2	-1/2	-1/2	1/2	1/2	-1/2	-1/2
β_{45}	1/2	1/2	1/2	-1/2	1/2	-1/2	1/2	1/2
β_{46}	-1/2	-1/2	-1/2	1/2	-1/2	1/2	-1/2	-1/2
β_{47}	1/2	1/2	1/2	-1/2	1/2	1/2	-1/2	1/2
β_{48}	-1/2	-1/2	-1/2	1/2	-1/2	-1/2	1/2	-1/2
β_{49}	1/2	1/2	1/2	-1/2	1/2	1/2	1/2	-1/2
β_{50}	-1/2	-1/2	-1/2	1/2	-1/2	-1/2	-1/2	1/2
β_{51}	1/2	1/2	1/2	1/2	-1/2	-1/2	1/2	1/2
β_{52}	-1/2	-1/2	-1/2	-1/2	1/2	1/2	-1/2	-1/2
β_{53}	1/2	1/2	1/2	1/2	1/2	1/2	-1/2	1/2
β_{54}	-1/2	-1/2	-1/2	-1/2	1/2	-1/2	1/2	-1/2
β_{55}	1/2	1/2	1/2	1/2	-1/2	1/2	1/2	-1/2
β_{56}	-1/2	-1/2	-1/2	-1/2	1/2	-1/2	-1/2	1/2
β_{57}	1/2	1/2	1/2	1/2	1/2	-1/2	-1/2	1/2
β_{58}	-1/2	-1/2	-1/2	-1/2	-1/2	1/2	1/2	-1/2
β_{59}	1/2	1/2	1/2	1/2	1/2	-1/2	1/2	-1/2
β_{60}	-1/2	-1/2	-1/2	-1/2	-1/2	1/2	-1/2	1/2
β_{61}	1/2	1/2	1/2	1/2	1/2	1/2	-1/2	-1/2
β_{62}	-1/2	-1/2	-1/2	-1/2	-1/2	-1/2	1/2	1/2
β_{63}	-1/2	-1/2	-1/2	-1/2	1/2	1/2	1/2	1/2
β_{64}	-1/2	-1/2	-1/2	1/2	-1/2	1/2	1/2	1/2
β_{65}	-1/2	-1/2	-1/2	1/2	1/2	-1/2	1/2	1/2
β_{66}	-1/2	-1/2	-1/2	1/2	1/2	1/2	-1/2	1/2
β_{67}	-1/2	-1/2	-1/2	1/2	1/2	1/2	1/2	-1/2
β_{68}	1/2	1/2	1/2	-1/2	-1/2	-1/2	-1/2	1/2
β_{69}	1/2	1/2	1/2	-1/2	-1/2	-1/2	1/2	-1/2
β_{70}	1/2	1/2	1/2	-1/2	-1/2	1/2	-1/2	-1/2
β_{71}	1/2	1/2	1/2	-1/2	1/2	-1/2	-1/2	-1/2
β_{72}	1/2	1/2	1/2	1/2	-1/2	-1/2	-1/2	-1/2

Table 4: Roots of E_6 .

C Computational Details of Section 3.1

In the following, we use standard techniques of group theory to identify the gauge symmetry and the irreducible representations [18, 27].

We start with the 46 invariant combinations of operators listed in tab. 5. As one can easily verify, the operators

$$\begin{aligned} \tilde{H}_1 &= H_1 + H_2 + H_3, & \tilde{H}_2 &= H_4 + H_5, & \tilde{H}_3 &= H_6, \\ \tilde{H}_4 &= H_7 - H_8, & \tilde{H}_5 &= E_2 + E_3, & \tilde{H}_6 &= E_{37} + E_{40}, \end{aligned} \quad (37)$$

form the Cartan subalgebra of the unbroken gauge group. As a first step, we identify the U(1) generator, which is given by a linear combination of the Cartans, commuting with all operators in the algebra. In practical terms, evaluating the Killing form on the Cartan generators, $\tilde{K}_{ij} = \text{Tr ad } \tilde{H}_i \text{ ad } \tilde{H}_j$, and calculating the kernel of \tilde{K}_{ij} gives the U(1) generator

$$U = \frac{1}{16} \left(\tilde{H}_1 + 3\tilde{H}_3 + 3\tilde{H}_5 + 3\tilde{H}_6 \right). \quad (38)$$

E_1	$E_{10} + E_{28}$	$E_{30} + E_{36}$	$E_{43} + E_{70}$	$E_{51} - E_{71}$	E_{68}
$E_2 + E_3$	$E_{11} + E_{25}$	$E_{31} + E_{33}$	$E_{44} + E_{65}$	$E_{52} - E_{64}$	E_{69}
E_4	$E_{12} + E_{26}$	$E_{32} + E_{34}$	$E_{45} - E_{72}$	E_{57}	$H_1 + H_2 + H_3$
$E_5 - E_{17}$	$E_{13} + E_{23}$	$E_{37} + E_{40}$	$E_{46} - E_{63}$	E_{58}	$H_4 + H_5$
$E_6 + E_{18}$	$E_{14} + E_{24}$	E_{38}	$E_{47} + E_{53}$	E_{59}	H_6
$E_7 + E_{19}$	$E_{15} + E_{21}$	E_{39}	$E_{48} + E_{54}$	E_{60}	$H_7 - H_8$
$E_8 - E_{20}$	$E_{16} + E_{22}$	$E_{41} + E_{61}$	$E_{49} + E_{55}$	E_{66}	
$E_9 + E_{27}$	$E_{29} + E_{35}$	$E_{42} + E_{62}$	$E_{50} + E_{56}$	E_{67}	

Table 5: The 46 invariant combinations corresponding to $\text{SO}(10) \times \text{U}(1)$.

Next, we perform the Levi decomposition [28], i.e. we separate the U(1) factor from the semisimple part of the algebra [29, 30]. The Cartan generators of the semisimple part of the unbroken gauge group are then given by

$$\begin{aligned} \tilde{H}'_1 &= \tilde{H}_2, & \tilde{H}'_2 &= \tilde{H}_3 - U, & \tilde{H}'_3 &= \tilde{H}_4, \\ \tilde{H}'_4 &= \tilde{H}_5 - 2U, & \tilde{H}'_5 &= \tilde{H}_6 - 2U, \end{aligned} \quad (39)$$

whereas the other 40 operators are unaffected. The Killing form of the semisimple part is

$$\tilde{K}'_{ij} = \begin{pmatrix} 32 & 0 & 0 & 0 & 0 \\ 0 & 13 & 0 & -6 & -6 \\ 0 & 0 & 32 & 0 & 0 \\ 0 & -6 & 0 & 20 & -12 \\ 0 & -6 & 0 & -12 & 20 \end{pmatrix}. \quad (40)$$

To find the roots, we calculate the adjoint action $\text{ad } \tilde{H}'_i$ of the Cartan generators on the algebra. These 45×45 matrices will in general not be diagonal, but since the Cartan generators commute, they can be simultaneously diagonalised. The k th eigenvalue of the i th matrix is then the i th entry of the k th root, $\tilde{\alpha}_k^{(i)}$.

We introduce a semi-ordering by fixing the basis

$$\begin{aligned} & (2, 0, 0, 0, 0), \quad (0, 0, -2, 0, 0) \\ & (-1, 0, 1, 1, -1), \quad (1, 1, 0, -1, 0), \quad (0, -1/2, 0, 1, -1). \end{aligned} \quad (41)$$

Among the positive roots, we identify the simple roots as those which cannot be written as the sum of 2 positive ones:

$$\begin{aligned} & \alpha_1 = (0, -1/2, 0, 1, -1), \quad \alpha_2 = (1, 1, 0, -1, 0), \\ & \alpha_3 = (0, 0, -2, 0, 0), \quad \alpha_4 = (1, -1/2, 0, 0, 1), \quad \alpha_5 = (-1, 1/2, 1, 0, 0) \end{aligned} \quad (42)$$

The canonical isomorphism between the Cartan subalgebra \mathfrak{h} and its dual \mathfrak{h}^* maps each simple root to an element of the Cartan subalgebra:

$$\begin{aligned} h_{\alpha_1} &= -\frac{1}{8}\tilde{H}'_2 - \frac{1}{16}\tilde{H}'_4 - \frac{1}{8}\tilde{H}'_5, & h_{\alpha_2} &= \frac{1}{32}\tilde{H}'_1 + \frac{1}{16}\tilde{H}'_2 - \frac{1}{32}\tilde{H}'_4, & h_{\alpha_3} &= -\frac{1}{16}\tilde{H}'_3 \\ h_{\alpha_4} &= \frac{1}{32}\tilde{H}'_1 + \frac{1}{16}\tilde{H}'_2 + \frac{3}{32}\tilde{H}'_4 + \frac{1}{8}\tilde{H}'_5, & h_{\alpha_5} &= -\frac{1}{32}\tilde{H}'_1 + \frac{1}{8}\tilde{H}'_2 + \frac{1}{32}\tilde{H}'_3 + \frac{3}{32}\tilde{H}'_4 + \frac{3}{32}\tilde{H}'_5 \end{aligned} \quad (43)$$

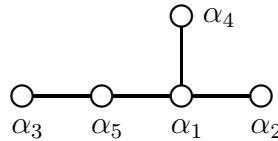
The scalar product for the root vectors $\alpha, \beta \in \mathfrak{h}^*$ is then defined by

$$\langle \alpha, \beta \rangle \equiv \text{Tr ad } h_\alpha \text{ ad } h_\beta. \quad (44)$$

Using the Killing form given in eq. (40), we can evaluate the right-hand-side, and calculate the Cartan matrix

$$A_{ij} \equiv 2 \frac{\langle \alpha_i, \alpha_j \rangle}{\langle \alpha_j, \alpha_j \rangle} = \begin{pmatrix} 2 & -1 & 0 & -1 & -1 \\ -1 & 2 & 0 & 0 & 0 \\ 0 & 0 & 2 & 0 & -1 \\ -1 & 0 & 0 & 2 & 0 \\ -1 & 0 & -1 & 0 & 2 \end{pmatrix}. \quad (45)$$

From the corresponding Dynkin diagram



we see that the semisimple part of the gauge group is $\text{SO}(10)$.

Now consider the 32 operators in tab. 6 transforming with a minus sign. To calculate their weight vectors is completely analogous to the case of the adjoint representation. First,

$E_2 - E_3$	$E_{12} - E_{26}$	$E_{32} - E_{34}$	$E_{47} - E_{53}$
$E_5 + E_{17}$	$E_{13} - E_{23}$	$E_{37} - E_{40}$	$E_{48} - E_{54}$
$E_6 - E_{18}$	$E_{14} - E_{24}$	$E_{41} - E_{61}$	$E_{49} - E_{55}$
$E_7 - E_{19}$	$E_{15} - E_{21}$	$E_{42} - E_{62}$	$E_{50} - E_{56}$
$E_8 + E_{20}$	$E_{16} - E_{22}$	$E_{43} - E_{70}$	$E_{51} + E_{71}$
$E_9 - E_{27}$	$E_{29} - E_{35}$	$E_{44} - E_{65}$	$E_{52} + E_{64}$
$E_{10} - E_{28}$	$E_{30} - E_{36}$	$E_{45} + E_{72}$	$H_4 - H_5$
$E_{11} - E_{25}$	$E_{31} - E_{33}$	$E_{46} + E_{63}$	$H_7 + H_8$

Table 6: The 32 combinations which transform with a minus.

we determine the adjoint action of the 5 Cartan generators on these operators, which is given by 32×32 matrices. Second, these matrices are simultaneously diagonalised, and the 32 eigenvalues in the 5 diagonal matrices constitute the 32 weight vectors. Third, we take the scalar products of the weights with the simple roots to calculate the Dynkin labels. Looking for the highest weights, we find

$$(00010) \text{ and } (00001), \quad (46)$$

corresponding to the representations $\mathbf{16}$ and $\overline{\mathbf{16}}$.

D Computational Details of Section 4.2

We first give a short description of how E_6 breaks to Pati-Salam $\times U(1)$. Consider

$$E_\alpha \xrightarrow{\tilde{s}} E'_\beta \equiv \tilde{s} E_\alpha \tilde{s}^{-1}, \quad E'_\beta \xrightarrow{W_5} \exp(2\pi i \beta \cdot W_5) E'_\beta. \quad (47)$$

The first transformation breaks E_6 to $SO(10) \times U(1)$, see appendix C. In tab. 7, we list the invariant combinations of the $SO(10) \times U(1)$ operators under the Wilson line W_5 .

E_1	$E_8 - E_{20}$	$E_{43} + E_{70}$	$H_1 + H_2 + H_3$
$E_2 + E_3$	$E_{37} + E_{40}$	$E_{44} + E_{65}$	$H_4 + H_5$
E_4	E_{38}	$E_{45} - E_{72}$	H_6
$E_5 - E_{17}$	E_{39}	$E_{46} - E_{63}$	$H_7 - H_8$
$E_6 + E_{18}$	$E_{41} + E_{61}$	$E_{51} - E_{71}$	
$E_7 + E_{19}$	$E_{42} + E_{62}$	$E_{52} - E_{64}$	

Table 7: The 22 invariant combinations corresponding to $SU(4) \times SU(2) \times SU(2) \times U(1)$.

The 24 combinations of operators which transform with a minus sign are given in tab. 8. Calculating the Dynkin labels, we identify the highest weight (010|1|1) corresponding to the representation $(\mathbf{6}, \mathbf{2}, \mathbf{2})$.

$E_9 + E_{27}$	$E_{15} + E_{21}$	$E_{47} + E_{53}$	E_{59}
$E_{10} + E_{28}$	$E_{16} + E_{22}$	$E_{48} + E_{54}$	E_{60}
$E_{11} + E_{25}$	$E_{29} + E_{35}$	$E_{49} + E_{55}$	E_{66}
$E_{12} + E_{26}$	$E_{30} + E_{36}$	$E_{50} + E_{56}$	E_{67}
$E_{13} + E_{23}$	$E_{31} + E_{33}$	E_{57}	E_{68}
$E_{14} + E_{24}$	$E_{32} + E_{34}$	E_{58}	E_{69}

Table 8: The 24 combinations corresponding transforming with a minus sign.

E_1	E_{38}	$E_{42} + E_{62}$	$H_1 + H_2 + H_3$	$H_7 - H_8$
E_4	E_{39}	$E_{43} + E_{70}$	$H_4 + H_5$	
$E_{37} + E_{40}$	$E_{41} + E_{61}$	$E_{44} + E_{65}$	H_6	

Table 9: The 13 invariant combinations corresponding to $SU(3) \times SU(2) \times U(1) \times U(1)$.

Next, we give a detailed description of how the Pati-Salam gauge group breaks down to the Standard Model gauge symmetry.

The continuous Wilson line W_6 will project out all those step operators in tab. 7, which have a non-vanishing scalar product with $H_4 - H_5$. Equivalently we can say that a step operator is projected out, if the corresponding root has a non-vanishing scalar product with W_6 . The surviving operators are listed in tab. 9.

The Cartan subalgebra is given by

$$\begin{aligned} \bar{H}_1 &= E_{37} + E_{40}, & \bar{H}_2 &= H_1 + H_2 + H_3, \\ \bar{H}_3 &= H_4 + H_5, & \bar{H}_4 &= H_6, & \bar{H}_5 &= H_7 - H_8. \end{aligned} \quad (48)$$

Calculating the kernel of the Killing form

$$\bar{K}_{ij} \equiv \text{Tr ad } \bar{H}_i \text{ ad } \bar{H}_j = \begin{pmatrix} 4 & -6 & 0 & -2 & 0 \\ -6 & 9 & 0 & 3 & 0 \\ 0 & 0 & 12 & 0 & 0 \\ -2 & 3 & 0 & 1 & 0 \\ 0 & 0 & 0 & 0 & 8 \end{pmatrix}, \quad (49)$$

we find the $U(1)$ generators,

$$\bar{U}_1 = \bar{H}_2 - 3\bar{H}_4, \quad \bar{U}_2 = \bar{H}_1 + 2\bar{H}_4, \quad (50)$$

and after the Levi decomposition, the Cartan generators of the semisimple part of the algebra are

$$\bar{H}'_1 = \bar{H}_3, \quad \bar{H}'_2 = \bar{H}_4 + \frac{1}{6}\bar{U}_1 - \frac{1}{6}\bar{U}_2, \quad \bar{H}'_3 = \bar{H}_5. \quad (51)$$

The Killing form of the semisimple part is then

$$\bar{K}'_{ij} \equiv \text{Tr ad } \bar{H}'_i \text{ ad } \bar{H}'_j = \begin{pmatrix} 12 & 0 & 0 \\ 0 & 1 & 0 \\ 0 & 0 & 8 \end{pmatrix}. \quad (52)$$

The adjoint action $\text{ad } \bar{H}'_i$ of the Cartan generators on the 11 operators of the semisimple part of the algebra,

$$\begin{array}{cccccc} E_1, & E_{38}, & E_{41} + E_{61}, & E_{43} + E_{70}, & \bar{H}'_1, & \bar{H}'_3, \\ E_4, & E_{39}, & E_{42} + E_{62}, & E_{44} + E_{65}, & \bar{H}'_2, & \end{array}$$

is given by 11×11 matrices. Since the Cartan generators mutually commute, these matrices can be simultaneously diagonalised. The k th eigenvalue of the i th matrix is then the i th entry of the k th root, $\bar{\alpha}_k^{(i)}$:

$$\begin{array}{cccccc} (2, 0, 0), & (0, 0, 2), & (-1, 1/2, 0), & (0, 0, -2), & (0, 0, 0), & (0, 0, 0), \\ (-2, 0, 0), & (1, 1/2, 0), & (1, -1/2, 0), & (-1, -1/2, 0), & (0, 0, 0), & \end{array}$$

We introduce a semi-ordering by fixing the basis

$$(2, 0, 0), \quad (0, 0, -2), \quad (1, 1/2, 0). \quad (53)$$

Among the positive roots,

$$(2, 0, 0), \quad (0, 0, -2), \quad (1, 1/2, 0), \quad (1, -1/2, 0), \quad (54)$$

we select those, which cannot be written as the sum of two positive ones (*simple roots*):

$$\alpha_1 = (0, 0, -2), \quad \alpha_2 = (1, 1/2, 0), \quad \alpha_3 = (1, -1/2, 0). \quad (55)$$

The canonical isomorphism between the Cartan subalgebra \mathfrak{h} , and its dual \mathfrak{h}^* assigns to each simple root α_i an element of the Cartan subalgebra h_{α_i} ,

$$h_{\alpha_1} = -\frac{1}{4}\bar{H}'_3, \quad h_{\alpha_2} = \frac{1}{12}\bar{H}'_1 + \frac{1}{2}\bar{H}'_2, \quad h_{\alpha_3} = \frac{1}{12}\bar{H}'_1 - \frac{1}{2}\bar{H}'_2. \quad (56)$$

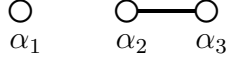
The scalar product in root space is then given by

$$\langle \alpha_i, \alpha_j \rangle \equiv \text{Tr ad } h_{\alpha_i} \text{ ad } h_{\alpha_j}. \quad (57)$$

Using the Killing form (cf. eq. (52)), the right-hand-side can easily be evaluated. From the Cartan matrix

$$A_{ij} \equiv 2 \frac{\langle \alpha_i, \alpha_j \rangle}{\langle \alpha_j, \alpha_j \rangle} = \begin{pmatrix} 2 & 0 & 0 \\ 0 & 2 & -1 \\ 0 & -1 & 2 \end{pmatrix}, \quad (58)$$

and its corresponding Dynkin diagram



we see that the semisimple part of the gauge group is $SU(3) \times SU(2)$.

Now consider the operators transforming under the $SU(4) \times SU(2) \times SU(2)$ symmetry in the $(\mathbf{6}, \mathbf{2}, \mathbf{2})$ representation. After switching on the continuous Wilson line W_6 , only 12 of them will survive:

$$\begin{aligned}
 E_{29} + E_{35}, \quad E_{30} + E_{36}, \quad E_{31} + E_{33}, \quad E_{32} + E_{34}, \quad E_{57}, \\
 E_{58}, \quad E_{59}, \quad E_{60}, \quad E_{66}, \quad E_{67}, \quad E_{68}, \quad E_{69}
 \end{aligned} \tag{59}$$

Calculating the adjoint action of the Cartan generators and diagonalising the 12×12 matrices, we find the weight vectors:

$$\begin{aligned}
 (0, 1/3, 1), \quad (0, -1/3, 1), \quad (0, 1/3, -1), \quad (0, -1/3, -1), \\
 (1, 1/6, -1), \quad (-1, -1/6, 1), \quad (1, 1/6, 1), \quad (-1, -1/6, -1), \\
 (1, -1/6, -1), \quad (1, -1/6, 1), \quad (-1, 1/6, -1), \quad (-1, 1/6, 1)
 \end{aligned} \tag{60}$$

Using the metric in root space, we calculate the Dynkin labels by taking scalar products of the weights with the simple roots. We find the representations

$$(1|01) \quad \text{and} \quad (1|10) \tag{61}$$

corresponding to the representations $(\bar{\mathbf{3}}, \mathbf{2})$ and $(\mathbf{3}, \mathbf{2})$ of $SU(3) \times SU(2)$.

References

- [1] L. J. Dixon, J. A. Harvey, C. Vafa, and E. Witten, “Strings on orbifolds,” *Nucl. Phys.* **B261** (1985) 678–686.
- [2] L. J. Dixon, J. A. Harvey, C. Vafa, and E. Witten, “Strings on orbifolds. 2,” *Nucl. Phys.* **B274** (1986) 285–314.
- [3] L. E. Ibáñez, H. P. Nilles, and F. Quevedo, “Orbifolds and wilson lines,” *Phys. Lett.* **B187** (1987) 25–32.
- [4] L. E. Ibáñez, J. Mas, H.-P. Nilles, and F. Quevedo, “Heterotic strings in symmetric and asymmetric orbifold backgrounds,” *Nucl. Phys.* **B301** (1988) 157.
- [5] Y. Kawamura, “Triplet-doublet splitting, proton stability and extra dimension,” *Prog. Theor. Phys.* **105** (2001) 999–1006, [hep-ph/0012125](#).
- [6] T. Asaka, W. Buchmüller, and L. Covi, “Gauge unification in six dimensions,” *Phys. Lett.* **B523** (2001) 199–204, [hep-ph/0108021](#).
- [7] L. E. Ibáñez, J. E. Kim, H. P. Nilles, and F. Quevedo, “Orbifold compactifications with three families of $SU(3) \times SU(2) \times U(1)^n$,” *Phys. Lett.* **B191** (1987) 282–286.
- [8] T. Kobayashi, S. Raby, and R.-J. Zhang, “Constructing 5d orbifold grand unified theories from heterotic strings,” *Phys. Lett.* **B593** (2004) 262–270, [hep-ph/0403065](#).
- [9] S. Förste, H. P. Nilles, P. K. S. Vaudrevange, and A. Wingerter, “Heterotic brane world,” *Phys. Rev.* **D70** (2004) 106008, [hep-th/0406208](#).
- [10] T. Kobayashi, S. Raby, and R.-J. Zhang, “Searching for realistic 4d string models with a Pati-Salam symmetry: Orbifold grand unified theories from heterotic string compactification on a \mathbb{Z}_6 orbifold,” *Nucl. Phys.* **B704** (2005) 3–55, [hep-ph/0409098](#).
- [11] W. Buchmüller, K. Hamaguchi, O. Lebedev, and M. Ratz, “Dual models of gauge unification in various dimensions,” *Nucl. Phys.* **B712** (2005) 139–156, [hep-ph/0412318](#).
- [12] A. E. Faraggi, “Moduli fixing in realistic string vacua,” [hep-th/0504016](#).
- [13] L. E. Ibáñez, H. P. Nilles, and F. Quevedo, “Reducing the rank of the gauge group in orbifold compactifications of the heterotic string,” *Phys. Lett.* **B192** (1987) 332.
- [14] A. Font, L. E. Ibáñez, H. P. Nilles, and F. Quevedo, “Degenerate orbifolds,” *Nucl. Phys.* **B307** (1988) 109.
- [15] A. Font, L. E. Ibáñez, H. P. Nilles, and F. Quevedo, “Yukawa couplings in degenerate orbifolds: Towards a realistic $SU(3) \times SU(2) \times U(1)$ superstring,” *Phys. Lett.* **210B** (1988) 101.

- [16] A. Wingerter, “PhD thesis,” (2005).
- [17] V. G. Kac, “Automorphisms of finite order of semisimple lie algebras,” *Func. Anal. Appl.* **3** (1969) 252.
- [18] J. E. Humphreys, “Introduction to lie algebras and representation theory. (3rd print., rev.),”. New York, USA: Springer (1980) 171p.
- [19] H. Freudenthal and H. de Vries, “Linear lie groups,”. Academic Press, New York and London (1969) 547 P. (Pure and Applied Mathematics).
- [20] A. N. Schellekens and N. P. Warner, “Weyl groups, supercurrents and covariant lattices,” *Nucl. Phys.* **B308** (1988) 397.
- [21] T. J. Hollowood and R. G. Myhill, “The 112 breakings of e8,” *Int. J. Mod. Phys.* **A3** (1988) 899.
- [22] P. Bouwknegt, “Lie algebra automorphisms, the weyl group and tables of shift vectors,” *J. Math. Phys.* **30** (1989) 571.
- [23] R. W. Carter, “Conjugacy classes in the weyl group,” *Compositio Mathematica* **25** (1972) 1–59.
- [24] J. Stembridge, *A Maple Package for Root Systems and Finite Coxeter Groups*, 2004. (<http://www.math.lsa.umich.edu/~jrs/maple.html>).
- [25] H. P. Nilles, “Five golden rules for superstring phenomenology,” `hep-th/0410160`.
- [26] R. W. Carter, “Simple groups of lie type,”. John Wiley & Sons (1972) 331 p. (Pure and Applied Mathematics, 28).
- [27] R. N. Cahn, “Semisimple lie algebras and their representations,”. Menlo Park, Usa: Benjamin/cummings (1984) 158 P. (Frontiers In Physics, 59).
- [28] J. Fuchs and C. Schweigert, “Symmetries, lie algebras and representations: A graduate course for physicists,”. Cambridge, UK: Univ. Pr. (1997) 438 p.
- [29] D. Rand, P. Winternitz, and H. Zassenhaus, “On the identification of a lie algebra given by its structure constants. 1. direct decompositions, levi decompositions and nilradicals,”. CRM-1394.
- [30] The GAP Group, *GAP – Groups, Algorithms, and Programming, Version 4.4*, 2004. (<http://www.gap-system.org>).