

Convergent Gaussian Expansion Method | Demonstration in Reduced Yang-Mills Integrals |

Jun Nishimura¹, Toshiyuki Okubo^{1y} and Fumihiko Sugino^{2z}

¹ Department of Physics, Nagoya University, Furo-cho, Chikusa-ku, Nagoya 464-8602, Japan

² Service de Physique Théorique, C.E.A. Saclay, F-91191 Gif-sur-Yvette Cedex, France

(preprint DPNU-02-13, SACLAY-SPHT-T 02/057, hep-th/0205253; February 8, 2019)

We advocate a method to improve systematically the self-consistent harmonic approximation (or the Gaussian approximation), which has been employed extensively in condensed matter physics and statistical mechanics. We demonstrate the convergence of the method in a model obtained from dimensional reduction of $SU(N)$ Yang-Mills theory in D dimensions. Explicit calculations have been carried out up to the 7th order in the large- N limit, and we do observe a clear convergence to Monte Carlo results. For $D \leq 10$ the convergence is already achieved at the 3rd order, which suggests that the method is particularly useful for studying the IIB matrix model, a conjectured nonperturbative definition of type IIB superstring theory.

PACS numbers 02.30.Mv, 11.15.Tk, 11.25.Sq

Introduction. | It is well appreciated that perturbation theory has a limited range of applicability, although its importance in theoretical physics can never be overstated. First of all, perturbative expansions in most cases yield merely an asymptotic series, which starts to diverge at some finite order. There are situations in which the expansion parameter is not small enough to make perturbative calculations reliable or even meaningful. It may also happen that we have to deal with a system without any expansion parameters which allow us to formulate a perturbation theory in the conventional sense.

The aim of this Letter is to advocate an expansion method which can be a powerful alternative to conventional perturbation theory. Specifically, we consider a method to systematically improve the self-consistent harmonic approximation (or the Gaussian approximation), which has been widely used in condensed matter physics. (See Ref. [1] and references therein.) The most striking aspect of the method is that the results converge as we increase the order, although the expansion is not based on any small parameter. This property is shared with a closely related method [2,3] for obtaining the energy spectrum in quantum mechanical systems. Here we are concerned with a system with infinite degrees of freedom.

In such approaches one typically encounters a situation in which the approximants depend on free parameters. The power of the method comes from the flexibility to adjust these parameters depending on the order of the expansion. Common wisdom suggests to determine them by ‘the principle of minimum sensitivity’ [3]. This is usually achieved by solving the ‘self-consistency equations’. However, we will discuss various cases in which this strategy runs into problems. Here we propose a novel prescription, with which one can naturally obtain the best approximation at each order without such problems.

Although the method itself appears to be quite general, we apply it to a model [4] obtained from dimensional reduction of $SU(N)$ Yang-Mills theory in D dimensions

for illustrative purposes. The model can be regarded as a hermitian matrix version of the Eguchi-Kawai model [5], which was proposed as an equivalent description of large- N gauge theory. This equivalence in the case of the present model has been investigated recently [6].

The model also has connections to string theory. In particular the $D = 10$ case corresponds to the bosonic version of the IIB matrix model [7], a conjectured non-perturbative definition of type IIB superstring theory. In fact the Gaussian expansion method was applied to the IIB matrix model up to the 3rd order in Ref. [8]. This provided the first analytical evidence for the dynamical generation of 4d space-time, which is both surprising and encouraging since the model describes superstrings in 10 dimensions. Stability of this conclusion against higher order corrections has been confirmed recently by explicit 5th order calculations [9]. There the method is also interpreted as an improved Taylor expansion. See Ref. [10] for an earlier proposal for applications of the Gaussian approximation to supersymmetric matrix quantum mechanics. Refs. [11] applied the method to the Matrix Theory, where interesting blackhole thermodynamics were revealed already at the leading order.

In the present bosonic model, we can perform calculations up to the 7th order, which allows us to convincingly demonstrate the convergence of the method. The model is still nontrivial, and in particular it has not been solved exactly so far. Also the conventional perturbative approach cannot be applied since the action does not possess a quadratic term. However, standard Monte Carlo simulation is applicable, and there are some results [12] that can be compared with ours. As another advantage of studying this model, we can perform analytic calculations leaving D as a free parameter. We observe that the convergence is fast in particular at large D . For $D \leq 10$, for instance, a reasonable convergence is already achieved at the 3rd order, which supports the validity of the aforementioned calculations in the IIB matrix model.

Reduced Yang-Mills Integral] The reduced Yang-Mills integral is defined by the partition function

$$Z = \int dA e^{-S}; \quad (1)$$

$$S = \frac{1}{4} \text{tr} [A^\dagger A]^2; \quad (2)$$

where $A = (A_{ab})$ are $N \times N$ hermitian matrices. The integration measure dA is defined by $dA = \prod_{a=1}^{N^2-1} dA^a$ where A^a are the coefficients in the expansion $A = \frac{1}{2} A^a T^a$ with respect to the $SU(N)$ generators T^a normalized as $\text{tr}(T^a T^b) = \frac{1}{2} \delta^{ab}$. The model can be regarded as the zero-volume limit of $SU(N)$ Yang-Mills theory in D dimensions. As a result of this limit, we can actually absorb $\frac{1}{2}$ in (2) by rescaling $A \rightarrow \frac{1}{2} A$. Thus $\frac{1}{2}$ is not so much a coupling constant as a scale parameter, which we set to $\frac{1}{2} = 1$ without loss of generality. The partition function was conjectured [4] and proved [13] to be finite for $N > D(D-2)$. Note in particular that the model is ill-defined at $D=2$. A systematic $1=D$ expansion was formulated in [12]. In particular the absence of $SO(D)$ breaking was shown to all orders of the $1=D$ expansion and this conclusion was also confirmed by Monte Carlo simulations [12] for various $D = 3; 4; 6; \dots; 20$. In what follows we therefore assume the absence of SSB for simplicity, although the Gaussian expansion method itself is capable of addressing such an issue as well [8]. In Ref. [14] Polyakov line and Wilson loop were calculated by the (next-)leading Gaussian approximation, and Monte Carlo results [15] were reproduced qualitatively. An equally successful result was obtained in the supersymmetric case [16].

The Gaussian expansion method. The Gaussian action which has both $SU(N)$ and $SO(D)$ symmetries can be written as

$$S_0 = \frac{N}{v} \frac{D}{2} \text{tr} (A^\dagger A)^2; \quad (3)$$

where v is a positive real parameter. (The constant factor $\frac{D}{2}$ is introduced for convenience.) Then we rewrite the partition function (1) as

$$Z = \int dA e^{-S_0} e^{(S-S_0)}; \quad (4)$$

$$Z_0 = \int dA e^{-S_0}; \quad (5)$$

where $\langle A \rangle$ is a VEV with respect to the partition function Z_0 . From (4) it follows that the free energy $F = -\ln Z$ can be expanded as

$$F = \sum_{k=0}^{\infty} F_k; \quad F_0 = -\ln Z_0; \quad (6)$$

$$F_k = \frac{(-1)^k}{k!} h(S - S_0)^k|_{A=0}; \quad (\text{for } k \geq 1); \quad (7)$$

where the sum $\sum_{k=0}^{\infty}$ in (6) means that the connected part is taken. Each term F_k in the above expansion can be calculated conveniently by using Feynman diagrams. In actual calculations we have to truncate the infinite series (6) at some finite order. In Ref. [9], Schwinger-Dyson equations were used to reduce the number of diagrams considerably. Using this technique, we were able to proceed up to the 7th order in the present model with reasonable efforts (e.g., we evaluated 21 eight-loop diagrams).

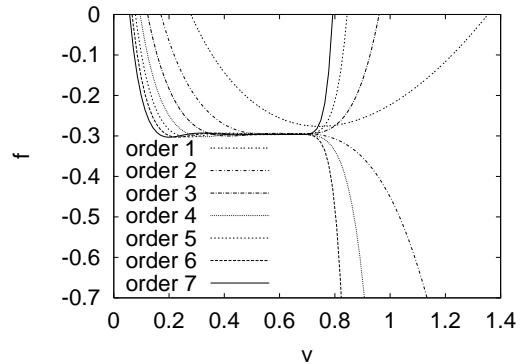


FIG. 1. Free energy density f is plotted as a function of v for $D = 10$. Each curve corresponds to order 1, 2, ..., 7.

Once we truncate the expansion (6), the calculated free energy depends on the parameter v introduced in the Gaussian action (3). In the large- N limit [18] we compute the 'free energy density' defined by

$$f = \lim_{N \rightarrow \infty} \left[\frac{1}{D(N^2-1)} F - \frac{1}{2} \ln \frac{D}{2} N \right]; \quad (8)$$

The second term is subtracted in order to make the quantity finite. (In particular $f = -1/4$ at $D = 1$.) In Fig. 1 we plot the result at each order as a function of v for $D = 10$. Formation of a plateau is clearly seen. We may understand this phenomenon as a reflection of the fact that the formal expansion (6), if not truncated, should not depend on v . According to this interpretation, the height of the plateau observed for the truncated free energy should provide a good approximation. This is the philosophy behind 'the principle of minimum sensitivity', which is known in a more general context [3].

Next we need to specify a prescription to obtain a concrete value which approximates the free energy at each order. In Refs. [8,9] the free parameters in the Gaussian action were determined such that the truncated free energy becomes stationary. This amounts to solving the 'self-consistency equation' $\frac{\partial}{\partial v} \sum_{k=0}^n F_k = 0$. A problem with this method is that the number of solutions increases as we go to higher orders. In Refs. [8,9], the solution that gives the smallest free energy has been chosen. While this prescription seems reasonable at relatively small orders, we have problems at higher orders, in particular when we

are discussing the convergence. For instance, if we used the same prescription in the present model, we would underestimate the height of the plateau. This is related to the way in which the plateau develops. Looking at the plateau in Fig. 1 closely, we observe some oscillations, whose amplitude becomes larger towards the edge of the plateau. It may also happen in general that the truncated free energy acquires a global minimum which has nothing to do with the plateau formation. As yet another problem, it sometimes occurs that 'self-consistency equations' have no solutions even if a well-defined plateau is developing.

The histogram prescription. All these problems arise from trying to determine the free parameters by local information such as 'self-consistency equations'. In fact it is more natural to extract the height of the plateau directly. For that, we make a histogram of the truncated free energy calculated at points which are uniformly distributed in the parameter space of the Gaussian action. The bin size of the histogram represents the precision at which we search for the plateau. If the bin size is too small, we obtain a peak for each solution to the 'self-consistency equation'. Hence we are back in the previous situation, and problems remain. In order to identify the plateau, we clearly need some kind of coarse graining. This is achieved by increasing the bin size gradually until a single peak becomes dominant'. As a criterion of the dominance, we require the highest bin to be more than twice as high as the second highest one. We further require the dominance to persist for larger bin size.

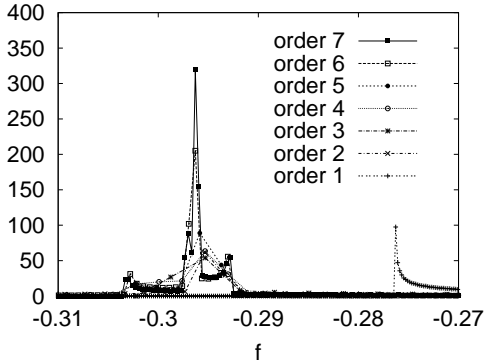


FIG. 2. The histogram for the free energy density f for $D = 10$ at order 1, 2, ..., 7.

Fig. 2 shows the histogram obtained in this way at each order for $D = 10$. The range of v has been restricted to $0.01 \leq v \leq 1.4$, and the vertical axis is normalized such that the integration gives unity. The peak becomes sharper and sharper as we go to higher order. Thus the histogram serves as a clear indicator of the plateau formation. Moreover, now we can obtain the 'best approximation' at each order from the position of the peak, while the bin size (chosen by the above criterion) roughly rep-

resents the theoretical uncertainty of the method.

In Fig. 3, we plot the approximated value of the free energy for various D obtained at each order by our histogram prescription. The 'error bars' represent a rough estimate for the theoretical uncertainty explained above. (Remark: Unlike usual error bars, they do not represent an estimate for possible discrepancies from the correct value.) We observe a clear convergence for each D . The convergence becomes fast in particular at large D .

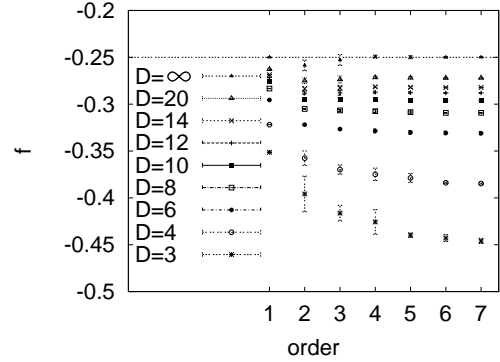


FIG. 3. Free energy density f obtained by the histogram prescription at order 1, 2, ..., 7 for various D . The horizontal line represents the exact result $f = -1/4$ at $D = 1$.

Observables. Similarly to the free energy (6), the expectation value of an operator O is expanded as

$$\langle O \rangle = \sum_{k=0}^{\infty} \frac{1}{k!} \langle O_k \rangle; \quad \langle O_0 \rangle = \langle O \rangle; \quad (9)$$

$$O_k = \frac{1}{k!} \left(\frac{\partial}{\partial S} \right)^k O \Big|_{S=S_0} \quad (\text{for } k \geq 1); \quad (10)$$

As a fundamental object in this model [12], we consider

$$O = \frac{1}{N} \sum_{i=1}^N \text{tr} (A_i)^2 \quad \frac{r}{D}; \quad (11)$$

The normalization is chosen such that $\langle O \rangle = 1$ at $D = 1$ in the large- N limit [12]. We calculate $\langle O \rangle$ by the series expansion (9) truncated at some order. In Fig. 4 we plot the result at each order as a function of v for $D = 10$.

In Refs. [8,9], the truncated expectation value was evaluated at the same value of v as the one used to evaluate the free energy. Note, however, that the region of the parameter v where the plateau develops for the expectation value is slightly shifted from the corresponding region for the free energy. It is therefore safer to extract an approximated value for the observable by repeating the same procedure as we did for the free energy.

Fig. 5 shows the result with 'error bars' again representing the theoretical uncertainty. Comparison with the Monte Carlo data [12] confirms that our results do converge to the correct values. For $D \geq 10$ in particular, the convergence is already achieved at order 3.

It was previously noted that the leading Gaussian approximation becomes 'exact' at $D = 1$ [14]. The precise statement is that if we evaluate the free energy density and the observable (truncated at the 1st order) at the value of v which solves the 1st order 'self-consistency equation' for the free energy, they agree with the exact results at $D = 1$. Although this can be naturally understood from the viewpoint of the $1=D$ expansion [12], it looks rather accidental in the present framework. If we evaluate the truncated observable at v which solves the 'self-consistency equation' for the observable, we obtain 1.08866 instead of 1. Also there is no plateau yet at order 1. Figs. 3 and 5 show that the convergence of the method as it stands is achieved only at order 3 even for $D = 1$.

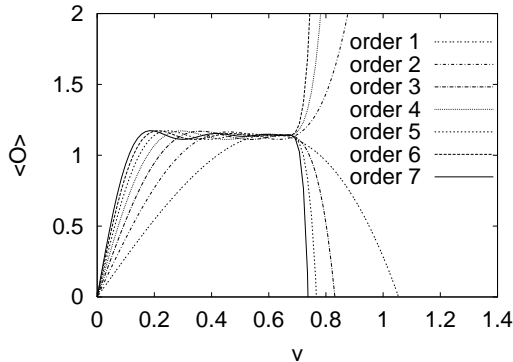


FIG. 4. Similar plot as Fig. 1 but for $h_0 i$.

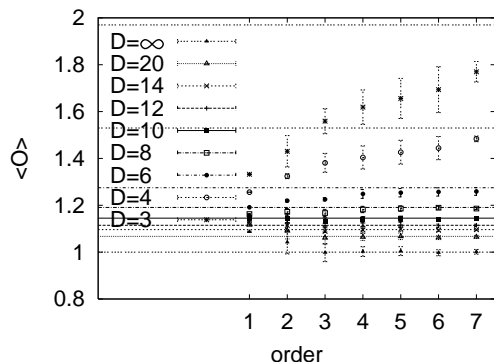


FIG. 5. Similar plot as Fig. 3 but for $h_0 i$. The horizontal lines represent the Monte Carlo results for each $D < 1$ and the exact result $h_0 i = 1$ at $D = 1$.

It should be emphasized that the Gaussian expansion is different from the $1=D$ expansion. Each term in the expansions for the free energy density and the observable is of order 1 with respect to $1=D$ for generic v . Still the height of the plateau converges due to nontrivial cancellations among diagrams. Note also that the Gaussian expansion can be applied to the supersymmetric case (including the IIB matrix model), while the $1=D$ expansion cannot be formulated there.

Concluding remark. The basic idea of our histogram prescription is particularly useful when the Gaussian action contains many parameters. This will be important in applications to quantum field theory. Also when we study the SSB of $SO(10)$ symmetry in the IIB matrix model, we have to introduce 10 real and 120 complex parameters [8]. Our new prescription allows us to study the whole parameter space without the simplifications made in the previous works. The results shall be reported in the forthcoming paper [17].

Acknowledgments. We would like to thank the authors of Ref. [9] for stimulating discussions. The work of J.N. is supported in part by Grant-in-Aid for Scientific Research (No.14740163) from the Ministry of Education, Culture, Sports, Science and Technology.

E-mail: nishimura@eken.phys.nagoya-u.ac.jp

Y E-mail: okubo@eken.phys.nagoya-u.ac.jp

Z E-mail: sugino@sphs.saclay.cea.fr

- [1] A. Iucci and C.M. Naon, hep-th/0109118.
- [2] W.E. Caswell, *Annals Phys.* 123, 153 (1979); I.G. Halliday and P. Suranyi, *Phys. Rev. D* 21, 1529 (1980); J. Killinglebeck, *J. Phys. A* 14, 1005 (1981).
- [3] P.M. Stevenson, *Phys. Rev. D* 23, 2916 (1981).
- [4] W. Krauth and M. Staudacher, *Phys. Lett. B* 435, 350 (1998).
- [5] T. Eguchi and H. Kawai, *Phys. Rev. Lett.* 48, 1063 (1982).
- [6] K.N. Anagnostopoulos, W. Bietenholz and J. Nishimura, to appear in *Int. J. Mod. Phys. C*, [hep-lat/0112035].
- [7] N. Ishibashi, H. Kawai, Y. Kitazawa and A. Tsuchiya, *Nucl. Phys. B* 498, 467 (1997).
- [8] J. Nishimura and F. Sugino, *JHEP* 0205, 001 (2002).
- [9] H. Kawai, S. Kawamoto, T. Kuroki, T. Matsuo and S. Shinohara, hep-th/0204240.
- [10] D. Kabat and G. Lifschytz, *Nucl. Phys. B* 571, 419 (2000).
- [11] D. Kabat, G. Lifschytz and D.A. Lowe, *Phys. Rev. Lett.* 86, 1426 (2001); *Phys. Rev. D* 64, 124015 (2001); N. Iizuka, D. Kabat, G. Lifschytz and D.A. Lowe, *Phys. Rev. D* 65, 024012 (2002).
- [12] T. Hotta, J. Nishimura and A. Tsuchiya, *Nucl. Phys. B* 545, 543 (1999).
- [13] P. Austing and J.F. Wheeler, *JHEP* 0102, 028 (2001).
- [14] S. Oda and F. Sugino, *JHEP* 0103, 026 (2001).
- [15] J. Ambjorn, K.N. Anagnostopoulos, W. Bietenholz, T. Hotta and J. Nishimura, *JHEP* 0007, 013 (2000).
- [16] F. Sugino, *JHEP* 0107, 014 (2001).
- [17] J. Nishimura, K. Nishiyama, T. Okubo and F. Sugino, in preparation.
- [18] This simply amounts to considering only the planar diagrams. Although it reduces our effort considerably, the method itself is applicable to arbitrary finite N .