

A Simple Method to Make Asymptotic Series of Feynman Diagrams Converge

Y. Meurice

Department of Physics and Astronomy, The University of Iowa, Iowa City, Iowa 52242, USA

We show that in $\lambda\phi^4$ problems, asymptotic series of Feynman diagrams can be made convergent by cutting off the large field contributions. The method works very well for several problems where the exact answer can be calculated with great accuracy (for instance, the quantum anharmonic oscillator). The modified series converge to values exponentially close to the exact ones. This can be explained in terms of the Feynman rules of the modified models. The method can be extended to lattice gauge theory.

PACS: 11.10.-z, 11.15.Bt, 12.38.Cy, 31.15.Md

Quantum Electrodynamics (QED) is one of the major achievements of the 20th century. It accounts for a broad range of phenomena in particle physics, solid state physics, optics, and chemistry. It predicts the values of the anomalous magnetic moments of the electron and the muon with an incredible accuracy. When Feynman called QED “the jewel of physics” [1], it was not an overstatement. In addition, the perturbative methods (Feynman diagrams) developed for QED are used to perform precision tests of the standard model of electro-weak and strong interactions [2].

Despite these successes, it has been known for a long time [3] that series calculated from Feynman diagrams are not convergent. Physicists will sometimes criticize renormalized perturbation theory as “mathematically meaningless” or “a collection of ad hoc recipes” [4]. If perturbative series diverge, why do they sometimes give very accurate answers and why are they so commonly used? Series practitioners know that one can usually rely on a “rule of thumb” which consists in dropping the $k+1$ -th order contribution when it becomes as large as the k -th order contribution. The k -th order contribution is then a rough estimate of the error. More sophisticated methods involving Borel resummations and/or Padé approximants may be used. A remarkable example is the calculation of the critical exponents of sigma models in 3 dimensions [5]. However, such procedures often require subjective input and almost never result in “mathematically justified error bounds” [6]. When discrepancies with other methods occur [7], it is not easy to draw the appropriate conclusions.

In this Letter, we propose to approximate $\lambda\phi^4$ models by models where the large field configurations are forbidden (or suppressed). We will show that for these modified models, the perturbative series converge absolutely. In addition, the difference between the exact values of calculable quantities (energy levels or renormalized couplings) of the original and the modified models can be made exponentially small. This difference depends on λ in a universal way. The method can be applied on the lattice and in the continuum. We will first explain the basic ideas with perturbed Gaussian integrals and then apply the method to the anharmonic oscillator and scalar field

theory in the hierarchical approximation. The method can be extended to lattice gauge theory.

Before starting the technical discussion, we would like to argue that in the context of elementary particle physics, the lack of convergence of some perturbative series is becoming a physical issue. In the case of the anomalous magnetic moment of the electron ($g_e - 2$) with all the non-QED interactions turned-off, the large order estimate of Ref. [8] combined with the rule of thumb implies that we should truncate the series at about order 5000. This leaves us with about 2000 significant digits and quite a margin of error! However non-QED interactions exist and produce sizable effects. For instance [9], the electro-weak corrections to $g_\mu - 2$, give a contribution of $151(4) \times 10^{-11}$ and in this calculation, the two-loop effects reduce the one-loop prediction by a substantial 35 percent. The total electroweak contribution is about one third of the discrepancy of $43(16) \times 10^{-10}$ found by the recent Brookhaven experiment [10] and the lack of convergence starts to look less like an academic question. The problem is more serious in the case of QCD corrections. For instance, in the calculation [11] of the hadronic width of the Z^0 , the term of order α_s^3 is more than 60 percent of the term of order α_s^2 and contributes to one part in 1,000 to the total width. The experimental error quoted in Ref. [12] for the ratio of the hadronic to the leptonic width is of the order of one part in 10,000. It seems thus legitimate to suspect that the uncertainties associated with the rule of thumb are at least comparable with the experimental errors bars.

There exists general arguments well supported by numerical results [13–16] asserting that for $\lambda\phi^4$ problems, the coefficients of any perturbative series $\sum_n a_n \lambda^n$ have a large-order behavior of the form $a_n \propto A^n n! n^B$. This means that the series are asymptotic: at any given order, we can always find a value of the coupling constant which is small enough to get an accurate answer, however at fixed coupling, increasing the order of the expansion ultimately leads to a significant departure from the correct answer. The situation is illustrated for the first example discussed below in Fig. 1. Note the existence of a “forbidden region”: for any coupling, there is only a maximal accuracy which can be reached. In particular,

if the coupling is too large, the numerical value of the perturbative series is meaningless.

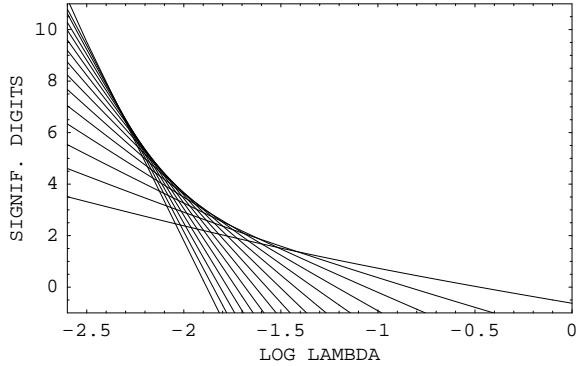


FIG. 1. Number of (correct) significant digits obtained with regular perturbation theory at order 1, 2, 3, ..., 15 for the integral defined by Eq. (1), vs. $\log_{10}\lambda$. In all the graphs, the logarithms are in base 10. As the order increases, the approximate lines rotate clockwise. The “forbidden region” is the upper right corner.

In order to understand the origin of the divergence and how to remedy it, we first consider the simple integral

$$Z(\lambda) = \int_{-\infty}^{+\infty} dx e^{-(1/2)x^2 - \lambda x^4}. \quad (1)$$

If we expand $e^{-\lambda x^4}$, the integrand for the order p contribution is $e^{-(1/2)x^2} x^{4p}/p!$ and has its maximum when $x^2 = 4p$. On the other hand, the truncation of $e^{-\lambda x^4}$ at order p is accurate provided that $\lambda x^4 \ll p$. Requiring that the peak of the integrand for the p -th order term is within the range of values of x for which the p -th order truncation provides an accurate approximation, yields the condition $\lambda \ll (16p)^{-1}$. One sees that the range of validity for λ shrinks as one increases the order as illustrated in Fig. 1. Note that the same bound is obtained by using the “rule of thumb”. We can avoid this problem by restricting the range of integration in Eq. (1) to $|x| < x_{max}$. We call the modified integral $Z(\lambda, x_{max})$ and the perturbative series of this quantity truncated at order p , $Z(\lambda, x_{max}, p)$. As the order increases, the peak of the integrand moves across x_{max} and the contribution is suppressed. In other words, the series is smoothly truncated. It is easy to show that the coefficients of the modified series satisfy the bound $|a_p| < \sqrt{2\pi} x_{max}^{4p}/p!$ and the modified series defines an entire function. However, we are now constructing a perturbative series for a problem which is slightly different than the original one. This procedure is justified from the fact that we have an exponential control on the error, namely

$$|Z(\lambda) - Z(\lambda, x_{max})| < 2e^{-\lambda x_{max}^4} \int_{x_{max}}^{\infty} dx e^{-(1/2)x^2}. \quad (2)$$

As shown in Fig. 2, this bound is obeyed by the perturbative series truncated at a given order (15 in the figure),

until λ becomes too large and the next order is necessary. As we can see, the discrepancy between the numerical value of $Z(\lambda)$ and the perturbative series of the modified model is quite well-understood. The number of significant digits obtained with this method at various orders is shown in Fig. 3, and for various x_{max} in Fig. 4.

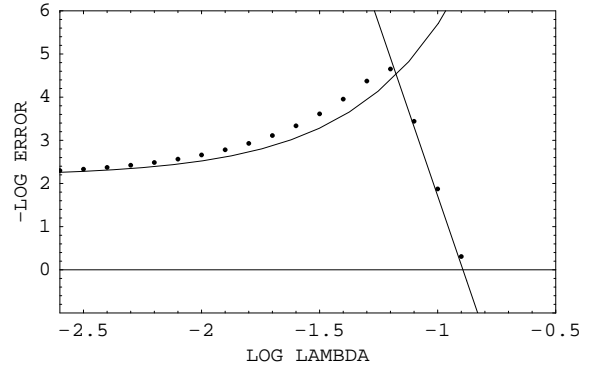


FIG. 2. $-\log_{10}(|Z(\lambda) - Z(\lambda, x_{max} = 3, \text{order} = 15)|)$, versus $\log_{10}\lambda$ (solid dots). The solid curve on the left is Eq. (2). The straight line on the right is the contribution of the 16th order.

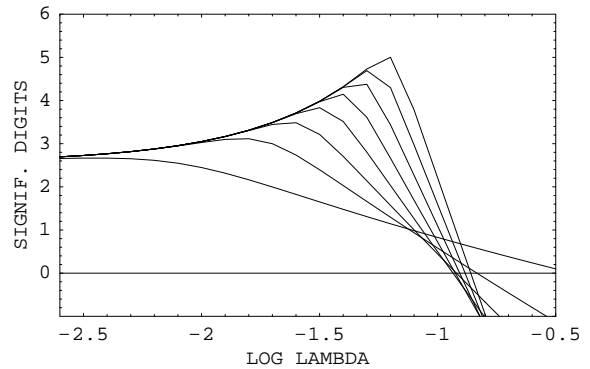


FIG. 3. Number of correct significant digits for $Z(\lambda)$ at order 1, 3, ..., 15 of the perturbative series with $x_{max} = 3$. As the order increases, the maximum moves up and right

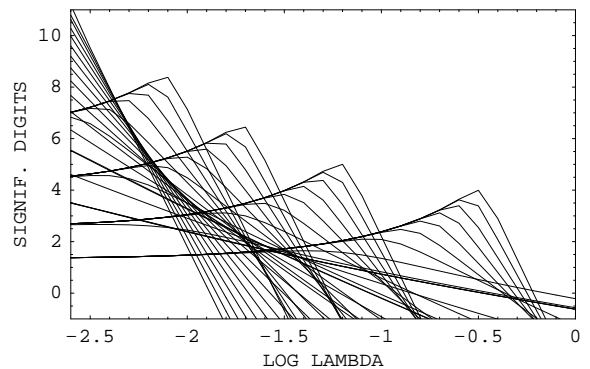


FIG. 4. Comparison of the data as in Fig. 3 but with various cuts: $x_{max} = 2, 3, 4, 5$, superposed to regular perturbation theory (see Fig. 1). As x_{max} increases, the maximum of the envelope moves up and left.

As we see, we significantly enter the “forbidden region” of regular perturbation theory. The choice of x_{max} is determined by our accuracy requirements, the range of coupling relevant for the problem and the length of the series. For instance, if $\lambda = 10^{-1.7}$, the third order contribution is about 60 percent of the second order, as in the QCD example mentioned above. With $x_{max} = 3$, the third order answer has an error about 10 times smaller than regular perturbation theory at the same order.

We have applied the same procedure for a quantum anharmonic oscillator with an Hamiltonian $H = p^2/2 + x^2/2 + \lambda x^4$. The method of Ref. [17] was used to obtain a solution of the time-independent Schroedinger equation for an arbitrary value of the energy E . The eigenvalues are determined by monitoring the “entrance” of the zeroes of the wave function in a region $0 \leq x \leq x_{max}$ as E increases. If x_{max} is large enough, one obtains excellent numerical values (it is easy to get 30 significant digits) of E_n by requiring that the $n + 1$ -th zero occurs exactly at x_{max} . The method relies on the parametrization of the wavefunction as $\langle x|E \rangle \propto \exp(-\int_{x_0}^x dy L(y)/K(y))$. The zeroes of the wave function are in a one-to-one correspondence with the zeroes of $K(x, E)$ which is an entire function of x with Taylor coefficients calculable iteratively [17]. This numerical procedure can be converted into a perturbative expansion order by order in λ . By taking x_{max} large enough, namely 8, we were able to reproduce accurately the first twenty terms of the series calculated by Bender and Wu [13]. As in the previous example, we then reduced x_{max} . The results are shown in Fig. 5 for $x_{max} = 3$.

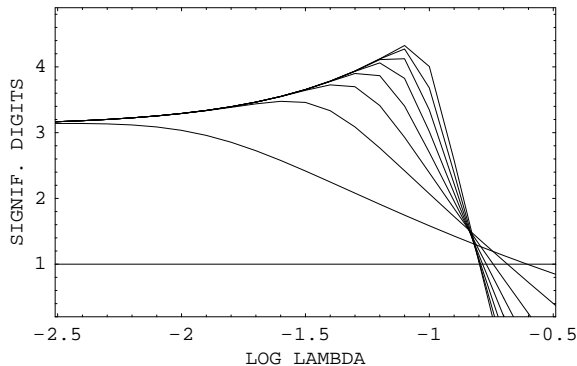


FIG. 5. Number of (correct) significant digits obtained by perturbation theory at order 1, 3, 5, ..., 15 for the ground state of the anharmonic oscillator with $x_{max} = 3$. As the order increases, the maximum moves up and right

We have applied the same procedure for Dyson’s hierarchical model, an approximation of lattice scalar field theory where the renormalization group transformation can be calculated numerically with great accuracy following a method developed in Ref. [18]. We have used a local Lagrangian density $-A\phi^2 - \lambda\phi^4$ such that when $\lambda = 0$, the mass is one in cut-off units. The free parameter (called $c/4$ in Ref. [18]) appearing in the kinetic term was chosen in a such a way that a free massless field scales as

it would for a nearest neighbor model in 3 dimensions. The results for the zero-momentum two point function are shown in Fig. 6.

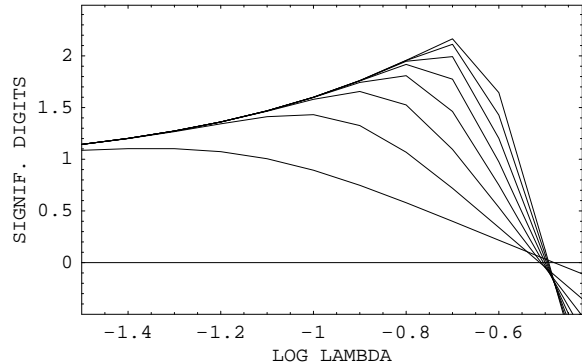


FIG. 6. Number of (correct) significant digits obtained by perturbation theory at order 1, 3, 5, ..., 15 for the two-point function of Dyson’s model with $\phi_{max} = 3$. As the order increases, the maximum moves up and right

There are striking resemblances among Figs. 3, 5 and 6. Due to lack of space, we have not shown the figures combining different x_{max} . They are both very similar to Fig. 4 and show that our method introduces a significant improvement. This suggests that the corrections to the Feynman rules of the modified models are similar to those found in the case of the one variable integral. In the functional formulation, the field ϕ is coupled linearly to a source J , and one can replace the ϕ^4 interaction by four derivatives with respect to the source. The remaining task consists in performing the functional integration for the quadratic theory plus the linear coupling to the source. The linear terms can be removed by the change of variables which in the lattice formulation reads

$$\phi(x)' = \phi(x) - \sum_y G(x, y) J(y), \quad (3)$$

where $G(x, y)$ is the inverse of the quadratic form appearing in the quadratic part of the action. The action is then split into a quadratic part in ϕ' and a quadratic part in J . When the ϕ integration is over the whole real axis, the shift given by Eq. (3) decouples ϕ' and J and we obtain

$$Z[J] = C e^{-\lambda \sum_x (\frac{\partial}{\partial J(x)})^4} e^{\frac{1}{2} \sum_{y,z} J(y) G(y,z) J(z)} \quad (4)$$

The n -point functions can then be calculated by taking all the two point contractions (as in Wick’s theorem) among the interactions points or the external points. The only thing which changes when the large field contributions are cut-off is that a source dependence appears in the bounds of integration after the change of variables of Eq.(3). At each site, we can write

$$\int_{-\phi_{max}}^{\phi_{max}} = \int_{-\infty}^{+\infty} - \int_{|\phi| > \phi_{max}} \quad (5)$$

In the following, we call the second term of Eq. (5), a “tail”. If the contribution from the tails is small, we can treat them as a perturbation. If only a few tails need to be taken into account and a large majority of integrations are performed over the whole real line, the source dependence becomes manageable. At first order (one tail only), Eq. (4) needs to be multiplied to the right by

$$(1 - A_1 \sum_y \int_{|\phi| > \phi_{max}} e^{-A_2(\phi_y - \sum_z G(y,z)J_z)^2}), \quad (6)$$

with $A_1 = (2\pi G(0,0))^{-1/2}$ and $A_2 = (2G(0,0))^{-1}$. The derivatives with respect to the source in Eq. (4), brings down propagators $G(x,y)$ inside the sums over x and y . The various terms can be represented as Feynman diagrams.

This approximate formula allows us to calculate $\delta E_0^{(l)}$, the correction to the ground state of the anharmonic oscillator at order λ^l . The calculation of the constant of proportionality is subtle because it depends on the lattice spacing. If the lattice spacing (called a hereafter) is too small, the suppression factor e^{-ax^2} is not effective at intermediate values of x and one needs to introduce the contributions of more than one tail. It is possible to find a value of the lattice spacing which optimizes the one tail approximation. In the case considered here, this value is such that $ax_{max}^2 = G(0,0)$. This choice yields:

$$\delta E_0^{(0)} \simeq 4\pi^{-1/2} x_{max}^2 \int_{x_{max}}^{+\infty} dx e^{-x^2}. \quad (7)$$

This prediction is well obeyed by the numerical data over a wide range of x_{max} as shown in Fig. 7. The corrections, calculable by reducing the lattice spacing and including the two tails contributions, never exceed 3 percent and are less than 1 percent in the asymptotic region. In the limit $x_{max} \rightarrow \infty$, we have the behavior $\delta E_0^{(l)} \propto x_{max}^{1+4l} e^{-x_{max}^2}$ which we have checked to be in good agreement with the numerical values up to order 4.

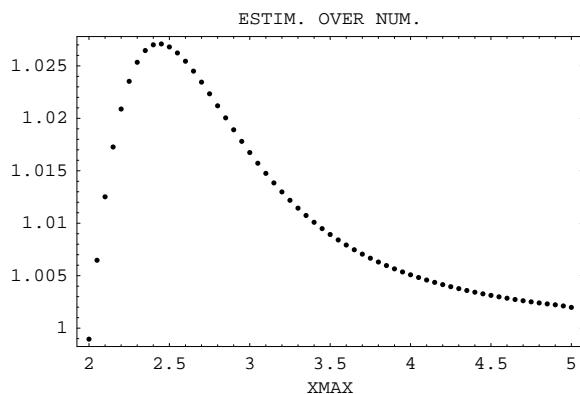


FIG. 7. Ratio of the estimation of Eq. (7) and the numerical value for $\delta E_0^{(0)}$ vs x_{max} .

The construction of Eqs. (4) and (6) can be extended to any theory where one first solves the quadratic theory and then treats the higher order interactions perturbatively. In the case of lattice gauge theory, we can start with the usual plaquette action which is manifestly gauge-invariant. The link variable, for instance in the case of $SU(2)$ in 4 dimensions, reads $U_{x,\mu} = e^{iga\mathbf{A}_\mu \cdot \boldsymbol{\tau}}$. The integration over the fields is already reduced to a compact space, namely \mathbf{A}_μ runs over a sphere of radius $\frac{\pi}{ga}$. In the literature on lattice perturbation theory (with the exception of van Baal [19]), one usually replaces $\int dg$ by $\int_{-\infty}^{+\infty} dA_\mu^i$. This is justified by the fact that in the continuum limit the range becomes infinite. However, we claim that this lattice artifact could be used to obtain a smooth truncation of the perturbative series with exponentially small errors, as in the scalar case.

This research was supported in part by the Department of Energy under Contract No. FG02-91ER40664.

-
- [1] R. Feynman, *Quantum Electrodynamics* (Princeton University Press, Princeton, 1985).
 - [2] A. Sirlin, eConf **C990809**, 398 (2000).
 - [3] F. Dyson, Phys. Rev. **85**, 32 (1952).
 - [4] D. ter Haar, quote of N. Van Kampen, Physics World 14, p. 46, (2001).
 - [5] G. Baker, B. Nickel, M. Green, and D. Meiron, Phys. Rev. Lett. **36**, 1351 (1976).
 - [6] J. Glimm and A. Jaffe, *Quantum Physics* (Springer-Verlag, New York, 1987), p. 350.
 - [7] G. Baker, in *Phase Transitions, Cargese 1980*, edited by M. Levy, J. L. Guillou, and J. Zinn-Justin (Plenum Press, New York, 1982).
 - [8] C. Itzykson, G. Parisi, and J.-B. Zuber, Phys. Rev. D **16**, 996 (1977).
 - [9] A. Czarnecki, B. Krause, and W. J. Marciano, Phys. Rev. Lett. **76**, 3267 (1996).
 - [10] H. N. Brown *et al.*, Phys. Rev. Lett. **86**, 2227 (2001).
 - [11] S. A. Larin, T. van Ritbergen, and J. A. M. Vermaseren, Phys. Lett. **B320**, 159 (1994).
 - [12] S. Bethke, J. Phys. **G26**, R27 (2000).
 - [13] C. Bender and T. T. Wu, Phys. Rev. **184**, 1231 (1969).
 - [14] L. Lipatov, JETP **45**, 216 (1977).
 - [15] G. Parisi, Phys. Lett. **68B**, 361 (1977).
 - [16] E. Brezin, J. L. Guillou, and J. Zinn-Justin, Phys. Rev. D **15**, 1544 (1977).
 - [17] B. Bacus, Y. Meurice, and A. Soemadi, J. Phys. A **28**, L381 (1995).
 - [18] J. Godina, Y. Meurice, M. Oktay, and S. Niermann, Phys. Rev. D **57**, 6326 (1998).
 - [19] P. van Baal, Nucl. Phys. B **351**, 183 (1991).