

# Constraints on $\tan \beta$ in the MSSM from the Upper Bound on the Mass of the Lightest Higgs boson

S. HEINEMEYER<sup>1\*</sup>, W. HOLLIK<sup>2†</sup> AND G. WEIGLEIN<sup>2‡</sup>

<sup>1</sup> *DESY Theorie, Notkestr. 85, 22603 Hamburg, Germany*

<sup>2</sup> *Institut für Theoretische Physik, Universität Karlsruhe,  
 D-76128 Karlsruhe, Germany*

## Abstract

We investigate the possibilities for constraining  $\tan \beta$  within the MSSM by combining the theoretical result for the upper bound on the lightest Higgs-boson mass as a function of  $\tan \beta$  with the informations from the direct experimental search for this particle. We discuss the commonly used “benchmark” scenario, in which the parameter values  $m_t = 175$  GeV and  $M_{\text{SUSY}} = 1$  TeV are chosen, and analyze in detail the effects of varying the other SUSY parameters. We furthermore study the impact of the new diagrammatic two-loop result for  $m_h$ , which leads to an increase of the upper bound on  $m_h$  by several GeV, on present and future constraints on  $\tan \beta$ . We suggest a slight generalization of the “benchmark” scenario, such that the scenario contains the maximal possible values for  $m_h(\tan \beta)$  within the MSSM for fixed  $m_t$  and  $M_{\text{SUSY}}$ . The implications of allowing values for  $m_t$ ,  $M_{\text{SUSY}}$  beyond the “benchmark” scenario are also discussed.

September 1999

---

\*email: Sven.Heinemeyer@desy.de

†email: Wolfgang.Hollik@physik.uni-karlsruhe.de

‡email: Georg.Weiglein@cern.ch,

address after September 30th, 1999: CERN, TH Division, CH-1211 Geneva 23, Switzerland

# 1 Theoretical basis

Within the MSSM the masses of the  $\mathcal{CP}$ -even neutral Higgs bosons are calculable in terms of the other MSSM parameters. The mass of the lightest Higgs boson,  $m_h$ , has been of particular interest: one-loop calculations [1,2] have been supplemented in the last years with the leading two-loop corrections, performed in the renormalization group (RG) approach [3–6], in the effective potential approach [7, 8] and most recently in the Feynman-diagrammatic (FD) approach [9,10]. These calculations predict an upper bound on  $m_h$  of about  $m_h \lesssim 135$  GeV.

For the numerical evaluations in this draft we made use of the Fortran code *subhpole*, corresponding to the RG calculation [5], and of the program *FeynHiggs* [11], corresponding to the recent result of our FD calculation.

In order to fix our notations, we list the conventions for the input from the scalar top sector of the MSSM: the mass matrix in the basis of the current eigenstates  $\tilde{t}_L$  and  $\tilde{t}_R$  is given by

$$\mathcal{M}_t^2 = \begin{pmatrix} M_{\tilde{t}_L}^2 + m_t^2 + \cos 2\beta \left( \frac{1}{2} - \frac{2}{3}s_W^2 \right) M_Z^2 & m_t X_t \\ m_t X_t & M_{\tilde{t}_R}^2 + m_t^2 + \frac{2}{3} \cos 2\beta s_W^2 M_Z^2 \end{pmatrix}, \quad (1)$$

where

$$m_t X_t = m_t (A_t - \mu \cot \beta). \quad (2)$$

For the numerical evaluation, a common choice is

$$M_{\tilde{t}_L} = M_{\tilde{t}_R} =: M_{\text{SUSY}}; \quad (3)$$

this has been shown to yield upper values for  $m_h$  which comprise also the case where  $M_{\tilde{t}_L} \neq M_{\tilde{t}_R}$ , when  $M_{\text{SUSY}}$  is identified with the heavier one [10]. We furthermore use the short-hand notation

$$M_S^2 := M_{\text{SUSY}}^2 + m_t^2. \quad (4)$$

While the case  $X_t = 0$  is labelled as ‘no-mixing’, it is customary to assign ‘maximal-mixing’ to the value of  $X_t$  for which the mass of the lightest Higgs boson is maximal. As can be seen in Fig. 1, where  $m_h$  is shown as a function of  $X_t/M_{\text{SUSY}}$  within the FD and the RG approach, the ‘maximal-mixing’ case corresponds to  $X_t \approx 2 M_{\text{SUSY}}$  in the FD approach, while it corresponds to  $X_t = \sqrt{6} M_{\text{SUSY}} \approx 2.4 M_{\text{SUSY}}$  in the RG approach. It should be noted in this context that, due to the different renormalization schemes utilized in the FD and the RG approach, the (scheme-dependent) parameters  $X_t$  and  $M_{\text{SUSY}}$  have a different meaning in the two approaches, which has to be taken into account when comparing the corresponding results. While the resulting shift in  $M_{\text{SUSY}}$  turns out to be small, sizable differences occur between the numerical values of  $X_t$  in the two schemes, see Refs. [10,12].

The main differences between the RG and the FD calculation have been investigated in Ref. [13]. They arise at the two-loop level. The dominant two-loop contribution of  $\mathcal{O}(\alpha\alpha_s)$

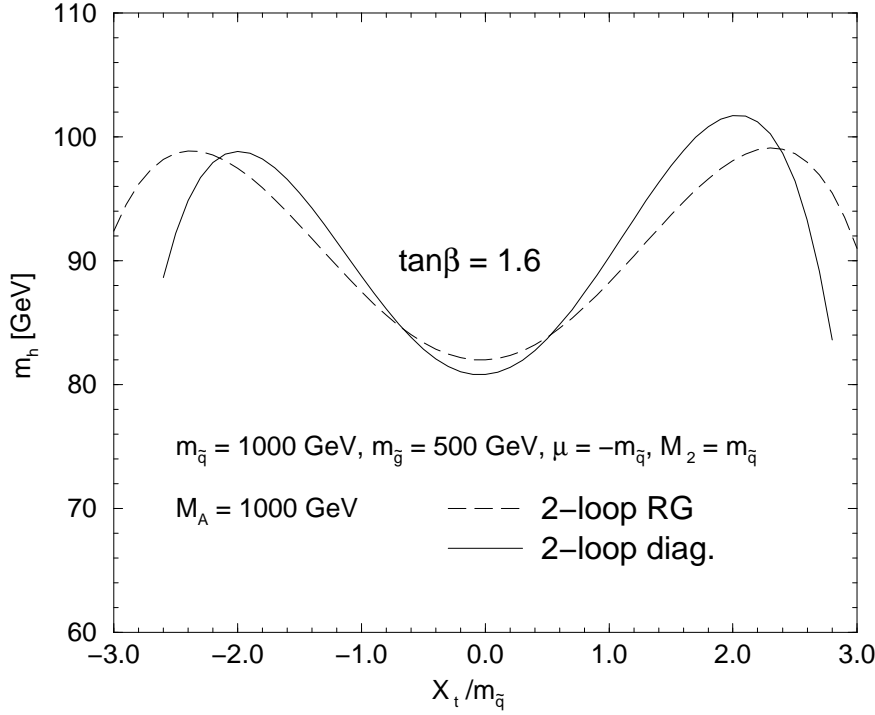


Figure 1:  $m_h$  is shown as a function of  $X_t/m_{\bar{q}}$  for  $\tan\beta = 1.6$  evaluated in the Feynman-diagrammatic (program FeynHiggs) and in the renormalization group (program subhpole) approach, where  $m_{\bar{q}} \equiv M_{\text{SUSY}}$ . The maximal value of  $m_h$  is obtained for  $X_t \approx 2 m_{\bar{q}}$  in the FD approach and  $X_t \approx 2.4 m_{\bar{q}}$  in the RG approach.

to  $m_h^2$  in the FD approach reads:

$$\Delta m_h^{2,\alpha\alpha_s} = \Delta m_{h,\log}^{2,\alpha\alpha_s} + \Delta m_{h,\text{non-log}}^{2,\alpha\alpha_s}, \quad (5)$$

$$\Delta m_{h,\log}^{2,\alpha\alpha_s} = -\frac{G_F\sqrt{2}}{\pi^2} \frac{\alpha_s}{\pi} \bar{m}_t^4 \left[ 3 \log^2 \left( \frac{\bar{m}_t^2}{M_S^2} \right) + 2 \log \left( \frac{\bar{m}_t^2}{M_S^2} \right) - 3 \frac{X_t^2}{M_S^2} \log \left( \frac{\bar{m}_t^2}{M_S^2} \right) \right], \quad (6)$$

$$\Delta m_{h,\text{non-log}}^{2,\alpha\alpha_s} = -\frac{G_F\sqrt{2}}{\pi^2} \frac{\alpha_s}{\pi} \bar{m}_t^4 \left[ 4 - 6 \frac{X_t}{M_S} - 8 \frac{X_t^2}{M_S^2} + \frac{17}{12} \frac{X_t^4}{M_S^4} \right]; \quad (7)$$

therein  $\bar{m}_t$  denotes the running top-quark mass

$$\bar{m}_t \equiv \bar{m}_t(m_t) \approx \frac{m_t}{1 + \frac{4}{3\pi} \alpha_s(m_t)}. \quad (8)$$

By transforming the FD result into the  $\overline{\text{MS}}$  scheme, it has been shown analytically that the RG and the FD approach agree in the logarithmic terms [12]. The non-logarithmic terms  $\Delta m_{h,\text{non-log}}^{2,\alpha\alpha_s}$ , however, are genuine two-loop terms, which are only present in the FD result [12]. In the maximal-mixing scenario, these terms can enhance the lightest Higgs-boson mass by up to 5 GeV.

The new two-loop terms obtained within the FD approach lead to a reduction of the theoretical uncertainty of the Higgs-mass prediction due to unknown higher-order corrections (see Ref. [12] for a discussion). Another source of theoretical uncertainty is related to the experimental errors of the input parameters, such as  $m_t$ . In the case of the SUSY parameters, direct experimental information is lacking completely. For this reason it is convenient to discuss specific scenarios, where certain values of the parameters are assumed.

## 2 The benchmark scenario

In recent years it has become customary to discuss the restrictions on  $\tan\beta$  from the search for the lightest Higgs boson within the so-called “benchmark” scenario, which is specified by the parameter values

$$m_t = 175 \text{ GeV}, \quad M_{\text{SUSY}} = 1 \text{ TeV}, \quad (9)$$

where  $M_{\text{SUSY}}$  denotes the common soft SUSY breaking scale for all sfermions (see e.g. Refs. [14–18] for recent analyses within this framework). According to Refs. [14, 18–20], the other SUSY parameters within the benchmark scenario are chosen as

$$\begin{aligned} \mu &= -100 \text{ GeV} \\ M_2 &= 1630 \text{ GeV} \\ M_A &\leq 500 \text{ GeV} \\ A_t &= 0 \quad (\text{“no mixing”}) \\ A_t &= \sqrt{6} M_{\text{SUSY}} \quad (\text{“maximal mixing”}), \end{aligned} \quad (10)$$

where  $\mu$  is the Higgs mixing parameter,  $M_2$  denotes the soft SUSY breaking parameter in the gaugino sector, and  $M_A$  is the  $\mathcal{CP}$ -odd Higgs-boson mass. The maximal possible Higgs-boson mass as a function of  $\tan\beta$  within this scenario is obtained for  $A_t = \sqrt{6} M_{\text{SUSY}}$  and  $M_A = 500 \text{ GeV}$ . Exclusion limits on  $\tan\beta$  within this scenario follow by combining the information from the theoretical upper bound in the  $\tan\beta$ – $m_h$  plane with the direct search results for the lightest Higgs boson.

The tree-level value for  $m_h$  within the MSSM is determined by  $M_A$ ,  $\tan\beta$  and the  $Z$ -boson mass  $M_Z$ . Beyond the tree-level, the main correction to  $m_h$  stems from the  $t$ – $\tilde{t}$ -sector. Thus, the most important parameters for the corrections to  $m_h$  are  $m_t$ ,  $M_{\text{SUSY}}$  and  $X_t$ .

Since the benchmark scenario relies on specifying the two parameters  $m_t = 175 \text{ GeV}$  and  $M_{\text{SUSY}} = 1 \text{ TeV}$ , it is of interest to investigate whether the other inputs in the benchmark scenario are allowed to vary in such a way that the maximal possible value for  $m_h$ , once  $m_t$  and  $M_{\text{SUSY}}$  are fixed, is contained in this scenario. This is however not the case:

- Compared to the “benchmark” value of  $M_2 = 1630 \text{ GeV}$ , the value of  $m_h$  is enhanced by about 2.5 GeV (depending slightly on the value of  $\tan\beta$ ) by choosing a small value for  $M_2$ , e.g.  $M_2 = 100 \text{ GeV}$  (see Ref. [10], where a scan over the MSSM parameter space has been performed showing that the maximal values for  $m_h$  are obtained for small values of  $M_2$  and  $\mu$ ).

- While in the benchmark scenario only  $M_A$  values up to 500 GeV are considered, higher  $M_A$  values lead to an increase of  $m_h$ . For  $M_A = 1000$  GeV,  $m_h$  is enhanced by up to 1.5 GeV.
- While within the benchmark scenario “maximal mixing” is defined as

$$A_t = X_t + \mu \cot \beta = \sqrt{6} M_{\text{SUSY}} , \quad (11)$$

the maximal Higgs-boson masses are in fact obtained (in the RG approach) for

$$X_t = \sqrt{6} M_{\text{SUSY}} \quad (\text{RG}) . \quad (12)$$

This changes  $m_h$  by  $\mathcal{O}(300 \text{ MeV})$  for  $\tan \beta = \mathcal{O}(1.6)$  and  $\mu = -100 \text{ GeV}$ . As mentioned above, in the FD calculation one has to take

$$X_t = 2 M_{\text{SUSY}} \quad (\text{FD}) \quad (13)$$

for maximal mixing.

- In the benchmark scenario, according to the implementation in the HZHA event generator [19], the running top-quark mass has been defined by including corrections up to  $\mathcal{O}(\alpha_s^2)$ . Compared to the definition (8), which includes only corrections up to  $\mathcal{O}(\alpha_s)$ , this leads to a reduction of the running top-quark mass by about 2 GeV. From the point of view of a perturbative calculation up to  $\mathcal{O}(\alpha_s)$  it is however not clear whether corrections of  $\mathcal{O}(\alpha_s^2)$  in the running top-quark mass, which is inserted into an expression of  $\mathcal{O}(\alpha)$ , will in fact lead to an improved result. On the contrary, as a matter of consistency of the perturbative evaluation it appears to be even favorable to restrict the running top-quark mass to its  $\mathcal{O}(\alpha_s)$  expression (8). Adopting this more conservative choice leads to an increase of  $m_h$  by up to 1.5 GeV.

All four effects shift the Higgs-boson mass to higher values. For the analyses below we will use the current experimental value for the top-quark mass,  $m_t = 174.3 \text{ GeV}$  [21], i.e. we consider the benchmark scenario with  $m_t = 174.3 \text{ GeV}$  and  $M_{\text{SUSY}} = 1 \text{ TeV}$ . Two of the effects discussed above are displayed in Fig. 2, where also the maximal values for  $m_h$  according to the discussion above ( $m_h^{\text{max}}$ -scenario:  $M_2 = 100 \text{ GeV}$ ,  $M_A = 1000 \text{ GeV}$ ,  $X_t = \sqrt{6} M_{\text{SUSY}}$  (RG),  $X_t = 2 M_{\text{SUSY}}$  (FD),  $\overline{m}_t$  as defined in eq. (8)) obtained in the RG approach with  $m_t = 174.3 \text{ GeV}$  and  $M_{\text{SUSY}} = 1 \text{ TeV}$  are displayed. Comparing the  $m_h^{\text{max}}$ -scenario with the benchmark scenario, the values for  $m_h$  are higher by about 5 GeV.

So far we have only discussed the increase in the maximal value of the Higgs-boson mass which is obtained using the slight generalization of the benchmark scenario discussed above. Now we also take into account the impact of the new FD two-loop result for  $m_h$ , which contains previously unknown non-logarithmic two-loop terms. The corresponding result in the  $\tan \beta$ – $m_h$  plane (program *FeynHiggs*) is shown in Fig. 3 in comparison with the benchmark scenario and the  $m_h^{\text{max}}$ -RG scenario (program *subhpole*). The maximal value for

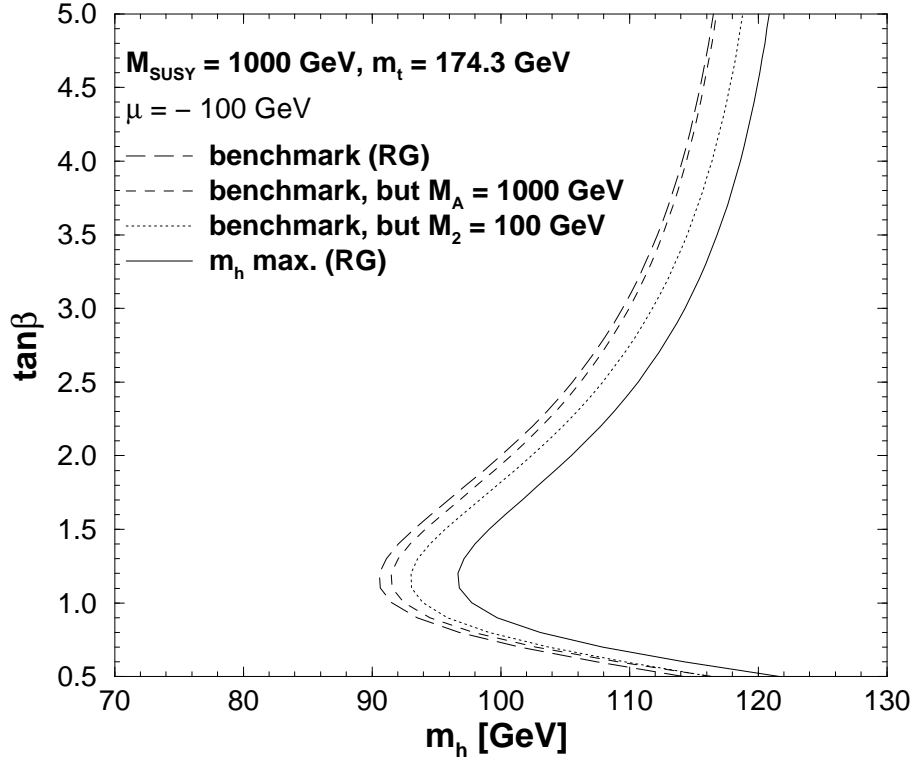


Figure 2:  $m_h$  is shown as a function of  $\tan\beta$ , evaluated in the RG approach. The left (long-dashed) curve displays the benchmark scenario. For the dotted (dashed) curves one deviation from the benchmark scenario,  $M_2 = 100$  GeV ( $M_A = 1000$  GeV), is taken into account. The solid curve displays the maximal possible  $m_h$  value for  $m_t = 174.3$  GeV and  $M_{\text{SUSY}} = 1$  TeV.

$m_h$  within the FD result is higher by up to 4 GeV compared to the  $m_h^{\text{max}}$ -RG scenario and by up to 9 GeV compared to the benchmark scenario.

The increase in the maximal value for  $m_h$  by about 4 GeV from the new FD result and by further 5 GeV if the benchmark scenario is slightly generalized has a significant effect on exclusion limits for  $\tan\beta$  derived from the Higgs-boson search. Employing the benchmark scenario and the RG result, an excluded  $\tan\beta$  range already appears for an experimental bound on  $m_h$  of slightly above 90 GeV, see Fig. 2. However, taking into account the above sources for an increase in the maximal value for  $m_h$  the current data from the Higgs-boson search hardly allow any  $\tan\beta$  exclusion yet, see Fig. 3. Concerning the assumed  $m_h$  limit obtained at the end of LEP2, the accessible  $\tan\beta$  region is largely reduced from the  $m_h^{\text{max}}$ -RG to the  $m_h^{\text{max}}$ -FD calculation.

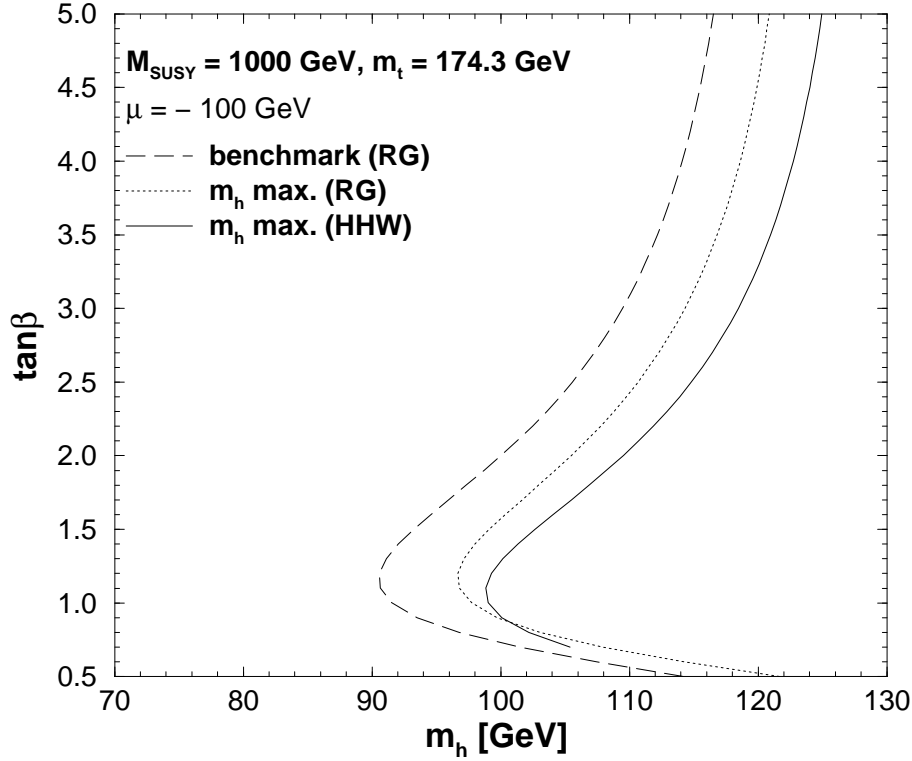


Figure 3:  $m_h$  is shown as a function of  $\tan\beta$ . The dashed curve displays the benchmark scenario. The dotted curve shows the  $m_h^{\max}$ -RG scenario (program subhpole), while the solid curve represents the  $m_h^{\max}$ -FD scenario (HHW, program FeynHiggs).

### 3 Constraints on $\tan\beta$ “beyond the benchmark”

Since the dominant radiative corrections to the lightest Higgs-boson mass are proportional to  $m_t^4$ , the theoretical prediction for  $m_h$  depends sensitively on the precise value of the top-quark mass. The experimental uncertainty in the top-quark mass of currently  $\Delta m_t = 5.1$  GeV [21] thus has a strong effect on the prediction for the upper bound on  $m_h$ , where larger values of  $m_t$  give rise to larger values of  $m_h$ . An increase in  $m_t$  by  $\Delta m_t = 5.1$  GeV leads to an increase in  $m_h$  of up to 6 GeV, as shown in Fig. 4, where also the effect of increasing  $m_t$  by two standard deviations is displayed.

Besides the top-quark mass, the other main entry of the benchmark scenario is the choice  $M_{\text{SUSY}} = 1$  TeV. Similarly to the case of  $m_t$ , allowing for higher values of  $M_{\text{SUSY}}$  leads to higher values of  $m_h$ . Since  $M_{\text{SUSY}}$  enters only logarithmically in the prediction for  $m_h$ , the dependence on it is more moderate. An increase of  $M_{\text{SUSY}}$  from 1 TeV to 2 TeV enhances  $m_h$  by up to 4 GeV.

Allowing values of  $m_t$  one or even two standard deviations above the current experimental central value and increasing also the input value of  $M_{\text{SUSY}}$  clearly has a large effect on

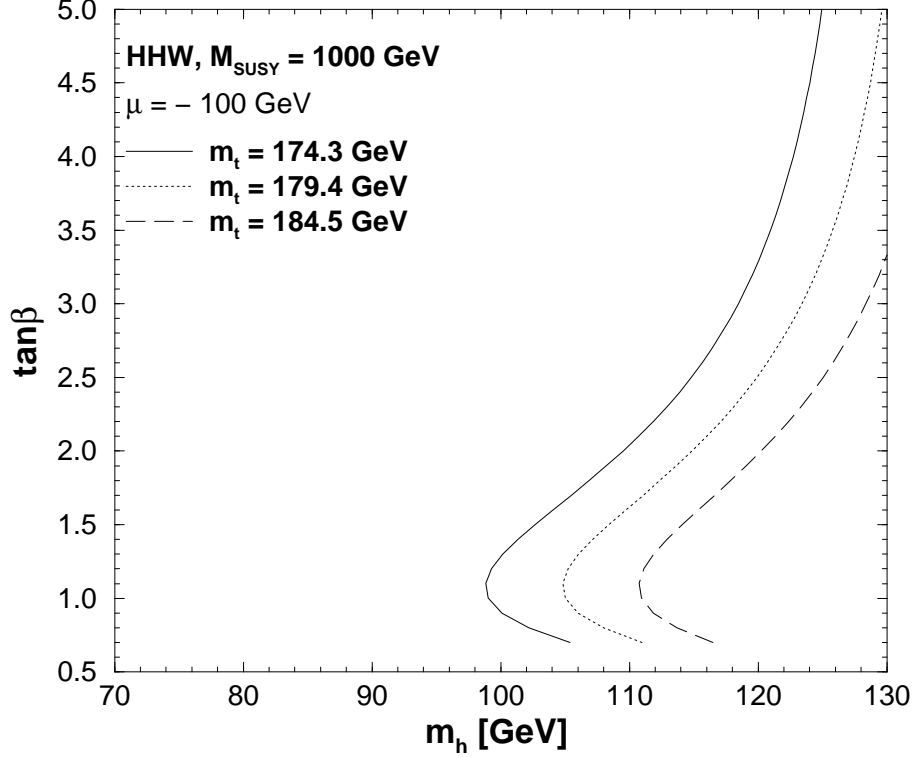


Figure 4:  $m_h$  is shown as a function of  $\tan\beta$ , evaluated in the FD approach. We give the results for three different values of the top-quark mass,  $m_t = 174.3, 179.4, 184.5 \text{ GeV}$ .

possible  $\tan\beta$  constraints. In Fig. 5 we show a “worst case” scenario, where  $m_t = 184.5 \text{ GeV}$  has been chosen, i.e. two standard deviations above the current experimental value, and  $M_{\text{SUSY}} = 2000 \text{ GeV}$  is taken. It is compared with the benchmark scenario in the RG calculation and with the  $m_h^{\text{max}}$ -FD scenario. In the “worst case” scenario exclusion of a  $\tan\beta$  range would become possible only with a limit on  $m_h$  of more than about 115 GeV.

In this context one should keep in mind that the benchmark scenario contains not only an assumption about the SUSY parameters but also about the actual model which is tested, namely a SUSY model with a minimal Higgs sector that does not contain  $\mathcal{CP}$ -violating phases. Extensions of the Higgs sector by additional particle representations can shift the upper bound on the mass of the lightest Higgs boson up to values of about 200 GeV [22].



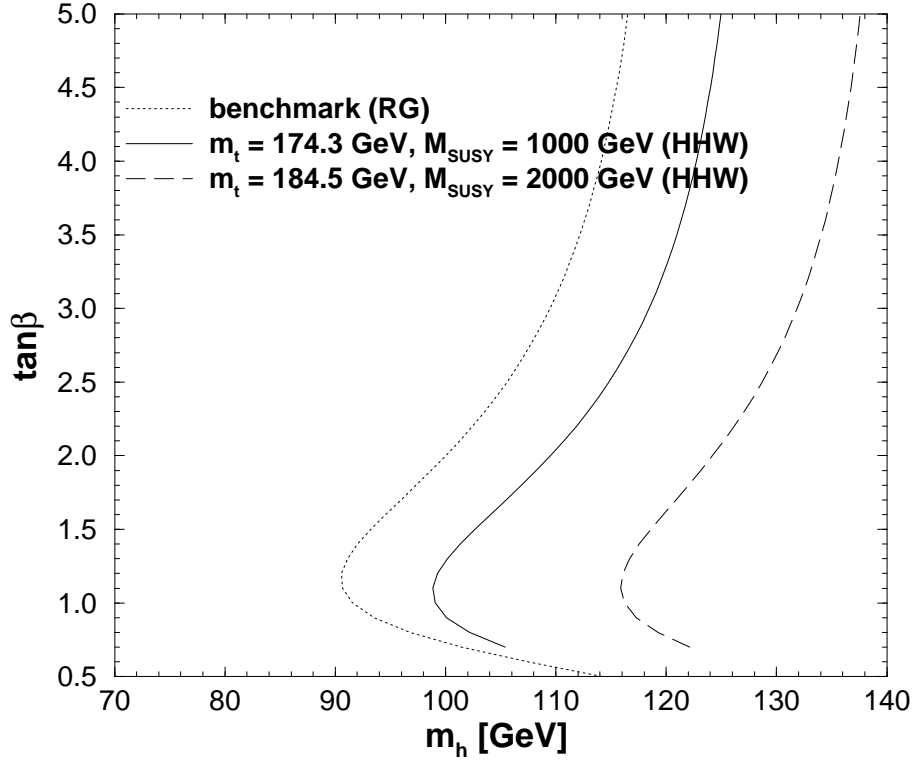


Figure 5:  $m_h$  is shown as a function of  $\tan\beta$ . The dotted curve displays the benchmark scenario in the RG approach, which has been used for phenomenological analyses up to now. The solid curve displays the  $m_h^{\text{max}}$ -FD scenario, while the dashed curve corresponds to the “worst case” scenario with  $m_t = 184.5$  GeV and  $M_{\text{SUSY}} = 2000$  GeV.

## 4 Conclusions and suggestions

We have investigated the upper bound on the mass of the lightest  $\mathcal{CP}$ -even Higgs boson in the MSSM, depending on  $\tan\beta$ . In order to discuss possible exclusion limits on  $\tan\beta$  from the direct Higgs-boson search, it is useful to consider definite scenarios with specific assumptions on the relevant input parameters and on the structure of the considered model. Constraints on  $\tan\beta$  derived within such a framework are of course to be understood under the assumptions defining the investigated scenario.

In this spirit in particular the “benchmark” scenario has been widely used, in which  $m_t = 175$  GeV and  $M_{\text{SUSY}} = 1$  TeV are chosen. In this note we have analyzed the influence of variations in the other parameters entering the prediction for  $m_h$  and we have shown that the settings used for those parameters within the benchmark scenario do not cover the maximal possible value of  $m_h$  for  $m_t = 175$  GeV and  $M_{\text{SUSY}} = 1$  TeV. We thus suggest a slight generalization of the definition of the benchmark scenario, where more general values of  $M_2$  and  $M_A$  are allowed, a more conservative expression for the running top-quark mass is taken,

and the case of maximal mixing in the scalar top sector is defined such that it corresponds to the maximal  $m_h$  value. Compared to the definition of the benchmark scenario used so far, the generalization suggested here leads to a shift in the upper bound of  $m_h$  of about 5 GeV.

Concerning the definition of the running top-quark mass, since the theoretical value of  $m_h$  depends very sensitively on the precise value of the top-quark mass, it might be helpful for comparisons to specify in the benchmark plots not only the value of the pole mass,  $m_t = 175$  GeV, but also the corresponding value of the running mass used in the analysis. For the same reason it should also be made clear that the input value  $M_{\text{SUSY}} = 1$  TeV refers to a low-energy parameter, which can directly be used as input in *FeynHiggs* and *subhpole*, and not to a parameter at a high (i.e. unification) scale, for which one would first need to perform the appropriate running to the low scale.

Independently of the precise definition of the benchmark scenario, we have furthermore analyzed the impact of taking into account the new diagrammatic two-loop result (program *FeynHiggs*) for the mass of the lightest Higgs boson, which contains in particular genuine non-logarithmic two-loop contributions that are not present in the previous result obtained by renormalization group methods (program *subhpole*). The maximal value for  $m_h$  obtained with *FeynHiggs* is higher by about 4 GeV than the maximal value calculated with *subhpole*. This leads to a significant reduction of the  $\tan\beta$  region accessible at LEP2.

Going beyond the benchmark scenario, we have also discussed a “worst case” scenario, where  $m_t$  is chosen to be two standard deviations above the current experimental central value and  $M_{\text{SUSY}} = 2$  TeV. In this scenario no values of  $\tan\beta$  can be excluded as long as the limit on  $m_h$  is lower than about 115 GeV.

## Acknowledgements

We thank K. Desch, E. Gross, P. Janot, T. Junk and A. Quadt for valuable discussions.

## References

- [1] H. Haber and R. Hempfling, *Phys. Rev. Lett.* **66** (1991) 1815;  
Y. Okada, M. Yamaguchi and T. Yanagida, *Prog. Theor. Phys.* **85** (1991) 1;  
J. Ellis, G. Ridolfi and F. Zwirner, *Phys. Lett.* **B 257** (1991) 83; *Phys. Lett.* **B 262** (1991) 477;  
R. Barbieri and M. Frigeni, *Phys. Lett.* **B 258** (1991) 395.
- [2] P. Chankowski, S. Pokorski and J. Rosiek, *Nucl. Phys.* **B 423** (1994) 437;  
A. Dabelstein, *Nucl. Phys.* **B 456** (1995) 25, hep-ph/9503443; *Z. Phys.* **C 67** (1995) 495, hep-ph/9409375;  
J. Bagger, K. Matchev, D. Pierce and R. Zhang, *Nucl. Phys.* **B 491** (1997) 3, hep-ph/9606211.
- [3] J. Casas, J. Espinosa, M. Quirós and A. Riotto, *Nucl. Phys.* **B 436** (1995) 3, E: *ibid.* **B 439** (1995) 466, hep-ph/9407389.

- [4] M. Carena, J. Espinosa, M. Quirós and C. Wagner, *Phys. Lett. B* **355** (1995) 209, hep-ph/9504316.
- [5] M. Carena, M. Quirós and C. Wagner, *Nucl. Phys. B* **461** (1996) 407, hep-ph/9508343.
- [6] H. Haber, R. Hempfling and A. Hoang, *Z. Phys. C* **75** (1997) 539, hep-ph/9609331.
- [7] R. Hempfling and A. Hoang, *Phys. Lett. B* **331** (1994) 99, hep-ph/9401219.
- [8] R.-J. Zhang, *Phys. Lett. B* **447** (1999) 89, hep-ph/9808299.
- [9] S. Heinemeyer, W. Hollik and G. Weiglein, *Phys. Rev. D* **58** (1998) 091701, hep-ph/9803277; *Phys. Lett. B* **440** (1998) 296, hep-ph/9807423.
- [10] S. Heinemeyer, W. Hollik and G. Weiglein, *Eur. Phys. Jour. C* **9** (1999) 343, DOI 10.1007/s100529900006, hep-ph/9812472.
- [11] S. Heinemeyer, W. Hollik and G. Weiglein, to appear in *Comp. Phys. Comm.*, hep-ph/9812320.
- [12] M. Carena, H. Haber, S. Heinemeyer, W. Hollik, C. Wagner and G. Weiglein, *in preparation*.
- [13] S. Heinemeyer, W. Hollik and G. Weiglein, *Phys. Lett. B* **455** (1999) 179, hep-ph/9903404.
- [14] The LEP working group for Higgs boson searches, CERN-EP/99-060.
- [15] ALEPH Collaboration, R. Barate et al., hep-ex/9908016.
- [16] DELPHI Collaboration, P. Abreu et al., CERN-EP/99-06.
- [17] L3 Collaboration, M. Acciarri et al., *Phys. Lett. B* **436** (1998) 389.
- [18] OPAL Collaboration, G. Abbiendi et al., CERN-EP/99-096, hep-ex/9908002.
- [19] P. Janot, in *Physics at LEP2*, eds. G. Altarelli, T. Sjöstrand and F. Zwirner, CERN 96-01, Vol. 2, p. 309.
- [20] T. Junk, private communication.
- [21] R. Partridge, in *Proceedings of the 29th International Conference on High-Energy Physics*, Vancouver 1998, eds. A. Astbury, D. Axen and J. Robinson (World Scientific, Singapore, 1999), p. 107.
- [22] J. Espinosa and M. Quirós, *Phys. Rev. Lett.* **81** (1998) 516, hep-ph/9804235.