

June 17 1999

The non-perturbative corrections to the $\bar{B} \rightarrow X_s \gamma$ photon spectrum in a parton-like model

Y.-Y.Keum^{(a)1}, P.Yu.Kulikov^(b), I.M.Narodetskii^{(b)2}, H.S.Song^{(c)3}

^(a) Theory Group, KEK, Tsukuba, Ibaraki, 305-0801 Japan,

^(b) Institute of Theoretical and Experimental Physics, 117218 Moscow, Russia

^(c) CTP, Seoul National University, Seoul, Korea

Abstract

We derive a new parton-like formula, which establishes a simple connection between the electroweak decay rate $\Gamma(\bar{B} \rightarrow X_s \gamma)$ and the rate of a free b -quark decay. The main features of our approach are the treatment of the b -quark as an on-mass-shell particle and the inclusion of the effects arising from the b -quark transverse motion in the \bar{B} -meson. Using various b -quark light-front (LF) distribution functions, both phenomenological one and the ones derived from current constituent quark models, and neglecting perturbative corrections we compute the photon energy spectra and the moments of the shape function. It is shown that the parton-like approach is fully consistent with the Heavy Quark Effective Theory (HQET) provided the b -quark constituent mass is redefined in the way similar to that used in HQET to define the pole mass of the b quark. In this way the correction to first order in $1/m_b$ can be eliminated from the total width in agreement with the general statement of HQET. We have also found that the photon energy spectra calculated in the LF approach agree well with the ones obtained in the ACM model, provided the same distribution function is used as input in both cases. In spite of the simplicity of the model our results show a fair good agreement both with the HQET predictions and available experimental data.

PACS numbers: 14:40.Nd, 12:15.-y, 12:39.Ki, 29:30.Kv

Keywords: Electroweak Decays of Beauty Mesons, Relativistic Quark Model, Photon Energy Spectrum

¹E-mail: keum@ccthmail.kek.jp

²E-mail: naro@heron.itep.ru

³E-mail: hssong@physs.snu.ac.kr

Studying of the photon spectrum in the weak radiative $\bar{B} \rightarrow X_s \gamma$ is important for understanding how precisely the total rate can be predicted in the presence of an experimental cut on the photon energy E . Experimentally, because of backgrounds, only the high energy part of the photon spectrum can be detected with the present experimental cut $E > 2.1$ GeV at CLEO [1]. Gross features of the spectrum such as the average photon energy may be used to measure the fundamental HQET parameters [2], [3]. Since the b -quark is heavy compared to the QCD scale, the inclusive $B \rightarrow X_s \gamma$ decay rate can be calculated in a systematic QCD-based expansion [4]. However, near the end point an important non-perturbative effect due to the soft interactions of the b -quark with the light constituents has to be included. This so-called "Fermi motion" can be included in the heavy quark expansion by resumming an infinite set of leading-twist contributions into a shape function $F(x)$ [5], where a scaling variable is defined as $x = (2E - m_b)/\bar{\Lambda}$ with $\bar{\Lambda} = M_B - m_b$. This is quite analogous to what happens for the structure function in deep-inelastic scattering in the region where the Bjorken variable $x_B \rightarrow 1$. A model independent determination of the shape function is not available at the present time, however it may be possible to address this issue using lattice QCD [6]. Ansatz for the shape function constrained by the information on its few first moments has been recently used in Ref. [7] including the full NLO perturbative QCD corrections.

As to phenomenological analyses of the photon spectra up to now they have been solely based on the ACM model [8], [9]. This model treats the heavy hadron as a bound state of the heavy quark and a spectator, with a certain momentum distribution. A light-front (LF) approach to consideration of the inclusive semileptonic transitions was suggested in Refs. [10]–[12] and has been recently refined in [13]. The corresponding ansatz of Ref. [13] reduces to a specific choice of the primordial LF distribution function $|\psi(\xi, p_\perp^2)|^2$, which represents the probability to find the b quark carrying a LF fraction ξ and a transfer momentum squared $p_\perp^2 = |\mathbf{p}_\perp|^2$. As a result, a new parton-like formula for the inclusive semileptonic $b \rightarrow c, u$ width has been derived [13], which is similar to the one obtained by Bjorken *et al.* [14] in case of infinitely heavy b and c quarks.

Some of the dynamical features of this model get obscured by the integration over the lepton energy. They are seen in a cleaner way in the spectrum of the photons in the radiative $\bar{B} \rightarrow X_s \gamma$ transitions. In this paper, we extend the work of Ref. [13] to compute the non-perturbative corrections to the photon spectrum and the $\bar{B} \rightarrow X_s \gamma$ inclusive rate⁴. We strive to implement the binding and the B -meson wave function effects on the photon energy and the invariant mass distributions of the hadrons recoiling against the photon. We will also study the comparison between the photon spectra $d\Gamma/dE$ calculated in the LF and ACM approaches and will show that the discrepancy between the two is very small numerically.

To begin with, we briefly discuss a derivation of the inclusive photon energy spectrum for the decays $B \rightarrow X_s \gamma$ in the context of the LF approach of Ref. [13]. Similar to the ACM model the LF quark model treats the beauty meson B as consisting of the heavy b quark plus a spectator quark. Both quarks have fixed masses, m_b and m_{sp} , though. This is at variance with the ACM model, that has been introduced in order to avoid the notion of the heavy quark mass at all.

The $b \rightarrow s \gamma$ transition at the fundamental level is generated by electroweak penguins [16], [17]. In the leading logarithmic approximation the decay $b \rightarrow s \gamma$ is described by the

⁴A preview of this work can be found in [15].

effective Lagrangian

$$\mathcal{L}_{eff} = \frac{4G_F}{\sqrt{2}} V_{tb} V_{ts}^* c_7(\mu) \bar{m}_b(\mu) O_7, \quad (1)$$

where

$$O_7 = \frac{e}{32\pi^2} \bar{u}_s \sigma_{\mu\nu} (1 + \gamma_5) u_b F^{\mu\nu}. \quad (2)$$

In Eqs. (1),(2) G_F is the Fermi constant, V_{ij} are the elements of the CKM matrix, $\bar{m}_b(\mu)$ and $c_7(\mu)$ are running b -quark mass and the Wilson coefficient, respectively, evaluated at a subtraction point μ , and $F^{\mu\nu}$ is the electromagnetic field strength tensor. The strange quark mass will be neglected throughout this paper; it only enters the final results quadratically as m_s^2/m_b^2 . For simplicity we neglect contributions of other operators in the effective Lagrangian which appear at next-to-leading order.

To calculate the decay rate $\bar{B} \rightarrow X_s \gamma$ we use the approach of Ref. [13] which is based on the hypothesis of quark-hadron duality. This hypothesis assumes that the sum over all possible strange final states X_s can be modeled by the decay width of an on-shell b quark into on-shell c -quark weighted with the b -quark distribution function $f(\xi, p_\perp^2)$. Going through the intermediate steps (for the detail see Ref. [13]) we obtain for the partial decay rate of the inclusive decay $B \rightarrow X_s \gamma$

$$d\Gamma = 4x_0 \Gamma_0 \int \frac{d^2 p_\perp d\xi}{\xi} f(\xi, p_\perp^2) d\tau, \quad (3)$$

where

$$\Gamma_0 = \frac{\alpha G_F^2}{32\pi^4} |V_{tb} V_{ts}|^2 c_7^2(m_b) \bar{m}_b(\mu)^2 m_b^3 \quad (4)$$

is the contribution of the matrix element of O_7 to the $b \rightarrow s \gamma$ decay rate, and $x_0 = m_b/M_B$. In Eq. (4) the factor m_b^3 comes from the two-body phase space. In HQET m_b is usually associated with the b quark pole mass $m_{b,pole}$. In our phenomenological consideration we associate m_b with the constituent mass of the b -quark, see below. The normalization of $f(\xi, p_\perp^2)$ reads

$$\pi \int_0^1 d\xi \int_0^\infty dk_\perp^2 f(\xi, k_\perp^2) = 1. \quad (5)$$

The factor $1/\xi$ in Eq. (3) comes from the normalization of the $\bar{B} \rightarrow b\bar{d}$ vertex [18]. The phase space factor $d\tau$ is given by

$$d\tau = \delta[(p_b - q)^2] E dE. \quad (6)$$

We choose the z -axis parallel to the 3-vector \mathbf{q} , so that $q_+ = 2E$, $q_- = 0$, where $q_\pm = q_0 \pm q_z$, then $d\tau$ takes the form

$$d\tau = \delta(m_b^2 - \frac{p_\perp^2 + m_b^2}{p_b^+}) E dE. \quad (7)$$

In the first approximation we neglect p_\perp^2 in the argument of the δ -function. Then, introducing the scaling variable $y = 2E/M_B$, the photon spectrum $d\Gamma/dE$ in $\bar{B} \rightarrow X_s \gamma$ takes the simple form

$$\frac{1}{\Gamma_0} \cdot \frac{d\Gamma(\bar{B} \rightarrow X_s \gamma)}{dy} = R_{LF}(y), \quad (8)$$

where

$$R_{LF}(y) = \frac{1}{x_0} y \tilde{f}(y), \quad (9)$$

and $\tilde{f}(\xi) = \pi \int_0^\infty dp_\perp^2 f(\xi, p_\perp^2)$. Equivalently, one can write the spectrum in the standard QCD form [19]

$$\frac{1}{\Gamma_0} \frac{d\Gamma}{dE} = \frac{2}{\Lambda} F(x). \quad (10)$$

Therefore the specific choice adopted for $\tilde{f}(\xi)$ corresponds to a particular form of the QCD shape function $F(x) = (\Lambda/M_B x_0) y \tilde{f}(y)$, where $x = (y - x_0)/(1 - x_0)$.⁵

Following Ref. [13] we now account for the transverse motion of the b -quark in Eq. (7) to find a bit more complicated expression for $R_{LF}(y)$ [15]

$$R_{LF}(y) = 2m_b \pi \int_y^1 f(\xi, p_\perp^{*2}) d\xi, \quad (11)$$

where the integration limits follow from the condition $p_\perp^{*2} \geq 0$, with $p_\perp^{*2} = p_\perp^2(\xi, E) = m_b^2(\xi/y - 1)$. In this case the shape of the spectrum is obtained by direct integration of the distribution function. We shall see below that the difference between $R_{LF}(y)$ given by Eqs. (9) and (11) is very small numerically.

In the free quark approximation, $f(\xi, p_\perp^2) = \delta(\xi - \xi_0) \delta(p_\perp^2)$, the total inclusive width $\Gamma(\bar{B} \rightarrow X_s \gamma)$ is the same as the radiative $b \rightarrow s \gamma$ width Γ_0 , and the spectrum of photons is a monochromatic line:

$$\frac{d\Gamma_0}{dE} = \Gamma_0 \delta(E - \frac{m_b}{2}). \quad (12)$$

The delta-function of Eq. (12) is transformed into a peak of a finite width due to the heavy quark motion. This effect is solely responsible for the filling in the windows between $m_b/2$ and the kinematical boundary in the B meson decay, $E_{max} = M_B/2$.⁶ The expressions in Eqs. (9), (11) exhibit a pronounced peak which is rather assymetric. It is gratifying feature of the LF model, since it is in qualitative accord both with findings in QCD and experimental data. The perturbative corrections arising from gluon Bremsstrahlung and one-loop effects [21] also lead to a nontrivial photon spectrum at the partonic level. Since our primary object here is to discuss non-perturbative effects due to the Fermi motion, we will implicitly ignore perturbative gluon emission throughout our analysis. In this case the parton matrix element squared is a constant and can be taken out of the integral in Eq. (3).

Since we do not have an explicit representation for the B -meson Fock expansion in QCD, we shall proceed by making an ansatz for the momentum space structure of the wave function. This is model dependent enterprise but has its close equivalent in studies of $\bar{B} \rightarrow X_s \gamma$ using the ACM model. In what follows, we will adopt both a phenomenological LF wave function and the LF functions corresponding to the various equal time (ET) quark model wave functions. As to the phenomenological ansatz, we use a model first

⁵If one uses the Infinite Momentum Frame prescription [10], [11] $p_b = \xi P_B$, i.e. $m_b^2(\xi) = \xi^2 M_B^2$, then from Eqs. (4),(6) one easily derives $d\Gamma \propto E^3 \tilde{f}(y) dE$ [20].

⁶The true endpoint is actually located at $[M_B^2 - (m_K + m_\pi)^2]/2M_B \approx 2.60$ GeV, i.e. slightly below $M_B/2 \approx 2.64$ GeV.

written in Ref. [22], and also employed in Refs. [11],[12] to implement the bound state effects in B -meson decays. It is written in the Lorentz-invariant form

$$\psi(|\mathbf{p}|) = \mathcal{N} \exp\left(-\frac{\lambda}{2} v_B v_{sp}\right) = \mathcal{N} \exp\left(-\frac{\lambda}{2} \frac{\varepsilon_p}{m_{sp}}\right), \quad (13)$$

where v_B and v_{sp} are the 4-velocities of the b -quark and the quark-spectator, respectively, and $\varepsilon_p = \sqrt{|\mathbf{p}|^2 + m_{sp}^2}$ is the energy of the spectator. We shall use the normalization condition $\int_0^\infty p^2 dp \psi^2(|\mathbf{p}|)/2\varepsilon_p = 1$, in which case $\mathcal{N}^2 = 2\lambda/(m_{sp}^2 K_1(\lambda))$, where $K_1(\lambda)$ is the McDonald function. The function $\Phi(p^2) = \psi^2(|\mathbf{p}|)/2\varepsilon_p$ represents a momentum distribution of the spectator quark in the B meson rest frame. We convert from ET to LF momenta by leaving the transverse momenta unchanged and letting

$$p_{iz} = \frac{1}{2}(p_i^+ - p_i^-) = \frac{1}{2}\left(p_i^+ - \frac{p_{i\perp}^2 + m_i^2}{p_i^+}\right) \quad (14)$$

for both the b -quark ($i = b$) and the quark-spectator ($i = sp$). The longitudinal LF momentum fractions ξ_i are defined as $\xi_{sp} = p_{sp}^+/P_B^+$, $\xi_b = p_b^+/P_B^+$, with $p_b^+ + p_{sp}^+ = P_B^+$. In the B -meson rest frame $P_B^+ = M_B$. Then for the distribution function $f(\xi, p_\perp^2)$ ($\xi = \xi_b$) normalized according to Eq.(5) one obtains

$$f(\xi, p_\perp^2) = \frac{1}{8\pi} \cdot \frac{\psi^2(\xi, p_\perp^2)}{1 - \xi} = \frac{\mathcal{N}^2}{8\pi \cdot (1 - \xi)} \exp\left[-\frac{\lambda}{2} \left(\frac{1 - \xi}{\xi_0} + \frac{\xi_0}{1 - \xi} \left(1 + \frac{p_\perp^2}{m_{sp}^2}\right)\right)\right], \quad (15)$$

where $\xi_0 = m_{sp}/M_B$. The function (15) is sharply peaked at $p_\perp^2 = 0$, $\xi = \xi_0$. In what follows, we shall refer to the LF wave function of Eq. (15) as the case A.

A priori, there is no connection between the ET momentum distribution $\Phi(p^2)$ of a constituent quark model and LF wave function $\psi(x, p_\perp^2)$. However, the mapping between the variables described above turns a normalized solution of the ET equation of motion into a normalized solution of the different looking LF equation [23]. Because the ET function depends on the relative momentum it is more convenient to use the quark-antiquark rest frame instead of the B -meson rest frame. Recall that in the LF formalism these two frames are different. As a result one obtains the LF wave function as $\psi(\xi, p_\perp^2) = (\partial p_z / \partial \xi) \Phi(p_\perp^2 + p_z^2(\xi, p_\perp^2))$. Explicit form of this function is given *e.g.* by Eq. (10) of Ref. [12]. It is wave functions made kinematically relativistic in this fashion, that were used in a recent calculation of the B_c lifetime [24]. We calculate the photon energy spectra using the three representative LF wave functions corresponding to the non-relativistic ISGW2 [25], AL1 [26], and relativized DSR [27] constituent quark models⁷. The main difference between the ET wave functions of these models relies in the behaviour at high value of the internal momentum, for further discussion see [24]. We believe that the spread of results obtained for these distribution functions is a fair representation of model dependence resulting from the inclusion of Fermi motion.

Having specified the non-perturbative aspects of our calculations, we proceed to present numerical results for the photon spectrum in the decay $B \rightarrow X_s \gamma$. In case A we take

⁷The ET ISGW2 function corresponds to the Gaussian distribution $\Phi(p^2)$ conventionally employed in the ACM model with $p_F = 0.43$ GeV. For AL1 and DSR models we use simple analytical parametrizations of the ET wave functions [28].

$m_b = 4.8$ GeV, $m_{sp} = 0.3$ GeV and $\lambda = 2$ as reference values. These values are motivated by a study of the $b \rightarrow c$ decays [12]. For the models B to D we use the constituent quark masses listed in Table 1.

The choice of m_b in our approach deserves some comments. The numerical calculations using the constituent b -quark masses show large deviations of the $\Gamma(\bar{B} \rightarrow X_s \gamma)$ from the free decay rate $\Gamma_0 \propto m_b^3$ ($\approx 10\%$ for the cases B to D, see Table 2). This signals the appearance of the linear $1/m_b$ corrections to the free quark limit. The reason is that the constituent quark models usually employ the b -quark masses that are 300 – 400 MeV higher than the pole b -quark mass. This fact seems to be a subtlety in applying the constituent quark model approach to calculate the non-perturbative corrections to the $\bar{B} \rightarrow X_s \gamma$ inclusive rate. To overcome the uncertainties induced by the constituent mass of the b -quark we use a simple phenomenological recipe that considerably improves the situation. Notice that, as in the ACM model [19], $1/m_b$ corrections can be absorbed into the definition of the b -quark mass. We introduce $\tilde{m}_b = m_b + \delta m_b$ by imposing the condition $\bar{y}(\tilde{m}_b) = x_0$, where $\bar{y} = \int_0^1 y R_{LF}(y) dy$. This condition coincides with that used in HQET to define the pole mass of the b -quark. As a result, the correction to first order in $1/m_b$ will be eliminated from the total width in agreement with the general statement of HQET. To illustrate our arguments, consider the analytically tractable case of the photon spectrum of Eq. (9) with the distribution function given by Eq. (15). In this case $\tilde{f}(\xi) = 2\lambda/(\xi_0 K_1(\lambda)) \exp(-\lambda/2[\xi_0/(1-\xi) + (1-\xi)/\xi_0])$, and simple analytical expressions for $R_{LF} = \int_0^1 R_{LF}(y) dy$ and \bar{y} are available,

$$R_{LF} = \frac{1}{x_0}(1 - \xi_0 \kappa_2), \quad \bar{y} = \frac{1}{x_0}(1 - 2\xi_0 \kappa_2 + \xi_0^2 \kappa_3), \quad (16)$$

where $\kappa_n = K_n(\lambda)/K_1(\lambda)$. The $1/M_B$ correction to R_{LF} can be absorbed into the definition of \tilde{m}_b . Indeed, neglecting ξ_0^2 and letting $\tilde{m}_b \approx (1 - \xi_0 \kappa_2)M_B$, one obtains $R_{LF} = 1 + O(1/M_B^2)$. The B -meson mass can be eliminated in favour of the b -quark mass, so we have the desired result, $R_{LF} = 1 + O(1/m_b^2)$.

We have calculated numerically the values of \tilde{m}_b in different models using Eq. (11) for $R_{LF}(y)$. Although \tilde{m}_b depend on the assumed shape of distribution, this dependence is marginal: the uncertainty on \tilde{m}_b is between 4.6 and 4.7 GeV, depending on the choice of $f(\xi, p_\perp^2)$, (see Table 1). These values are consistent with the b quark pole mass $m_{b,pole} = 4.8 \pm 0.15$ GeV [29]. If we repeat the same exercise by applying Eq. (9) we find practically identical values of \tilde{m}_b .

We first study the photon spectra using Eqs. (9) and (11). Our results for the photon spectra and moments are reported in Fig. 1 and Table 2. The different curves in Fig.1 correspond to the models A to D. For each case we show separately the spectra calculated from Eqs. (9) and (11) using both m_b and \tilde{m}_b . The influence of the various choices of the distribution function and the b -quark mass can be read off from Table 2, where we show both $R_{LF}(m_b)$, $R_{LF}(\tilde{m}_b)$ and analogous quantities R_{ACM} calculated in the ACM model, see below. In Table 2 we also show the average photon energy \bar{y} normalized to $M_B/2$, and the moments \bar{y}^2 and \bar{y}^3 . Here, and henceforth, we present the results obtained using Eq. (11). The substitution $m_b \rightarrow \tilde{m}_b$ modifies the predictions for the total rate and the moments \bar{y} , \bar{y}^2 by about 8 – 9% for the models B–D, while it affects the corresponding quantities by less than 1.5% for the model A. Our final results for the

integrated photon spectra $R_{LF}(\bar{m}_b)$ agree well with the corresponding OPE prediction [2] $R_{\text{OPE}} = 1 + (\lambda_1 - 9\lambda_2)/2m_b^2$, where λ_1 and λ_2 parameterize the matrix elements of the kinetic and chromomagnetic operators, respectively. For $\lambda_1 = -0.3 \pm 0.2 \text{ GeV}^2$ and $\lambda_2 = 0.12 \pm 0.02 \text{ GeV}^2$ R_{OPE} affects the free quark result by a few per cent, $R_{\text{OPE}} = 0.975 \pm 0.005$.

The dependence of the energy moments $y^{\bar{n}}$ on m_b is rather weak, in contrast to that of the QCD moments of the shape function $\langle x^n \rangle = \int_{-2M_B/\bar{\Lambda}}^1 x^n F(x) dx$, which are very sensitive to the difference between M_B and m_b . In particular, changing the b -quark mass from m_b to \bar{m}_b modifies $\langle x^2 \rangle$ and $\langle x^3 \rangle$ dramatically. Note that the resulting values of $\langle x^2 \rangle$ and $\langle x^3 \rangle$ still have a sizable model dependence. Our predictions for $\langle x^2 \rangle$ are somewhat small, although in agreement (for the model D) with the result of Ref. [7] and compatible with the results obtained from the QCD sum rules, $\langle x^2 \rangle \approx 0.5$. This means that the LF ansatz can be made consistent with the QCD description provided the spectator quark is relativistic. This conclusion agrees with that of Ref. [19].

In order to compare our results with those of the ACM model we have calculated the inclusive $\bar{B} \rightarrow X_s \gamma$ photon spectra in a simplified ACM model [19] assuming the monochromatic distribution (12) for the free b -quark. We have used the momentum distributions $\Phi(p^2)$ of the spectator quark for the models A to D. In all cases we have found that the spectra calculated in ACM and LF parton models are almost identical. This is not surprising because we have checked numerically that the quark masses \bar{m}_b defined using the LF models practically coincide with the values of the floating b quark mass $m_b^f = M_B - \sqrt{m_{sp}^2 + p^2}$ averaged over the distribution $\Phi(p^2)$. The integrated energy spectra R_{ACM} for the models A to D are reported in Table 2, they coincide with R_{LF} within a per cent accuracy.

Although we do not consider here perturbative corrections, it is instructive to compare theoretical predictions for the Doppler shifted spectrum dB/dE_{lab} in the laboratory frame with the CLEO data. To perform a fit to the data, we rebin the boosted photon spectra in the same energy intervals as used by CLEO and, for each choice of the distribution function, adjust the overall normalization to give the best fit to the data. The results are reported in Table 3, and the best fits are displayed in Fig.2. All fits have $\chi^2/n_{dof} \ll 1$, indicating the present accuracy of experiment. Averaging over the models we obtain

$$B(\bar{B} \rightarrow X_s \gamma) = (2.5 \pm 0.5_{exp} \pm 0.3_{model}) \times 10^{-4}, \quad (17)$$

where the last error comes from the model dependence. This result is consistent both with the update CLEO measurement [30] $B(\bar{B} \rightarrow X_s \gamma) = (3.15 \pm 0.35 \pm 0.32 \pm 0.26) \times 10^{-4}$, and a recent reanalysis [7] of the CLEO data $B(\bar{B} \rightarrow X_s \gamma) = (2.62 \pm 0.60_{exp-0.30}^{+0.37_{th}}) \times 10^{-4}$.

Finally, we note that the invariant mass M_H of the hadronic final state is related with the scaling variable y by $M_H^2 = M_B^2(1-y)$. Therefore the theoretical results for the photon spectrum can be translated into predictions for the hadronic mass spectrum. In Fig. 3 we show the invariant mass distribution of the hadrons recoiling against the photon for the models A–D. Our predictions for hadronic mass spectra must be understood in the sense of quark–hadron duality. The true hadronic mass spectrum for low $M_H^2 \propto M_{K^*}^2$ may have resonance structure that looks rather different from our predictions. A realistic model for the hadronic mass spectrum consists of a single peak located at the mass $K^*(892)$ followed by a continuum (above a threshold value M_{th}) which is given by the inclusive spectrum and is dual to a large number of overlapping resonances. In Table 3 we show the

ratios $R_{K^*(892)} = B(\bar{B} \rightarrow K^* \gamma) / B(\bar{B} \rightarrow X_s \gamma)$ obtained by the integration of the inclusive spectrum in the range $M_H \leq M_{th}$. The result crucially depends on the choice of M_{th} ; we use the value of $M_{th} = 1.15$ GeV adopted in Ref. [7]. Averaging over the different model predictions we obtain $R_{K^*(892)} = 0.157^{+0.24}_{-0.44}$. This result agrees both with other theoretical predictions and with the CLEO measurement $R_{K^*(892)}^{\text{exp}} = 0.17 \pm 0.08$.

In conclusion, we have derived a new parton formula, which establishes a simple connection between the electroweak decay rate $\Gamma(\bar{B} \rightarrow X_s \gamma)$ and the rate of a free b -quark decay. The main features of our approach are the treatment of the b -quark as an on-mass-shell particle and the inclusion of the effects arising from the b -quark transverse motion in the \bar{B} -meson. Our main result is Eqs. (9), (11). Using various b -quark distribution functions we have calculated the photon energy spectra and the corrections to the free decay rate. We have shown that the decay width has no linear to $1/m_b$ corrections only if expressed not in terms of the constituent quark mass but in terms of a mass \tilde{m}_b which is defined in the way similar to that used in HQET to define $m_{b,pole}$. In this way one avoids an otherwise large (and model dependent) correction of order $1/m_b$ but at expense of introducing the shift in the constituent quark mass which largely compensates the bound state effects. A summary of our results presented in Table 2 shows a fair good agreement both with the QCD results and available experimental data. We have also found that the photon energy spectra calculated in our LF parton-like approach agree well with the ones obtained in the ACM model, provided the same ET distribution function $\Phi(p^2)$ is used as input in both cases. Finally, we note that it would be interesting to check whether the effective values of the b -quark mass \tilde{m}_b can appear to be approximately the same for different channels ($b \rightarrow c$ vs. $b \rightarrow u$ or $b \rightarrow s$) and for different beauty hadrons. This work is in progress, and the results will be reported elsewhere.

We thank S.Ya. Kotkovsky for the collaboration in the early stages of this work. Y.Y.K. thanks M.Kobayashi for his encouragement. Y.-Y.K. and I.M.N. thank CTP and KIAS for hospitality while part of this work was completed. This work was supported in part by the INTAS-RFBR grant No. 95-1300, INTAS grant No 96-155 and RFBR grant No 95-02-0408a. The work by Y.-Y.K. was supported in part by BSRI Program, Project No BSRI-97-2414 and the Grant-in-Aid of Japanese Ministry of Education, Science, and Sport.

References

- [1] S.Glenn *et al*, CLEO Collaboration, CLEO CONF 98–17
- [2] A.Falk, M.Luke, M.Savage, Phys. Rev. **D49** (1994) 3367
- [3] A.Kapustin, Z.Ligetti, Phys. Lett. **B355** (1995) 318
- [4] J.Chay, H.Georgy, B.Grinstein, Phys. Lett. **B247** (1990) 399; I.I.Bigi, N.G.Uraltsev, and A.I.Vainshtein, Phys. Lett. **B293** (1992) 430; I.I.Bigi, M.Shifman, N.G.Uraltsev, and A.I.Vainshtein, Phys. Rev. Lett. **71** (1993) 496; A.V.Manokhar and M.B.Wise, Phys. Rev. **D49** (1994) 1310
- [5] M.Neubert, Phys. Rev. **D49** (1994) 3392, 4623; T. Mannel and M.Neubert, Phys. Rev. **D50** (1994) 2037; I.I.Bigi, M.A.Shifman, N.G.Uraltsev, and A.I.Vainstein, Int. J. Mod. Phys., **A9** (1994) 2467; R.D.Dikeman, M.A.Shifman, and N.G.Uraltsev, Int. J. Mod. Phys., **A11** (1994) 571
- [6] U.Aglietti *et al.*, Phys. Lett. **B441** (1998) 371
- [7] A.L.Kagan, M.Neubert, Euro. Phys. J. **C7** (1999) 5
- [8] A.Ali, E.Pietarinen, Nucl. Phys. **B154** (1979) 512
- [9] G.Altarelli, N.Cabbibo, G.Corbo, L.Maiani, and G.Martinelli, Nucl. Phys. **B202** (1982) 512
- [10] C.H.Jin, M.F.Palmer, and E.A.Paschos, Phys. Lett. **B329** (1994) 364; C.H.Jin, E.A.Paschos, in: C.H.Chang, C.S.Huang (Eds.), Proceedings of the International Symposium on Heavy Flavor and Electroweak Theory, Beijing, China, 1995, World Scientific, Singapore, 1996, p.132
- [11] V.L.Morgunov, K.A.Ter–Martirosyan, Phys. Atom. Nucl. **59** (1996) 1221
- [12] I.L.Grach, I.M.Narodetskii, S.Simula, and K.A.Ter–Martirosyan, Nucl. Phys. **B592** (1997) 227
- [13] S.Kotkovsky, I.M.Narodetskii, S.Simula, and K.A.Ter–Martirosyan, hep–ph/9712543
- [14] J.Bjorken, I.Dunietz, and M.Taron, Nucl. Phys. **371** (1992) 111
- [15] S.Kotkovsky, I.M.Narodetskii, K.A.Ter–Martirosyan, and S.Simula, in: C.Kalman, C.Caso (Eds.), Proceedings of the 3rd International Conference on Hyperons, Charm and Beauty Hadrons, Genova, Italy, 1998, North–Holland, in press, hep–ph/9809512
- [16] A.Vainstein, V.Zakharov and M.Shifman, Pis'ma ZHETF **22** (1975) 123 [JETP Lett. **22** (1975) 55], Phys. Rev. **D18** (1978) 2583
- [17] T.Inami and C.S.Lim, Prog. Theor. Phys. **65** (1981) 297; B.A.Campbell and P.J.O'Donnell, Phys. Rev. **D25** (1982) 1989, N.G.Deshpande and G.Eliam, Phys. Rev. **D26** (1982) 2463, N.G.Deshpande and M.Nazerimonfared, Nucl. Phys. **B123** (1983) 390

- [18] N.B.Demchuck, I.L.Grach, I.M.Narodetskii, and S.Simula, Phys. At. Nucl. **59** (1996) 2152
- [19] I.Bigi, M.Shifman, N.Uraltsev, A.Vainstein, Phys. Lett. **B328** (1994) 431
- [20] C.H.Jin, hep-ph/9903510
- [21] A.Ali and C.Creub, Z. Phys. **C49** (1991) 431, **C60** (1993) 433, Phys. Lett. **B229** (1991) 182, **B287** (1992) 191, **361** (1995) 146, N.Pott, Phys. Rev. **D54** (1995) 938
- [22] A.Dubin and A.Kaidalov, Yad. Fiz. **56** (1993) 164 [Phys. At. Nucl. **56** (1993) 237]
- [23] F.Coester, Prog. Part. Nucl. Phys. **29** (1992) 1
- [24] A.Anisimov, I.M.Narodetskii, C.Semay, and B.Silvestre-Brac, Phys. Lett. **B452** (1999) 129
- [25] D.Scora and N.Isgur, Phys. Rev. **D52** (1995) 2783
- [26] B.Silvestre-Brac and C.Semay, Z.Phys. C **61** (1994) 271, Few-Body Systems **20** (1996) 1
- [27] B.Silvestre-Brac and C.Semay, Nucl.Phys. **A221** (1997) 455
- [28] C.Semay and B.Silvestre-Brac, private communication
- [29] M.Neubert, Phys. Rep. **245** (1994) 259
- [30] T.Skwarnicki, Talk No 702 presented at XXIXth International Conference On High Energy Physics, Vancouver, B.C., Canada, 23–29 July 1998

Table 1 . The values of the constituent quark mass m_b and m_{sp} (in units of GeV) for the models A to D. The values of \tilde{m}_b as defined by the HQET condition $\langle x \rangle = 0$ are also indicated.

Model	A	B	C	D
m_b	4.80	5.20	5.227	5.074
\tilde{m}_b	4.73	4.68	4.73	4.60
m_{sp}	0.30	0.33	0.315	0.221

Table 2. The total integrated rates R_{LF} , R_{ACM} , the moments \bar{y}^n , $n = 1, 2, 3$, and the HQET moments $\langle x^2 \rangle$, $\langle x^3 \rangle$ of the photon spectra for the cases A to D calculated using Eq. (11).

Model	A	B	C	D
$R_{LF}(m_b)$	0.973	0.900	0.905	0.899
$R_{LF}(\tilde{m}_b)$	0.987	0.986	0.989	0.974
$R_{ACM}(\tilde{m}_b)$	1.008	1.005	1.008	1.003
$\bar{y}(m_b)$	0.873	0.806	0.818	0.795
$\bar{y}(\tilde{m}_b)$	0.885	0.873	0.885	0.851
$\bar{y}^2(m_b)$	0.787	0.726	0.742	0.709
$\bar{y}^2(\tilde{m}_b^2)$	0.798	0.778	0.796	0.751
$\bar{y}^3(m_b)$	0.712	0.655	0.676	0.636
$\bar{y}^3(\tilde{m}_b)$	0.722	0.695	0.718	0.669
$\langle x^2 \rangle$	0.378	0.295	0.302	0.456
$\langle -x^3 \rangle$	0.348	0.130	0.176	0.348

Table 3. The branching ratios $B(\bar{B} \rightarrow X_s \gamma)$ obtained from the fit to the CLEO data and the partial fractions $R_{K^*(892)}$.

Model	A	B	C	D
$\Gamma_0/\Gamma_B \cdot 10^4$	2.54	2.59	2.50	2.91
$R_{K^*(892)}$	0.1681	0.1312	0.1486	0.1807

Figure Captions

Fig.1. Theoretical predictions for the photon energy spectrum using the LF quark models described in the text. Each plot shows the spectra calculated using both the b -quark masses m_b (solid lines) and \tilde{m}_b (dashed lines). The thick and thin curves show the results obtained using Eq. (11) and (9), respectively.

Fig.2. Theoretical predictions for the photon energy spectrum in the laboratory frame for the different distribution functions $f(\xi, p_\perp^2)$ and the corresponding \tilde{m}_b . The solid, dashed, dot-dashed, and dotted curves correspond to the models A to D, respectively. The data points show the CLEO results. Both the left-hand plot and the right-hand plot show the results of the best fit reported in Table 3.

Fig.3. Theoretical predictions for the invariant hadronic mass spectrum for different distribution functions $f(\xi, p_\perp^2)$. The notations are the same as in Fig. 2.

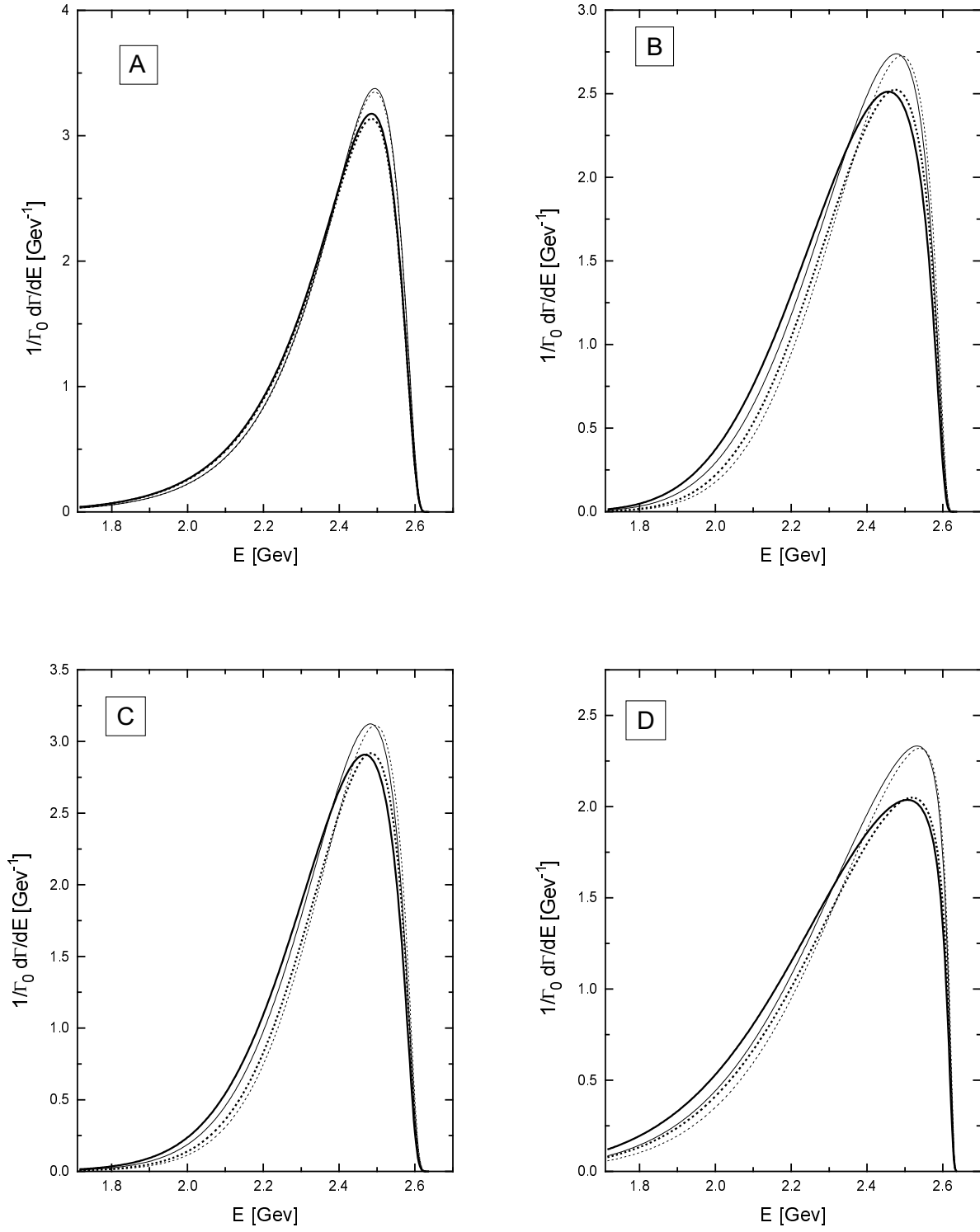


Figure 1

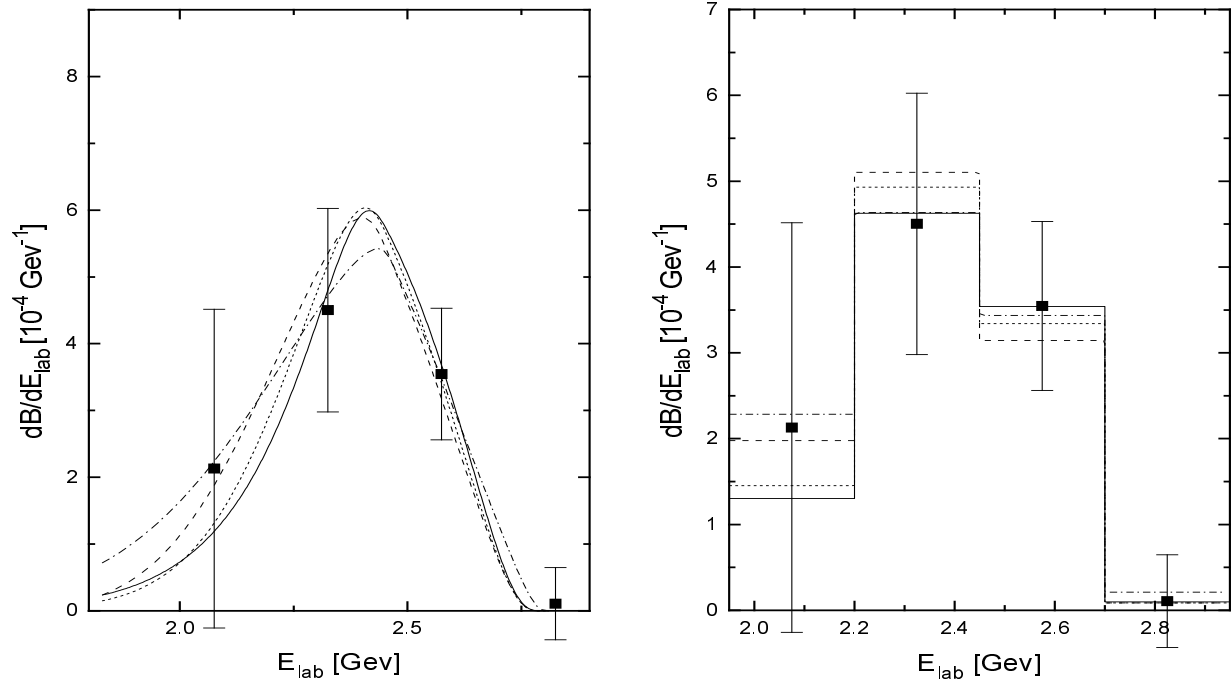


Figure 2.

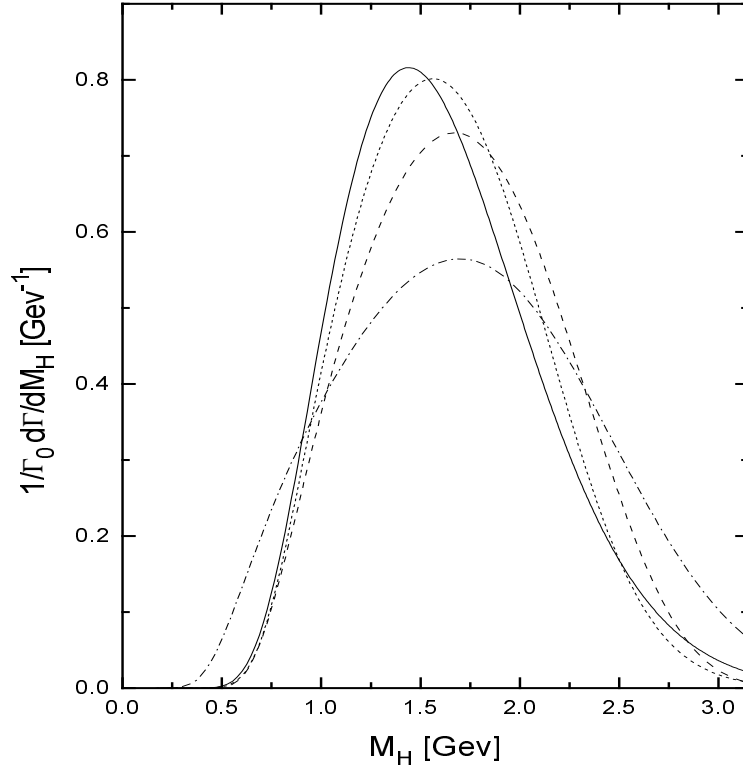


Figure 3.