

Constraints on Phases of Supersymmetric Flavour Conserving
CouplingsStefan Pokorski[†], Janusz Rosiek^a and Carlos A. Savoy^b^aInstitute of Theoretical Physics, Warsaw University,
Hoza 69, 00-681 Warsaw, Poland^bService de Physique Theorique, CEA Saclay,
91191 Gif-sur-Yvette CEDEX, France

Abstract

In the unconstrained MSSM, we reanalyze the constraints on the phases of supersymmetric flavour conserving couplings that follow from the electron and neutron electric dipole moments (EDM). We find that the constraints become weak if at least one exchanged superpartner mass is > 0 (1 TeV) or if we accept large cancellations among different contributions. However, such cancellations have no evident underlying symmetry principle. For light superpartners, models with small phases look like the easiest solution to the experimental EDM constraints. This conclusion becomes stronger the larger is the value of $\tan \beta$. We discuss also the dependence of κ , m_B and $b \rightarrow s$ decay on those phases.

This work was supported in part by the Polish Committee for Scientific Research under the grant number 2 P 03B 052 16 and by French-Polish Programme POLONIUM.

1 Introduction

In the Minimal Supersymmetric Standard Model (MSSM) there are new potential sources of the CP non-conservation effects. One can distinguish two categories of such sources. One is independent of the physics of flavour non-conservation in the neutral current sector and the other is closely related to it. To the first category belong the phases of the parameters μ , gaugino masses M_i , trilinear scalar couplings A_i and m_{12}^2 , which can in principle be arbitrary. They can be present even if the sfermion sector is flavour conserving. Not all of them are physically independent.

The other potential phases may appear in flavour off-diagonal sfermion mass matrix elements m_{ij}^2 and in flavour off-diagonal LR mixing parameters A_{ij} . These potential new sources of CP violation are, therefore, closely linked to the physics of flavour and, for instance, vanish in the limit of flavour diagonal (in the basis where quarks are diagonal) sfermion mass matrices. It is, therefore, quite likely that the two categories of the potential CP violation in the MSSM are controlled by different physical mechanisms. They should be clearly distinguished and discussed independently.

Experimental constraints on the "flavour-conserving" phases come mainly from the electric dipole moments of electron [1] and neutron [2]:

$$\begin{aligned} E_e^{\text{exp}} &< 4.3 \cdot 10^{27} \text{ e cm} \\ E_n^{\text{exp}} &< 6.3 \cdot 10^{26} \text{ e cm} \end{aligned}$$

The common belief was that the constraints from the electron and neutron electric dipole moments are strong [3, 4] and the new phases must be very small. More recent calculations performed in the framework of the minimal supergravity model [5, 6, 7] indicated the possibility of cancellations between contributions proportional to the phase of μ and those proportional to the phase of A and, therefore, of weaker limits on the phases in some non-negligible range of parameter space. The possibility of even more cancellations have been reported in ref. [8] in non-minimal models. For instance, for the electron dipole moment, the coefficient of the μ phase has been found to vanish for some values of parameters. Since the constraints on the supersymmetric sources of CP violating phases are of considerable theoretical and phenomenological interest, in this paper we reanalyze the electric dipole moments with the emphasis on complete understanding of the mechanism of the cancellations.

The new flavour-conserving phases in the MSSM, beyond the θ_{QCD} present in the SM, may appear in the bilinear term in the superpotential and in the soft breaking terms: gaugino masses and bi- and trilinear scalar couplings – see eqs. (A.3, A.6). We define them as:

$$e^i = \frac{\mu}{m_j^2}, \quad e^{i_A} = \frac{M_i}{M_j}, \quad e^{i_{A_I}} = \frac{A_I}{A_j}, \quad e^{i_H} = \frac{m_{12}^2}{m_{12}^2} \quad (1)$$

Not all of those phases are physical. In the absence of terms (A.3,A.6) the MSSM Lagrangian has two global $U(1)$ symmetries, an R symmetry and the Peccei-Quinn symmetry [9]. Terms (A.3,A.6) may be treated as spurions breaking those symmetries, with appropriate charge assignments. Physics observables depend only on the phases of parameter combinations neutral under both $U(1)$'s transformation. Such combinations are:

$$M_i (m_{12}^2)^2, \quad A_I (m_{12}^2)^2, \quad A_I^2 M_i \quad (2)$$

Not all of them are independent. The two $U(1)$ symmetries may be used to get rid of two phases. We follow the common choice and keep m_{12}^2 real in order to have real tree level Higgs vev's and $\tan \beta$. The second re-phasing may be used e.g. to make one of the gaugino mass terms real—we choose it to be the gluino mass term.

A particularly simple picture is obtained assuming universal gaugino masses and universal trilinear couplings $A_I = A$ at the GUT scale. In this case $U(1)$'s invariant parameter combinations (2) contain at that scale only two independent phases. Denoting $\phi_1 = \arg m_{12}^2 = \phi_2$, $\phi_3 = \arg A$ we can write them down as

$$\phi_1 = \phi_2 = \phi_3 + \arg(m_{12}^2) \quad (3)$$

The re-phasing freedom may be used in this case to make all M_i simultaneously real. The RGE for M_i at one loop does not introduce phases once they are set to zero at GUT scale. The second $U(1)$ rotation can be used again to remove phase from m_{12}^2 already at M_Z scale. Then only ϕ_3 and A_I parameters remain complex at electroweak scale. Phases of various A_I parameters are not independent and can be calculated from the RGE equations.

In most of the calculations in the next sections we keep in general M_1, M_2 and A_I complex. As one can see, all the physical results depend explicitly only on the phases of parameter combinations (2), as follows from the general considerations above.

In Section 2 we discuss in detail the electron electric dipole moment. First, we present the results of exact calculation, which is convenient for numerical code. For a better qualitative understanding, we also perform the calculation in the mass insertion approximation. The results of the two methods can be compared by appropriately expanding the exact results for some special configurations of the selectron and gaugino masses. After those technical preliminaries we discuss in Section 2 the magnitude of various contributions to the electric dipole moment and investigate the pattern of possible cancellations. The first observation we want to emphasize is that, even without any cancellations, there are interesting regions in the parameter space where the phases are weakly constrained. Secondly, we do not find

²Loop corrections to the effective potential induce phases in VEV's even if they were absent at the tree level. Rotating them away reintroduces a phase into the m_{12}^2 parameter.

any symmetry principle that would guarantee cancellations in the regions where the phases are constrained. Such cancellations are, nevertheless, possible by proper tuning of the θ and A phases with the values of the soft masses.

In Section 3 we analyze the neutron electric dipole moment with similar conclusions. In Section 4 we discuss the role of the θ phase in the K measurement and in the $b \rightarrow s$ decay. The necessary conventions, Feynman rules and integrals are collected in the Appendixes.

2 Electric dipole moment of the electron

2.1 Mass eigenstate vs. mass insertion calculation

The electric dipole moments (EDM) of leptons and quarks, defined as the coefficient E of the operator

$$L_E = \frac{i}{2} \bar{\psi} \gamma_5 F \psi ; \quad (4)$$

can be generated in the MSSM already at 1-loop level, assuming that supersymmetric parameters are complex.

In the mass eigenstate basis for all particles, two diagrams contribute to the electron electric dipole moment. They are shown in Fig. 1 (summation over all charginos, neutralinos, sleptons and sneutrinos in the loops is understood). The result for the lepton electric dipole

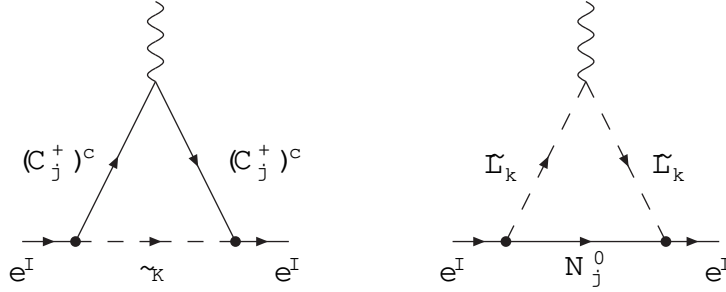


Figure 1: Diagrams contributing to lepton EDM.

moment reads:

$$E_1^I = \frac{em}{8} \frac{X^2}{2} \sum_{j=1} \sum_{K=1} X^3 m_{C_j} \text{Im} (V_{L\tilde{C}})^{IKj} (V_{L\tilde{C}})^{IKj?} C_{11}(m_{C_j}^2; m_{\tilde{t}_K}^2) + \frac{em}{16} \frac{X^4}{2} \sum_{j=1} \sum_{k=1} X^6 m_{N_j} \text{Im} (V_{L\tilde{N}})^{Ikj} (V_{L\tilde{N}})^{Ikj?} C_{12}(m_{\tilde{t}_k}^2; m_{N_j}^2) \quad (5)$$

where $(V_{1-C})_L$, $(V_{1-C})_R$, $(V_{\text{EN}})_L$, $(V_{\text{EN}})_R$ are, respectively, the left- and right- electron-sneutrino-chargino and electron-selectron-neutralino vertices and $C_{11}; C_{12}$ are the loop integrals. Explicit form of the vertices and integrals can be found in Appendix A.

The eq. (5) is completely general, but as we discussed already in the Introduction, in the rest of this paper we assume no flavour mixing in the slepton sector. Therefore, in the formulae below we skip the slepton flavour indices.

We present now the calculation of the electron EDM in the mass insertion approximation, for easier understanding of cancellations of various contributions, and then compare the two results. We use the "generalized mass insertion approximation", i.e. we treat as mass insertions both the L-R mixing terms in the squark mass mixing matrices and the off-diagonal terms in the chargino and neutralino mass matrices. Therefore we assume that the diagonal entries in the latter: $j, j, \tilde{M}_1, \tilde{M}_2$ are sufficiently larger than the off-diagonal entries, which are of the order of M_Z .

There are four diagrams with wino and charged Higgsino exchange, shown in Fig. 2. Their

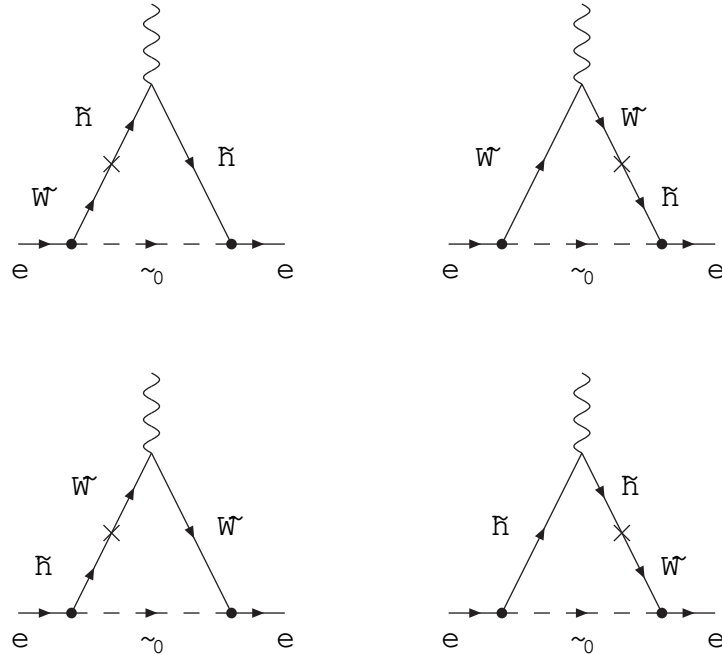


Figure 2: Chargino contribution to lepton EDM in mass insertion expansion.

contribution to the electron EDM is $(E_e = E_1^1 \text{ for electron})$:

$$(E_e)_C = \frac{2eg^2m_e}{(4\pi)^2} \text{Im}(\tilde{M}_2) \tan \frac{C_{11}(j, j; m_Z^2)}{j, j} \frac{C_{11}(\tilde{M}_2, j; m_Z^2)}{\tilde{M}_2, j} \quad (6)$$

Neutral wino, bino and neutral Higgsino contributions can be split into two classes: with

mass insertion on the fermion or on the sfermion line. Diagrams belonging to the first class are shown in Fig. 3. Their contribution has a structure very similar to that given by eq. (6):

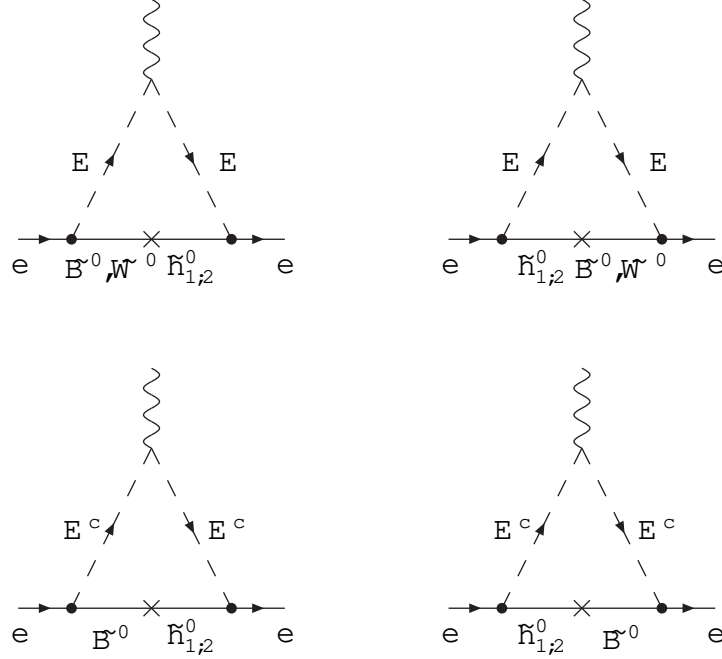


Figure 3: Neutralino contribution to lepton EDM in mass insertion expansion: mass insertion on the fermion line.

$$\begin{aligned}
 (E_e)_{Nf} = & \frac{eg^2 m_e}{2(4)^2} \text{Im}(M_2) \tan \frac{C_{12}(m_E^2; jf) - C_{12}(m_E^2; M_2 f)}{jf - M_2 f} \\
 & + \frac{eg^2 m_e}{2(4)^2} \text{Im}(M_1) \tan \frac{C_{12}(m_E^2; jf) - C_{12}(m_E^2; M_1 f)}{jf - M_1 f} \\
 & \frac{eg^2 m_e}{(4)^2} \text{Im}(M_1) \tan \frac{C_{12}(m_{E^c}^2; jf) - C_{12}(m_{E^c}^2; M_1 f)}{jf - M_1 f} \quad (7)
 \end{aligned}$$

where we denote by m_E , m_{E^c} and $m_{\tilde{\nu}}$ the masses of left- and right-selectron and electron sneutrino, respectively. Finally, diagrams with mass insertions on the selectron line are shown in Fig. 4. Only the first two with bino line in the loop give sizeable contributions. The other two with neutral Higgsino exchange are suppressed by the additional factor $O(m_e^2/M_W^2)$ and thus completely negligible. The result is:

$$\begin{aligned}
 (E_e)_{Ns} = & \frac{eg^2 m_e}{(4)^2} \text{Im}[M_1(\tan + A_e^2)] \frac{C_{12}(m_E^2; M_1 f) - C_{12}(m_{E^c}^2; M_1 f)}{m_E^2 - m_{E^c}^2} \\
 & + \text{terms suppressed by } O\left(\frac{m_e^2}{M_W^2}\right) \quad (8)
 \end{aligned}$$

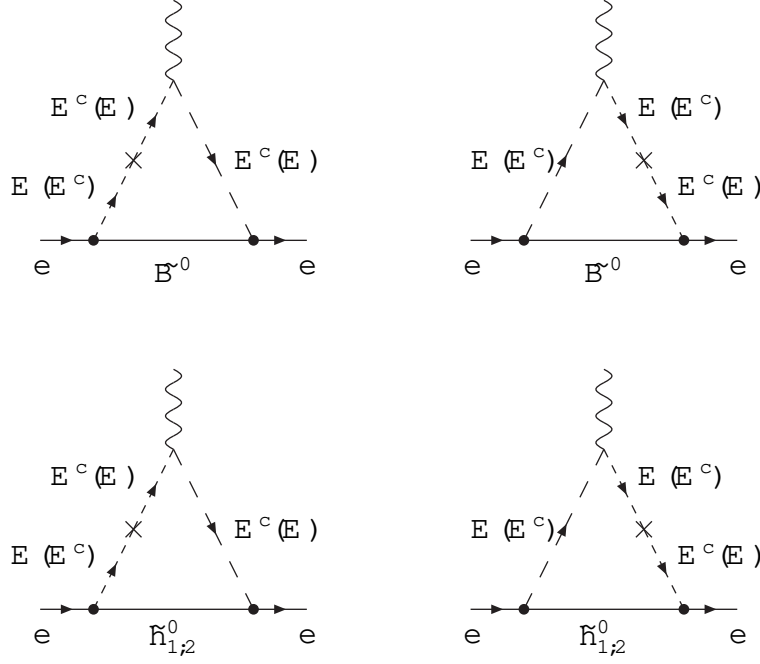


Figure 4: Neutralino contribution to lepton EDM in mass insertion expansion: mass insertion on the scalar line

Eqs. (6-8) have simple structure: they are linear in CP-invariants (2), with coefficients being functions of the real mass parameters. Thus, the possibility of cancellations depends primarily on the relative amplitudes and signs of those coefficients. An immediate conclusion following from (6-8) is that limits on the M_1 phases are inversely proportional to $\tan \beta$. Therefore in the next Section we always discuss e.g. limits on $\sin \theta \tan \beta$ rather than on the phase itself.

The approximate formulae (6-8) work very well already for relatively small j , M_{1j} and M_{2j} values, not much above the M_Z scale. Figure 5 shows the ratio of the electron EDM calculated in the mass insertion approximation to the exact 1-loop result given by eq. (5). The accuracy of the mass insertion expansion may become reasonable already for $j \gtrsim 150$ GeV (depending on M_{2j} ratio) and becomes very good for $j \gtrsim 200 - 250$ GeV.

Formulae (6-8) can also be obtained directly from the exact expression (5) using the expansion of sfermion and supersymmetric fermion mass matrices described in Appendix B (this gives a very useful cross-check of the correctness of the calculations). One should note that even though the expansion (B.27) does not work for degenerate M_{2j} and $j \gtrsim$ the expression (6) has already a well defined limit for $M_{2j} = j$. The same holds for the $M_{1j} = j$ and the degenerate sfermion masses in eqs. (7,8).

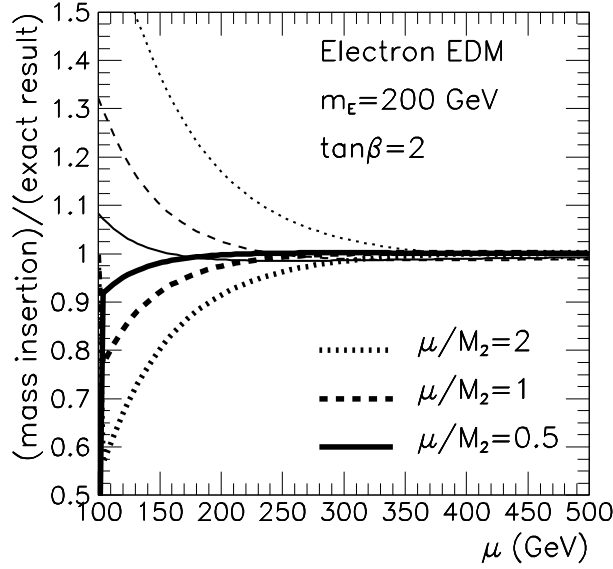


Figure 5: Ratio of the electron EDM calculated in the mass insertion approximation to the exact 1-loop result. Thinner lines: $\phi = 0$, thicker lines: $\phi_A = 0$. Degenerate left and right slepton masses and $M_1 = M_2$ assumed.

2.2 Limits on ϕ and A_e phases

It is useful to consider two classes of models: one with $M_1 = M_2$ for gaugino masses³, that is universal gaugino masses at the GUT scale (the universal phase can be set to zero by convention), and the other with non-universal gaugino masses and arbitrary relative phase between M_1 and M_2 . In the universal case we choose ϕ and A_e phases as the independent ones, in the second case the M_1, M_2 phases are the additional free parameters. Constraints from the RGE running and proper electroweak breaking are insignificant at this point, as we have enough additional parameters to satisfy them for any chosen set of low energy values for μ, M_1, M_2, m_E and A_e .

We shall begin our discussion by presenting the magnitude of each contribution (6), (7) and of the ϕ and A_e terms in eq. (8), separately. For the $M_1 = M_2$ case a sample of results is shown in Fig. 6. We identify there the parameter region where at least one of the terms is such that for $\sin \phi$ fixed at some assumed value, its contribution to E_e is larger than E_e^{exp} . Barring potential cancellations, the fixed value of $\sin \phi$ is then the limit on this phase in the identified parameter region. In the left (right) plot of Fig. 6 we show the regions of masses (below the plotted surface) where the limits on $|\sin \phi|$ ($|\tan \phi|$) are stronger than 0.2 (0.05), respectively. We see that this region extends up to 900 (400) GeV

³Here by μ_1, μ_2 we understand gauge couplings in GUT normalization, i.e. without additional 5/3 multiplier for U(1) coupling.

in m_E (physical left selectron mass) for small values of j and M_1, M_2 (up to 200–300 GeV, say) and for larger values of j and/or M_1, M_2 it gradually shrinks to 100 (0) GeV in m_E for $j \rightarrow M_2 \rightarrow 1$ TeV. We assume left and right slepton mass parameters equal, $M_L = M_E$, so that the physical masses of the left and right selectron differ by D-terms only. The regions below the plotted surfaces are the regions of interest for potential cancellations. We observe, however, that even without cancellations, there are interesting regions of small j and M_2 and $m_E > 0$ (1 TeV) or small m_E and $j \rightarrow M_2 > 0$ (500 TeV) where the phase of \tilde{A}_e is weakly constrained. One should also note that for very large j and the other masses fixed the limits on the \tilde{A}_e phase get stronger again. This is due to the term (8), which does not decouple for large j . The limits on $(\tilde{A}_e \sin \alpha_e) m_E$ are typically significantly weaker.

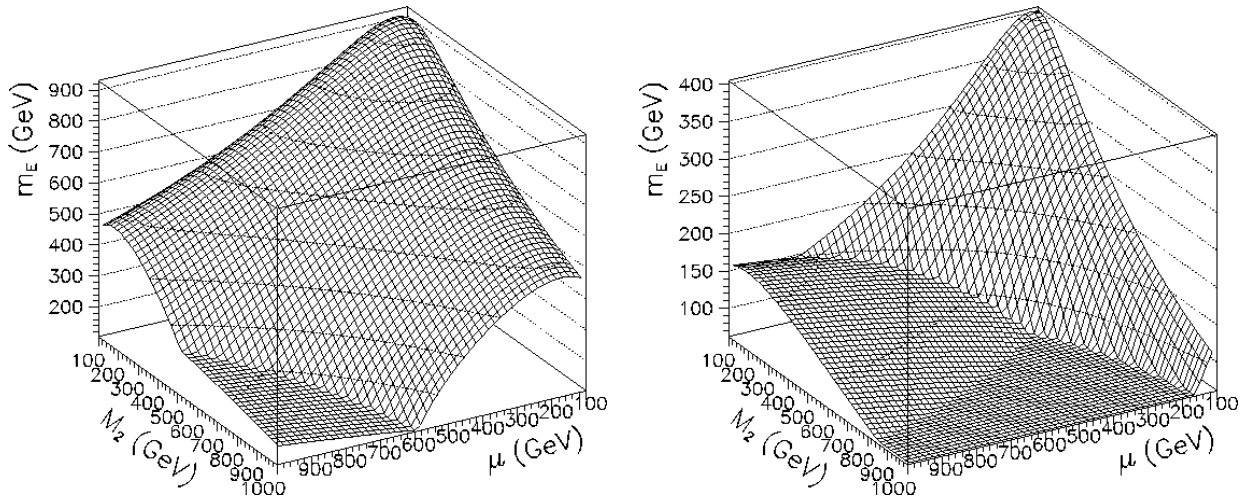


Figure 6: Regions (below the dark surface) for which generic limits on $j \sin j \tan$ are stronger than, respectively, 0.2 (left plot) and 0.05 (right plot). Degenerate left and right slepton masses and $M_1 = M_2$ assumed.

In Fig. 7 we show again the limits on \tilde{A}_e phase, this time as a two-dimensional plot in the (m_E, M_2) plane, assuming $M_1 = M_2$ and $\alpha_e = 0$. The limits plotted in Fig. 7 are given by the sum of all terms (6–8), not by the largest of them like in Fig. 6.

In Fig. 8 we show similar limits on the \tilde{A}_e phase on (m_E, M_1) plane, assuming vanishing \tilde{A}_e phase. The limits on the \tilde{A}_e parameter phase are significantly weaker and decrease more quickly with increasing particle masses⁴. They are almost independent of M_2 and μ , as can

⁴One should note that the off-diagonal entry in the slepton mass matrices describing LR-mixing is proportional to \tilde{A}_e and to the small electron Yukawa coupling Y_e (see eq. (A.6)). Therefore, even if imaginary part of \tilde{A}_e parameter is weakly constrained, $\text{Im } \tilde{A}_e = m_E$, the full LR-mixing in the selectron sector can have only very small imaginary part, of the order of $m_e m_E$. For the electron, Gabbiani et. al [10] give the limit $\text{Im } \tilde{A}_e = m_E \cdot 10^{-6}$, but their definition of \tilde{A}_e contains Yukawa coupling in it. After extracting it, their limit is similar to ours.

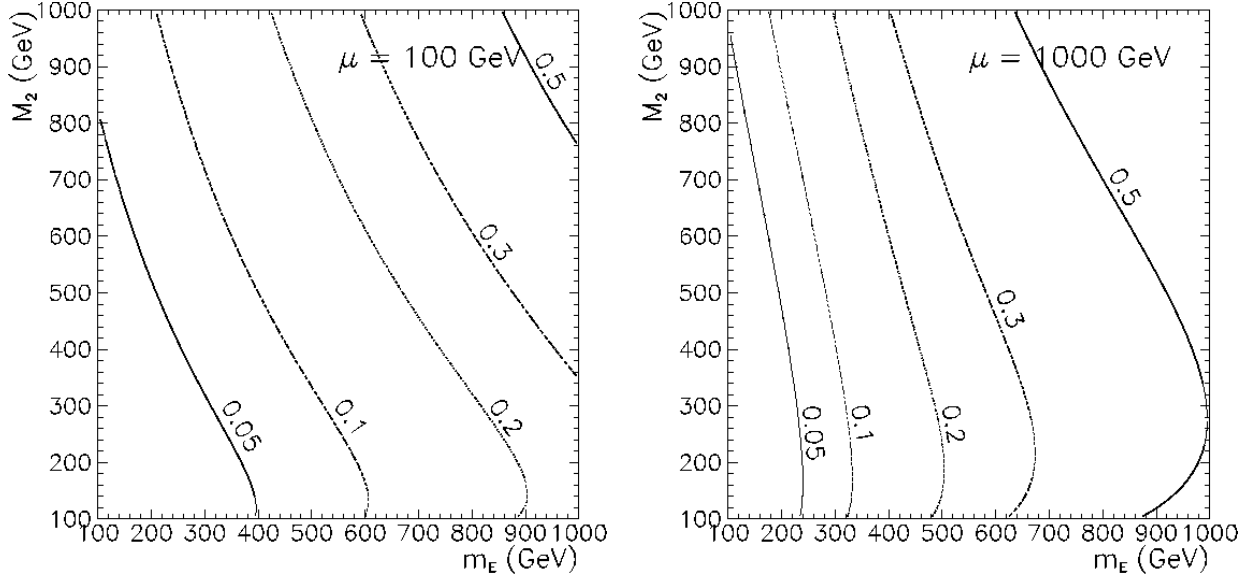


Figure 7: Limits on $j \sin \theta_{j \tan}$ given by the electron EDM measurements. $\sin A_e = 0$ and $M_1 = m_1 = M_2 = m_2$ assumed.

be also seen immediately from eq. (8).

The magnitude and signs of individual contributions as a function of m_E are illustrated in Fig. 9. We plot there the coefficients of θ and A_e phases obtained from the exact 1-loop result and normalized by dividing them by the experimental limit on the electron EDM. Their shape depends mostly on $m_E = j/M_2$ ratio, much less on $j = M_2$ ratio and scales like $1/m_E^2$. We see that either the chargino contribution to the term proportional to the θ phase dominates (for small j), or, if they become comparable (possible only for larger values of $j > 700$ GeV), the chargino and the dominant neutralino contribution, given by eq. (8), to the θ phase coefficient are of the same sign. The neutralino contribution given by eq. (7) has opposite sign than that of eq. (8), but their sum is positive. The only exception is the case of $j \approx M_1 \approx 100$ GeV, where both neutralino contributions are much smaller than the chargino one. Thus, the full coefficient of the θ phase cannot vanish and the only possible cancellations are between the A_e and θ phases. Since the A_e phase coefficient is in the interesting region much smaller such cancellations always require large A_e in the selectron sector, $A_e = m_E \approx 1$. This is shown in Fig. 10, where we assume "maximal" CP violation $\tan \beta = A_e = \sqrt{2}$.

Better understanding of the $\{A_e$ cancellation can be achieved after some approximations. For light supersymmetric fermions, significantly lighter than sleptons, chargino exchanges dominate (Fig. 2), whereas in the opposite limit the biggest contribution is given by the diagrams with bino exchanges (Fig. 4). Eqs. (6-8) can be greatly simplified in both cases,

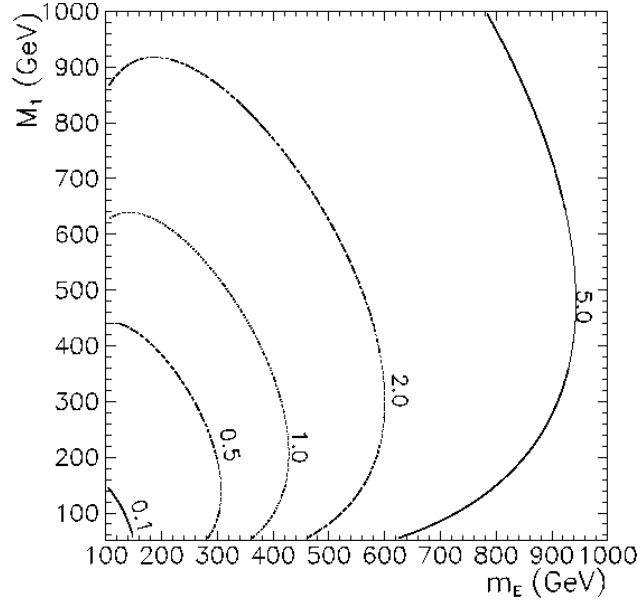


Figure 8: Limits on $A_e = m_E \sin \theta_{A_e}$ given by the electron EDM measurements ($j = 200$ GeV, $\sin \theta = 0$ and $M_1 = M_2$ assumed).

giving for degenerate slepton masses $m_E = m_{\tilde{e}} = m_{\tilde{\mu}}$:

1) $M_{1,2} \gg m_E$.

$$E_e = \frac{eg^2 m_e}{(4)^2 m_E^2} \frac{\text{Im}(M_2) \tan \theta}{(j^2 j - M_2^2 j)} \log \frac{j^2 j}{M_2^2 j} + \frac{eg^2 m_e}{2(4)^2} \frac{\text{Im}(M_1 A_e^2)}{m_E^4} \quad (9)$$

2) $M_{1,2} \ll m_E$.

$$E_e = \frac{eg^2 m_e}{4(4)^2} \frac{\text{Im}(M_2) \tan \theta}{j^2 j M_2^2 j} - \frac{eg^2 m_e}{4(4)^2} \frac{\text{Im}(M_1) \tan \theta}{j^2 j M_1^2 j} + \frac{eg^2 m_e}{2(4)^2} \frac{\text{Im}[M_1 (\tan \theta + A_e^2)]}{M_1^4} \frac{1}{5 + 2 \log \frac{m_E^2}{M_1^2}} \quad (10)$$

The behaviour of the lepton EDM is different in both limits. For heavy sleptons, $M_{1,2} \gg m_E$, the coefficient of the θ phase decreases with the increasing slepton mass as $1/m_E^2$. The coefficient of the A_e phase decreases faster, as $1/m_E^4$. Therefore, in this limit the exact cancellation between A_e and θ phases requires large A_e value, growing with increasing m_E . However, because all contributions simultaneously decrease with increasing m_E , partial cancellation between θ and A_e phase is already sufficient to push the electron EDM below the experimental limits, what may be observed in Fig. 10 as widening of the allowed regions for large m_E .

For sufficiently small slepton masses the full cancellation between θ and A_e terms occurs

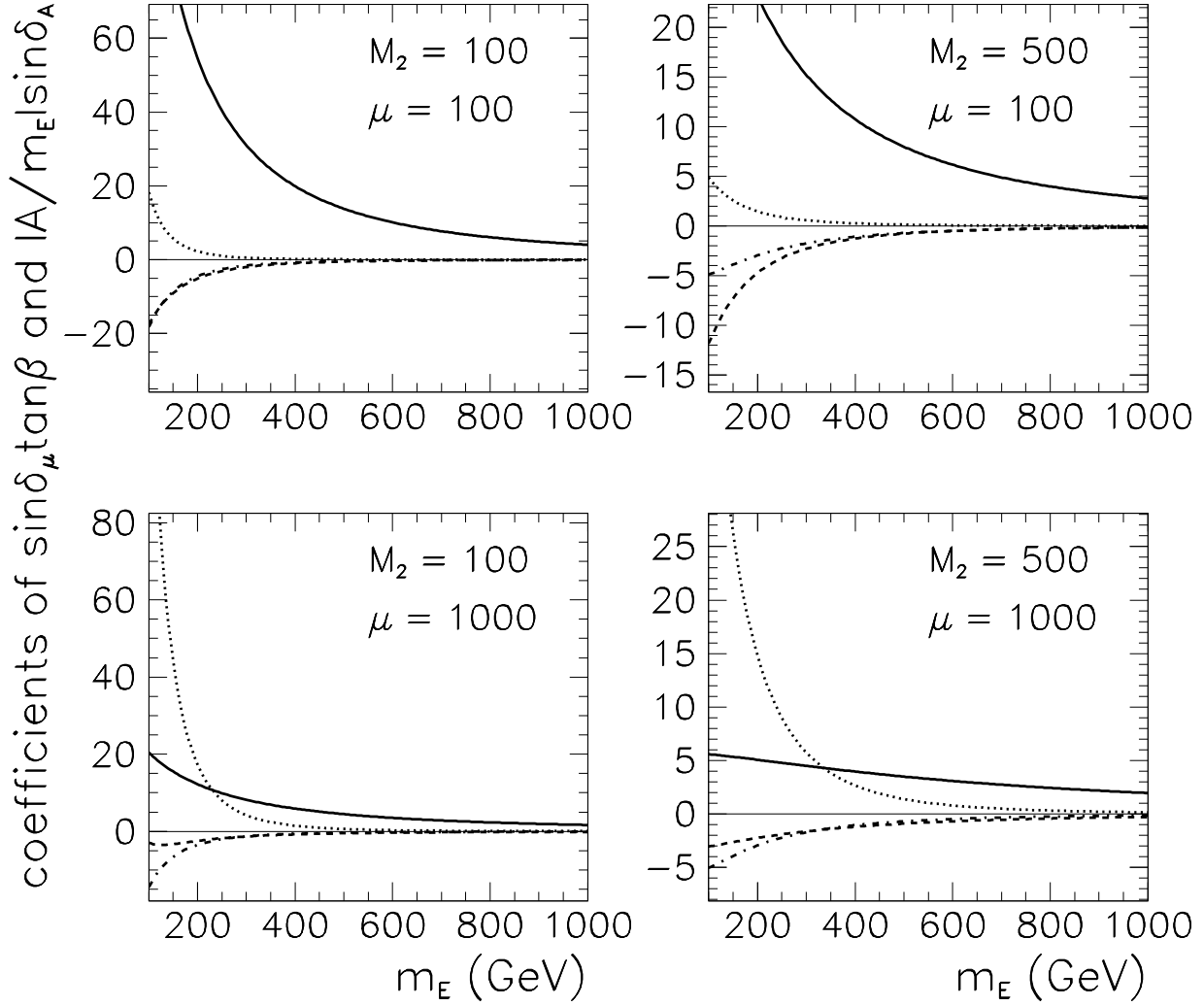


Figure 9: Relative signs and amplitudes of various contributions to the electron EDM, normalized to (divided by) the experimental limit. Solid, dashed, dotted lines: coefficients of $\sin \delta_\mu \tan \beta$ given by chargedino (eq. (6)) and neutralino contributions (eqs. (7) and (8)) respectively. Dotted-dashed line: coefficient of $|A_e| \sin \delta_A / m_E$. Degenerate left and right slepton masses and $M_1 = M_2 = M_3$ assumed.

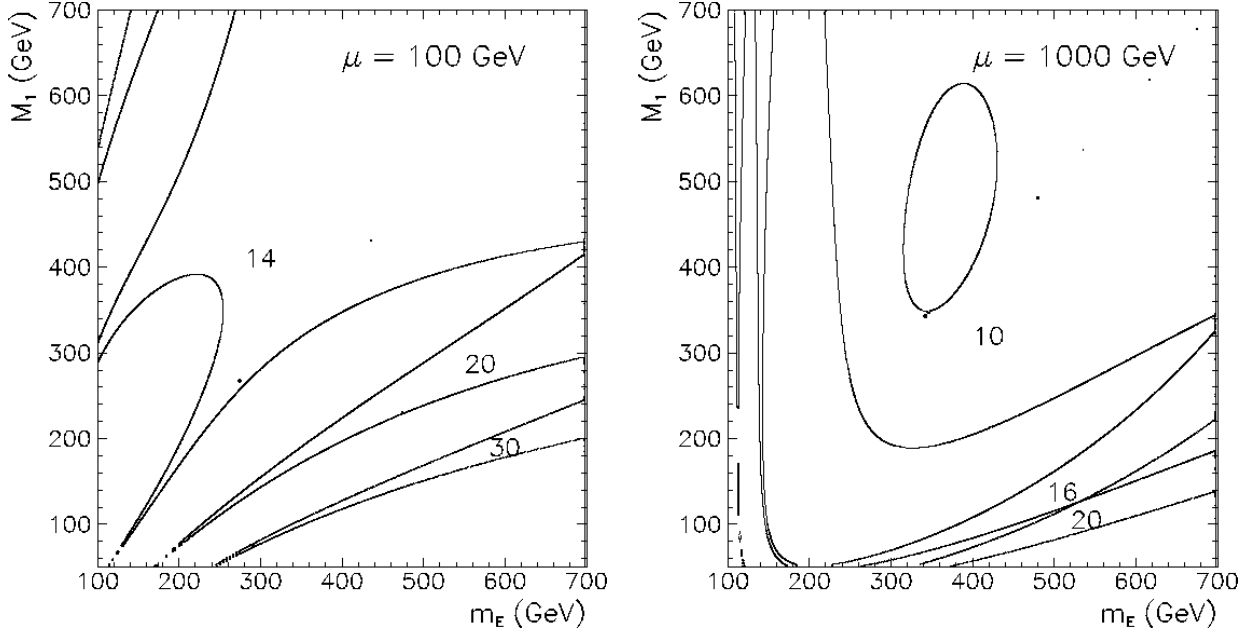


Figure 10: Regions of $m_E - M_1$ plane allowed by the electron EDM measurement assuming "maximal" CP violation $\tan \beta = A_e = 2$ and the corresponding values of $A_e = m_E$ parameter (marked on the plots), necessary for the A cancellation.

approximately for

$$\sin \beta \tan \beta = \sin \beta \tan \beta \left(1 + \frac{M_1^2}{m_E^2} \frac{3}{5 + 2 \log \frac{m_E^2}{M_1^2}} \right) \quad (11)$$

where we assumed $M_1 = m_1 = M_2 = m_2$ and redefined the M_1 phase to zero. Since this result is valid for $m_1, m_2 \ll m_E$ we see that for comparable m_1, m_2 and A_e the cancellation is again possible only for large $A_e = m_E$. For large $m_1, m_2 \ll m_E$, when one can neglect the second term in the parenthesis in eq. (11), the A_e giving maximal cancellation is almost independent of m_1, m_2 , what can be observed in the right plot of Fig. 10. The allowed regions also widen with increasing m_1, m_2 but slower than for large m_E because the β and A_e phases are in this case suppressed by lower powers of m_1, m_2 : $1 = m_1$ and $1 = m_1^3$ respectively, instead of $1 = m_E^2$ and $1 = m_E^4$.

It is worthwhile to note that in the most interesting region of light SUSY masses, where the limits on phases are strongest, the cancellation between β and A_e phases may occur only for very precisely correlated mass parameters, i.e. it requires strong fine tuning between m_1, m_2 and A_e .

In Fig. 11 we plot the allowed regions of the $A_e - \beta$ plane for chosen fixed values of

mass parameters. For light SUSY masses they are very narrow. This means that for fixed light mass parameters one needs strong fine tuning between the phases in order to fulfill experimental limits.

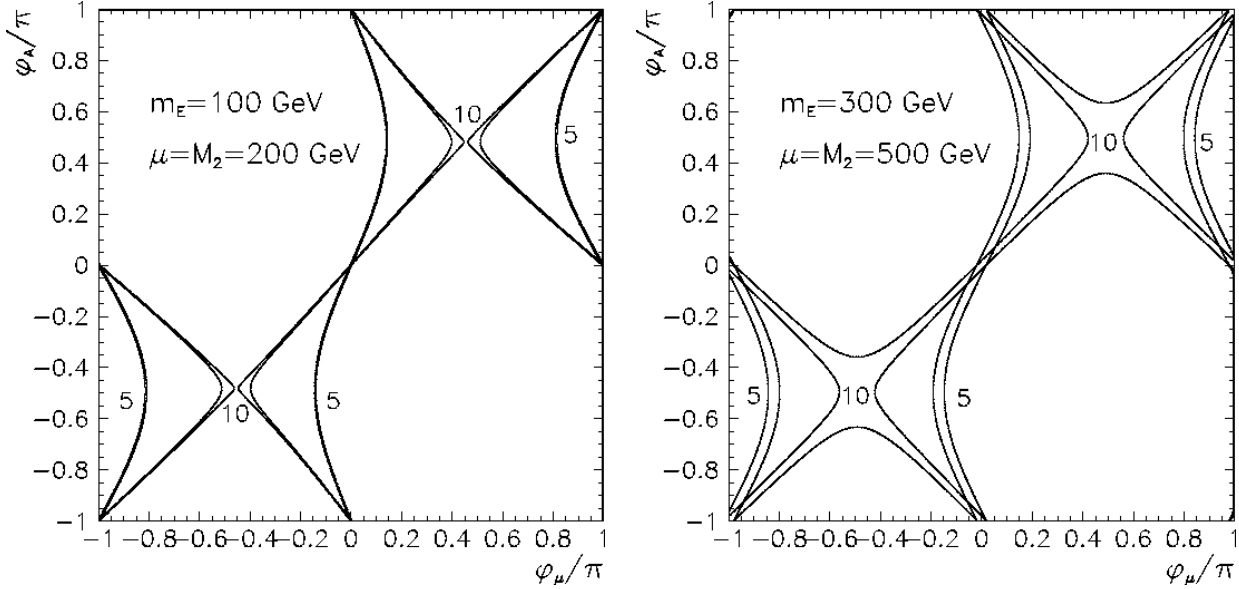


Figure 11: Illustration of the fine tuning between the phases for fixed mass parameters (listed in the plots), $\tan \beta = 2$ and two values of $A_e = m_E = 5; 10$ (marked near the respective allowed regions). Degenerate left and right slepton masses and $M_1 = m_1 = M_2 = m_2$ assumed.

We shall discuss now the general case, with non-universal gaugino masses. The results for the magnitude of individual terms remain qualitatively similar. This is shown in Fig. 12 for $M_1 = 100$ GeV. The region of strong constraints on the ϕ phase shrinks in m_E with increasing M_1 . One can also see again some subtle effects like the expansion in m_E of this region, for fixed M_1 and M_2 and increasing j . This behaviour can be easily understood from the analytic results of eq. (8), where one can identify the term increasing with j . The magnitude of individual contributions as a function of m_E has very similar behaviour as in the universal case (again, for small j chargino contribution dominates for all values of M_1 and M_2). The only possible cancellations for this j range are between ϕ and A_e phases. For larger values of j ($j > 700$ GeV) the magnitude of individual terms may become comparable. For instance the ϕ phase coefficients in E_c and E_{Ns} terms (eqs. (6,8)) become comparable for $j \sim m_E$ fixed by the ratio $M_1 = M_2$. With arbitrary relative phase of M_1 and M_2 it is possible to cancel the terms proportional to the ϕ phase. To study this possibility it is more convenient to plot the contributions proportional to $\text{Im}(M_1)$ and $\text{Im}(M_2)$ (Fig. 13). They are comparable for $m_E = j$ ($j = 1, 3$), depending on $M_1 = M_2$ ratio. It is clear that choosing ϕ_1 and ϕ_2 phases such that $\sin(\phi_1 + \phi_2)$ and $\sin(\phi_1 - \phi_2)$ have opposite signs, e.g.

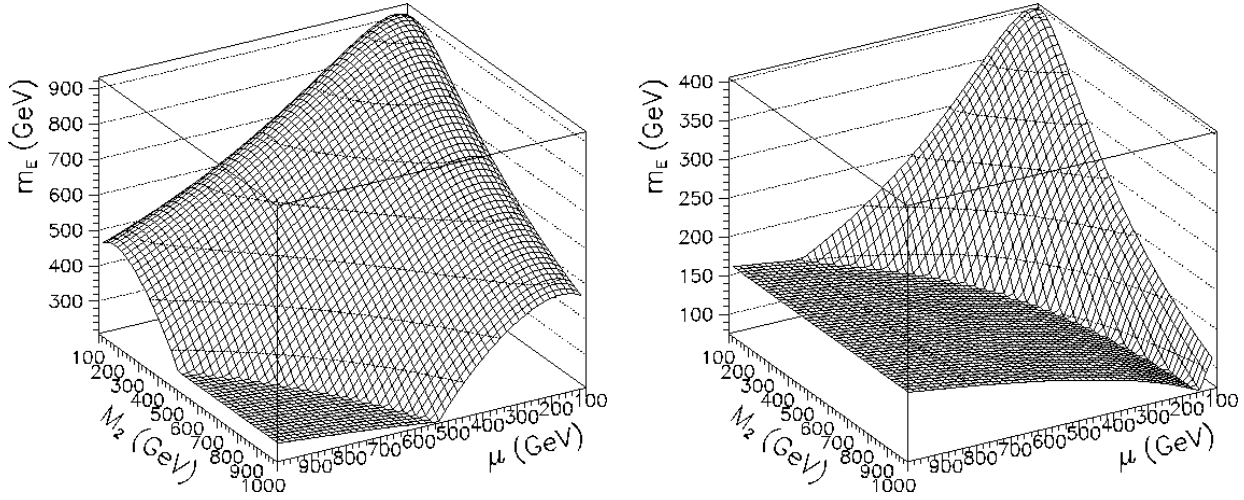


Figure 12: Regions for which generic limits on $j \sin$ and $j \tan$ are stronger than, respectively, 0.2 (left plots) and 0.05 (right plots). The plots are done for $M_1 = 100 \text{ GeV}$, degenerate left and right slepton masses are assumed.

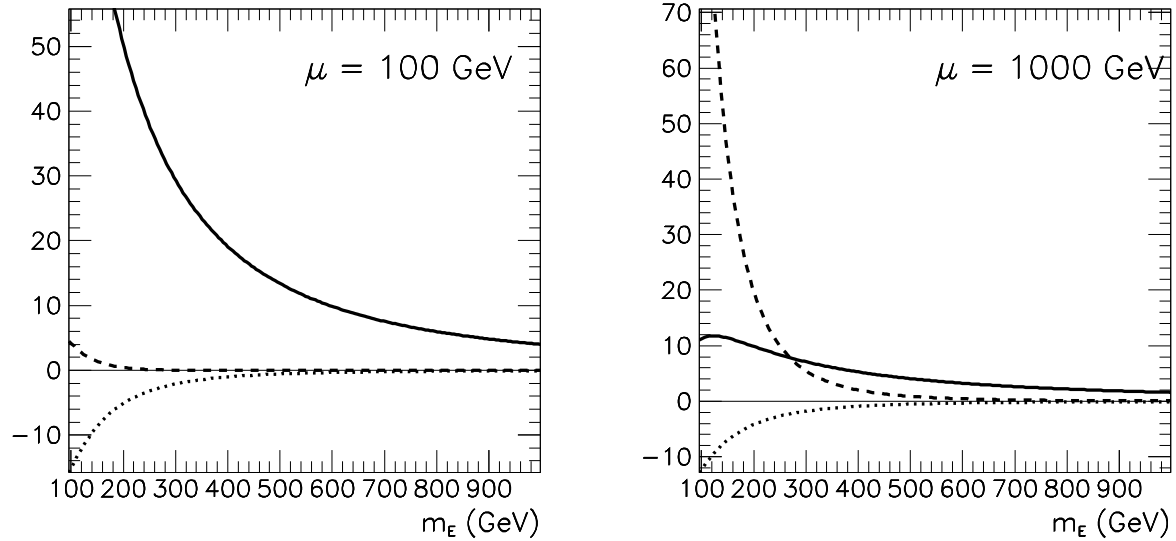


Figure 13: Relative signs and amplitudes of various contributions to the electron EDM, normalized to (divided by) the experimental limit. Solid, dashed and dotted lines: coefficients of $\sin(\alpha_2 + \beta_2) \tan$, $\sin(\alpha_1 + \beta_1) \tan$ and $\mathcal{A}_e j m_E \sin(\alpha_e - \beta_e)$ respectively. $M_1 = M_2 = 100 \text{ GeV}$ and degenerate left and right slepton masses assumed.

$\phi_1 = \phi_2$, would give cancellation at these points.

To give a more specific example, let's assume $\phi_2 = 0$ and maximal $\tan\beta = 2$ (one can always achieve $\phi_2 = 0$ by field redefinition). In such a case, this new possibility of cancellation applies for $j_1 = j_2$ or $j_1 \neq j_2$ with $j_1 \neq j_2$ and $j_1 \neq j_2$ is required, in order to suppress the term proportional to $\text{Im}(M_1)$. For heavier M_1 and m_E to avoid limits on ϕ_1 one needs $j_1 \neq j_2$ otherwise the $\text{Im}(M_1)$ term is suppressed too strongly. This behaviour is illustrated in Fig. 14.

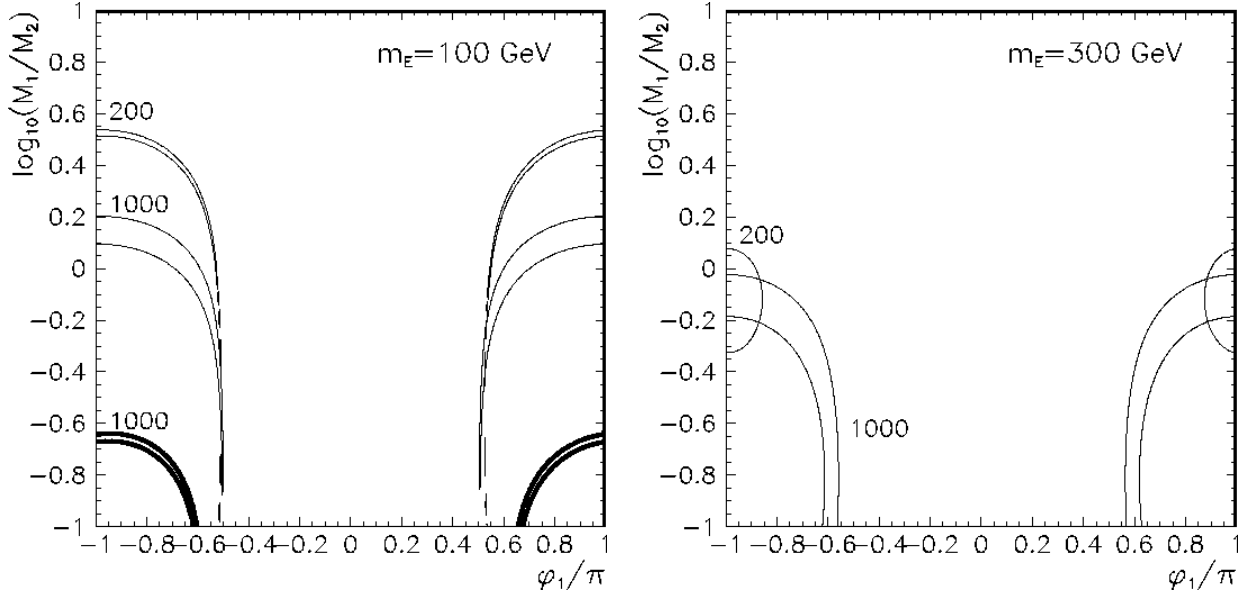


Figure 14: Allowed regions for M_1 phase as a function of M_1/M_2 for some choices of mass parameters, $\tan\beta = 2$ and $\phi_2 = 0$. Thicker lines: $j_1 = j_2 = 200$ GeV, thinner lines: $j_1 = j_2 = 1000$ GeV. $M_2 = 200$ or 1000 GeV (marked on the plots), $\phi_2 = \phi_1 = 0$ and degenerate left and right slepton masses assumed.

3 EDM of the neutron

3.1 Formulae for the neutron EDM

The structure of the neutron EDM is more complicated than in the electron case. It can be approximately calculated as the sum of the electric dipole moments of the constituent d and u quarks plus additional contributions coming from the chromoelectric dipole moments of quarks and gluons. The chromoelectric dipole moment C_q of a quark is defined as:

$$L_C = \frac{i}{2} C_q \bar{q} \gamma_5 T^a q G^a \quad (12)$$

The gluonic dipole moment C_g is defined as:

$$L_g = \frac{1}{6} C_g f_{abc} G^a G^b G^c \quad (13)$$

As an example, in Fig. 15 we list the diagrams contributing to the d-quark electric dipole moment.

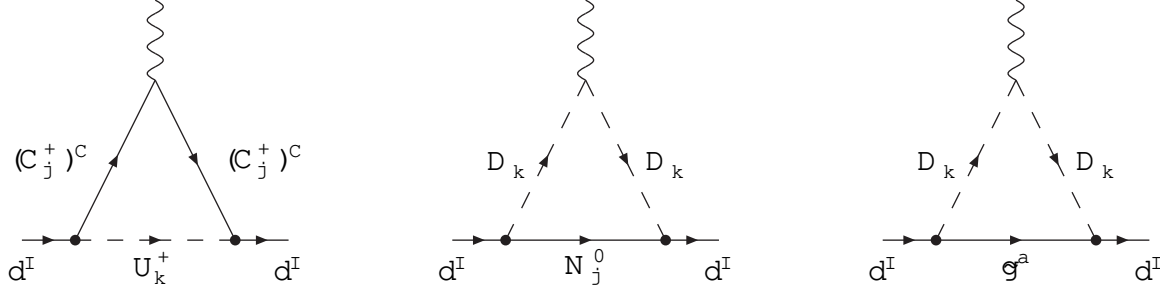


Figure 15: Diagrams contributing to d-quark EDM.

Exact calculation of the neutron EDM requires the full knowledge of its wave function. We use the "naive" quark model approximation [11], which gives the following expression:

$$E_n = \frac{e}{3} (4E_d - E_u) + \frac{e}{4} (4C_d - C_u) + \frac{e}{4} \frac{x}{\Lambda} C_g \quad (14)$$

where α_s and Λ are the QCD correction factors and chiral symmetry breaking scale, respectively, $\alpha_s = 1.53$, $\Lambda = 3.4$ [12], $\Lambda = 1.19$ GeV [11].

Eq. (14) contains sizeable theoretical uncertainties due to non-perturbative strong interactions. However, as we show in the next section, for most parameter choices E_d alone gives the leading contribution to the neutron EDM. Therefore, one may hope that those uncertainties affect mainly the overall normalization of the neutron EDM. They do not affect significantly the possible cancellations between the phases (or in their coefficients), as such cancellations must occur predominantly inside the E_d .

It was recently pointed out [13] that also 2-loop contributions to the neutron EDM may be numerically significant in some regions of the parameter space. Unlike most of the terms in eq. (14), they depend mainly on the masses and mixing parameters of the third generation of squarks. We do not include such corrections in the present analysis.

The formulae for the up- and down quark electric dipole moment are the following:

$$E_d^I = \frac{e}{8} \frac{x^2}{\Lambda^2} \sum_{j=1}^3 \sum_{k=1}^3 m_{C_j} \text{Im} (V_{d\bar{U}C})_L^{Ijk} (V_{d\bar{U}C})_R^{Ijk} C_{11} (m_{C_j}^2; m_{\bar{U}_k}^2) + \frac{1}{3} C_{12} (m_{\bar{U}_k}^2; m_{C_j}^2)$$

$$\begin{aligned}
& \frac{e}{48} \frac{X^4}{2} \frac{X^6}{2} \sum_{j=1} \sum_{k=1} m_{N_j^0} \text{Im} (V_{dD^N})_L^{Ikj} (V_{dD^N})_R^{Ikj?} C_{12} (m_{D_k^2}^2; m_{N_j^0}^2) \\
& + \frac{2e_s}{9} \mathcal{M}_{3j} \frac{X^6}{2} \sum_{k=1} \text{Im} (Z_D^{Ik} Z_D^{(I+3)k?}) C_{12} (m_{D_k^2}^2; \mathcal{M}_{3j}^2)
\end{aligned} \tag{15}$$

$$\begin{aligned}
E_u^I &= \frac{e}{8} \frac{X^2}{2} \frac{X^6}{2} \sum_{j=1} \sum_{k=1} m_{C_j} \text{Im} (V_{uD^C})_L^{Ikj} (V_{uD^C})_R^{Ikj?} C_{11} (m_{C_j}^2; m_{D_k^2}^2) + \frac{1}{6} C_{12} (m_{D_k^2}^2; m_{C_j}^2) \\
& + \frac{e}{24} \frac{X^4}{2} \frac{X^6}{2} \sum_{j=1} \sum_{k=1} m_{N_j^0} \text{Im} (V_{uU^N})_L^{Ikj} (V_{uU^N})_R^{Ikj?} C_{12} (m_{U_k^2}^2; m_{N_j^0}^2) \\
& + \frac{4e_s}{9} \mathcal{M}_{3j} \frac{X^6}{2} \sum_{k=1} \text{Im} (Z_U^{Ik} Z_U^{(I+3)k?}) C_{12} (m_{U_k^2}^2; \mathcal{M}_{3j}^2)
\end{aligned} \tag{16}$$

Chromoelectric dipole moments of the quarks are given by:

$$\begin{aligned}
C_d^I &= \frac{g_s}{16} \frac{X^2}{2} \frac{X^6}{2} \sum_{j=1} \sum_{k=1} m_{C_j} \text{Im} (V_{dU^C})_L^{Ikj} (V_{dU^C})_R^{Ikj?} C_{12} (m_{U_k^2}^2; m_{C_j}^2) \\
& + \frac{g_s}{16} \frac{X^4}{2} \frac{X^6}{2} \sum_{j=1} \sum_{k=1} m_{N_j^0} \text{Im} (V_{dD^N})_L^{Ikj} (V_{dD^N})_R^{Ikj?} C_{12} (m_{D_k^2}^2; m_{N_j^0}^2) \\
& + \frac{g_s^3}{8} \mathcal{M}_{3j} \frac{X^6}{2} \sum_{k=1} \text{Im} (Z_D^{Ik} Z_D^{(I+3)k?}) 3C_{11} (\mathcal{M}_{3j}^2; m_{D_k^2}^2) + \frac{1}{6} C_{12} (m_{D_k^2}^2; \mathcal{M}_{3j}^2)
\end{aligned} \tag{17}$$

$$\begin{aligned}
C_u^I &= \frac{g_s}{16} \frac{X^2}{2} \frac{X^6}{2} \sum_{j=1} \sum_{k=1} m_{C_j} \text{Im} (V_{uD^C})_L^{Ikj} (V_{uD^C})_R^{Ikj?} C_{12} (m_{D_k^2}^2; m_{C_j}^2) \\
& + \frac{g_s}{16} \frac{X^4}{2} \frac{X^6}{2} \sum_{j=1} \sum_{k=1} m_{N_j^0} \text{Im} (V_{uU^N})_L^{Ikj} (V_{uU^N})_R^{Ikj?} C_{12} (m_{U_k^2}^2; m_{N_j^0}^2) \\
& + \frac{g_s^3}{8} \mathcal{M}_{3j} \frac{X^6}{2} \sum_{k=1} \text{Im} (Z_U^{Ik} Z_U^{(I+3)k?}) 3C_{11} (\mathcal{M}_{3j}^2; m_{U_k^2}^2) + \frac{1}{6} C_{12} (m_{U_k^2}^2; \mathcal{M}_{3j}^2)
\end{aligned} \tag{18}$$

Finally, the gluon chromoelectric dipole moment is given by:

$$C_g = \frac{3}{16} \frac{g_s^2 m_t}{2} \text{Im} (Z_U^{36?} Z_U^{66}) \frac{m_{t_1}^2}{\mathcal{M}_{3j}^2} \frac{m_{t_2}^2}{\mathcal{M}_{3j}^2} H \left(\frac{m_{t_1}^2}{\mathcal{M}_{3j}^2}; \frac{m_{t_2}^2}{\mathcal{M}_{3j}^2}; \frac{m_t^2}{\mathcal{M}_{3j}^2} \right) \tag{19}$$

where the definition of the 2-loop function H can be found in [14].

The full form of all necessary fermion-sfermion-chargino/neutralino vertices can be found in Appendix A. In Appendix B we give also mass insertion expressions for the quark electric and chromoelectric dipole moments. Although somewhat more complicated than in the case of leptons, they are very useful for qualitative understanding of the neutron EDM behaviour.

3.2 Limits on phases

The neutron EDM depends on more phases than the electron EDM. All electric and chromoelectric dipole moments depend on the common phase, but some of them are proportional to $\tan \beta$ and others to $\cot \beta$, hence the limit on phase does not scale simply like $1/\tan \beta$, as it was in the electron case. In addition, the quark moments depend on the phases of the two LR mixing parameters of the first generation of squarks, A_d and A_u . The gluonic chromoelectric dipole moment depends in principle on all A parameters and squark masses, but contributions from different squark generation are weighted by the respective fermion mass, so we take into account only the dominant stop contribution, dependent on the A_t parameter.

In practice, the analysis of the dependence of the neutron EDM on SUSY parameters appears less complicated than suggested by the above list, as some of the parameters have small numerical importance. As discussed below, the result is most sensitive to the squark masses of the first generation (left and right), gaugino masses, $j = 1, 2, 3$, A_u , A_d and $\tan \beta$.

The number of free parameters can be further reduced by assuming GUT unification with universal boundary conditions. Such a variant was thoroughly discussed in [6, 7], so we do not repeat the full RGE analysis here, however its results can be qualitatively read also from the figures presented in this section. This can be done with the use of the following observations:

- i) As mentioned above, the neutron EDM is sensitive mostly to the masses of the first generation of squarks. Assuming universal sfermion masses at the GUT scale one can to a good approximation keep them degenerate also at M_Z scale. The remnant of the GUT evolution is their relation to the gaugino masses: $m_Q^2 = m_D^2 = m_U^2 = m_0^2 + 6.5M_{1=2}^2$, $m_0^2 + 10M_2^2$, which leads to the relation $m_Q = m_U = m_D = 3M_2$.
- ii) The phase does not run. The β itself runs weakly, it means that $\tan \beta$ also runs weakly. It is a free parameter anyway.
- iii) The imaginary parts of the first generation A parameters, $\text{Im } A_u$ and $\text{Im } A_d$, do not run, apart from the small corrections proportional to the Yukawa couplings of light fermions. Real parts of A_u and A_d run approximately in the same way. Therefore universal boundary conditions at the GUT scale lead simply to $A_u = A_d$ at the M_Z scale.
- iv) RGE running suppresses the A_t phase (present in the chromoelectric dipole moment of gluons C_g). Therefore, the low energy constraints are easy to satisfy even with large A_t at the GUT scale. The limits on A_t at the electroweak scale appear themselves to be rather weak.

v) With universal gaugino masses and phases, $M_1 = M_2 = M_3$, the common gaugino phase can be completely rotated away.

Using i)-v) one can use our plots for the universal GUT case, just assuming common A_t phase, neglecting A_t and looking at the part of plots for which $m_Q = 3M_2$. Actually, in all Figures of this Section we keep degenerate squark mass parameters $M_Q = M_D = M_U$, so that the physical masses differ by D-terms only. We plot the results in terms of the physical mass of the D-squark m_D .

We consider first the limits on the ϕ phase, neglecting the possibility of A cancellations. In Fig. 16 (analogous to Fig. 6) we show where the generic limits for the ϕ phase given by the neutron EDM are strong. We plot there the area where the limit on $j \sin \phi$ given separately by each of the contributions present in eq.(14) is stronger than 0.2 or 0.05 (in addition we consider separately the chargino, neutralino and gluino contributions to E_d). For small j , M_2 , squark masses $m_Q = m_D = m_U > 800$ (400) GeV are required to avoid the assumed limits. Comparing to the electron case, one can observe faster increase of the necessary minimum m_Q with increasing j —this may be attributed to the fact that the terms proportional to j (see eqs. (B.30-B.33)) are now generated by gluino exchange diagrams and have larger amplitude than the analogous neutralino contributions to the electron EDM.

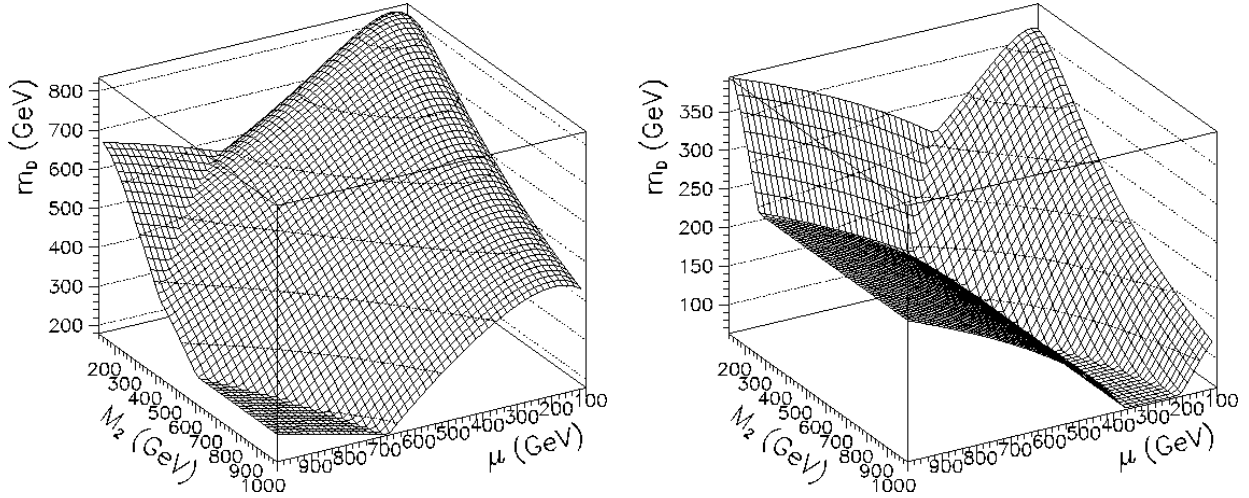


Figure 16: Regions for which generic limits on $j \sin \phi$ given by neutron EDM are stronger than, respectively, 0.2 (left plot) and 0.05 (right plot). Degenerate squark masses and GUT related $M_1; M_2; M_3$ assumed.

The dominant contributions to the coefficient multiplying $\sin \phi$ come from the first term of eq. (14), i.e. from the d-quark electric dipole moment, as illustrated in Fig. 17. The only exception is large j and light gauginos case, where also C_d becomes comparable to the

other term. In principle, relative importance of various contributions changes with $\tan\beta$, as $E_d; C_d$ are proportional to $\tan\beta$ and $E_u; C_u; C_g$ to $\cot\beta$. However, E_d and eventually C_d always dominate and the phase coefficient scales again, like in the electron case, as $\tan\beta$ (Fig. 17 has been done for $\tan\beta = 2$). The important difference with the electron case

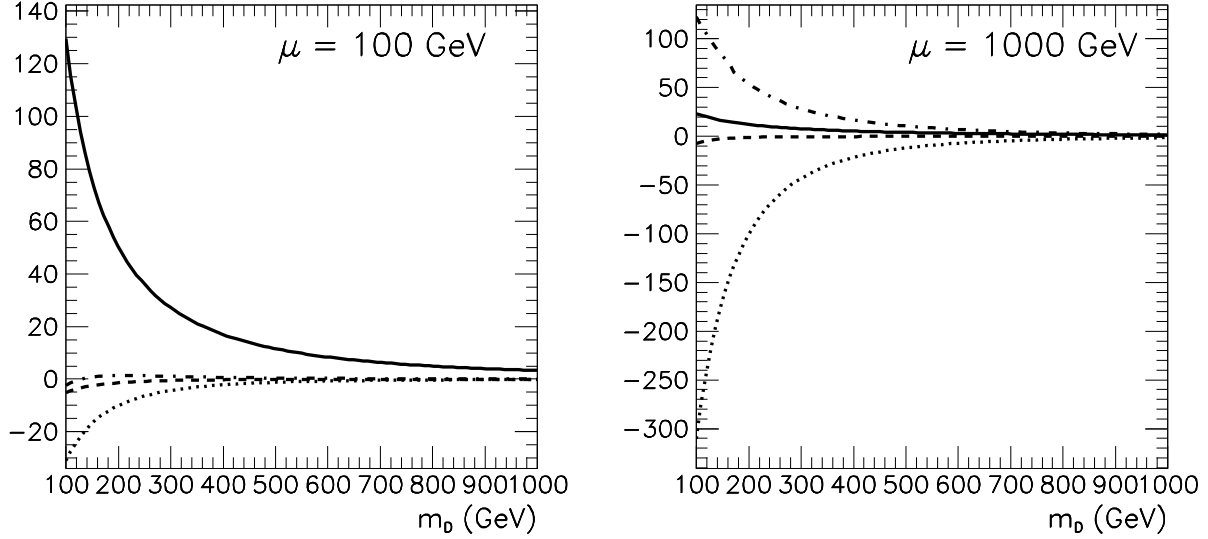


Figure 17: Contributions to $\sin\theta \tan\theta$ coefficient in the neutron EDM, normalized to (divided by) the experimental limit. Solid, dashed, dotted line: chargino, neutralino and gluino contributions to E_d ; dotted-dashed line: $E_u + C_d + C_u + C_g$ summed up. $M_2 = 100$ GeV, $M_1; M_2; M_3$ GUT-related, $A_i = 0$ and degenerate squark masses assumed.

is caused by the presence of the gluino exchange diagrams. As discussed in the previous section, under the assumption of the gaugino masses (and phases) universality, there is no possibility of cancellation of the phase coefficient in the E_e . In the E_d case, the signs of the dominant chargino and gluino contributions are different. Cancellations are possible for large j values, when chargino diagram is suppressed and comparable with the gluino contributions and occur for some values of M_2/m_D ratio. This is illustrated in Fig. 18 where we plot limits on $j \sin\theta \tan\theta$ on $m_D - M_2$ plane. As shown in the right plot of Fig. 18, for large j there exist a range of $m_D - M_2$ where the limits disappear. In general MSSM with unrelated parameters cancellations can always be achieved by fine-tuning mass parameter ratios M_2/M_3 and $m_Q/m_U, m_Q/m_D$ ratios even if all gauginos have common universal phase. The required precision of such a fine-tuning decreases with increasing squark and gaugino masses.

Further differences with the electron case may be observed also in the structure of possible

A cancellations. For E_e the term proportional to A_e originates from the neutralino exchange diagram. For the neutron, additional contributions proportional to A_u, A_d and

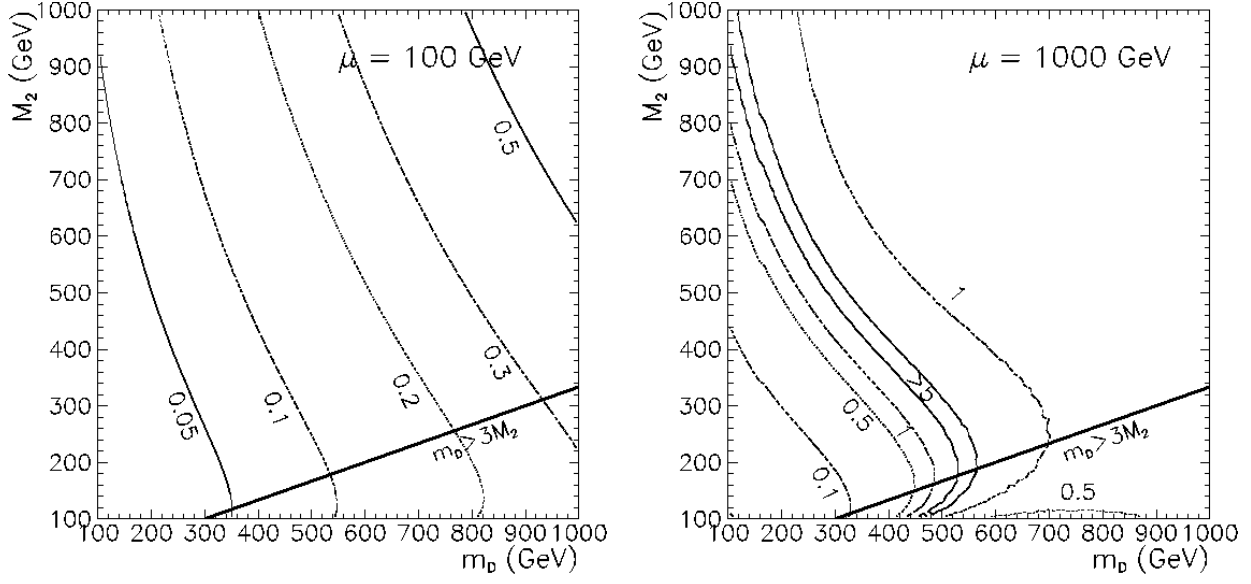


Figure 18: Limits on $j \sin j \tan$ given by the neutron EDM measurements. $A_u = A_d = A_t = 0$ assumed.

A_t are given by the diagrams with gluino exchange and they have larger magnitude than those induced by neutralino loops, as illustrated in Fig. 19 (this effect is particularly strong for large j and light gauginos). This means that, on the one hand constraints on the A_I phases are somewhat stronger than in the electron case but, on the other hand, smaller A_I values are necessary for cancellations. For small j $j \approx 100$ GeV one needs $A_e = m_E \approx 14$ but only $A_d = m_D \approx A_u = m_U \approx 7$. Furthermore, in unconstrained MSSM we have bigger freedom because of several different A_i parameters present in the formulae for E_n . Contributions proportional to $A_u; A_t$, coming from $E_u; C_u$ and C_g , are more important comparing to those given by the $E_d; C_d$ as they are not suppressed by the relative factor \cot^2 (like it is for the ϕ phase). Therefore, one has to take into account all A_i phases. In Fig. 20 (compare Fig. 10) we plot the regions of $m_D - M_1$ plane allowed by the neutron EDM measurement assuming $\phi = A_d = A_u = \phi = 2$ and various values of $A_u = m_U = A_d = m_D$.

The overall conclusion is that eventual cancellations in neutron EDM are more likely than in the electron case. They are possible for the ϕ phase itself even if all other M_i and A_I phases vanish. They require somewhat less fine-tuning when one considers A phases cancellations. Furthermore, assuming non-universal A_i parameters it is possible to suppress simultaneously both E_e and E_n values below the experimental constraints, at the cost of rather strong fine-tuning if the SUSY mass parameters are light.

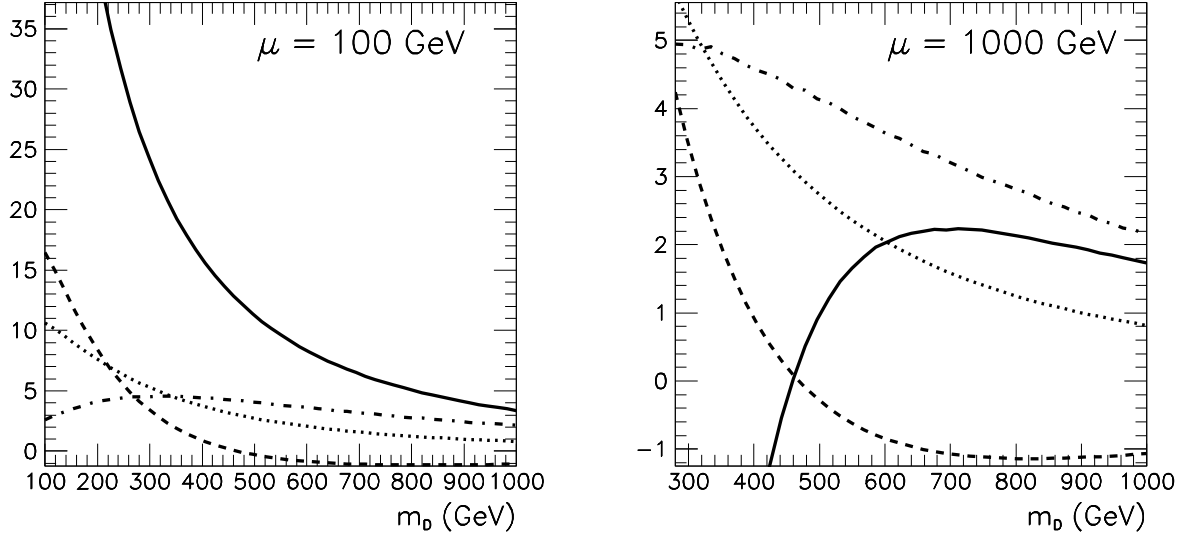


Figure 19: Coefficients of $\sin \beta \tan \beta$, $A_d/m_D \sin A_d$, $A_u/m_U \sin A_u$ and $A_t/m_T \sin A_t$ terms in the neutron EDM (solid, dashed, dotted and dashed-dotted lines respectively). M_1, M_2, M_3 GUT-related and degenerate squark masses assumed.

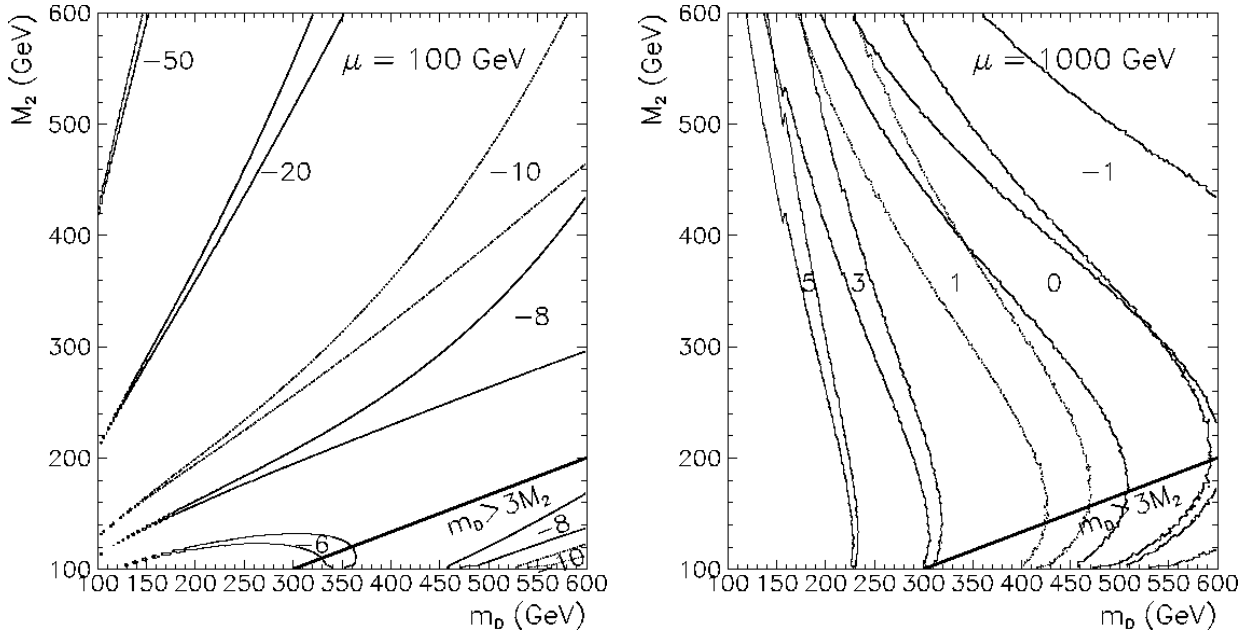


Figure 20: Regions of $m_D - M_1$ plane allowed by the neutron EDM measurement assuming "maximal" CP violation ($A_d = A_u = A_t = 0$), various values of $A_d/m_D = A_u/m_U = A_t/m_T$ (marked on the plots), $A_t = 0$, $m_Q = m_U = m_D$ and $M_1 = M_2 = M_3$.

4 phase dependence of κ , m_B and b_1 's

Analysing the dependence of $\kappa^0 \kappa^0$ and $B\bar{B}$ mixing on the SUSY phases, we assume that there is no flavour violation in the squark mass matrices, so that only chargino and charged Higgs contributions to the matrix element do not vanish (gluino and neutralino contributions are always proportional to the flavour off-diagonal entries in the squark mass matrices). Furthermore, only chargino exchange contribution depends on the ϕ , M_2 and A phases and is interesting for our analysis. The leading chargino contribution is proportional to the $d_L^I d_L^J d_L^I d_L^J$ matrix element and has the form :

$$(\mathcal{M}_C)_{LLLL} = \frac{1}{8} \sum_{P,Q,R,S;i,j,k,l}^X \kappa^{IP} \kappa^{IR} \kappa^{JQ} \kappa^{JS} (V_{d\bar{u}C})_L^{Pki} (V_{d\bar{u}C})_L^{Rlj} (V_{d\bar{u}C})_L^{Sli} (V_{d\bar{u}C})_L^{Qkj} D_2(m_{C_1}^2; m_{C_j}^2; m_{U_k}^2; m_{U_l}^2) \quad (20)$$

where one should put $I = 2; J = 1$ for $\kappa^0 \kappa^0$ mixing, $I = 3; J = 1$ for $B_d \bar{B}_d$ mixing and $I = 3; J = 2$ for $B_s \bar{B}_s$ mixing (see Appendix A for the expression for loop function D_2).

In order to analyse the dependence of the matrix element (20) on the phases, we consider the simplest case of flavour-diagonal and degenerate up-squark mass and L-R mixing matrices and $j = M_2 = 2M_Z$. In this case we can expand the matrix element in the mass insertion approximation, both in the sfermion and chargino sectors, as described in Appendix B. The eq. (20) gives in such approximation:

$$\begin{aligned} (\mathcal{M}_C)_{LLLL} &= \frac{1}{8} \kappa^{YU} \kappa^{2K} \sum_{JI}^h D_2(j^2; j^2; m_U^2; m_U^2) \\ &+ 8M_W^2 \text{Re}[(\cos\phi + M_2 \sin\phi)(\cos\phi + A_U^2 \sin\phi)] \\ &\frac{\partial}{\partial m_U^2} \frac{D_2(j^2; j^2; m_U^2; m_U^2) - D_2(j^2; M_2^2; m_U^2; m_U^2)}{j^2 - M_2^2} \quad (21) \end{aligned}$$

κ and m_B are proportional, respectively, to the imaginary and real part of the matrix element. One can see immediately from the equation above that in the leading order it is sensitive only to j and to the real parts of the M_2 , A_U and $M_2 A_U^2$ products, i.e. to cosines of the appropriate phase combinations, not sines of them like it was in the EDM case. Eventual effects of the phases can be thus visible only for large phase values. Even then, they are suppressed by M_W^2/m_U^2 ratio and small numerical coefficient multiplying them. An example of the κ dependence on the ϕ and A_U phases (based on exact expression (20) and assuming M_2 to be real) is presented in Fig. 21. As can be seen from the Figure, even for light SUSY particle masses the change of the κ value with variation of ϕ and A phases is smaller than 5%.

Recently the potential importance of non-leading chargino contributions to κ and $B\bar{B}$ mixing (proportional to LLRR and RRRR matrix elements) was discussed in the literature [15].

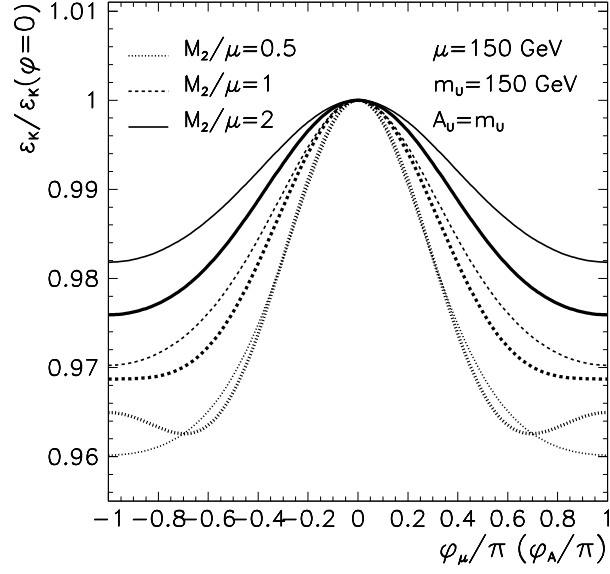


Figure 21: Dependence of ε_K on φ_μ and A_u phases, normalized to $\varepsilon_K = \varepsilon_K(\varphi_\mu = \varphi_A = 0)$ case. Thin lines: dependence on φ_μ for $A_u = 0$, thick lines: dependence on A_u for $\varphi_\mu = 0$.

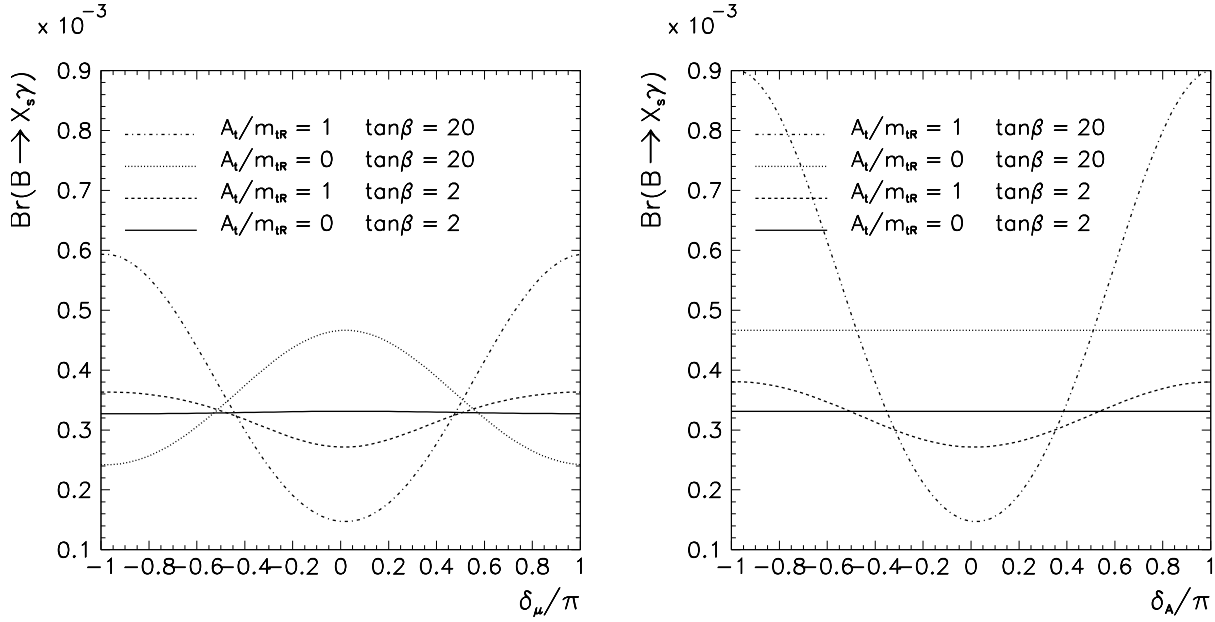


Figure 22: Dependence of $\text{Br}(B \rightarrow X_s \gamma)$ on δ_μ and A_t phases for $m_A = 500 \text{ GeV}$, $m_{H^\pm} = 200 \text{ GeV}$, $m_{\tilde{t}_L} = 300 \text{ GeV}$, $m_{\tilde{t}_R} = 100 \text{ GeV}$.

Such contributions are suppressed by the factor $m_s^2 (m_b^2) \tan^2 \beta \approx M_W^2$ for $K^0 \bar{K}^0$ ($B \bar{B}$) mixing. Therefore they can be significant only for large $\tan \beta$ values. Demir et al. [15] estimate that $\epsilon_K \approx 3 \cdot 10^{-4}$ can be obtained solely due to the supersymmetric phases of μ and A_t , assuming vanishing Kobayashi-Maskawa phase $\epsilon_{KM} = 0$. It requires however large $\tan \beta = 60$, large phases $A_t = 2$ and light stop and chargino: in the example they give $m_{\tilde{t}_1} = m_{\tilde{t}_2} = 125 \text{ GeV}$, $m_{\tilde{t}_L} = m_{\tilde{t}_R} = 150 \text{ GeV}$, $m_{\tilde{t}_1} = 250 \text{ GeV}$, what gives physical masses $m_{\tilde{t}_1} = 83 \text{ GeV}$, $m_{\tilde{c}_1} = 80 \text{ GeV}$. As follows from our discussion in sections 2 and 3, it is rather unlikely, although not completely impossible, to avoid limits on ϵ_K phase for light SUSY spectrum and simultaneously large $\tan \beta$ (limits on ϵ_K phase are inversely proportional to $\tan \beta$). The generic limits are in such a case very tight, so in order to avoid them one needs strong fine tuning and large cancellations between various contributions. For example, assuming the above set of parameters, universal gaugino masses and phases, $m_E = m_U = m_D = 200 \text{ GeV}$, $A_u = A_d$, $A_i = 2$ one needs very large $m_{\tilde{e}} = m_E = 750$ and $m_{\tilde{u}} = m_U = m_{\tilde{d}} = m_D = 180$ in order to avoid the limits from the electron and neutron EDM measurements. Alternatively, one can keep smaller A_i but give up the assumption of gaugino mass universality and adjust precisely their masses and relative phases. In each case, a very peculiar choice of parameters is required to fulfill simultaneously experimental measurements of ϵ_K and EDM's if one choose to keep $\epsilon_{KM} = 0$.

Because of the weak dependence of ϵ_K and m_B on favour conserving supersymmetric CP phases (excluding possibly very large $\tan \beta$ case), the determination of the KM matrix phase ϵ_{KM} (see e.g. [16]) is basically unaffected by their eventual presence. However, one should remember that the KM phase determination in the MSSM depends on the chargino and charged Higgs masses and mixing angles, even if not on their phases.

In contrast to ϵ_K and m_B , $b \rightarrow s$ decay appears to depend strongly on the μ and A_t phases. This is illustrated in Fig. 22. Exact formulae for thematrix element for $b \rightarrow s$ decay can be found e.g. in [16]. Expansion in the sfermion and chargino/neutralino mass insertions (assuming degenerate stop masses) gives the following approximate result for the so-called $C_7^{(0)}$ coefficient, which primarily defines the size of $\text{Br}(B \rightarrow X_s \gamma)$:

$$C_7^{(0)}(M_W) = \frac{1}{12j^2 \sin^2 \beta} f_1\left(\frac{m_t^2}{j^2}\right) - \frac{M_W^2}{6M_{2f}^4} f_1^0\left(\frac{m_t^2}{M_{2f}^2}\right) - \frac{(j^2 \cot^2 \beta + A_t^2)}{3j^4 \sin^2 \beta} f_2^0\left(\frac{m_t^2}{j^2}\right) \\ - \frac{M_W^2 \text{Re}[(\cot^2 \beta + A_t^2)(\cot^2 \beta + M_{2f}^2)]}{3(M_{2f}^2 - j^2)} \left[\frac{f_1^0(\frac{m_t^2}{M_{2f}^2})}{M_{2f}^4} - \frac{f_1^0(\frac{m_t^2}{j^2})}{j^4} \right] \\ + \frac{M_W^2}{3(M_{2f}^2 - j^2)} \left[\frac{f_2^0(\frac{m_t^2}{M_{2f}^2})}{4M_{2f}^4} - \frac{f_2^0(\frac{m_t^2}{j^2})}{j^4} \right] \tan \beta + M_{2f}^2 \left[\frac{f_2^0(\frac{m_t^2}{M_{2f}^2})}{M_{2f}^4} - \frac{f_2^0(\frac{m_t^2}{j^2})}{j^4} \right] \frac{1}{A} \quad (22)$$

where

$$\begin{aligned} f_1(x) &= \frac{x(3x-2)}{(1-x)^4} \log x + \frac{8x^2+5x-7}{(1-x)^3} \\ f_2(x) &= \frac{x(3x-2)}{(1-x)^3} \log x - \frac{x(5x-3)}{2(1-x)^2} \end{aligned} \quad (23)$$

Expression (23) contains terms proportional to both real and imaginary parts of the μ and A_t parameters. However, the branching ratio $\text{Br}(B \rightarrow X_s \gamma)$ depends on $\text{Im}(\mathcal{C}_7^{(0)}(M_W))^2$ which, like in the K case, depends mainly on the real parts of the μ and A_t parameters, i.e. on cosines of the phases. This is clearly visible in Fig. 22. However, contrary to the K case, this dependence is quite strong and growing with increase of $\tan \beta$ and of the stop LR-mixing A_t parameter. Also, as follows from the discussion in the previous Section, the limits on A_t phase are rather weak, independently on $\tan \beta$, so one can expect large effects of this phase in $\text{Br}(B \rightarrow X_s \gamma)$ decay.

5 Conclusions

In this paper we have reanalyzed the constraints on the phases of flavour conserving supersymmetric couplings that follow from the electron and neutron EDM measurements. Also, we have discussed the dependence on those phases of κ , m_B and the branching ratio for $b \rightarrow s \gamma$. We find that the constraints on the phases (particularly on the phase of μ and of the gaugino masses) are generically strong $\sim 10^2$ if all relevant supersymmetric masses are light, say $\lesssim O(500 \text{ GeV})$. However, we also find that the constraints disappear or are substantially relaxed if just one of those masses, e.g. slepton mass, is large, $m_E \gtrsim O(1 \text{ TeV})$. Thus, the phases can be large even if some masses, e.g. the chargino masses, are small.

In the parameter range where the constraints are generically strong, there exist fine-tuned regions where cancellations between different contributions to the EDM can occur even for large phases. However, such cancellations have no obvious underlying symmetry principle. From the low energy point of view they look purely accidental and require not only A ,

M_{gaugino} or M_1 M_2 phase adjustment but also strongly correlated with the phases and among them selves values of soft mass parameters. Therefore, with all soft masses, say,

$\lesssim O(1 \text{ TeV})$ models with small phases look like the easiest solution to the experimental EDM constraints. This conclusion becomes stronger the higher is the value of $\tan \beta$, as the constraints on μ phase scale as $1/\tan \beta$, and will be substantially stronger also for low $\tan \beta$ after order of magnitude improvements in the experimental limits on EDM's. Nevertheless, since the notion of fine tuning is not precise, particularly from the point of view of GUT models, it is not totally inconceivable that the rationale for large cancellations exists in the

large energy scale physics (in a very recent paper [17] it is pointed out that non-universal gaugino phases necessary (but not sufficient) for large cancellations can be obtained in some String I type models). Therefore all experimental bounds on the supersymmetric parameters should include the possibility of large phases even if with large cancellations, to claim full model independence.

The dependence of κ and m_B on the supersymmetric phases is weak and gives no clue about their values. Hence, the κ_M determination remains essentially unaffected. Large effects may be observed in $b \rightarrow s$ decay, but, apart from the ϕ and A_t phases, $b \rightarrow s$ amplitude depends on many free mass parameters, including Higgs mass and masses of the squarks of the third generation.

Appendix A Conventions and Feynman rules

For easy comparison with other references we spell out our conventions. They are similar to the ones used in ref. [18]. The MSSM matter fields form chiral left-handed superfields in the following representations of the $SU(3) \times SU(2) \times U(1)$ gauge group (the generation index is suppressed):

Scalar field	Weyl Fermion field	$SU(3)$	$SU(2)$	$U(1)$ representation
$L = \begin{pmatrix} \tilde{\nu} \\ E \end{pmatrix}$	$l = \begin{pmatrix} \nu \\ e \end{pmatrix}$			$(0; 2; -1)$
$E^c = \begin{pmatrix} \bar{e} \end{pmatrix}$	$e^c = \begin{pmatrix} \bar{\nu} \end{pmatrix}$			$(0; 0; 2)$
$Q = \begin{pmatrix} U \\ D \end{pmatrix}$	$q = \begin{pmatrix} u \\ d \end{pmatrix}$			$(3; 2; \frac{1}{3})$
$D^c = \begin{pmatrix} \bar{u} \end{pmatrix}$	$d^c = \begin{pmatrix} \bar{d} \end{pmatrix}$			$(3; 0; \frac{2}{3})$
$U^c = \begin{pmatrix} \bar{d} \end{pmatrix}$	$u^c = \begin{pmatrix} \bar{u} \end{pmatrix}$			$(3; 0; -\frac{4}{3})$
$H^1 = \begin{pmatrix} H_1^1 \\ H_2^1 \end{pmatrix}$	$\tilde{H}^1 = \begin{pmatrix} \tilde{H}_1^1 \\ \tilde{H}_2^1 \end{pmatrix}$			$(0; 2; -1)$
$H^2 = \begin{pmatrix} H_1^2 \\ H_2^2 \end{pmatrix}$	$\tilde{H}^2 = \begin{pmatrix} \tilde{H}_1^2 \\ \tilde{H}_2^2 \end{pmatrix}$			$(0; 2; 1)$

Two $SU(2)$ -doublets can be contracted into an $SU(2)$ -singlet, e.g. $H^1 H^2 = \epsilon_{ij} H_i^1 H_j^2 = H_1^1 H_2^2 + H_2^1 H_1^2$ (we choose $\epsilon_{12} = 1$; lower indices (when present) will label components of $SU(2)$ -doublets). The superpotential and the soft terms are defined as:

$$W = W_0 + W_{CP} \quad (A.1)$$

$$W_0 = Y_e H^1 L E + Y_d H^1 Q D + Y_u H^2 Q U \quad (A.2)$$

$$W_{CP} = H^1 H^2 \quad (A.3)$$

$$L_{\text{soft}} = L_{\text{soft } 0} + L_{\text{soft } CP} \quad (A.4)$$

$$L_{\text{soft } 0} = M_{H^1}^2 H^1 Y H^1 + M_{H^2}^2 H^2 Y H^2 + L^Y M_L^2 L + E^{cY} M_E^2 E^c + Q^Y M_Q^2 Q + D^{cY} M_D^2 D^c + U^{cY} M_U^2 U^c \quad (A.5)$$

$$L_{\text{soft } CP} = \frac{1}{2} M_3 G^a G^a + M_2 \tilde{W}^i \tilde{W}^i + M_1 \tilde{B} \tilde{B} + m_{12}^2 H^1 H^2 + Y_e A_e H^1 L E^c + Y_d A_d H^1 Q D^c + Y_u A_u H^2 Q U^c + H.c. \quad (A.6)$$

where we divided all terms into two subclasses, collecting in W_{CP} and $L_{\text{soft } CP}$ those of them which may contain flavour-diagonal CP breaking phases. We also extracted Yukawa coupling matrices from the definition of the A_I coefficients.

In general, the Yukawa couplings and the masses are matrices in the flavour space. Rotating the fermion fields one can diagonalize the Yukawa couplings (and simultaneously fermion mass matrices). This procedure is well known from the Standard Model: it leads to the appearance of the Kobayashi-Maskawa matrix K in the charged current vertices. In the MSSM, simultaneous parallel rotations of the fermion and sfermion fields from the same supermultiplets lead to so-called "super-KM" basis, with flavour diagonal Yukawa couplings and neutral current fermion and sfermion vertices. As we neglect flavour violation effects in this paper, we give all the expressions already in the super-KM basis (see e.g. [16] for a more detailed discussion).

The diagonal fermion mass matrices are connected with Yukawa matrices by the formulae:

$$m_l = \frac{V_1}{2} Y_l \quad m_u = \frac{V_2}{2} Y_u \quad m_d = \frac{V_1}{2} Y_d$$

The physical Dirac chargino and Majorana neutralino eigenstates are linear combinations of left-handed W inos, B inos and Higgsinos

$$C_i^+ = \frac{iZ_{i1}^+ \tilde{W}^+ + Z_{i2}^+ \tilde{H}_2^1}{iZ_{i1} \tilde{W} + Z_{i2} \tilde{H}_1^2} \quad (A.7)$$

where $\tilde{W} = (\tilde{W}^1 \quad \tilde{W}^2)^T$.

$$N_i^0 = \frac{iZ_N^{i1} \tilde{B} + iZ_N^{i2} \tilde{W}^3 + Z_N^{i3} \tilde{H}_1^1 + Z_N^{i4} \tilde{H}_2^2}{iZ_N^{i1} \tilde{B} + iZ_N^{i2} \tilde{W}^3 + Z_N^{i3} \tilde{H}_1^1 + Z_N^{i4} \tilde{H}_2^2} \quad (A.8)$$

The unitary transformations Z^+ , Z^- and Z_N diagonalize the mass matrices of these fields

$$M_C = Z^T \begin{pmatrix} M_2 & \frac{gv_2}{2} \\ \frac{gv_1}{2} & 0 \end{pmatrix} Z^+ \quad (A.9)$$

and

$$M_N = Z_N^T \begin{pmatrix} 0 & M_1 & 0 & \frac{g^0 v_1}{2} & \frac{g^0 v_2}{2} \\ 0 & 0 & M_2 & \frac{g v_1}{2} & \frac{g v_2}{2} \\ \frac{g^0 v_1}{2} & \frac{g v_1}{2} & 0 & 0 & 0 \\ \frac{g^0 v_2}{2} & \frac{g v_2}{2} & 0 & 0 & 0 \end{pmatrix} Z_N \quad (A.10)$$

4-component gluino field \mathfrak{g} is defined as

$$\mathfrak{g}^a = \frac{\tilde{G}^a}{iG^a} \quad (A.11)$$

The sfermion mass matrices in the super-KM basis have the following form :

$$\begin{aligned} M_U^2 &= \begin{pmatrix} 0 & K M_Q^2 K^Y + m_u^2 & \frac{\cos 2}{6} (M_Z^2 - 4M_W^2) \hat{1} & m_u (\cot \beta \hat{1} + A_u^?) \\ m_u (\cot \beta \hat{1} + A_u) & M_U^2 + m_u^2 + \frac{2 \cos 2}{3} (M_Z^2 - M_W^2) \hat{1} & 0 & 0 \end{pmatrix} \\ M_D^2 &= \begin{pmatrix} 0 & M_Q^2 + m_d^2 & \frac{\cos 2}{6} (M_Z^2 + 2M_W^2) \hat{1} & m_d (\tan \beta \hat{1} + A_d^?) \\ m_d (\tan \beta \hat{1} + A_d) & M_D^2 + m_d^2 + \frac{\cos 2}{3} (M_Z^2 - M_W^2) \hat{1} & 0 & 0 \end{pmatrix} \\ M_L^2 &= \begin{pmatrix} 0 & M_L^2 + m_e^2 + \frac{\cos 2}{2} (M_Z^2 - 2M_W^2) \hat{1} & m_e (\tan \beta \hat{1} + A_e^?) \\ m_e (\tan \beta \hat{1} + A_e) & M_R^2 + m_e^2 + \frac{\cos 2}{2} (M_Z^2 - M_W^2) \hat{1} & 0 & 0 \end{pmatrix} \\ M_{\tilde{\nu}}^2 &= M_L^2 + \frac{\cos 2}{2} M_Z^2 \hat{1} \end{aligned} \quad (A.12)$$

where θ_W is the Weinberg angle and $\hat{1}$ stands for the 3×3 unit matrix.

Throughout this paper we assume that there is no flavour and CP violation due to the flavour mixing in the sfermion mass matrices, i.e. matrices $M_I^2; A_I$ are diagonal in the super-KM basis. However, one should remember that in this basis mass matrices of the left up and down squarks are connected due to gauge invariance [16]. This means that it is impossible to set all the $(M_{IJ}^2)_{LL}$ to zero simultaneously, unless $M_Q^2 = \hat{1}$.

The matrices $M_{\tilde{\nu}}^2, M_L^2, M_U^2$ and M_D^2 can be diagonalized by additional unitary matrices Z (3×3) and Z_L, Z_U, Z_D (6×6), respectively

$$\begin{aligned} M_{\tilde{\nu}}^2 \text{diag} &= Z^Y M_{\tilde{\nu}}^2 Z \\ M_L^2 \text{diag} &= Z_L^Y M_L^2 Z_L \\ M_U^2 \text{diag} &= Z_U^Y M_U^2 Z_U \\ M_D^2 \text{diag} &= Z_D^Y M_D^2 Z_D \end{aligned} \quad (A.13)$$

The physical (mass eigenstates sfermions) are then defined in terms of super-KM basis fields (A.1) as:

$$\tilde{\nu} = Z^Y \tilde{\nu}_0 \quad \tilde{L} = Z_L^Y \begin{pmatrix} E \\ E^c \end{pmatrix} \quad \tilde{U} = Z_U^Y \begin{pmatrix} U \\ U^c \end{pmatrix} \quad \tilde{D} = Z_D^Y \begin{pmatrix} D \\ D^c \end{pmatrix} \quad (A.14)$$

In order to compactify notation, it is convenient to split 6×6 matrices $Z_L; Z_U; Z_D$ into 3×3 sub-blocks:

$$Z_X^{Ii} \quad Z_{X L}^{Ii} \quad Z_X^{I+3;i} \quad Z_{X R}^{Ii} \quad I = 1::3; i = 1::6 \quad (A.15)$$

(the index i numbers the physical states). Formally $Z_{X L}$ and $Z_{X R}$ are projecting respectively left and right fermion fields in the super-KM basis into mass eigenstate fields.

Using the notation of this Appendix, one gets for the Feynman rules in the mass eigenstate basis:

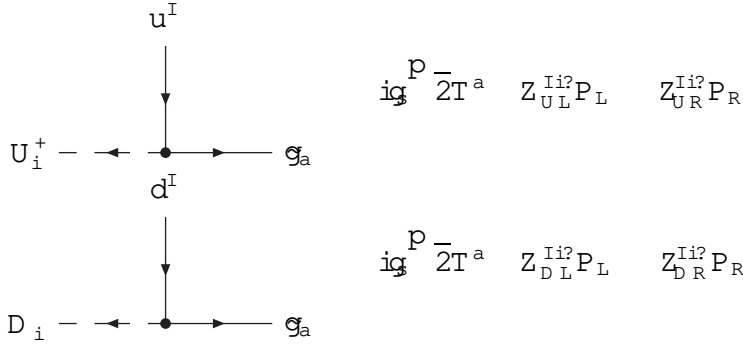
1) Charged current vertices:

$$\begin{array}{l} \begin{array}{c} e^I \\ \downarrow \\ \sim^J - \bullet \rightarrow (C_j^+)^c \end{array} \quad i^h g_2 Z_{1j}^+ P_L + Y_1^I Z_{2j} P_R \quad Z_{\sim}^{IJ?} \\ \begin{array}{c} d^I \\ \downarrow \\ U_i^+ - \bullet \rightarrow (C_j^+)^c \end{array} \quad i^h g_2 Z_{UL}^{Ji} Z_{1j}^+ + Y_u^J Z_{UR}^{Ji} Z_{2j}^+ P_L - Y_d^I Z_{UL}^{Ji} Z_{2j} P_R \quad K^{JI} \\ \begin{array}{c} u^J \\ \downarrow \\ D_i - \bullet \rightarrow C_j^+ \end{array} \quad i^h g_2 Z_{DL}^{Ii?} Z_{1j}^+ + Y_d^I Z_{DR}^{Ii?} Z_{2j} P_L + Y_u^J Z_{DL}^{Ii?} Z_{2j}^+ P_R \quad K^{JI?} \end{array}$$

2) Neutral current vertices:

$$\begin{array}{l} \begin{array}{c} e^I \\ \downarrow \\ L_i - \bullet \rightarrow N_j^0 \end{array} \quad i^h \left[\frac{1}{2} Z_{LL}^{Ii?} g_1 Z_N^{1j} + g_2 Z_N^{2j} + Y_1^I Z_{LR}^{Ii?} Z_N^{3j} P_L \right. \\ \quad \left. + \frac{g_1}{2} Z_{LR}^{Ii?} Z_N^{1j?} + Y_1^I Z_{LL}^{Ii?} Z_N^{3j?} P_R \right] \\ \begin{array}{c} u^I \\ \downarrow \\ U_i^+ - \bullet \rightarrow N_j^0 \end{array} \quad i^h \left[\frac{1}{2} Z_{UL}^{Ii?} \frac{g_1}{3} Z_N^{1j} + g_2 Z_N^{2j} + Y_u^I Z_{UR}^{Ii?} Z_N^{4j} P_L \right. \\ \quad \left. + \frac{2g_1}{3} Z_{UR}^{Ii?} Z_N^{1j?} + Y_u^I Z_{UL}^{Ii?} Z_N^{4j?} P_R \right] \\ \begin{array}{c} d^I \\ \downarrow \\ D_i - \bullet \rightarrow N_j^0 \end{array} \quad i^h \left[\frac{1}{2} Z_{DL}^{Ii?} \frac{g_1}{3} Z_N^{1j} + g_2 Z_N^{2j} + Y_d^I Z_{DR}^{Ii?} Z_N^{3j} P_L \right. \\ \quad \left. + \frac{g_1}{3} Z_{DR}^{Ii?} Z_N^{1j?} + Y_d^I Z_{DL}^{Ii?} Z_N^{3j?} P_R \right] \end{array}$$

3) Neutral current vertices with strong coupling constant:



Finally, we give here explicit formulae for the loop functions. Three point functions $C_{11}; C_{12}$ are defined as:

$$\frac{1}{(2\pi)^4} \int \frac{d^4 k}{k^2 - m_1^2} \frac{k}{[(p+k)^2 - m_1^2][(k+p+q)^2 - m_2^2]} = \frac{1}{(4\pi)^2} [p C_{11}(m_1^2; m_2^2) + q C_{12}(m_1^2; m_2^2)] \quad (\text{A.16})$$

$$C_{11}(x; y) = \frac{x + 3y}{4(x - y)^2} + \frac{y^2}{2(x - y)^3} \log \frac{y}{x} \quad (\text{A.17})$$

$$C_{12}(x; y) = \frac{x + y}{2(x - y)^2} - \frac{xy}{(x - y)^3} \log \frac{y}{x} \quad (\text{A.18})$$

The four point loop function D_2 has the form

$$D_2(v; x; y; z) = \frac{x^2}{(x - v)(x - y)(x - z)} \log \frac{x}{v} - \frac{y^2}{(y - v)(y - x)(y - z)} \log \frac{y}{v} + \frac{z^2}{(z - v)(z - x)(z - y)} \log \frac{z}{v} \quad (\text{A.19})$$

Appendix B Feynman rules for mass insertion calculations

We list below the Feynman rules necessary to calculate contributions to lepton EDM in the mass insertion approximation. We treat now off-diagonal terms in chargino and neutralino mass matrices (proportional to $v_1; v_2$) as the mass insertions. In order to reduce remaining charged and neutral SUSY fermion mass terms to their canonical forms:

$$\bar{j} \tilde{H} \tilde{H} = \frac{1}{2} \bar{j} \tilde{H}_i^0 \tilde{H}_i^0 + \tilde{M}_2 \overline{\tilde{W}} \tilde{W} + \frac{1}{2} \tilde{M}_2 \overline{\tilde{W}}^0 \tilde{W}^0 + \frac{1}{2} \tilde{M}_1 \overline{\tilde{B}}^0 \tilde{B}^0 \quad (\text{B.20})$$

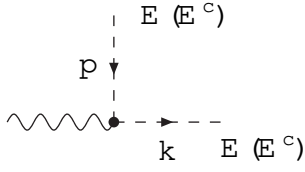
we define the 4-component spinor fields in terms of the initial 2-component spinors as:

$$\tilde{W} = \frac{1}{\sqrt{2}} \begin{pmatrix} e^{i/2} (\tilde{W}^1 + i \tilde{W}^2) \\ \tilde{W}^1 + i \tilde{W}^2 \end{pmatrix}, \quad \tilde{H} = \begin{pmatrix} \tilde{H}_2^1 \\ e^{-i} \tilde{H}_1^2 \end{pmatrix} \quad (\text{B.21})$$

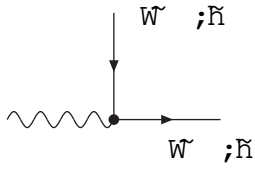
$$W^0 = i \frac{e^{i_{2=2} W^3}}{e^{i_{2=2} W^3}} \quad B^0 = i \frac{e^{i_{1=2} B^0}}{e^{i_{1=2} B^0}} \quad (B.22)$$

$$\tilde{h}_1^0 = \frac{i}{2} e^{i \frac{(\tilde{h}_1^1 + \tilde{h}_2^2)}{(\tilde{h}_1^1 + \tilde{h}_2^2)}} \quad \tilde{h}_2^0 = \frac{1}{2} e^{i \frac{(\tilde{h}_1^1 - \tilde{h}_2^2)}{(\tilde{h}_1^1 - \tilde{h}_2^2)}} \quad (B.23)$$

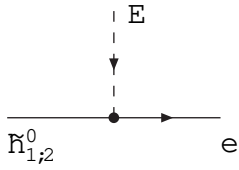
Then the necessary Feynman rules are:



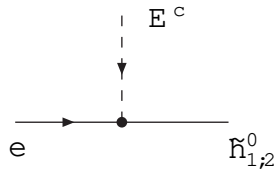
$$ie(p+k)$$



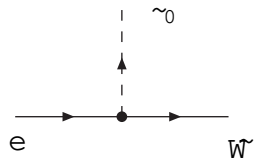
$$ie$$



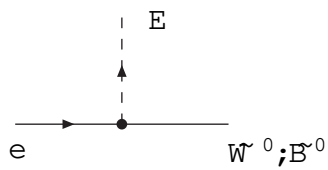
$$\frac{i}{2} Y_e e^{i_{2=2}} \left(\frac{i}{1} \right) P_L$$



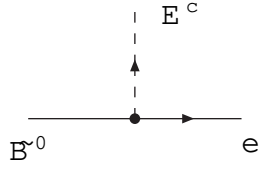
$$\frac{i}{2} Y_e e^{i_{2=2}} \left(\frac{i}{1} \right) P_L$$



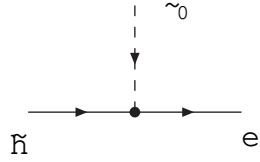
$$igP_L$$



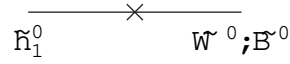
$$\frac{i}{2} \left(\frac{g}{g^0} e^{i_{2=2}} \right) P_L$$



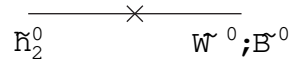
$$i \frac{p}{2} \bar{g}^0 e^{-i p_1 = 2} P_L$$



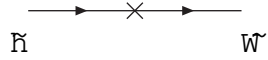
$$i Y_e P_L$$



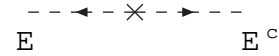
$$\left(\frac{1}{2} \frac{g}{g^0} \right) (v_1 - v_2) e^{i(p_1 + p_{1;2}) = 2} P_L e^{i(p_1 + p_{1;2}) = 2} P_R$$



$$\left(\frac{1}{2} \frac{g}{g^0} \right) (v_1 + v_2) e^{i(p_1 + p_{1;2}) = 2} P_L + e^{i(p_1 + p_{1;2}) = 2} P_R$$



$$i \frac{g}{2} v_1 P_L + v_2 e^{i(p_1 + p_2)} P_R$$



$$i \frac{1}{2} (v_1 A_e + v_2 Y_e)$$

As a cross check of a correctness of the calculations and a comparison of exact result with direct calculation of diagrams with mass insertions one can also expand the exact results in the regime of almost degenerate sfermion masses and large p and $M_{1;2}$.

For sfermion masses we assume that they are almost degenerate and expand them around the central value ($X = L; D; U$):

$$m_{X_i}^2 = m_X^2 + m_{X_i}^2 \quad (B.24)$$

We expand also the loop integrals depending on the sfermion masses:

$$f(m_{X_i}^2; m_{X_j}^2; \dots) = f(m_X^2; m_X^2; \dots) + (m_{X_i}^2 - m_X^2) \frac{\partial f(m_{X_i}^2; m_X^2; \dots)}{\partial m_{X_i}^2} \Big|_{m_{X_i}^2 = m_X^2} + (m_{X_j}^2 - m_X^2) \frac{\partial f(m_X^2; m_{X_j}^2; \dots)}{\partial m_{X_j}^2} \Big|_{m_{X_j}^2 = m_X^2} + \dots \quad (B.25)$$

and use the definitions of the mixing matrices Z_X and their unitarity to simplify expression containing combinations of the sfermion mixing angles:

$$Z_X^{ik} Z_X^{jk*} = \delta_{ij} \quad Z_X^{ik} Z_X^{jk*} m_{X_k}^2 = M_{X^*}^{ij} \quad (B.26)$$

In order to see the direct (although approximate) dependence of the matrix elements with chargino exchanges involved on the input parameters such as μ and M_2 , one should expand also chargino masses and mixing matrices. Such an expansion can be done assuming that M_2 , μ and also their difference are of the order of some scale $j \cdot j$; $M_2 \cdot j$; $M_2 \cdot j$; M_2 . Actually corrections to the most physical quantities start from the order $O(M_Z^2 = \mu^2)$, so already $2M_Z$ leads to reasonably good approximation.

Matrices Z^- and Z^+ , diagonalizing the chargino mass matrix (eq. (A.7)) may be chosen as

$$Z^+ = \begin{pmatrix} 1 & ? \\ & 1 \end{pmatrix} \quad Z = \begin{pmatrix} e^{i\alpha_2} & ?e^{i\beta} \\ e^{i\alpha_2} & e^{i\beta} \end{pmatrix} \quad (B.27)$$

where

$$\alpha_2 = \arctan \frac{e}{2s_W} \frac{v_2 M_2 + v_1 \mu}{M_2 \cdot j - j \cdot j} \quad \beta = \arctan \frac{e}{2s_W} \frac{v_1 M_2 + v_2 \mu}{M_2 \cdot j - j \cdot j} \quad (B.28)$$

(in the above expressions we do not assume M_2 to be real). Phases in Z^+ ; Z^- are chosen to keep physical chargino masses m_{C_1} , m_{C_2} in eq. (A.7) real and positive: physical results do not depend on this particular choice.

Eqs. (A.7, B.27) give $M_2 \cdot j$ and $j \cdot j$ as the approximate masses for charginos:

$$Z^T M_C Z^+ = \begin{pmatrix} M_2 \cdot j & 0 \\ 0 & j \cdot j \end{pmatrix} + M_Z O\left(\frac{M_Z^2}{2}\right) \quad (B.29)$$

Expansion of the neutralino mass matrix is more complicated and tricky as two Higgsinos are in the lowest order degenerate in mass. The appropriate expressions can be found in [19]. In this case direct mass insertion calculation using the Feynman rules given in this Appendix is usually easier.

Below we list mass insertion approximation expressions for the electric and chromoelectric dipole moments of d and u quarks. We assume equal masses of the left and right sfermion of the first generation $m_U = m_U^c = m_D = m_D^c = m_Q$ and neglect small terms proportional to higher powers of the Yukawa couplings of light quarks. In such a case, corresponding dipole moments can be approximately written down as:

$$E_d = \frac{eg^2 m_d}{(4-j)^2} \text{Im}(M_2) \tan \beta \cdot 2 \frac{C_{11}(j \cdot j; m_Q^2)}{j \cdot j} - \frac{C_{11}(M_2 \cdot j; m_Q^2)}{M_2 \cdot j}$$

$$\begin{aligned}
& + \frac{1}{2} \frac{C_{12}(m_Q^2; j \frac{f}{2})}{j \frac{f}{2}} \frac{C_{12}(m_Q^2; M_2 \frac{f}{2})}{M_2 \frac{f}{2}} \\
& + \frac{eg^2 m_d}{6(4)^2} \text{Im}(M_1) \tan \frac{C_{12}(m_Q^2; j \frac{f}{2})}{j \frac{f}{2}} \frac{C_{12}(m_Q^2; M_1 \frac{f}{2})}{M_1 \frac{f}{2}} \\
& + \frac{eg^2 m_d}{27(4)^2} \text{Im}(M_1 (\tan + A_d^2)) \frac{\partial C_{12}(m_Q^2; M_1 \frac{f}{2})}{\partial m_Q^2} \\
& + \frac{8eg_s^2 m_d}{9(4)^2} \text{Im}(M_3 (\tan + A_d^2)) \frac{\partial C_{12}(m_Q^2; M_3 \frac{f}{2})}{\partial m_Q^2}
\end{aligned} \tag{B.30}$$

$$\begin{aligned}
E_u & \frac{2eg^2 m_u}{(4)^2} \text{Im}(M_2) \cot \frac{C_{11}(j \frac{f}{2}; m_Q^2)}{j \frac{f}{2}} \frac{C_{11}(M_2 \frac{f}{2}; m_Q^2)}{M_2 \frac{f}{2}} \\
& + \frac{eg^2 m_u}{3(4)^2} \text{Im}(M_1) \cot \frac{C_{12}(m_Q^2; j \frac{f}{2})}{j \frac{f}{2}} \frac{C_{12}(m_Q^2; M_1 \frac{f}{2})}{M_1 \frac{f}{2}} \\
& + \frac{4eg^2 m_u}{27(4)^2} \text{Im}(M_1 (\cot + A_u^2)) \frac{\partial C_{12}(m_Q^2; M_1 \frac{f}{2})}{\partial m_Q^2} \\
& + \frac{16eg_s^2 m_u}{9(4)^2} \text{Im}(M_3 (\cot + A_u^2)) \frac{\partial C_{12}(m_Q^2; M_3 \frac{f}{2})}{\partial m_Q^2}
\end{aligned} \tag{B.31}$$

Analogously, chromoelectric dipole moments of quarks read approximately as:

$$\begin{aligned}
C_d & \frac{3g^2 g_s m_d}{4(4)^2} \text{Im}(M_2) \tan \frac{C_{12}(m_Q^2; j \frac{f}{2})}{j \frac{f}{2}} \frac{C_{12}(m_Q^2; M_2 \frac{f}{2})}{M_2 \frac{f}{2}} \\
& + \frac{g^2 g_s m_d}{4(4)^2} \text{Im}(M_1) \tan \frac{C_{12}(m_Q^2; j \frac{f}{2})}{j \frac{f}{2}} \frac{C_{12}(m_Q^2; M_1 \frac{f}{2})}{M_1 \frac{f}{2}} \\
& + \frac{g^2 g_s m_d}{18(4)^2} \text{Im}(M_1 (\tan + A_d^2)) \frac{\partial C_{12}(m_Q^2; M_1 \frac{f}{2})}{\partial m_Q^2} \\
& + \frac{g_s^3 m_d}{(4)^2} \text{Im}(M_3 (\tan + A_d^2)) \frac{1}{3} \frac{\partial C_{11}(M_3 \frac{f}{2}; m_Q^2)}{\partial m_Q^2} + \frac{1}{6} \frac{\partial C_{12}(m_Q^2; M_3 \frac{f}{2})}{\partial m_Q^2}
\end{aligned} \tag{B.32}$$

$$\begin{aligned}
C_u & \frac{3g^2 g_s m_u}{4(4)^2} \text{Im}(M_2) \cot \frac{C_{12}(m_Q^2; j \frac{f}{2})}{j \frac{f}{2}} \frac{C_{12}(m_Q^2; M_2 \frac{f}{2})}{M_2 \frac{f}{2}} \\
& + \frac{g^2 g_s m_u}{4(4)^2} \text{Im}(M_1) \cot \frac{C_{12}(m_Q^2; j \frac{f}{2})}{j \frac{f}{2}} \frac{C_{12}(m_Q^2; M_1 \frac{f}{2})}{M_1 \frac{f}{2}} \\
& + \frac{g^2 g_s m_u}{9(4)^2} \text{Im}(M_1 (\cot + A_u^2)) \frac{\partial C_{12}(m_Q^2; M_1 \frac{f}{2})}{\partial m_Q^2} \\
& + \frac{g_s^3 m_u}{(4)^2} \text{Im}(M_3 (\cot + A_u^2)) \frac{1}{3} \frac{\partial C_{11}(M_3 \frac{f}{2}; m_Q^2)}{\partial m_Q^2} + \frac{1}{6} \frac{\partial C_{12}(m_Q^2; M_3 \frac{f}{2})}{\partial m_Q^2}
\end{aligned} \tag{B.33}$$

References

- [1] E. Commins et al., Phys. Rev. A 50 (1994) 2960; K. Abdullah et al., Phys. Rev. Lett. 65 (1990) 234.
- [2] P. G. Harris et al., Phys. Rev. Lett. 82, 904 (1999);
- [3] J. Ellis, S. Ferrara and D. V. Nanopoulos, Phys. Lett. 114B (1982) 231; W. Buchmüller and D. Wyler, Phys. Lett. 121B (1983) 321; J. Polchinsky and M. B. Wise Phys. Lett. 125B (1983) 393; J. M. Gerard et al., Nucl. Phys. B 253 (1985) 93.
- [4] P. Nath, Phys. Rev. Lett. 66 (1991) 2565; Y. Kizunuki and N. Oshimo, Phys. Rev. D 45 (1992) 1806; Phys. Rev. D 46 (1992) 3025; R. Garisto, Nucl. Phys. B 419 (1994) 279.
- [5] T. Falk, K. A. Olive Phys. Lett. B 439 (1998) 71; Phys. Lett. B 375 (1996) 196.
- [6] T. Ibrahim and P. Nath, Phys. Lett. B 418 (1998) 98; Phys. Rev. D 57 (1998) 478; Phys. Rev. D 58 (1998) 111301.
- [7] A. Bartl, T. Gajdosik, W. Porod, P. Stockinger and H. Stremnitzer, hep-ph/9903402.
- [8] M. B. Bhrlik, G. J. Good and G. L. Kane, Phys. Rev. D 59 (1999) 115004.
- [9] M. Dugan, B. Grinstein, L. Hall, Nucl. Phys. B 255 (1985) 413.
- [10] F. Gabbiani, E. Gabrielli, A. Masiero and L. Silvestrini, Nucl. Phys. B 477 (1996) 321.
- [11] A. Manohar, H. Georgi, Nucl. Phys. B 234 (1984) 189.
- [12] R. A. Mowitt, J. Lopez and D. V. Nanopoulos Phys. Rev. D 42 (1990) 2423; R. A. Mowitt, M. Du and K. Stelle, Phys. Rev. D 43 (1991) 3085.
- [13] D. Chang, W. Y. Keung and A. Pilaftsis, hep-ph/9811202.
- [14] J. Dai, H. Dykstra, R. G. Leigh and S. Paban, Phys. Lett. B 237, (1990) 216.
- [15] D. A. Demir, A. Masiero, O. Vives, hep-ph/9812337.
- [16] M. Misiak, J. Rosiek, S. Pokorski, hep-ph/9703442, published in A. Buras, M. Lindner (eds.), Heavy Flavours II, pp. 795-828, World Scientific Publishing Co., Singapore.
- [17] M. Bhrlik, L. Everett, G. L. Kane and J. Lykken, hep-ph/9905215.
- [18] J. Rosiek, Phys. Rev. D 41, (1990) 3464, erratum hep-ph/9511250.
- [19] H. Haber, S. Martin, J. Rosiek, in preparation.