

# Effective photon spectra for the Photon Colliders

I.F. Ginzburg

Institute of Mathematics, Prospekt Akademika Koptug 4, 630090 Novosibirsk, Russia,  
e-mail: ginzburg@math.nsc.ru,

G.L. Kotkin

Novosibirsk State University, Ul. Pirogova 2, 630090 Novosibirsk, Russia,  
e-mail: kotkin@math.nsc.ru

February 1, 2020

## Abstract

The luminosity distribution in the effective mass at photon collider has usually two peaks which are well separated: High energy peak with mean energy spread about 5–7% and wide low energy peak. The low energy peak depends strongly on details of design and it is unsuitable for the study of New Physics phenomena. We find simple approximate form of spectra of collided photons for  $\gamma\gamma$  and  $e^+e^-$  colliders which convolution describes high energy luminosity peak with good accuracy in the most essential preferable region of parameters.

## 1 Introduction

The photon colliders ( $\gamma\gamma$  and  $e^+e^-$ ) were proposed and discussed in details in Refs. [1]. The forthcoming papers [2, 3] present some new details of design and analysis of some effects involved in conversion.

In the basic scheme two electron beams after the final focus system are traveling toward the interaction point (IP). In the conversion point (CP) at the distance  $b \approx 10$  mm before IP they collide with focused laser beams. The Compton scattering of a laser photon on an electron produces a high energy photon. The longitudinal motion of this photon originates from that of an electron, so that these photons follow trajectories of electrons (to the IP) with additional angular spread  $\Delta\theta = \theta_e$ . With reasonable laser parameters one can "convert" most of the electrons into the high energy photons. Without taking into account rescattering of electrons on the next laser photons, the total  $\gamma\gamma$  and  $e^+e^-$  luminosities are  $L^{\gamma\gamma} = k^2 L_{ee}$  and  $L_e^0 = k L_{ee}$  where  $k$  is the conversion coefficient and  $L_{ee}$  is the geometrical luminosity of basic  $ee$  collisions which can be made much larger than the luminosity of the basic  $e^+e^-$  collider. Below we assume distances  $b$  and the form of the electron beams to be identical for both beams.

Let the energy of the initial electron, laser photon and high energy photon are  $E_e$ ,  $\hbar\omega_0$  and  $\hbar\omega$ . We define as usual

$$x = \frac{4E_e \hbar\omega_0}{m^2}; \quad y = \frac{\hbar\omega}{E_e}; \quad y_m = \frac{x}{x+1}; \quad (1)$$

The quality of the photon spectra is better for higher  $x$ . However at  $x > 2(1 + \sqrt{2}) \approx 4.8$  the high energy photons can disappear via production of  $e^+e^-$  pair in its collision with next laser photon. That is why the preferable conversion is at  $x = 4 - 5$ .

The energies of collided photons  $\epsilon_i = \gamma_i E$  can be determined for each event by measuring the total energy of the produced system  $\epsilon_1 + \epsilon_2$  and its total (longitudinal) momentum  $\epsilon_1 - \epsilon_2$ . We discuss in more details the main area for study of New Physics in the high energy region where energies of both photons are large enough. For the definiteness we consider the photon energy region  $(\gamma_m = 2) < \gamma_i < \gamma_m$  and demand additionally that no photons with lower energy contribute in the entire distribution over the effective mass of system  $2\gamma E$  or its total energy  $Y E$ :

$$\frac{\gamma_m}{2} < \gamma_1, \gamma_2 < \gamma_m; \quad \frac{\gamma_m}{2} < z = \frac{\epsilon_1}{\epsilon_1 + \epsilon_2} < \gamma_m; \quad 1.5\gamma_m < Y = \gamma_1 + \gamma_2 < 2\gamma_m; \quad (2)$$

In the interesting cases photon spectra are concentrated in the more narrow regions near  $\gamma_m$  (see e.g. in Fig. 3 below).

The growth of the distance  $b$  between IP and CP is accompanied by two phenomena. First, high energy collisions become more monochromatic. High energy part of luminosity is concentrated into relatively narrow peak which is separated well from an additional low energy peak. This separation becomes stronger at higher  $x$  and  $b$  values. Second, luminosity in the high energy region decreases (relatively slowly at small  $b$  and as  $b^{-2}$  at large  $b$ ). Only the high energy peak is the area for study of the New Physics phenomena. The low energy peak is the source of background at these studies. The separation between peaks is very useful to eliminate background from the data. Therefore, some intermediate value of  $b$  provides the best conditions for study of New Physics.

Let from beginning, conversion coefficient is small. At  $b = 0$  the luminosity distribution is a simple convolution of two photon spectra of separate photons. At  $b \neq 0$  the luminosity distribution is more complex convolution of above photon spectra with some factor depending on  $b$  and form of initial electron beams. With the growth of conversion coefficient the effect of rescattering of electrons on laser photons enhances and make this distribution dependent on the details of design (mainly, in low energy part).

In this paper we add a little the discussion from Ref. [1] about main parameters of scheme which are preferable for the  $e^+e^-$  colliders. We find the universal description of high energy peak in this preferable region of parameters. It allows us to obtain the remarkable approximate form of spectra of collided photons which simple convolution describes high energy luminosity peak with reasonable accuracy.

## 2 Luminosity distribution without rescattering. Elliptic electron beams

The high energy peak in luminosity is described mainly by a single collision of an electron with a laser photon, this part of distribution depends on the form of initial beams only. Therefore we start with the detail discussion of effects from single electron and laser photon collision. At first, we repeat some basic points from Refs. [1].

The scattering angle of produced photon is related to its energy as

$$g(x; y) = \frac{g(x; y)}{y}; \quad g(x; y) = \frac{x}{y} \sqrt{x^2 - 1}; \quad \frac{x}{y} = \frac{m_e}{E}; \quad (3)$$

Let the mean helicities of initial electron, laser photon and high energy photon are  $\epsilon_e=2, P_e$  and  $\epsilon_2$ . The energy spectrum of produced photons is ( $N$  is normalization factor)

$$F(x; y) = N \frac{1}{1-y} \frac{y + (2r-1)^2}{eP_e x r (2r-1)(2-y)} ; \quad r = \frac{y}{x(1-y)} : \quad (4)$$

At  $eP_e = 1$  and  $x > 1$  this spectrum has sharp peak at high energy which becomes more sharp with  $x$  growth.

The spectrum is more sharp when  $eP_e$  is larger. We present below mainly the values from the real projects  $\epsilon_e = 0.85, P_e = 1$ .

The degree of circular polarization of high energy photon is

$$\langle \epsilon_2 \rangle = \frac{e x r \frac{1}{1-y} + (1-y)(2r-1)^2 P_e (2r-1) \frac{1}{1-y} + 1-y}{F(x; y)} : \quad (5)$$

The photons with lower energy have higher production angle (3). With the growth of  $b$  these photons spread more and more, and they collide only rarely. Therefore, with the growth of  $b$  photon collisions become more monochromatic, only high energy photons take part in these collisions, the low energy part of total luminosity is rejected (here photons in the average are almost nonpolarized).

This effect was studied in [1] for the gaussian round electron bunches. However, the incident electron beams are expected to be of an elliptic form with large enough ellipticity.

Let initial electron beams are of the gaussian elliptic form with vertical and horizontal sizes  $y_e$  and  $x_e$  in the IP (calculated for the case without conversion). The discussed phenomena are described by a reduced distance between conversion and collision points and an aspect ratio  $A$

$$\sigma^2 = \frac{b^2}{x_e} + \frac{b^2}{y_e} ; \quad A = \frac{x_e}{y_e} : \quad (6)$$

The distribution of the photons collided with opposite electrons at  $e^+e^-$  collider is

$$\frac{dL_e}{dy} = \frac{d}{2} F(x; y) \exp \left[ -\frac{g^2(x; y)}{4(1+A^2)} (A^2 \cos^2 \theta + \sin^2 \theta) \right] : \quad (7)$$

For the round beams ( $A = 1$ ) we have in the exponent  $g^2(x; y) = 8$ .

The distribution of the collided photons over their energies at  $e^+e^-$  collider is

$$\begin{aligned} \frac{d^2 L}{dy_1 dy_2} &= \frac{d}{(2)^2} F(x; y_1) F(x; y_2) \exp \left[ -\frac{g^2}{4(1+A^2)} \right] ; \\ &= A^2 [g(x; y_1) \cos \theta_1 + g(x; y_2) \cos \theta_2]^2 + [g(x; y_1) \sin \theta_1 + g(x; y_2) \sin \theta_2]^2 : \end{aligned} \quad (8)$$

We have analyzed numerically the high energy part of the luminosity (2)  $L^h$  in dependence on  $\sigma^2$  and  $A$  at  $2 < x < 5, eP_e = 0$  (we use this notation for both total

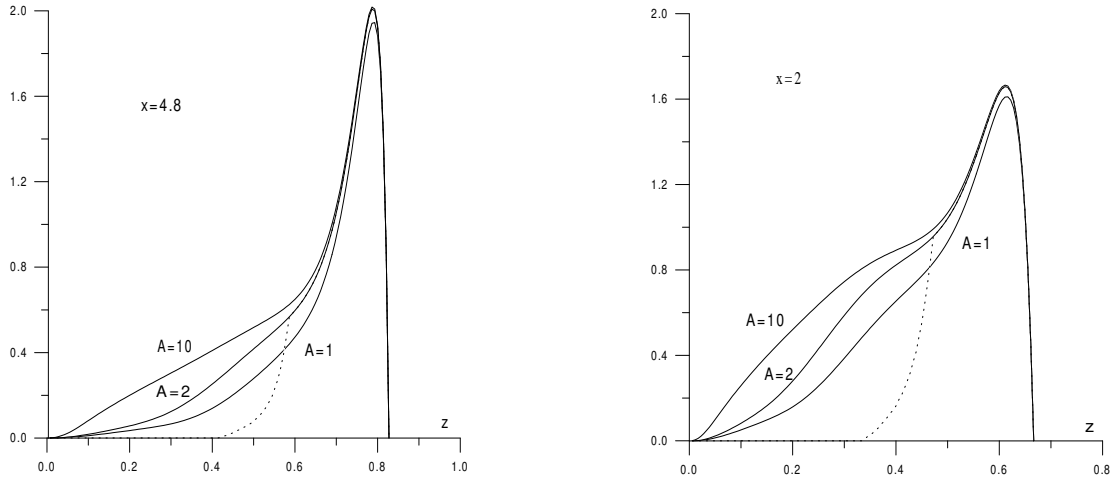


Figure 1: The luminosity distributions  $dL/dz$  in the effective mass of system  $z$  at  $\beta^2 = 1$  and  $\epsilon_P = 0.85$  for different aspect ratio  $A$ . Dashed line presents the same distribution for  $y_1 > y_m = 2$  at  $A = 2$ .

luminosity integrated over the region (2) and differential distributions). First, independent on  $A$  value,

$$\begin{aligned} L^h(\beta = 0) &= 0.35L^0 & \text{at } x = 4.8; \\ L^h(\beta = 0) &= 0.29L^0 & \text{at } x = 2; \end{aligned} \quad (9)$$

The same quantities for  $\epsilon_P = 0$  are 0.25 at  $x = 4.8$  and 0.19 at  $x = 2$ .

The growth of  $\beta$  results in both better form of luminosity distribution and reduction of luminosity. We find that the luminosity  $L^h$  depend only weakly on the aspect ratio  $A$  at  $A > 1.5$  and  $\beta^2 < 1.3$ . At  $\beta^2 = 1$  this dependence is weak at all values of  $A$ . For all  $A$  we have

$$\begin{aligned} L^h(\beta = 1) &= 0.28L^0 & \text{at } x = 4.8; \epsilon_P = 0.85; \\ L^h(\beta = 1) &= 0.25L^0 & \text{at } x = 2; \epsilon_P = 0.85; \\ L^h(\beta = 1) &= 0.19L^0 & \text{at } x = 4.8; \epsilon_P = 0 \\ L^h(\beta = 1) &= 0.16L^0 & \text{at } x = 2; \epsilon_P = 0; \end{aligned} \quad (10)$$

That is large enough amount of the high energy part of luminosity given at  $\beta = 0$ . But it seems to be unreasonable to use more low part of total luminosity.

To have more detail picture for the simulation, we study distribution in the relative values of the effective mass  $z = W/(2E)$  and the total energy  $Y = E = E'$  of the pair of collided photons (2). Their typical forms are shown in Figs. 1, 2 at  $\beta = 1$ .

The detail study of these distributions shows us that its high energy part is practically the same for all values  $A > 1.5$  at fixed  $\beta^2 < 1.3$  (with small difference near lower part of

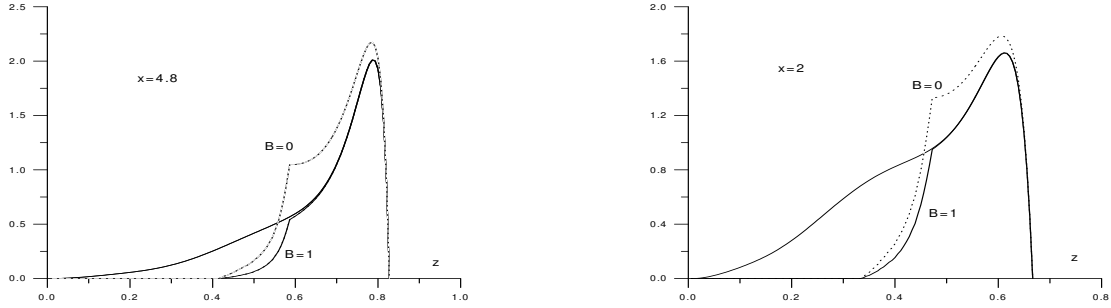


Figure 2: The luminosity distributions  $dL/dY$  in the total energy of system  $z$  at  $\beta^2 = 1$  and  $\epsilon_P = 0.85$  for different aspect ratio  $A$ . Dashed line presents the same distribution for  $y_i > y_m = 2$  at  $A = 2$ .

peak). The curves for round beams ( $A = 1$ ) are slightly lower than those for the elliptic beams. This difference is about 5% in the main part of region below peak. At  $\beta^2 = 1$  this difference is small for all  $A$ . At  $\beta^2 > 0.5$  the high energy part of luminosity has form of narrow enough peak. This peak is not so sharp at lower  $x$  and it is less sharp at  $\epsilon_P = 0$ .

With the growth of aspect ratio  $A$  the entire distributions acquire low energy tail (as compare with round beams) obliged by the collisions of low energy photons scattered near the horizontal direction with the opposite high energy photon scattered in the vertical direction. This tail is added to that from the rescatterings and has no interest in the discussion of high energy peak. At higher  $\beta^2$  and  $A$  this effect become more essential in the region of the peak.

As a result, the preferable region of parameters for photon colliders is

$$5 > x > 2; \quad \epsilon_P = 0.5; \quad \beta^2 < 1.3: \quad (11)$$

Additionally, here the high energy peaks in the  $\beta^2$  and  $\epsilon_P$  luminosities are described by one parameter  $\beta^2$  and practically independent on  $A > 1.5$ .

### 3 Rescattering contribution to the spectra. Qualitative description

The rescattering of electrons on the next laser photons produces new high energy photons (secondary photons) which modify the luminosity distribution mainly in low energy part. Detail form of additional components of luminosity distribution depends strongly on the conversion coefficient and other details of design. That is why we present here only qualitative discussion with some simple example.

Let us enumerate the differences in properties of secondary photons from those from the first collision (we will denote them as primary photons).

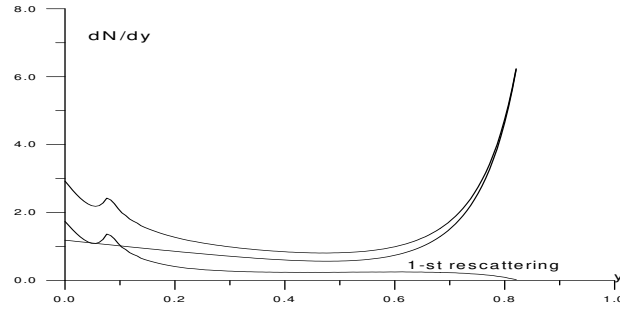


Figure 3: The energy spectrum of photons with one rescattering,  $x = 4.8$ ,  $\epsilon_P = 0.85$ .

- (1) The energy of secondary photons is lower than that of primary photons.
- (2) There is no definite relation between energy and production angle like (3).
- (3) The mean polarization of secondary photons is practically zero.

Fig. 3 presents typical energy spectrum of photons with only one rescattering at conversion coefficient  $k = 1$ . Dashed line represents fraction of secondary photons. Let us explain some features of this spectrum.

The main fraction of electrons after first scattering has the energy which corresponds to the peak in produced photons spectra,  $E_e = E_{cm} = E = (x + 1)$ . For the next collision  $x \rightarrow x = (x + 1)$ . Therefore, the additional energy peak in photon spectrum obliged by secondary photons from the first rescattering is at the photon energy  $y_1 = (2x + 1)$ , it is much lower than  $y_m E$  for  $x > 2$ . The subsequent rescatterings add more soft photons. Besides, the primary photon spectrum (4) is concentrated near its high energy boundary. So, the fraction of scattered electrons with energy close to  $E$  is small, effect of rescattering in a high energy part of an entire photon spectrum is also small. In the subsequent rescatterings such peaks become smooth. The well known result is large peak near  $y = 0$ . Note also that the secondary photons in average are nonpolarized.

The shape of an additional contribution of secondary photons in the luminosity distributions (second{second and primary{second) depends on  $k$ ,  $\epsilon_P$  and  $A$ . Nevertheless, the different simulations show the common features (see [2, 3]):

At  $\epsilon^2 = 0.5$ ,  $k < 1$  the luminosity distribution have two well separated peaks: high energy peak (mainly from primary photons) and wide low energy peak (mainly from secondary photons). Photons in the high energy peak have high degree of polarization, mean polarization of photons in the low energy peak is close to 0. At smaller  $x$  or  $\epsilon_P$ , this separation of peaks becomes less definite and mean photon polarization becomes less than that given by Eq. (5).

With a good separation of peaks the backgrounds from a low energy peak could be eliminated relatively easily in many problems.

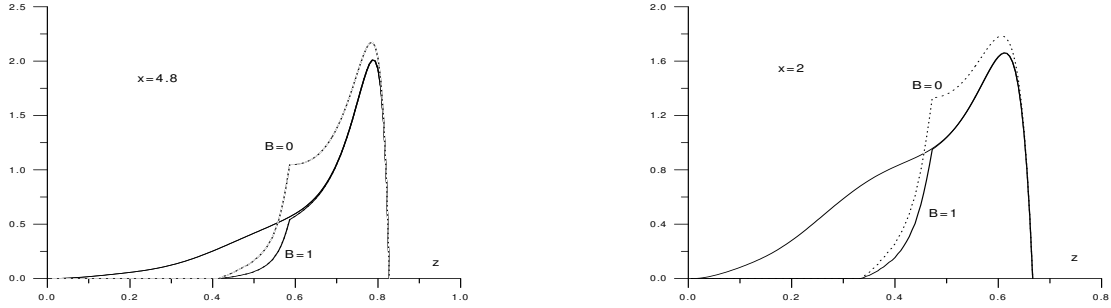


Figure 4: The precise luminosity distribution in the effective mass  $z$  of system without rescattering at  $\epsilon_P = 0.85$ ,  $\beta^2 = 1$ ,  $A = 2$  and approximation (12) (14).

## 4 Approximation

The previous discussion shows us that it is useful to construct the approximation for photon spectra which describe high energy peak well. We were searching for an approximation in which high energy peak in luminosity is given by simple convolution of form

$$\frac{d^2L}{dy_1 dy_2} \sim F(x; y_1; \beta^2) F(x; y_2; \beta^2) : \quad (12)$$

instead of complex integration (8) (independent on aspect ratio  $A$ ).

We tested different forms of effective photon spectra. Taking into account form of angular spread of separate beam, we consider test function for the high energy peak in the form

$$F(x; y; \beta^2) = \begin{cases} F(x; y) \exp[-B \beta^2 g(x; y)^2] & \text{at } y > y_m; \\ 0 & \text{at } y < y_m; \end{cases} \quad (13)$$

where coefficient  $B$  is varied.

The good fit for the high energy peak at  $2 < x < 5$ ,  $\beta^2 < 1.3$ ,  $A > 1.5$  is given by the values

$$\begin{aligned} B &= 1 && \text{for the collider;} \\ B &= 0.7 && \text{for e-collider;} \end{aligned} \quad (14)$$

The curves in Figs. 4,5 show the accuracy of this approximation for the distributions in both the effective mass  $z = \sqrt{y_1 y_2}$  and the total photon energy  $Y = y_1 + y_2$ . The distributions calculated without angular spread factor (at  $B = 0$ ) are also shown here.

The using "precise" Eq. (8) instead of our approximation is only sham improvement. The difference between approximation and "precise" formula is usually less than effect of rescattering.

## 5 Results

Let us enumerate main results.

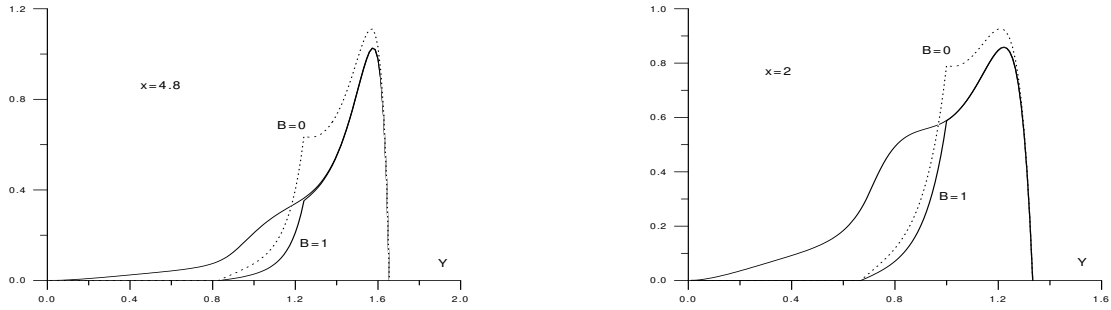


Figure 5: The precise luminosity distribution in the total energy  $Y$  of system without rescattering at  $\epsilon_P = 0.85$ ,  $\beta^2 = 1$ ,  $A = 2$  and approximation (12) (14).

The variable (6) is good variable for the description of high energy peak in the spectral luminosity independent on aspect ratio  $A$  at  $A > 1.5$ ,  $\beta^2 < 1.3$ ,  $2 < x < 5$ ,  $\epsilon_P < 0$ .

At 1 and suitable polarizations of initial beams the high energy peak in luminosity is separated well from the low energy peak. This separation can be destroyed with using of large conversion coefficient or (and) values  $x \rightarrow 1$  or  $\epsilon_P > 0$ .

To discuss future experiments at photon collider with good enough accuracy one can use simple approximation (12) (14) at  $\beta = 1$  instead of detail simulation of conversion and collision. In this approximation the details of design are inessential. Possible decreasing of  $\beta^2$  to the value 0.5 can be also considered.

## Acknowledgments

We are grateful to V.G. Serbo for the useful discussions. This work was supported by grant RFBR 99-02-17211 and grant Sankt-Petersburg Center of Fundamental Sciences.

## References

- [1] I.F. Ginzburg, G.L. Kotkin, V.G. Serbo, V.I. Telnov, Nucl. Instr. Methods (NIM) 205 (1983) 47; I.F. Ginzburg, G.L. Kotkin, S.L. Panfilov, V.G. Serbo, V.I. Telnov, NIM 219 (1984) 5.
- [2] See e.g. Proc. Workshop on Colliders. NIM A 355 1-194. Zeroth-order Design Report for the NLC, SLAC Report 474 (1996); TESLA, SBL C Conceptual Design Report, DESY 97-048, ECFA 97-182 (1997); R. Brinkmann et al., NIM R A 406 (1998) 13; I. Watanabe et al. KEK Report 97-17.
- [3] V.I. Telnov, hep-ex/9810019 and references therein.