

Perturbative Effects in the Form Factor F_{π}^0 and Extraction of the Pion Wave Function from CLEO Data

A. Schmedding^a and O. Yakovlev^b

Institut für Theoretische Physik,
Universität Würzburg, D-97074 Würzburg, Germany

Abstract

We study the perturbative QCD contribution of the twist-2 operator to the light-cone QCD sum rule for the F_{π}^0 form factor. We derive QCD sum rules at next-to-leading order (NLO), which give predictions for the $F_{\pi}^0(Q^2)$ form factor. We perform a detailed numerical analysis.

Using CLEO experimental data, we extract the shape of the pion wave function of twist-2. We estimate the Gegenbauer coefficients as $a_2 = 0.19 \pm 0.04$ (stat.) ± 0.09 (syst.) and $a_4 = 0.14 \pm 0.03$ (stat.) ± 0.09 (syst.) at $Q^2 = 2.4 \text{ GeV}^2$. We compare our results with those existing in the literature.

^ae-mail: schmedding@physik.uni-wuerzburg.de

^be-mail: iakovlev@physik.uni-wuerzburg.de

1 Introduction

The production process of one neutral pion by two virtual photons, $\gamma^* \gamma^* \rightarrow \pi^0$, plays a crucial role in the studies of exclusive processes in quantum chromodynamics. Being one of the simplest exclusive processes, it involves only one hadron and relates directly to the pion wave function [1]. At large photon virtualities, we can calculate the form factor using perturbative QCD and obtain important information on the shape of the pion wave function from the experimental data.

In general, the pion wave functions serve as input in the QCD sum rule method and allow the calculation of many form factors (for example heavy-to-light form factors $B \rightarrow \pi$ and $D \rightarrow \pi$) and hadronic coupling constants (for example $g_{B \rightarrow \pi}$ and $g_{D \rightarrow \pi}$). We refer the reader to reviews [6, 7] and recent studies [8].

Recently, the CLEO collaboration has measured the $\gamma^* \gamma^* \rightarrow \pi^0$ form factor. In this experiment, one of the photons is nearly on-shell and the other one is highly off-shell, with a virtuality in the range $1.5 \text{ GeV}^2 - 9.2 \text{ GeV}^2$ [4]¹. We study the possibility of extracting the twist-2 pion wave function from the CLEO data.

The pion-photon transition has been the subject of many studies, which can be divided into three groups, lattice calculations [16], QCD sum rule method [12, 14, 13, 17] and various quark models (see refs. [17-27] in [13]).

In the present paper, we use the light-cone sum rule (LCSR) method for calculating the form factor of the process $\gamma^* \gamma^* \rightarrow \pi^0$. The method of LCSR has been suggested in [9, 10] and consists of the operator product expansion (OPE) on the light-cone [3, 2, 1] combined with the QCD sum rule technique [12].

The first attempt to calculate this form factor by using the LCSR method has been reported in [17]. The twist-2 and twist-4 contributions were calculated to leading order without accounting for perturbative QCD effects. The radiative QCD effects are usually large (20%) and allow for the normalization scale dependence of involved parameters to be fixed.

In this paper we analyse the LCSR for the form factor $\gamma^* \gamma^* \rightarrow \pi^0$ at next-to-leading order in α_s (NLO). We derive $O(\alpha_s)$ radiative corrections to the spectral density of the twist-2 operator. We combine the twist-2 contribution at NLO with higher twist contributions (twist-4) in order to analyse the LCSR for the form factor of the process $\gamma^* \gamma^* \rightarrow \pi^0$ numerically.

Using CLEO experimental data, we extract the parameters of the twist-2 distribution amplitude:

$$a_2 = 0.19 \pm 0.04(\text{stat.}) \pm 0.09(\text{syst.}); \quad \alpha = 0.14 \pm 0.03(\text{stat.}) \pm 0.09(\text{syst.}):$$

Theoretical systematical uncertainties are dominant over experimental statistical ones and systematical uncertainties are strongly correlated, defining the allowed parameter space of $a_2; \alpha$. The wave function extracted in the present paper differs significantly from the Braun-Filyanov [11] and the Chernyak-Zhitnitsky [3] wave functions. The asymptotic wave function is on the border of the 95% CL region, assuming a very conservative estimation of the theoretical uncertainties.

¹ There exist also older results by the CELLO collaboration [5].

The paper is organized as follows. In the next section we discuss the general framework of calculating the form factor with LCSR. In section 3 we calculate a spectral density at LO and NLO and present the sum rule at NLO. In section 4 we perform a numerical analysis and discuss a procedure to extract the parameters a_2 and a_4 including the estimation of the systematic and statistical uncertainties.

2 The method of calculation

We start with the correlator of two vector currents $j_\mu = (\frac{2}{3}u - u - \frac{1}{3}d - d)$:

$$\int d^4x e^{iq_1 x} \langle 0 | T f j_\mu(x) j_\nu(0) g j_\rho(0) | 0 \rangle = i q_{1\mu} q_{2\nu} F(q_1; q_2); \quad (1)$$

where $q_1; q_2$ are the momenta of the photons. If both virtualities $s_1 = q_1^2$ and $s_2 = q_2^2$ are large and Euclidean, $-s_1; -s_2 \gg Q_{CD}^2$, the correlator can be expanded near the light-cone ($x^2 \rightarrow 0$). The leading twist-2 contribution to the correlator (1) is [1]

$$F(q_1; q_2) = \frac{P}{3} \frac{\bar{2} f}{s_2} \int_0^1 \frac{du' \phi(u')}{(u' - 1) s_1}; \quad (2)$$

where $\phi(u)$ is the pion wave function of twist-2 defined through

$$\langle 0 | j_\mu(x) j_\nu(0) | 0 \rangle = i q_\mu q_\nu \int_0^1 du' \phi(u') e^{i u q x}; \quad (3)$$

In principle, the higher twist contributions can be calculated using the OPE on the light cone.

However, in the CLEO experimental data, one of the virtualities is small, i.e. $s_2 \rightarrow 0$. A straightforward OPE calculation is not possible and we have to use analyticity and duality arguments.

Since the form factor $F(q_1; q_2)$ is an analytical function in both variables, we can write the form factor as a dispersion relation in s_2 :

$$F(q_1; q_2) = \frac{P}{m^2} \frac{\bar{2} f F(s_1)}{s_2} + \int_{s_0}^\infty ds \frac{h(s_1; s)}{s s_2}; \quad (4)$$

The physical ground states are ρ and ω vector mesons. We use the zero-width approximation and define the matrix elements of electromagnetic currents, assuming isospin symmetry: $\langle \rho^0 | j_\mu | \frac{1}{3} h^0(p) \rangle = \langle \omega | j_\mu | \frac{1}{3} h^0(p) \rangle = \frac{1}{m} e q_1 q_2 F(s_1)$; $\langle \rho^\pm | j_\mu | \frac{1}{3} h^\pm(p) \rangle = \frac{f}{2} m e$. Here e is the polarization vector of the meson; f is its decay constant.

The spectral density of higher energy states $h(s_1; s)$ is derived from the QCD-calculated expression for $F_{QCD}(s_1; s)$ by using usual semi-local quark-hadron duality for $s > s_0$

$$\int ds (\text{any function}) h(s_1; s) = \int ds (\text{any function}) \frac{1}{\pi} \text{Im} F_{QCD}(s_1; s); \quad (5)$$

We equate the dispersion relation (4) with the QCD expression at large s_2 . Using the dispersion relation for the QCD function $F_{\text{QCD}}(s_1; s_2)$, we obtain

$$\frac{P_{2f} F(s_1)}{m^2 s_2} = \frac{1}{0} \int_0^{\infty} ds \frac{\text{Im} F_{\text{QCD}}(s_1; s)}{s s_2} : \quad (6)$$

The next step is to perform a Borel transformation in s_2 . We finally get the LCSR for the form factor $F(s_1)$:

$$P_{2f} F(s_1) = \frac{1}{0} \int_0^{\infty} ds \text{Im} F_{\text{QCD}}(s_1; s) e^{\frac{m^2 s}{M^2}} ; \quad (7)$$

where M is a Borel parameter.

Substituting (7) and the duality approximation (5) into (4) and taking the $s_2 \rightarrow 0$ limit we obtain the sum rule for the form factor $F(s_1)$ [17]:

$$F(s_1) = \frac{1}{m^2} \int_0^{\infty} ds \text{Im} F_{\text{QCD}}(s_1; s) e^{\frac{m^2 s}{M^2}} + \frac{1}{s_0} \int_{s_0}^{\infty} \frac{ds}{s} \text{Im} F_{\text{QCD}}(s_1; s) : \quad (8)$$

We will use this expression as our basic sum rule for the numerical analysis.

3 Born term and QCD radiative correction

The next step is to calculate the spectral density at LO and NLO.

Calculating twist-2 contributions to $F(s_1; s_2)$, only one distribution amplitude enters, the pion wave function, $\phi(u)$, defined by (3). As a result, the $F(s_1; s_2)$ can be written as the convolution of the hard amplitude $T(s_1; s_2; u)$ and the wave function $\phi(u)$:

$$F(s_1; s_2) = \int_0^1 du \phi(u) T(s_1; s_2; u) : \quad (9)$$

The hard amplitude $\{$ it plays the role of the Wilson coefficient in OPE $\}$ is calculable within perturbative theory, the pion wave function $\phi(u)$ contains the long-distance effects.

The theoretical spectral density at $s_2 > 0$ and $s_1 < 0$ can be calculated from

$$F_{\text{QCD}}(s_1; s_2) = \frac{1}{0} \int_0^{\infty} ds \text{Im}_{s_2} F(s_1; s_2) = \int_0^1 du \phi(u) \frac{1}{0} \int_0^{\infty} ds \text{Im}_{s_2} T(s_1; s_2; u) : \quad (10)$$

The contribution of twist-2 at LO approximation (2) [1] is

$$T_{\text{QCD}}^{\text{LO}}(s_1; s_2; u) = \frac{P_{2f}}{3} \frac{1}{s_2(u-1)} \frac{1}{su} \quad \text{and} \quad L_{\text{QCD}}^{\text{LO}} = \frac{P_{2f}}{3(s_2 - s_1)} \phi(u_0) : \quad (11)$$

where $u_0 = \frac{s_2}{s_2 - s_1}$:

The $O(s)$ correlation function for $\epsilon = 0$ was considered in [18] (see also [19, 20]). Here we use this result and present it in a form which is useful for our further calculations ($C = \frac{p}{3(s_2 - s_1)} \frac{s(s)C_F}{2}$):

$$T_{QCD} = T_{QCD}^{LO} + T_{QCD}^{NLO}; \quad (12)$$

$$T_{QCD}^{NLO}(s_1; s_2; u) = c(a_0 L_0 + a_1 L_1 + a_2 L_2); \text{ with } L_n = \frac{\log^n(u - u_0)}{u - u_0}; \quad (13)$$

The coefficients a_0 are expanded in terms of $\log^n(u - u_0)$:

$$a_0 = b_0 l_0 + b_1 l_1 + b_2 l_2 \text{ with } l_n = \log^n(u - u_0); \quad (14)$$

The coefficients are:

$$\begin{aligned} b_2 &= \frac{s_2^2 u + s_2 s_1 (1 + u)}{2u (s_2 - s_1)^2}; \\ b_1 &= 2b_2 (L + 1) \frac{s_2}{2(s_2 - s_1)u}; \\ b_0 &= L_u^2 b + L_u \frac{s_1}{2(s_2 - s_1)(u - 1)} - 2(L + 1)b - \frac{3}{2}(3 + L); \\ a_2 &= \frac{1}{2} + \frac{s_2 s_1}{2(s_2 - s_1)^2 u (u - 1)}; \\ a_1 &= 2a_2 L + \frac{s_2^2 (1 - u)^2 + s_1^2 u^2 + s_2 s_1 (3 + 2u - 2u^2)}{2(s_2 - s_1)^2 (u - 1)u}; \end{aligned} \quad (15)$$

with

$$L = \log\left(\frac{s_2}{s_2 - s_1}\right); \quad L_u = \log(1 - u_0); \quad b = \frac{s_1^2 (1 - u) + s_2 s_1 (u - 2)}{2(s_2 - s_1)^2 (u - 1)}.$$

Now we take the imaginary part of this expression in the energy region $s_1 < 0$ and $s_2 > 0$. The nontrivial imaginary part comes from the functions L_n and l_n . We collect all useful formulae in Appendix A. The combined result is

$$\begin{aligned} \frac{1}{-i} \text{Im } T_{QCD}^{NLO}(s_1; s_2; u) &= c P \frac{1}{u - u_0} (b_1 + 2 \log(u_0) b_2) \\ &\quad (u - u_0) b_0 + \log(u_0) (b_1 + a_1) + \log^2(u_0) (b_2 + a_2) - b_2 + \frac{1}{3} a_2 \\ &\quad + (u_0 - u) a_1 \frac{1}{u - u_0} + a_2 \frac{2 \log(u_0) u}{u - u_0} + \dots; \end{aligned} \quad (16)$$

where we use the $(\cdot)_+$ operation, which is defined inside the integral as:

$$\int_Z du f(u) g(u; u_0)_+ = \int_Z du f(u) - f(u_0) g(u; u_0);$$

We have checked that the dispersion integral with the imaginary part (16) reproduces the hard amplitude (13).

The expression (16) is universal and could be used with any wave function. In the present paper we expand the wave function in Gegenbauer polynomials, keeping the first three terms (see also next section for details):

$$\varphi^{\text{tw}2}(u;) = 6u(1-u) \left[1 + a_2() C_2^{3/2}(2u-1) + a_4() C_4^{3/2}(2u-1) + \dots \right] \quad (17)$$

The direct integration over variable u gives the theoretical spectral density

$$\begin{aligned} \rho_{\text{QCD}}^{\text{NLO}}(s_2; s_1;) &= \frac{2\bar{f}_s() C_F}{3} A_0(s_2; s_1) \\ &+ a_2() A_2(s_2; s_1;) + a_4() A_4(s_2; s_1;) ; \end{aligned} \quad (18)$$

with the coefficients

$$A_0 = \frac{s_2 s_1}{(s_2 - s_1)^3} \left[15 + 2 - 3 \log\left(\frac{s_2}{s_1}\right)^2 \right] ; \quad (19)$$

$$\begin{aligned} A_2 &= \frac{s_2}{4(s_2 - s_1)^5} \left[25 s_2^3 - 8(95 + 3 - s_2^2 s_1 - 36(25 + 2 - s_2 s_1^2) \right. \\ &\quad \left. - 12(5 + 2 - s_1^3 + 12 s_1 - s_2^2 + 3 s_2 s_1 + s_1^2) - 25 \log\left(\frac{s_2}{s_1}\right)^2 + 6 \log\left(\frac{s_2}{s_1}\right)^3 \right] ; \end{aligned}$$

$$\begin{aligned} A_4 &= \frac{s_2}{10(s_2 - s_1)^7} \left[91 s_2^5 - 2(5413 + 75 - s_2^4 s_1 - 125(541 + 12 - s_2^3 s_1^2) \right. \\ &\quad \left. - 100(901 + 30 - s_2^2 s_1^3 - 150(193 + 10 - s_2 s_1^4 - 15(109 + 10 - s_1^5) \right. \\ &\quad \left. + 30 s_1 - s_2^4 + 10 s_2^3 s_1 + 20 s_2^2 s_1^2 + 10 s_2 s_1^3 + s_1^4) \right. \\ &\quad \left. - 91 \log\left(\frac{s_2}{s_1}\right)^2 + 15 \log\left(\frac{s_2}{s_1}\right)^3 \right] ; \end{aligned}$$

As a result the asymptotic contribution of twist-2 operators at NLO has a very simple form

$$\rho_{\text{QCD}}^{\text{NLO}} = \frac{2\bar{f}_s s_2 s_1}{(s_2 - s_1)^3} \left[1 + \frac{s() C_F}{12} \left(15 + 2 - 3 \log\left(\frac{s_2}{s_1}\right)^2 \right) \right] \quad (20)$$

We note here that the spectral density contains double logarithms $s - s_1 \log\left(\frac{s_2}{s_1}\right)^2$. Numerically, these are moderate in our LCSR with $s_2 = M^2$, $s_1 = 0$ (1 GeV^2) and $s_1 < 10 \text{ GeV}^2$ (as in the case of CLEO data). For higher virtualities, $s_1 > 10 \text{ GeV}^2$, the resummation of the double logarithms will be necessary.

Finally, we obtain LCSR by combining the general expression (8) with the formulae for the twist-2 spectral density at NLO derived in this paper (16, 18, 19) with the twist-4 contribution taken from the literature [17].

4 Numerical results

We use the following parameters from the Particle Data Group [21] for the numerical analysis: $f_\pi = 132 \text{ MeV}$, $f_K = 216 \text{ MeV}$ and $m_c = 770 \text{ MeV}$ [21]. For the running of the QCD coupling constant α_s , we use the two-loop expression with $N_f = 3$ and $\alpha_s^{(4)} = 380 \text{ MeV}$ which corresponds to $\alpha_s(M_Z) = 0.118$ [21], after matching twice the QCD coupling constant at the quark-antiquark thresholds $\mu_{cc} = 2.4 \text{ GeV}$ and $\mu_{bb} = 10 \text{ GeV}$.

The wave function ϕ can be expanded in terms of Gegenbauer polynomials $C_n(u) = C_n^{3/2}(2u-1)$. Arguments based on conformal spin expansion [11] allow us to neglect higher terms in this expansion. We adopt here the ansatz which consists of three terms, assuming that the terms $a_{n>4}$ are small

$$\phi(u; q^2) = \phi_0(u) + a_2(q^2) C_2(u) + a_4(q^2) C_4(u): \quad (21)$$

The asymptotic wave function $\phi(u) = 6u(1-u)$ is unambiguously fixed [1]. The terms $n > 0$ describe non-asymptotic corrections.

We may consider two different approaches to confront the sum rule with the experimental data. The first possibility is to use the existing values for a_2, a_4 [11, 3] in our sum rule and to compare the calculated form factor with the CLEO experimental data. The second approach is to treat a_2, a_4 as unknown parameters and to extract them from the CLEO data. We shall discuss both possibilities, starting with the first one.

4.1 The asymptotic, BF- and CZ- wave functions

Previous extractions of the parameters a_2, a_4 can be divided into three classes:

- 1) Chemyak and Zhitnitsky (CZ) obtained the coefficients $a_2(q^2) = 2/3$ and $a_4(q^2) = 0$ [3] at the scale $q^2 = 0.5 \text{ GeV}^2$.
- 2) Braun and Filyanov (BF) extracted the coefficients $a_2(q^2) = 0.44$ and $a_4(q^2) = 0.25$ [11] at the scale $q^2 = 1 \text{ GeV}^2$.
- 3) Some groups argued that the wave function is very close to the asymptotic one, the coefficients are $a_2 = 0$ and $a_4 = 0$ (see for example [15, 14, 13]).

The QCD evaluation of a_2 and a_4 at different scales gives

	0.5 GeV ²		1.0 GeV ²		1.5 GeV ²		2.4 GeV ²	
	a_2	a_4	a_2	a_4	a_2	a_4	a_2	a_4
BF [11]			0.44	0.25	0.33	0.17	0.28	0.13
CZ [3]	2/3	0			0.33	-0.008	0.28	-0.009

Now we calculate the form factor using these values. We use the normalization point $q^2 = 2.4 \text{ GeV}^2$, which corresponds to the virtuality of the photons in the central region of the experimental data. This scale is also used in many $B \rightarrow \pi$ calculations [8]. The lower scale $q^2 = 1.5 \text{ GeV}^2$ is taken in order to check the sensitivity of the results to the variation of q^2 .

The sum rule depends on the Borel mass M and the threshold energy s_0 . The dependence on both parameters is small. The variation of s_0 by 20% gives deviations in the form factor of less than 2%. Fig. 1 shows the Borel mass dependence of the form factor at various Q^2 ($Q^2 = s$). We note that the dependence is very small for virtualities around $Q^2 = 2 - 3 \text{ GeV}^2$, where the experimental data is concentrated. For other Q^2 the Borel dependence is still moderate ($\sim 2 - 4\%$), showing a good quality of the sum rule. We use in the calculations $s_0 = 1.5 \text{ GeV}^2$ and $M^2 = 0.7 - 0.2 \text{ GeV}^2$.

Now we are ready to compute the form factor using BF-, CZ- and asymptotic wave functions. In Fig. 2 we show the contributions of the asymptotic and non-asymptotic parts of the wave function at $s = 1.5$ and 2.4 GeV^2 ; the parameters a_2 and a_4 are normalized to 1 in the whole region of Q^2 . The twist-4 parameter $\alpha_4(Q^2)$ is fixed at $s = 1 \text{ GeV}^2$ to be 0.2 and scaled by the renormalization group equation with the one-loop anomalous dimension. We see that the asymptotic contribution is too small in order to fit experimental data.

The results with BF- and CZ-wave functions are presented in Fig. 3 and are too large to describe CLEO data.

4.2 Extraction of the wave function from CLEO data

We use a numerical nonlinear fit procedure to estimate best values for a_2 and a_4 . Using the mean values of experimental and theoretical input, we get

$$a_2 = 0.19 \quad \text{and} \quad a_4 = 0.14 \quad \text{at} \quad s = 2.4 \text{ GeV}^2$$

as the best fit parameters. Let us comment on the normalization scale dependence of our results, which enters through the QCD coupling constant and logarithms in the radiative correction. For the extraction of $a_2(Q^2)$ and $a_4(Q^2)$, we may choose any reasonable normalization point in the interval $1 < s < 3 \text{ GeV}^2$. Different input values of s will give different pairs of $a_2(Q^2)$ and $a_4(Q^2)$. We have checked that all extracted values of $a_2; a_4$ are in agreement with the renormalization group equation. The details about the running of $a_2(Q^2)$ and $a_4(Q^2)$ with s are discussed in Appendix B.

The form factor calculated with the central values of the extracted parameters $a_2(2.4)$ and $a_4(2.4)$ is shown in Fig. 4.

Let us now estimate the statistical and systematic uncertainty of our fit result. To fix statistical uncertainties we apply the fit procedure on a statistical set of data tables, where the experimental points are randomly displaced within the given errors [4]. In Fig. 6 we show a set of 1000 (a_2, a_4) points. There is almost no correlation between a_2 and a_4 . We see that Braun-Filyanov and Chernyak-Zhitnitsky wave functions are far outside the 95% CL region.

There are many sources of systematic uncertainties. One is the high order QCD perturbative corrections. Taking into account the size of one loop QCD correction (20%), we estimate two loop (and higher order correction) to be of order $0.2 - 0.2 = 0.04$ (4%). Additionally, there are power corrections of twist higher than 4. We assume them to be 20% of the twist-4 contribution, which itself contributes about 20 - 30% to the twist-2 term. The effect of the twist-4 contribution is shown in Fig. 5. We also adopt zero width approximation for δ and $!$. The uncertainty induced by this assumption is small, a few

percent², since the form factor F does not appear in the final sum rule. The duality assumption introduces another source of uncertainties which is difficult to estimate. We assume that the variation of M^2 and s_0 gives us a rough idea about the size.

Combining all uncertainties together, we write the theoretical form factor as (with 95% CL):

$$F(s_1) = F_{\text{As}}^{\text{tw } 2}(s_1)(1 \pm 5\%) + F_{\text{As}}^{\text{tw } 4}(s_1)(1 \pm 20\%) + \bar{a}_2^{\text{fit}} F_{a_2}(s_1) + \bar{a}_4^{\text{fit}} F_{a_4}(s_1): \quad (22)$$

The $F_{\text{As}}^{\text{tw } 2=4}$ denote the asymptotic contribution of twist-2/twist-4 wave functions, $F_{a_2}; F_{a_4}$ are the normalized contributions of the higher Gegenbauer polynomials. Fig. 7 shows strong correlations between the parameters a_2 and a_4 , which are due to the systematic-theoretical uncertainties. We obtain for the parameters of the twist-2 distribution amplitude:

$$a_2 = 0.19 \pm 0.04(\text{stat.}) \pm 0.09(\text{syst.}); \quad \bar{a} = 0.14 \pm 0.03(\text{stat.}) \pm 0.09(\text{syst.})$$

Theoretical systematic uncertainties are dominant over experimental statistical ones, giving allowed space of the parameters $a_2; a_4$. Our wave function differs significantly from Braun-Filyanov and Chernyak-Zhitnitsky wave functions, they are beyond the 95% CL level region of the allowed parameter space for a_2, a_4 .

Fig. 8 shows a more conservative scenario where we assume an uncertainty of 8% in the twist-2 term and again 20% for the twist-4 contribution. We see that BF and CZ wave functions are still outside our acceptable region, but the asymptotic wave function lies now on the border of the 95% CL area.

Comparing Fig. 6, 7, 8 we see that the width of the allowed region is due to experimental statistical uncertainties whereas the length is due to theoretical systematic ones. Because of the narrow shape of our allowed region the sum of a_2 and a_4 is extracted with less uncertainties than their difference:

$$a_2 + a_4 = 0.05 \pm 0.05:$$

5 Conclusions

We have studied the perturbative QCD contribution of the twist-2 operator to the light-cone QCD sum rules for the π^0 form factor. We have performed the numerical analysis of the QCD sum rules at NLO, which gives us predictions for the $F_\pi(Q^2)$ form factor. Using CLEO experimental data, we have extracted the shape of the pion wave function of twist-2. The Gegenbauer coefficients are

$$a_2 = 0.19 \pm 0.04 \pm 0.09; \quad \bar{a} = 0.14 \pm 0.03 \pm 0.09 \quad \text{at } s_1 = 2.4 \text{ GeV}^2:$$

Our wave function differs significantly from the Braun-Filyanov wave function and the Chernyak-Zhitnitsky wave function. The asymptotic wave function lies on the border of 95% CL region if we adopt very conservative theoretical uncertainties.

²In fact, at the $s_1 > 4 \text{ GeV}^2$ the resonance part in (8) (dual to the form factor F) contributes less than 20–30%. The finite width of ρ meson gives a deviation of order 10% [17], therefore, we are left with 2–3% uncertainty in the region $s_1 > 4 \text{ GeV}^2$. It is worth to note that this energy region gives the same values for a_2, a_4 as the overall sample of data.

Since the theoretical systematical uncertainties are dominant over experimental statistical ones it will be very useful to estimate the power corrections and the higher order radiative corrections to the correlator in future.

Acknowledgments.

We are grateful to A. Khodjamirian, R. Ruckl, N. Harshman, F. von der Pahlen, K. Lehman for many useful discussions and suggestions. We thank V. Savinov for providing us with details on the CLEO experimental data. This work is supported by the German Federal Ministry for Research and Technology (BMFT) under contract number 05 7W Z91P (0).

6 Appendix A

To calculate the imaginary part, we use following identities:

$$\begin{aligned}
\frac{1}{-i\text{Im } L_0} &= (u - u_0); \\
\text{Re } L_0 &= P \frac{1}{u - u_0}; \\
\frac{1}{-i\text{Im } L_1} &= (u_0 - u) \frac{1}{u - u_0} + (u - u_0) \log |u_0|; \\
\frac{1}{-i\text{Im } L_2} &= (u_0 - u) \frac{2 \log |u_0|}{u - u_0} + (u - u_0) \frac{2}{3} \log^2 |u_0|; \\
\frac{1}{-i\text{Im } L_1} &= (u_0); \\
\text{Re } L_1 &= \log |u_0|; \\
\frac{1}{-i\text{Im } L_2} &= 2 (u_0) \log(u_0); \\
\text{Re } L_2 &= \log^2 |u_0| - 2 (u_0):
\end{aligned}$$

7 Appendix B

The wave function ψ can be expanded in terms of Gegenbauer polynomials $P_n(u) = C_n^{3/2}(2u - 1)$. In NLO, the evolution of the wave function is given by [20]:

$$\psi(u; s) = \sum_n a_n(s_0) \exp \left[\int_{s_0}^s \frac{d}{ds} \left(\frac{n(s)}{s} \right) ds \right] P_n(u) + \frac{s(s_0)}{4} \sum_{k>n} d_n^k(s) P_k(u) \quad (23)$$

with $a_0 = 1$. The coefficients $d_n^k(s)$ are due to mixing effects, induced by the fact that the polynomials $P_n(u)$ are the eigenfunctions of the LO, but not of the NLO evolution kernel. The QCD beta-function [21] and the anomalous dimension γ_n of the n -th moment $a_n(s)$ of the wave function have to be taken in NLO. Explicitly at NLO, the exponent in (23) is

$$U(s; s_0) = \frac{s(s_0)}{s(s_0)} \frac{\frac{n_0}{2} + \frac{1 - \frac{s(s_0)}{4}}{0 + \frac{1 - \frac{s(s_0)}{4}}{0}}}{\frac{1}{2} \left(-\frac{1}{1} - \frac{n_0}{0} \right)}: \quad (24)$$

The anomalous dimensions [23] are

$$\gamma_n = \frac{s}{4} \gamma_n^0 + \frac{s^2}{4} \gamma_n^1 \quad (25)$$

with

$$\begin{aligned} \gamma_0^0 &= 0; & \gamma_1^0 &= 0; \\ \gamma_0^2 &= \frac{100}{9}; & \gamma_1^2 &= \frac{34450}{243} - \frac{830}{81} N_F; \\ \gamma_0^4 &= \frac{728}{45}; & \gamma_1^4 &= \frac{662846}{3375} - \frac{31132}{2025} N_F; \end{aligned} \quad (26)$$

N_F is a number of active flavours. The beta-function coefficients are defined in a standard way [21]. The NLO mixing coefficients are [20, 22]

$$\alpha_n^k(s) = \frac{M_{nk}}{\gamma_n^k(s)} \left(\frac{s}{s_0} \right)^{\frac{1}{2} \frac{\gamma_n^k(s)}{\gamma_n^0(s)}} \quad (27)$$

where the numerical values of the first few elements of the matrix M_{nk} are

$$M_{02} = -11.2 + 1.73 N_F; \quad M_{04} = -1.41 + 0.565 N_F; \quad M_{24} = -22.0 + 1.65 N_F; \quad (28)$$

The QCD evaluation of $a_2; a_4$ to the scale $\mu = 2.4 \text{ GeV}$ gives

$$a_2(2.4) = 0.28; \quad a_4(2.4) = 0.13$$

for the Braun-Filyanov wave function and

$$a_2(2.4) = 0.28; \quad a_4(2.4) = 0.009$$

for the Chernyak-Zhitnitsky wave function. They should be compared with the values $a_2(2.4) = 0.19; a_4(2.4) = 0.14$ obtained in the present paper.

References

- [1] G.P. Lepage and S.J. Brodsky, Phys. Lett. B 87 (1979) 359; Phys. Rev. D 22 (1980) 2157.
- [2] A.V. Efremov and A.V. Radyushkin, Phys. Lett. B 94 (1980) 245; Teor. Mat. Fiz. 42 (1980) 147
- [3] V.L. Chernyak and A.R. Zhitnitsky, JETP Lett. 25 (1977) 510; Sov. J. Nucl. Phys. 31 (1980) 544; Phys. Rep. 112 (1984) 173.
- [4] CLEO collaboration, V. Savinov, Contribution to the Intern. Conference Photon 97, Edmond aan Zee, Netherlands, (1997), hep-ex/9707028;
CLEO Collaboration (J. Gronberg et al.), preprint CLNS-97-1477 (1997), hep-ex/9707031.

- [5] CELLO collaboration, H.-J. Behrend et al. *Z. Phys. C* 49 (1991) 401.
- [6] V. Braun, Preprint NORDITA-98-1P (hep-ph/9801222).
- [7] A. Khodjamirian and R. Ruckl, hep-ph/9801443, in *Heavy Flavours II*, eds. A. J. Buras and M. Lindner (World Scientific, Singapore, 1998), p. 345.
- [8] A. Khodjamirian, R. Ruckl, S. Weinzierl, O. Yakovlev *Phys. Lett. B* 410 (1997) 275;
E. Bagan, P. Ball, V. M. Braun, *Phys. Lett. B* 417 (1998) 154-162;
P. Ball *JHEP* 9809 (1998) 005, hep-ph/9802394;
S. Weinzierl, O. Yakovlev, hep-ph/9712399, in "Progress in Heavy Quark Physics",
ed. T. Mannel;
A. Khodjamirian, R. Ruckl, S. Weinzierl, C. W.INHART, O. Yakovlev, in preparation;
R. Ruckl, A. Schm edding, O. Yakovlev, in preparation;
A. Schm edding, Diploma Thesis (1999), unpublished.
- [9] I.I. Balitsky, V. M. Braun and A. V. Kolesnichenko, *Nucl. Phys. B* 312 (1989) 509.
- [10] V. L. Chernyak and A. R. Zhitnitsky, *Nucl. Phys. B* 345 (1990) 137.
- [11] V. M. Braun and I. E. Filyanov, *Z. Phys. C* 44 (1989) 157;
V. M. Braun and I. E. Filyanov, *Z. Phys. C* 48 (1990) 239.
- [12] M. A. Shifman, A. I. Vainshtein and V. I. Zakharov, *Nucl. Phys. B* 147 (1979) 385, 448.
- [13] I. V. Musatov, A. V. Radyushkin, *Phys. Rev. D* 56 (1997) 2713.
- [14] A. V. Radyushkin, R. T. Ruskov, *Nucl. Phys. B* 481 (1996) 625.
- [15] V. M. Belyaev, M. I. B. Johnson, *Mod. Phys. Lett. A* 13 (1998) 2909.
- [16] D. Daniel et al., *Phys. Rev. D* 43 (1991) 3715.
- [17] A. Khodjamirian, *Eur. Phys. J. C* 6 (1999) 477.
- [18] E. Braaten, *Phys. Rev. D* 28 (1983) 524.
- [19] F. del Aguila and M. K. Chase, *Nucl. Phys. B* 193 (1981) 517.
- [20] E. P. Kadantseva, S. V. Mikhailov and A. V. Radyushkin, *Sov. J. Nucl. Phys.* 44 (1986) 326.
- [21] Particle Data Group, *Eur. Phys. J. C* 3 (1998) 1-794.
- [22] F. M. Dittes and A. V. Radyushkin, *Phys. Lett. B* 134 (1984) 359;
M. H. Samadi, *Phys. Lett. B* 143 (1984) 471;
S. V. Mikhailov and A. V. Radyushkin, *Nucl. Phys. B* 254 (1985) 89.
- [23] A. Gonzales-Arroyo, C. Lopez and F. J. Yndurain, *Nucl. Phys. B* 153 (1979) 161.

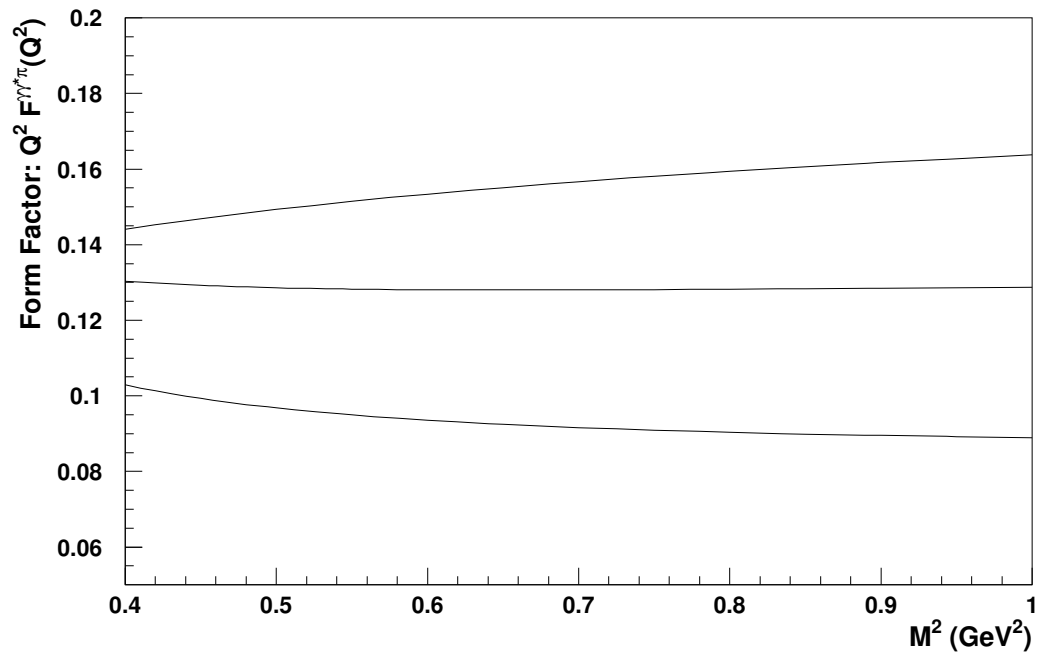


Figure 1: The form factor $Q^2 F_{\pi^0\pi^0}(Q^2)$ as a function of the Borel parameter M^2 for $Q^2 = 1; 2; 9 \text{ GeV}^2$ (from lower to upper line).

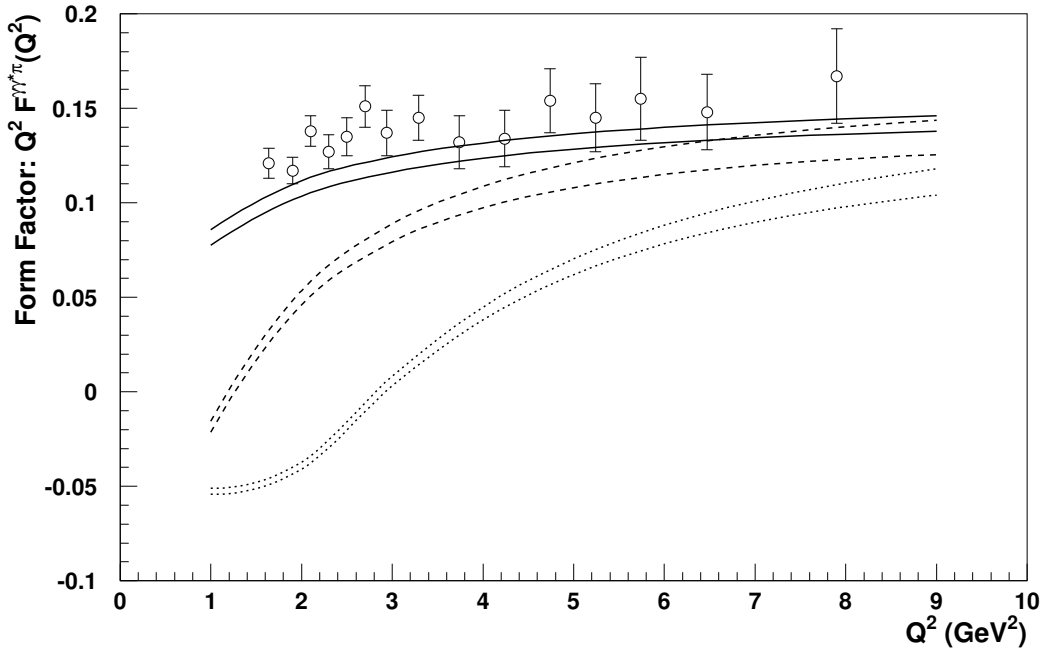


Figure 2: The contributions of the asymptotic wave function (solid line) and non-asymptotic terms of the first two Gegenbauer polynomials with $a_2 = 1$ in the whole Q^2 -region (dashed line) and $a_4 = 1$ (dotted line) to the form factor $Q^2 F^{\pi^0 \pi^0}(Q^2)$ as a function of Q^2 at the normalization point $\sqrt{s} = 2.4; 1.5$ GeV (upper, lower curves from a bunch of two curves correspondently). The experimental data is taken from [4].

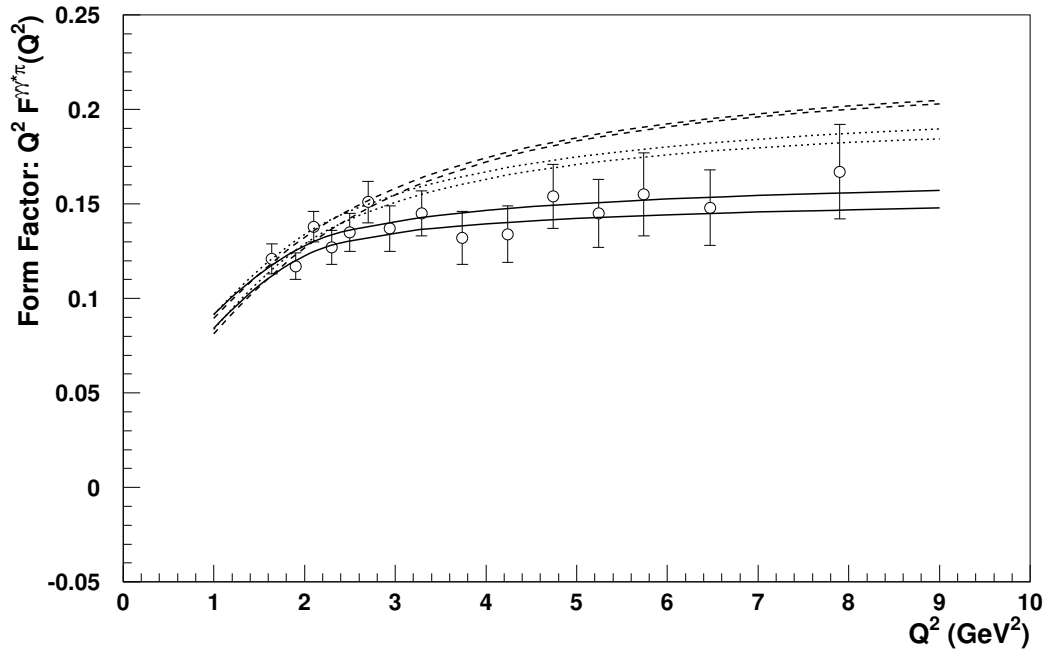


Figure 3: The form factor $Q^2 F^{\eta^* \pi}(Q^2)$ calculated with different wave functions: the Braun-Filyanov (dashed lines), Chernyak-Zhitnitsky (dotted lines) and our results extracted from CLEO data at $\sqrt{s} = 2.4$ GeV (upper lines from bunches of two lines) and $\sqrt{s} = 1.5$ GeV (lower lines). The experimental data is taken from [4].

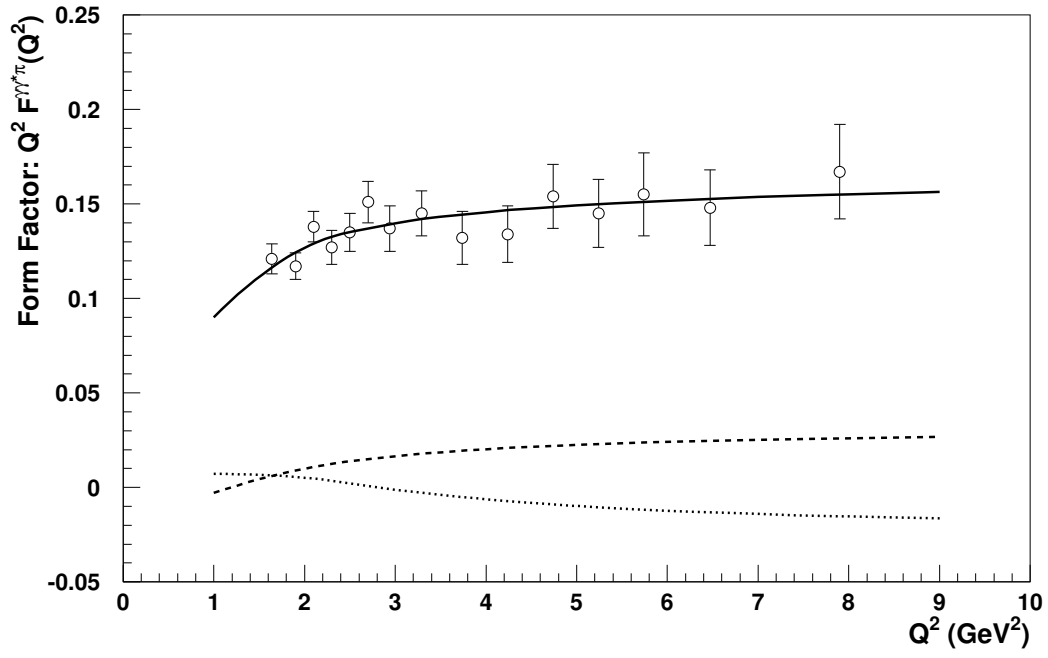


Figure 4: The form factor $Q^2 F_{\rho^0 \pi^0}(Q^2)$ with the wave function extracted from CLEO data at $\sqrt{s} = 2.4 \text{ GeV}$ (solid lines). The contribution of $a_2 = 0.19$ (dashed line) and $a_4 = 0.14$ (dotted line) are the central values of our nonlinear fit. The experimental data is taken from [4].

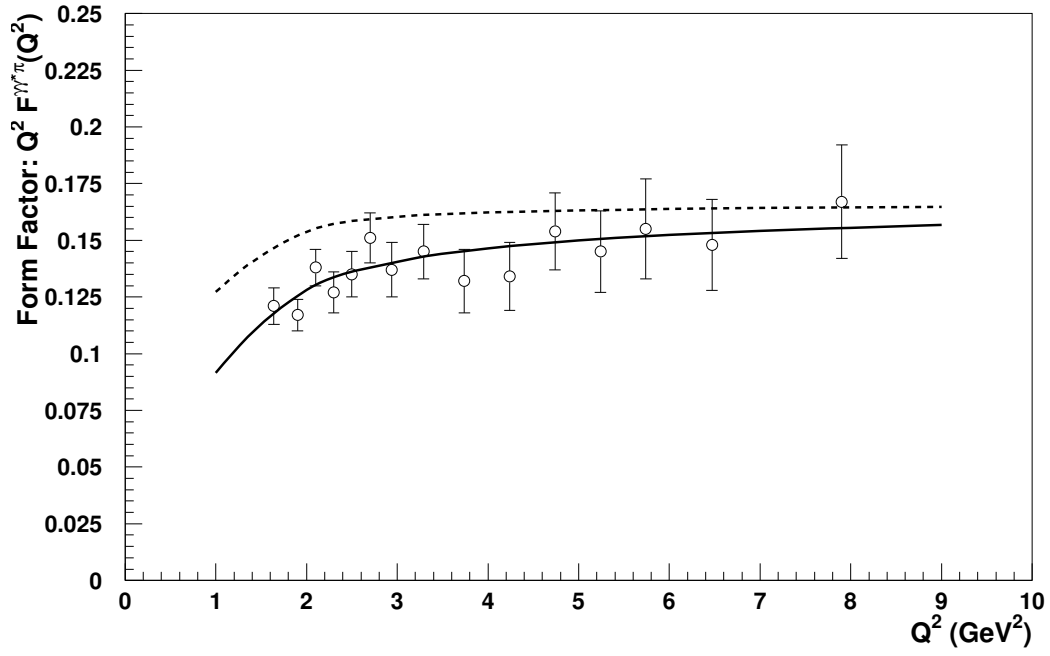


Figure 5: The form factor $Q^2 F_{W\pi}(Q^2)$ as a function of Q^2 at best extracted values of a_2 and a_4 at $\sqrt{s} = 2.4$ GeV with (solid line) and without (dashed line) twist-4 contribution. The experimental data is taken from [4].

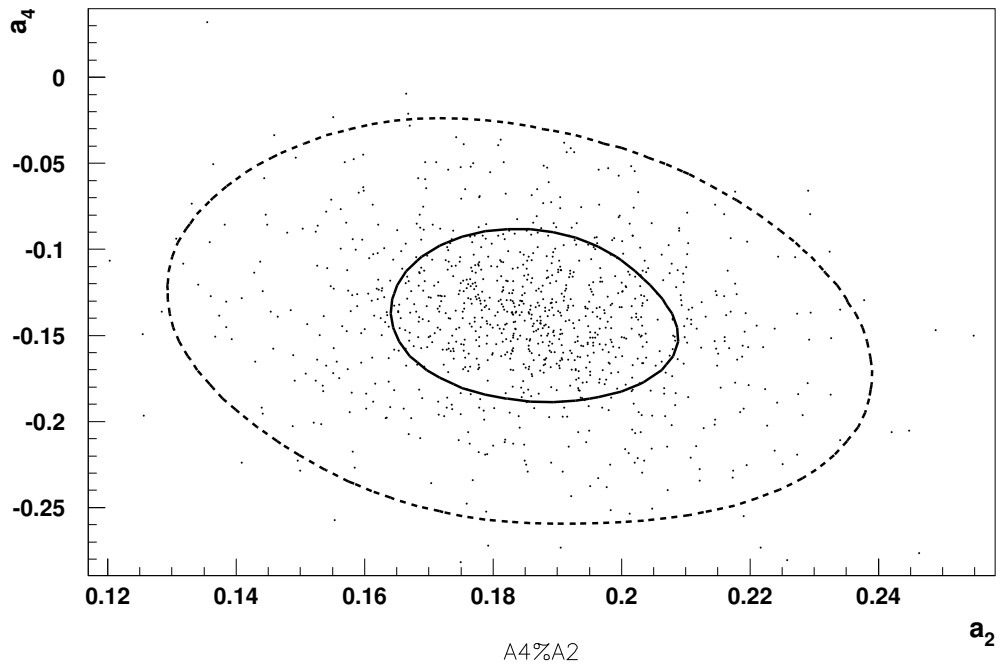


Figure 6: The parameter space of (a_2, a_4) pairs extracted from 1000 randomly chosen sets of data allowed by experimental uncertainties [4]. Contour-lines show 68% (solid line) and 95% (dashed line) confidential regions.

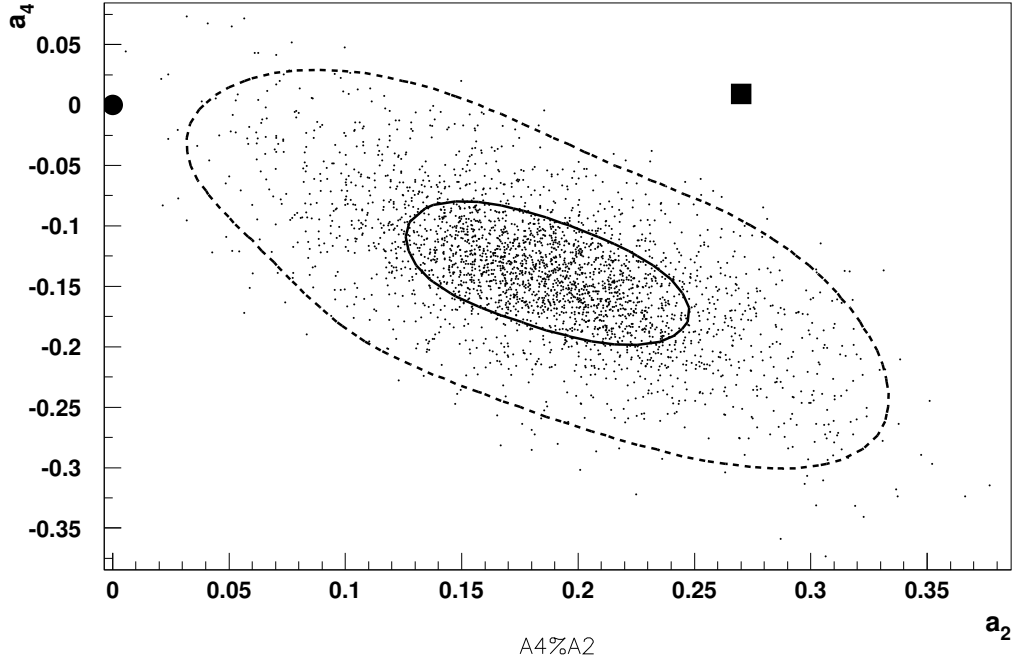


Figure 7: The parameter space of (a_2, a_4) pairs extracted from 3000 randomly chosen sets of data allowed by the experimental statistical uncertainties [4] as well as by the theoretical systematical uncertainties (22). Contour-lines show 68% (solid line) and 95% (dashed line) confidence regions. Bold dots show the parameter pairs for asymptotic (circle) and Chernyak-Zhitnitsky (square) wave functions.

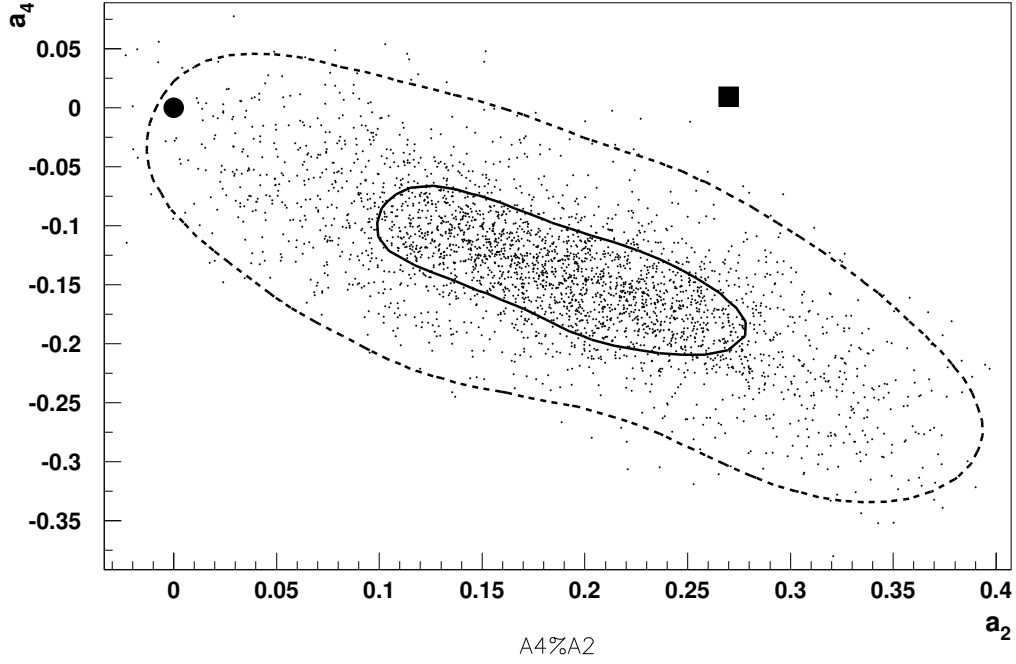


Figure 8: The parameter space of (a_2, a_4) pairs extracted from 3000 randomly chosen sets of data allowed by the experimental statistical uncertainties [4] as well as by the theoretical systematical uncertainties estimated in a very conservative way. Contour-lines show 68% (solid line) and 95% (dashed line) confidence regions. Bold dots show the parameter pairs for asymptotic (circle) and Chemyak-Zhitnitsky (square) wave functions.