

Spectral Content of Isoscalar Nucleon Form Factors

H. W. Hammer^{a,1} and M. J. Ramsey-Musolf^{b,c,2}^a TRIUMF, 4004 Wesbrook Mall, Vancouver, BC, Canada V6T 2A3^b Department of Physics, University of Connecticut, Storrs, CT 06269, USA^c Institute for Nuclear Theory, University of Washington, Seattle, WA 98195, USA

Abstract

The nucleon strange vector and isoscalar electromagnetic form factors are studied using a spectral decomposition. The $K\bar{K}$ contribution to the electric and magnetic radii as well as the magnetic moment is evaluated to all orders in the strong interaction using an analytic continuation of experimental KN scattering amplitudes and bounds from unitarity. A detailed account of the procedure and problems related to the analytic continuation is given. The relationship between non-resonant and resonant $K\bar{K}$ contributions to the form factors is demonstrated, and values for the vector and tensor NN couplings are derived. The $K\bar{K}$ spectral functions are used to evaluate the credibility of model calculations for the strange quark vector current form factors.

PACS: 14.20.Dh, 11.55.m, 11.55.Fv

Keywords: nucleon form factors; dispersion relations; strangeness

¹email: hammer@triumf.ca²email: mjm@phys.uconn.edu

1 Introduction

The reasons for the success of the non-relativistic quark model remains one of the ongoing mysteries of strong interaction physics. Although deep inelastic scattering has provided incontrovertible evidence for the existence of gluons and QCD current quarks in the lightest hadrons, these degrees of freedom are manifestly absent from the NRQM. Nevertheless, a description of light hadrons solely in terms of constituent quarks moving in an effective potential has been enormously successful in accounting for the mass spectrum and other properties of low-lying hadrons. Various explanations for this situation have appeared in the literature, including the simple and intuitive idea that the sea quarks and gluons of QCD "renormalize" the valence current quarks into the constituent quarks of the NRQM [1]. In this picture, for example, the multitude of QCD degrees of freedom appear to a long wavelength probe primarily as single objects carrying the quantum numbers and effective mass of the constituent quark. From the standpoint of the quark-quark effective potential, gluon and sea-quarks are similarly un-discernible (as they help renormalize the NRQM string tension into the physical value used as model input [2]). In fact, most low-energy observables studied to date are unable to uncover explicit signatures of QCD degrees of freedom.

There have been, however, a few exceptions to this situation. Of particular interest are observables sensitive to the presence of strange quarks in the nucleon. In contrast to up- and down-quarks, which appear both as valence and sea quarks, strange quarks constitute a purely sea-quark degree of freedom. Being the lightest such objects, they ought to generate the largest effects (in comparison to the heavier quarks). Consequently, nucleon matrix elements of strange quark operators provide an interesting window on the qq sea and as such may shed new light on the connection between non-perturbative QCD and the NRQM. Indeed, were strange-quark observables found to be vanishingly small, one might ascribe the quark model's success partly to the numerical insignificance of sea quark effects.³ In fact, the situation is more ambiguous. As is well-known, analyses of the Λ -term in N scattering, the g_1 sum in polarized deep inelastic scattering, and

(Λ) N deep inelastic scattering suggest that non-trivial fractions of the nucleon mass, spin, and light-cone momentum arise from the ss sea [3, 4, 5]. Evidently, the most naive explanation for the quark model's validity is ruled out by these analyses.

More recently, a well-defined program has begun to determine the matrix element $\langle N | \bar{s} \gamma_\mu s | N \rangle$ using parity-violating elastic and quasi-elastic electron scattering from the proton and nuclei [1, 6, 7]. The first result for the magnetic form factor associated with this matrix element has been reported by the SAMPLE collaboration at MIT-Bates [8]:

$$G_M^s(q^2 = 0.1 \text{ GeV}^2) = 0.23 \pm 0.37 \pm 0.15 \pm 0.19; \quad (1)$$

³The reason why non-perturbative QCD produces small sea-quark effects at low-energies would remain to be explained, however.

where q^2 is the four-momentum transfer squared. (The first error is statistical, the second is the estimated systematic error, and the last uncertainty is due to radiative corrections entering the analysis.) Although the value is consistent with zero, the error bars are large. Improved accuracy is expected when the full data set is analyzed. Similarly, a combination of the strange magnetic and electric form factors have been determined by the HAPPEX collaboration [9]:

$$G_E^s + 0.39G_M^s (q^2 = 0.48 \text{ GeV}^2) = 0.023 \pm 0.034 \pm 0.022 \pm 0.026; \quad (2)$$

where the first two errors are again of statistical and systematic origin, respectively, and the last one arises from the estimated uncertainty in the electric neutron form factor. While no definitive conclusion can as yet be made regarding the experimental scale of $\langle N | j_s | N \rangle$, one expects to be able to do so at the conclusion of the measurements.

In contrast, the theoretical understanding of $\langle N | j_s | N \rangle$ is much less clear. The difficulty lies with the mass scales relevant to strange quark dynamics. In contrast to the heavy quarks, for which $m_q \gg \Lambda_{\text{QCD}}$, the strange quark has $m_s \sim \Lambda_{\text{QCD}}$. Consequently, the lifetime of a virtual $s\bar{s}$ pair is commensurate with typical strong interaction timescales, allowing the pair to exchange a plethora of gluons with other quarks and gluons in its environment. The dynamics of the pair are therefore inherently non-perturbative. Given the present state of QCD theory, a complete, first principles treatment of $\langle N | j_s | N \rangle$ has remained beyond reach. Attempts to obtain this matrix element on the lattice have produced two results for $G_M^s (q^2 = 0)$, neither of which agree with each other nor with the first SAMPLE results [10, 11]. No result for G_E^s has yet been obtained.

An alternative (and more popular) approach has been to employ various effective frameworks, with varying degrees of model-dependence. These frameworks have included nucleon models, chiral perturbation theory (ChPT), and dispersion relations. Generally speaking, the degrees of freedom adopted in each of these approaches have been hadronic rather than quark and gluon, given that the lifetime of an $s\bar{s}$ pair permits it to form strange hadronic states. Apart from a few exceptions, effective approaches do not address the way in which QCD sea quarks hadronize. Hence, the connection with QCD is indirect at best, with each approach emphasizing some aspects of the strong interaction to the exclusion of others.

Not surprisingly, the range of predictions for the strangeness form factors is broad. In particular, the breadth of model predictions appears to be as wide as the variety of models that has been used even though the same models are in reasonable agreement for standard nucleon observables [12, 13, 14]. This situation illustrates the sensitivity of sea quark observables to model assumptions and the limited usefulness of models in making airtight predictions. One might have hoped for more insight from ChPT, which relies on the chiral symmetry of QCD to successfully account for a wide variety of other low-energy observables [15]. Unfortunately, ChPT is unable to make a prediction for the leading non-vanishing parts of G_M^s or G_E^s since the leading moments depend on unknown counterterms

[16]. Recently, however, it has been noticed that slope of G_M^S at the origin is independent of unknown counterterms to $O(p^3)$ [17].

In the present study, we turn to dispersion relations (DR's) to derive insight into $HN \rightarrow sN$ i. Like ChPT, DR's rely on some general features of QCD (and other field theories) to relate existing experimental data to the observables of interest. In the case of DR's it is analyticity and causality, rather than chiral symmetry, which allow one to make the connection. Although DR's do not bear on the way in which QCD quarks and gluons form intermediate strange hadronic states, they do provide an essentially model-independent framework for treating the way in which those states contribute to the form factors. We view them as providing an intermediate step toward understanding the strange quark form factors at the fundamental level of QCD. Because of their generality, they also allow us to evaluate the credibility of several model predictions.

Our use of DR's to study nucleon form factors is not new. The spectral content of the nucleon isovector form factors has been clearly delineated using this approach [18, 19]. It is now known that both an uncorrelated continuum as well as the $\Lambda(1520)$ resonance play important roles in the low- q^2 behavior of these form factors. The q^2 -dependence of the isoscalar EM form factors has been successfully reproduced using DR's under the assumption of vector meson dominance (VMD). The results have been used to infer relations between the ΛNN and NN coupling strengths and to make predictions for the strange quark form factors [20, 21, 22]. However, the relationship between the resonance and continuum contributions to these form factors has not been previously established. Consequently, a number of model predictions have appeared which rely on the assumption that the uncorrelated continuum ("meson cloud") gives the largest effect. These meson cloud calculations have generally entailed a truncation at second order in the strong hadronic coupling, g { a practice of questionable validity. The corresponding predictions have generally been in disagreement with those obtained using VMD.

In what follows, we consider both the strange quark and isoscalar EM form factors without relying on the a priori assumption of vector meson or meson cloud dominance. We focus in particular on the contribution from the KK intermediate state. The rationale for this focus is twofold. First, the KK state constitutes the lightest intermediate state containing valence s and s quarks. Its contribution to the strange quark form factors has correspondingly been emphasized in both models and ChPT. Second, given the present availability of strong interaction and EM data, the KK contribution can be computed to all orders in g using a minimum of assumptions. From an analysis of $KN \rightarrow KN$ and $e^+e^- \rightarrow KK$ data, we show that the scale of the KK contribution depends critically on effects going beyond $O(g^2)$ and argue that a similar situation holds for the remainder of the form factor spectral content. We also

(a) illustrate the relation between the continuum and resonance contributions,

(b) evaluate the credibility of several model predictions as well as the $O(p^3)$ prediction of ChPT for the magnetic radius,

(c) derive values for the vector and tensor NN couplings and compare with those obtained from isoscalar EM form factors under the assumption of VMD.

In Refs. [23, 24], we reported on the results of our DR analysis of the nucleon "strangeness radius" (the slope of G_E^s at the photon point). Here, we expand on that analysis to consider the full q^2 -dependence in both the isoscalar EM and strangeness channels and to discuss both the electric and magnetic form factors.

The majority of the paper is devoted to technical issues associated with analytic continuation. Some form of analytic continuation is required to obtain $KK \rightarrow NN$ scattering amplitudes in the unphysical region where they are needed for dispersion integrals. Using backward dispersion relations, we obtain the unphysical amplitudes from KN phase shift analyses. Our discussion of these issues is organized as follows. After outlining our formalism, we perform the spectral decomposition of the form factors and write down dispersion relations in section 2. In section 3, we express the spectral functions in terms of $KK \rightarrow NN$ partial waves and give the corresponding unitarity bounds valid in the unphysical region of the dispersion integrals. The analytic continuation of KN amplitudes which is used in the physical region is performed in section 4. The procedure of the analytic continuation is described in detail and the inherent problems as well as our treatment of them is discussed. The results are then applied to the nucleon's strange and isoscalar electromagnetic form factors in section 5. Finally, in section 6 we discuss the contribution of other intermediate states and summarize our conclusions.

2 Spectral Decomposition and Dispersion Relations

The vector current form factors of the nucleon, $F_1(t)$ and $F_2(t)$, are defined in the usual way:

$$\langle N(p') | j_\mu(0) | N(p) \rangle = \bar{u}(p') \left[F_1(t) \gamma_\mu + \frac{iF_2(t)}{2m_N} \sigma_{\mu\nu} q^\nu \right] u(p) : \quad (3)$$

where $u(p)$ is the spinor associated with the nucleon state $|N(p)\rangle$ and $t = q^2 = (p' - p)^2$ is the four-momentum transfer. In this paper we consider two cases for j : (i) the strange vector current s and (ii) the isoscalar electromagnetic current $j^{(I=0)}$. Since the nucleon carries no net strangeness, F_1^s must vanish at zero momentum transfer, (i.e. $F_1^s(0) = 0$), whereas $F_1^{(I=0)}$ is normalized to the isoscalar electromagnetic charge of the nucleon, $F_1^{(I=0)}(0) = 1/2$. We define the usual Sachs electric and magnetic form factors by

$$\begin{aligned} G_E &= F_1 - F_2 ; \\ G_M &= F_1 + F_2 ; \end{aligned} \quad (4)$$

where $t = -4m_N^2$. In the Breit frame, G_E and G_M may be interpreted as the Fourier transforms of the distributions of charge and magnetic moment, respectively. In the case of the strange form factors we are particularly interested in their leading moments, the strange magnetic moment and the strange electric and magnetic radii:

$$\begin{aligned} s &= F_2^s(0) = G_M^s(0) = s; \\ \text{hr}^2 i_E^s &= 6 \frac{dG_E^s(t)}{dt} \Big|_{t=0}; \\ \text{hr}^2 i_M^s &= 6 \frac{dG_M^s(t)}{dt} \Big|_{t=0}; \end{aligned} \quad (5)$$

respectively. The corresponding isoscalar electromagnetic form factors are defined analogously. Since the net strangeness of the nucleon vanishes, the anomalous and total strange magnetic moments s and s are equal. Furthermore, a dimensionless version of the radii can be defined by⁴

$$\begin{aligned} s_E &= \frac{dG_E^s(t)}{dt} \Big|_{t=0} = 4m_N^2 \frac{dG_E^s(t)}{dt} \Big|_{t=0} = \frac{2}{3} m_N^2 \text{hr}^2 i_E^s; \\ s_M &= \frac{dG_M^s(t)}{dt} \Big|_{t=0} = 4m_N^2 \frac{dG_M^s(t)}{dt} \Big|_{t=0} = \frac{2}{3} m_N^2 \text{hr}^2 i_M^s; \end{aligned} \quad (6)$$

The corresponding isoscalar EM moments are defined analogously.

Having made these definitions, we review the analytic properties of the form factors. A dispersion relation for the form factor $F_i(t)$ is obtained by integrating

$$\frac{F_i(z)}{z^n (z - t)} \quad (7)$$

along a circle and cut in the complex plane. The cut arises from physical states carrying the quantum numbers of the current j (see below). The integer n is chosen to guarantee that the integral vanishes on the circular part of the contour, that is

$$\frac{F_i(z)}{z^n} \rightarrow 0 \quad \text{as } |z| \rightarrow \infty; \quad (8)$$

For $n = 0$ the result is the familiar expression,

$$F_i(t) = \frac{1}{t} \int_t^{\infty} \frac{\text{Im } F_i(t')}{t' - t} dt'; \quad (9)$$

where t is the beginning of the unitarity cut for $F_i(t)$ in the complex plane. The i in the denominator of the integrand is necessary only when the form factor is to be evaluated on the cut. For $n \geq 1$ one obtains n -times subtracted DR's:

$$F_i(t) = \frac{t^n}{t} \int_t^{\infty} \frac{\text{Im } F_i(t')}{(t')^n (t' - t - i)} dt' + \sum_{k=0}^{n-1} F_i^{(k)}(0) \frac{t^k}{k!}; \quad (10)$$

⁴The conversion factor is $2m_N^2 = 3 \cdot 15.15 \text{ fm}^{-2}$.

Increasing n improves the convergence of the DR while sacrificing one's ability to predict the lowest moments of the current. Generally speaking, it is desirable to predict the low- t behavior of the form factors, so n is kept as small as possible. In the case of F_1 , the value at $t = 0$ is constrained to be the conserved charge associated with the current. Hence, it is conventional to employ a once subtracted dispersion relation ($n = 1$ in Eq. (10)) for F_1 . Typically, one wishes to predict $F_2(0)$ as well as its $t \neq 0$ behavior. In this case, the DR of Eq. (9) is appropriate. We follow these conventions in the present study.⁵

Specifying these considerations to the strangeness form factors, we obtain

$$F_2^s(t) = \frac{1}{t} \int_{t^0}^{\infty} \frac{\text{Im } F_2^s(t')}{t'(t' - t)} dt'; \quad (11)$$

and

$$F_1^s(t) = \int_{t^0}^{\infty} \frac{\text{Im } F_1^s(t')}{t'(t' - t)} dt'; \quad (12)$$

As a consequence, subtracted dispersion relations can be written for the Sachs form factors as well. Using Eq. (4) we obtain,

$$G_E^s(t) = \int_{t^0}^{\infty} \frac{\text{Im } G_E^s(t')}{t'(t' - t)} dt'; \quad (13)$$

$$G_M^s(t) = s + \int_{t^0}^{\infty} \frac{\text{Im } G_M^s(t')}{t'(t' - t)} dt'; \quad (14)$$

From Eqs. (9-14), it is clear that the quantities of interest are the imaginary parts of the form factors. The success of the DR analysis relies on a decomposition of the $\text{Im } F_i$ into scattering amplitudes involving physical states. To obtain this spectral decomposition, it is convenient to follow the treatment of Refs. [25, 26, 23] and to consider the crossed matrix element

$$J = \langle N(p) N(p) | j(0) | i \rangle = u(p) F_1(t) + \frac{i F_2(t)}{2m_N} (p + p) \cdot v(p); \quad (15)$$

where $v(p)$ is the spinor associated with the antinucleon in the final state and t is now a timelike momentum transfer. Using the LSZ reduction formalism, J may be expressed as

$$J = \frac{i}{Z} (2\pi)^{-3/2} N \int d^4x e^{ip \cdot x} \langle N(p) | T(j(0); J_N(x)) | i \rangle v(p); \quad (16)$$

⁵We note that the parameter n in Eq. (8) that determines which dispersion relation has to be used is generally not known from first principles. Our choice of n for F_1^s and F_2^s is only an ansatz and constitutes one of the uncertainties in our approach. However, it is consistent with the results of perturbation theory [26].

where Z denotes a wave function renormalization factor, N a spinor normalization factor, $\psi(x)$ a nucleon field operator, and $J_N(x) = J_N^Y(x) \gamma_0$ a nucleon source satisfying

$$(i\partial\!\!\!/ - m_N) \psi(x) = J_N(x) : \quad (17)$$

To make the analytic structure of J more transparent the time ordered product is rewritten in terms of a retarded commutator in the following way:

$$T(j(0); J_N(x)) = \psi(x_0) [J_N(x); j(0)] + j(0) J_N(x) : \quad (18)$$

The second term on the right hand side of Eq. (18) vanishes when evaluated between on-shell nucleon-antinucleon states and the vacuum because the operator $J_N(x)$ annihilates antinucleons in the initial state. Hence Eq. (16) becomes

$$J = \frac{i}{Z} (2\pi)^{3=2} N \int d^4x e^{ip \cdot x} \psi(x_0) \langle N(p) | j [J_N(x); j(0)] | 0 \rangle \text{div}(p) : \quad (19)$$

We note that Eqs. (16) and (19) give the same result for on-shell states but differ in their off-shell continuations. Microcausality requires that

$$\psi(x_0) [J_N(x); j(0)] = 0 \quad \text{for} \quad x_0 < 0 \quad \text{or} \quad x^2 < 0 ; \quad (20)$$

and various analyticity properties of J follow which allow us to write down the dispersion relations for the form factors.

The spectral decomposition of the imaginary part follows from inserting a complete set of intermediate states into Eq. (19). We obtain,

$$\text{Im } J = \frac{i}{Z} (2\pi)^{3=2} N \sum_X \langle N(p) | j_N(0) | X \rangle \langle X | j(0) | 0 \rangle \text{div}(p) \delta^4(p + p_X - p) : \quad (21)$$

Eq. (21) relates the imaginary parts of the form factors to on-shell matrix elements for other physical processes. The singularity structure of the form factors is determined by Eq. (21). Singularities arise from propagating on-shell particles in the intermediate state j . One particle intermediate states create simple poles, whereas continuum contributions are responsible for cuts starting at the corresponding threshold. In our case one-particle intermediate states are not allowed because of baryon number conservation. The form factors have multiple cuts on the positive real t -axis. The invariant mass-squared M^2 of the lightest state appearing in the sum defines the beginning of the first cut and the lower limit in the DR integrals: $M^2 = t$. Fig. 1 gives a diagrammatical representation of Eq. (21).

There is an infinite number of contributing intermediate states j which are restricted by the quantum numbers of the currents s and $j^{(I=0)}$ [$I^G(J^{PC}) = 0(1^-)$]. Namely, the lightest states generate the most important contributions to the leading moments of the current. Moreover, owing to the presence of the source $J_N(0)$, the intermediate states

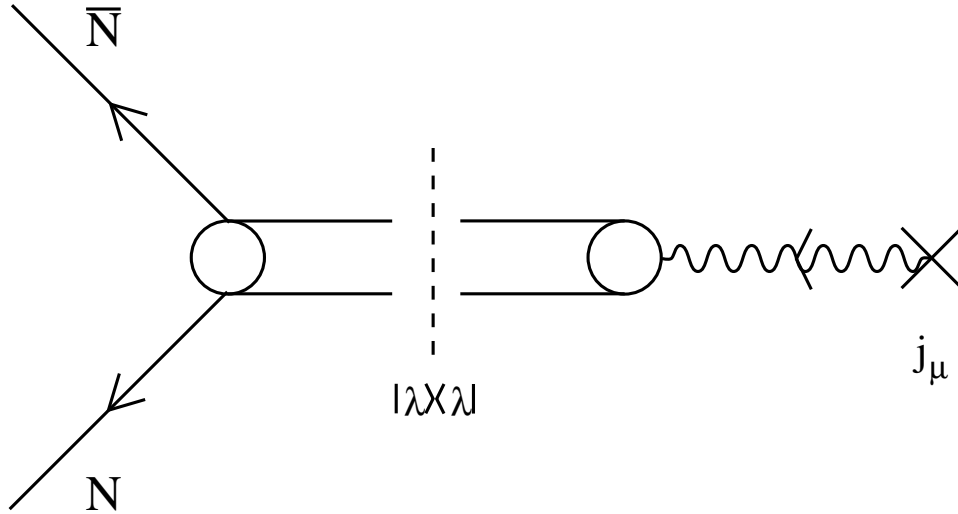


Figure 1: Diagrammatic representation of the spectral decomposition for the form factors as given by Eq. (21).

must have zero baryon number. In the purely mesonic sector, the lightest such states are $3, 5, \dots$ and in the case of the baryons, possible intermediate states are NN, \dots . Of course there also appear states containing both mesons and baryons, such as NN etc.. Resonances, such as the ρ , do not correspond to asymptotic states and are already included in the continuum contributions, such as that from the 3 state. The lowest allowed states together with their thresholds are collected in Table 1.

To the extent that sufficient data exist, experimental information may be used to determine the matrix elements appearing in Eq. (21). However, when the threshold t_{ji} of the intermediate state j_i is below the two-nucleon threshold, the values of the matrix element $\langle N(p) | j_N(0) | j_i \rangle$ are also required in the unphysical region $t < t_{ji} = 4m_N^2$. In this case, the amplitude must be analytically continued from the physical to the unphysical regime. The first cut in the complex t -plane appears at the 3 production threshold, $t = 9m_\pi^2$, and higher-mass intermediate states generate additional cuts. For example for $j_i = \bar{K}K$ the cut runs from $t = 4m_K^2$ to infinity. Therefore, the matrix element for $\bar{K}K \rightarrow \rho \rightarrow NN$ is also needed in the unphysical region $4m_K^2 < t < 4m_N^2$, which requires an analytic continuation. We also note that since Eq. (21) is linear, the contributions of different j_i can be treated separately.

Some of the predictions for the F_i^s reported in the literature are based on approximations to the spectral functions appearing in Eqs. (11) and (12). The work of Refs. [20, 21, 22] employed a vector meson dominance approximation, which amounts to writing the spectral function as

$$\text{Im } F_i^s(t) = \sum_j a_j(t - m_j^2); \quad (22)$$

m esonic states	t [G eV ²]	baryonic states	t [G eV ²]
3	0.18	N N	3.53
5	0.49	N N	4.67
7	0.96		4.84
K K	0.98		5.76
K K	1.28		5.95
⋮		⋮	

Table 1: Intermediate states with lowest thresholds which contribute to Eq. (21). Purely mesonic states are shown on the left and states containing baryons on the right hand side.

where $|j\rangle$ denotes a particular vector meson resonance (e.g. ρ or ω) and the sum runs over a finite number of resonances. In terms of the formalism from above this approximation omits any explicit multi-meson intermediate states $|j_i\rangle$ and assumes that the products $\langle N(p) j_N(0) | j_i \rangle \langle j_i | s | \text{div}(p)$ are strongly peaked in the regions near the vector meson masses. The same has been made in conventional analyses of the isoscalar EM form factors [18, 19].

In contrast, a variety of hadronic effective theory and model calculations for the strange form factors have focused on contributions from the two-kaon intermediate state [12, 13, 16]. Even though $K\bar{K}$ is not the lightest state appearing in Table 1, it is the lightest state containing valence strange quarks. The rationale for focusing on the $K\bar{K}$ contribution is based primarily on the intuition that such states ought to give larger contributions to the matrix element $\langle j_s | s | j_i \rangle$ than purely pionic states with no valence s or s quarks. In other words, the kaons represent the lightest contribution allowed by the OZI rule [27], whereas the 3 state can not couple to the strange vector current if the OZI rule holds strictly. The validity of this so called "kaon cloud dominance" ansatz is open to question for at least two reasons. First, as can be seen from Table 1, the three-pion threshold is significantly below the $K\bar{K}$ threshold. Consequently, the 3 contribution is weighted more strongly in the dispersion integral than the $K\bar{K}$ contribution because of the denominators in Eqs. (11, 12). Second, three pions can resonate into a state having the same quantum numbers as the ω (nearly pure ss), and thereby generate a non-trivial contribution to the current matrix element. Indeed, the ω has roughly a 15% branch to multipionnal states (largely via a ρ resonance). Although such resonances do not appear explicitly in the sum over the states in Eq. (21), the impact of resonances nevertheless enters via the current matrix element $\langle j_s | s | j_i \rangle$ and the NN production amplitude $\langle N(p) j_N(0) | j_i \rangle \langle j_i | \text{div}(p)$ for states having p^0 less than the resonance mass. It is noteworthy that the kaon-cloud predictions for F_E^s are typically smaller in magnitude than the vector meson dominance predictions and have the opposite sign. We leave a discussion of the relative size of the multipion and two-kaon contributions for section 6, and focus in the next section on the two-kaon state.

3 K K Intermediate State and Unitarity

We now study in detail the contribution of the $K\bar{K}$ intermediate state to the imaginary parts of the form factors (Eq. (21)). As noted above, a number of meson cloud calculations, as well as ChPT treatments of the strangeness form factors, have emphasized the role played by kaons. By considering the $\bar{K}K$ contribution, we are able to evaluate the credibility of these analyses. Equally as important from the standpoint of dispersion theory, both KN scattering and the reaction $NN \rightarrow K\bar{K}$ have been studied experimentally and phase shift analyses are available. For the other intermediate states contributing to Eq. (21) the situation is far less promising and a greater degree of model input is necessary. As a consequence, the $K\bar{K}$ continuum represents the best available "test case" for evaluating different model predictions.

In order to determine the KK contribution to the spectral functions, we need the matrix elements $\langle N(p)j_N | K(k)K(k) | \text{iv}(p) \rangle$ and $\langle K(k)K(k) | j_N j_N \rangle$. By expanding the $KK \rightarrow NN$ amplitude in partial waves, we are able to identify the pieces which contribute to the absorptive part of the nucleon current matrix element (Eq. (21)) and to impose the constraints of unitarity in a straightforward way. In doing so, it is convenient to follow the helicity amplitude formalism of Jacob and Wick [28]. With λ and λ' being the nucleon and antinucleon helicities, we write the corresponding S -matrix element as

$$i(2)^4 (p + p - k - k)(2)^2 \frac{64t}{t - 4m_K^2} h; ; ; \hat{\mathcal{J}}(P) \mathcal{D}0i; \quad (23)$$

where $P = p + p = k + k$ is the total four-momentum, $t = P^2$, and m_K is the kaon mass. The matrix element $\langle \pi^+ \pi^- | \hat{S}(P) | 0 \rangle$ is then expanded in partial waves as [23, 28]

$$S_{\alpha}(\mathbf{h}; \mathbf{J}; \mathbf{J}^{\alpha}(\mathbf{P}))_{00i} = \sum_{j=1}^J \frac{2J+1}{4} b_j^i D_0^j(\mathbf{h}; \mathbf{J}); \quad (24)$$

where $D^J_0(\hat{p}; \hat{p}_1, \hat{p}_2)$ is a Wigner rotation matrix with $\hat{p} = \hat{p}_1 = \hat{p}_2$. The b_J denote partial waves of angular momentum J . Because of the quantum numbers of the isoscalar EM and strange vector currents, only the $J = 1$ partial waves contribute to the imaginary parts of the corresponding form factors. Moreover, because of parity invariance of the strong interaction only two of the four partial waves are independent. We choose $b_1^{1=2; 1=2}$ and $b_1^{1=2; -1=2}$ which fulfill the threshold relation [23]

$$b_1^{1=2; \quad 1=2}(t) \Big|_{t=4m \frac{2}{N}} = \frac{p}{2} b_1^{1=2; 1=2}(t) \Big|_{t=4m \frac{2}{N}} : \quad (25)$$

Using the above definitions, the unitarity of the S-matrix, $S^\dagger S = 1$, requires that

$$b_T^i(t) \leq 1; \quad (26)$$

for $t < 4m_N^2$. Consequently, unitarity gives model-independent bounds on the contribution of the physical region ($t < 4m_N^2$) to the imaginary part. In the unphysical region ($4m_K^2 < t < 4m_N^2$), however, the partial waves are not bounded by unitarity. Therefore, we must rely upon an analytic continuation of KN scattering amplitudes. The details of this procedure are discussed in the next section.

The second matrix element appearing in the spectral decomposition of Eq. (21), $\langle K(k) | j_j^{(a)} | K(k) \rangle$, is parametrized by the form factor F_K^a :

$$\langle K(k) | j_j^{(a)} | K(k) \rangle = (k-k) F_K^a(t); \quad (27)$$

where a denotes EM or s and where $F_K^a(0)$ gives the corresponding kaon charge (e.g., $F_K^s(0) = 1$).

From Eq. (21), the spectral functions are related to the partial waves and the kaon strangeness form factor by,

$$\text{Im } F_1^{(a)}(t) = \text{Re} \left(\frac{m_N q_t}{4p_t^2} \frac{E}{2m_N} b_1^{1=2; 1=2}(t) b_1^{1=2; 1=2}(t) F_K^a(t) \right); \quad (28)$$

$$\text{Im } F_2^{(a)}(t) = \text{Re} \left(\frac{m_N q_t}{4p_t^2} b_1^{1=2; 1=2}(t) \frac{m_N}{2E} b_1^{1=2; 1=2}(t) F_K^a(t) \right); \quad (29)$$

where

$$p_t = \frac{q}{t-4} \sqrt{m_N^2}; \quad (30)$$

$$q_t = \frac{q}{t-4} \sqrt{m_K^2};$$

and $E = \sqrt{t-4}$. Using Eq. (4) we readily obtain the corresponding spectral functions for the Sachs form factors,

$$\text{Im } G_E^{(a)}(t) = \text{Re} \left(\frac{q_t}{4m_N} b_1^{1=2; 1=2}(t) F_K^a(t) \right); \quad (31)$$

$$\text{Im } G_M^{(a)}(t) = \text{Re} \left(\frac{q_t}{2\sqrt{2}t} b_1^{1=2; 1=2}(t) F_K^a(t) \right); \quad (32)$$

On one hand, Eqs. (28-32) may be used to determine the spectral functions from available experimental information. On the other hand, one can impose bounds on the imaginary parts in the physical region by drawing upon Eq. (26). Eqs. (28-32) involve expressions of the type

$$\text{Re } b_1^{1=2; 1=2}(F_K^a)^0 = b_1^{1=2; 1=2} F_K^a \cos(\delta_1 - \delta_K) = b_1^{1=2; 1=2} F_K^a (1 + \delta_K); \quad (33)$$

where the phase difference correction δ_K is defined by $\delta_K = \cos(\delta_1 - \delta_K) - 1$, with δ_1 and δ_K the complex phases of the partial waves and form factor, respectively. The lack of direct

experimental information about F_K^S is particularly problematic if we try to determine F_K . However, $|j_+ - j_-| \leq 1$ and for purposes of setting an upper bound on the spectral functions it is appropriate to take $F_K = 0$. In order to obtain bounds for the Dirac and Pauli form factors which are finite at the two-nucleon threshold, we build in the correct threshold relation for the partial waves, Eq. (25). This is necessary to cancel the $1/p_t^2$ factor in Eqs. (28, 29). Strictly speaking, the relation holds only for $t = 4m_N^2$. For simplicity, however, we assume this relation to be valid for all momentum transfers, as e.g. holds in the tree approximation of perturbation theory. Consequently, we obtain the relations

$$\text{Im } F_1^{(a)}(t) = \frac{p_t}{2} \frac{q_t}{2(t + 2m_N)} F_K^a(t); \quad (34)$$

$$\text{Im } F_2^{(a)}(t) = \frac{m_N q_t}{2t(t + 2m_N)} F_K^a(t); \quad (35)$$

which set upper bounds on the contribution of the physical region to the dispersion integral. The unitarity bounds for the Sachs form factors are obtained more straightforwardly by simply setting $\text{Im } F_1^{1=2; 1=2}(t) = 1$ in Eqs. (31, 32) as

$$\text{Im } G_E^{(a)}(t) = \frac{q_t}{4m_N} F_K^a(t); \quad (36)$$

$$\text{Im } G_M^{(a)}(t) = \frac{q_t}{2} F_K^a(t); \quad (37)$$

3.1 Kaon Form Factors

The time-like kaon EM form factor, $F_K^{EM}(t)$, has been determined from $e^+e^- \rightarrow K^+K^-$ and $e^+e^- \rightarrow K_L^0 K_S^0$ cross sections. A striking feature of F_K^{EM} observed in these studies is the pronounced peak for $t \approx m^2$ [29]. At higher values of t , oscillations at a much smaller scale are observed. A variety of analyses of F_K^{EM} in this region have been performed [29, 30], and it is found that F_K^{EM} is well-described by a vector meson dominance (VMD) parametrization:

$$F_K^{EM}(t) = \sum_V C_V \frac{m_V^2}{m_V^2 - t - i m_V \Gamma_V(t)}; \quad (38)$$

where the sum is over vector mesons of mass m_V and width Γ_V and where $\Gamma_V(t)$ is some specified function of t . We use $\Gamma_V(t) = t - m_V^2$ [30]. In nearly all analyses, one finds for the residues: $C_{\rho} = 1/2$, $C_{\omega} = 1/6$, and $C_{\phi} = 1/3$. These residues may alternately be described in terms of the V and VKK couplings:

$$C_V = g_{VKK} = f_V; \quad (39)$$

where $f_{\rho} = 5.1$, $f_{\omega} = 1.7$, and $f_{\phi} = 1.3$. The strong couplings may be determined from $(\pi \rightarrow K K)$ and $SU(3)$ relations.

To obtain $F_K^s(t)$ we follow Refs. [20, 16, 31] and draw upon the known flavor content of the vector mesons. The ω does not contribute to isoscalar form factors. To the extent that (i) the ρ and ω satisfy ideal mixing ($j^0_i = \sqrt{2} j^0_{si}$ and $j^0_i = j^0_{uu} + \sqrt{2} j^0_{dd}$) and (ii) the valence quarks determine the low- t behavior of the matrix elements $\langle j^0 | j^0_i | \rangle$ one expects

$$\begin{aligned} \langle j^0 | j^0_{si} | \rangle &= 0; \\ \langle j^0 | j^0_i | \rangle &= 3 \langle j^0 | j^0_M | \rangle. \end{aligned} \quad (40)$$

It is straightforward to account for deviations from ideal mixing [20, 16, 31]:

$$\begin{aligned} C_{\rho}^{(s)} = C_{\rho} &= \frac{P}{6} \frac{\sin \theta_0}{\sin(\theta_0 + \theta_0)} \quad 0.2; \\ C_{\omega}^{(s)} = C_{\omega} &= \frac{P}{6} \frac{\cos \theta_0}{\cos(\theta_0 + \theta_0)} \quad 3; \end{aligned} \quad (41)$$

where the s superscript denotes the residue for the strangeness form factor, θ_0 is the "magic" octet-singlet mixing angle giving rise to pure $uu+dd$ and ss states and θ_0 deviations from ideal mixing. From Eqs. (38) and (41) we observe that the time-like kaon strangeness form factor is dominated by the (1020) resonance. We note that the flavor rotation of Eq. (41) only gives the relative size of the ρ and ω contributions and does not lead to the correct normalization for F_K^s at $t = 0$. However, this normalization is given by the strangeness charge of the kaon and can be enforced by hand.

In Fig. 2 we plot F_K^s as given by Eqs. (38) and (41) and compare it with a simple VDM model [23] and the Gounaris-Sakurai (GS) parameterization given in Appendix A. We observe that the GS and VDM forms reproduce the essential features of F_K^s as determined from e^+e^- data and standard flavor rotation arguments. Since F_K^s is needed for $t \leq 4m_K^2$, the ρ -contribution which gives rise to the bump around $t \approx 0.6 \text{ GeV}^2$ in Fig. 2 is negligible. In comparison to the strong ω peak, the small scale oscillations at higher- t have a negligible impact as well. When computing the leading strangeness moments, we find less than a 10% variation in the results when any of these different parameterizations for F_K^s is used. In short, any model parameterization of F_K^s showing the peak at the mass and having the correct normalization, $F_K^s(0) = 1$, may be used for the purpose of studying nucleon strangeness. The pointlike approximation, $F_K^s = 1$, however, misses important resonance physics. Throughout the remainder of this work, we will use the Gounaris-Sakurai (GS) parameterization given in Appendix A.

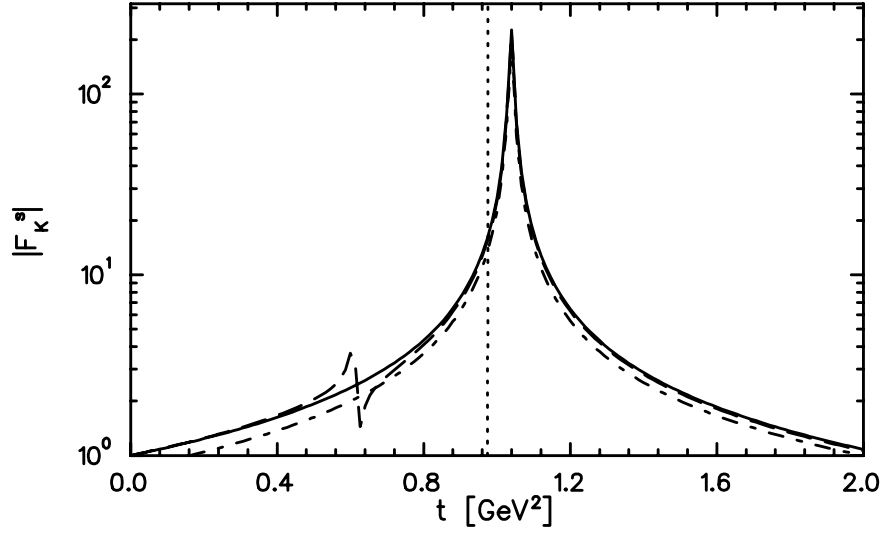


Figure 2: Different model parametrizations for F_K^s . The full line shows a simple VMD model with the ρ only, the dashed line shows the flavor rotated VMD model including the ω and the ϕ , and the dash-dotted line shows the Gounaris-Sakurai parametrization. F_K^s is needed above the $K\bar{K}$ -threshold, indicated by the vertical dotted line.

4 Analytic Continuation

To obtain the b_i^j for $4m_K^2 \leq t \leq 4m_N^2$ we analytically continue physical amplitudes into the unphysical regime. The analytic continuation (AC) of a finite set of experimental amplitudes with non-zero error is fraught with potential ambiguities. Indeed, AC in this case is inherently unstable, and analyticity alone has no predictive power. Additional information must be introduced in order to stabilize the problem, as we discuss below [32].

In order to illustrate these issues and the methods we adopt to resolve them, we first briefly review the kinematics of KN scattering. A more detailed account can be found, e.g., in Refs. [33, 34]. It is useful to consider the s -, u -, and t -channel reactions simultaneously,⁶

$$\begin{aligned}
 \text{(a) } s\text{-channel:} & \quad K(q_i) + N(p_i) \rightarrow K(q_f) + N(p_f); \\
 \text{(b) } u\text{-channel:} & \quad K(-q_i) + N(p_i) \rightarrow K(-q_f) + N(p_f); \\
 \text{(c) } t\text{-channel:} & \quad K(-q_i) + K(q_i) \rightarrow N(-p_i) + N(p_f);
 \end{aligned} \tag{42}$$

where the four-momenta of the particles are given in parentheses. For example in the case of the s -channel reaction (a), we denote the initial four-momentum of the nucleon (kaon)

⁶We do not consider K^0N scattering data in this analysis. In the following, we write K and \bar{K} for K^+ and K^- , respectively.

with $p_i (q_i)$ and the corresponding momenta with $p_f (q_f)$, respectively. In this notation the crossing relations between the different channels are immediately transparent. The three processes can be described in terms of the usual Mandelstam variables

$$\begin{aligned} s &= (p_i + q_i)^2 = (p_f + q_f)^2 ; \\ u &= (p_i - q_f)^2 = (p_f - q_i)^2 ; \\ t &= (q_i - q_f)^2 = (p_f - p_i)^2 ; \end{aligned} \quad (43)$$

which are equal to the square of the total CM energy in the respective channel. Furthermore, they are subject to the constraint

$$s + t + u = 2m_N^2 + 2m_K^2 : \quad (44)$$

The invariant matrix element for the KN scattering process has the structure,

$$M = u(p_f) A(s; t) + \frac{1}{2} (\epsilon_i + \epsilon_f) B(s; t) u(p_i) ; \quad (45)$$

where the invariant amplitudes A and B can be decomposed in isospin space according to

$$\begin{aligned} A(s; t) &= A^+(s; t) + A^-(s; t) (\sim_N \sim_K) ; \\ B(s; t) &= B^+(s; t) + B^-(s; t) (\sim_N \sim_K) ; \end{aligned} \quad (46)$$

The explicit isospin decomposition of the invariant amplitudes in the various channels and a summary of the different amplitudes in use can be found in Refs. [33, 34]. The and pole contributions to $A^{(\)}$ and $B^{(\)}$ which will be needed later are given by

$$\begin{aligned} A_{\text{pole}}^{(\)}(s; u) &= \sum_{Y=0}^X \frac{g_{KNY}^2}{2} (m_Y - m_N) \frac{1}{u - m_Y^2} \frac{1}{s - m_Y^2} ; \\ B_{\text{pole}}^{(\)}(s; u) &= \sum_{Y=0}^X \frac{g_{KNY}^2}{2} \frac{1}{u - m_Y^2} \frac{1}{s - m_Y^2} : \end{aligned} \quad (47)$$

It is instructive to display the range of $s; u$; and t in the so-called Mandelstam plane, shown in Fig 3. The physical regions of the three different reactions do not overlap, and the invariant amplitudes simultaneously describe all three processes. The physical values of the invariant amplitudes are obtained when the Mandelstam variables are taken in the corresponding ranges. In order to carry out the dispersion integrals of Eqs. (11-14), we require the b_1' along the t -channel cut, indicated by the gray shaded area in Fig. 3.

We begin with experimental KN amplitudes in the s -channel region and employ the method of backward dispersion relations to obtain the un-physical amplitudes along the t -channel cut. The backward DR method has been used successfully for a similar

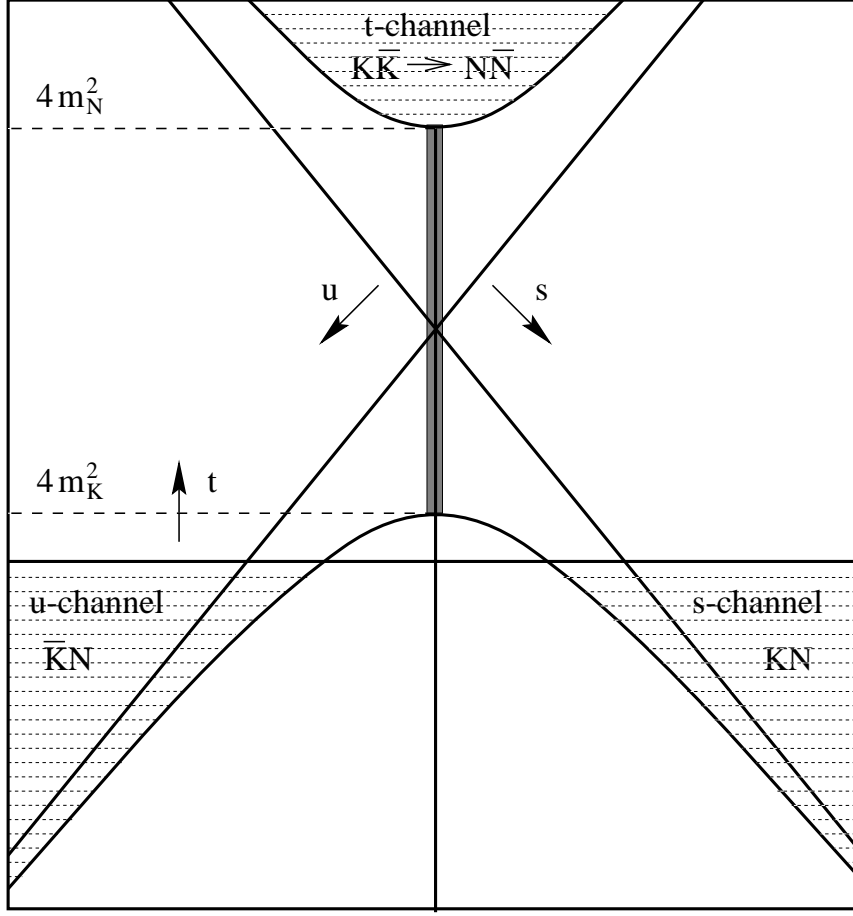


Figure 3: Mandelstam plane for K N scattering. The physical regions for the three reactions from Eq. (42) are marked by the dashed areas.

continuation of N scattering amplitudes [35] and as a consistency test for different K N phase shift solutions in the 1970's [36]. Only recently has a continuation of the K N amplitudes become possible due to improvements in the data base over the last three decades. A continuation of K N scattering amplitudes has also been performed on the basis of hyperbolic DR [37]. In the latter analysis, however, the t-channel helicity amplitudes have been parametrized by sharp resonance poles, an a priori assumption we seek to avoid in the present analysis. In the meantime, the analysis of experimental K N scattering data has been updated. We use the recent K N phase shift analysis of the VP I-group [38] as experimental input.

4.1 Overall Strategy and Problems

Although an analytic continuation is uniquely defined from a continuum of points, this is not the case for a finite set of points lying within a certain error corridor. Consequently, the procedure for obtaining amplitudes outside the range of the given data is unstable.⁷ In practice the problem is stabilized by restricting the admissible solutions of the problem to a compact set. This is achieved by introducing a priori information on the solution from experiment or theory, so called "stabilizing levers" [32]. In the remainder of this subsection, we give an overview of our general procedure and the method to circumvent the instability problems. A more detailed treatment appears in section 4.2.

The first important observation is that in the backward direction, the invariant amplitudes in the s - and t -channel coincide, i.e. $f_s(t; s =) = f_t(t; t =) = f(t)$. Here f is

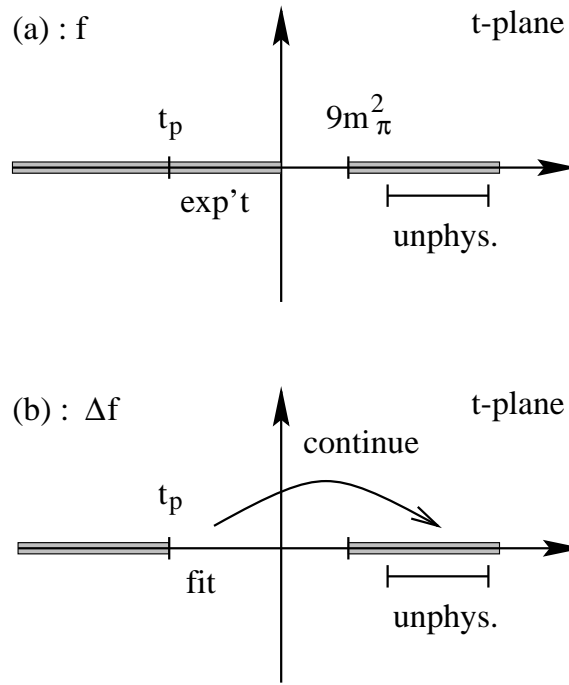


Figure 4: Singularity structure of a generic backward scattering amplitude f [(a)] and the corresponding discrepancy function Δf [(b)].

a generic invariant amplitude and θ_s and θ_t are the CM -scattering angles in the s - and t -channel, respectively. Thus, the continued amplitude $f_s(t; s =)$ in the un-physical regime can be identified with the unphysical t -channel amplitude, $f_t(t; t =)$.

⁷In particle physics this procedure is generally referred as "analytic continuation" although it is not an analytic continuation in the rigorous mathematical sense.

Second, we work on a Riemann sheet where only the singularities from the s- and t-channel reactions are present. The backward amplitude f then possesses a left-hand cut from zero to minus infinity stemming from the s-channel reaction. The lowest right-hand cut, which is due to the 3^- intermediate state in the t-channel, runs from $9m_\pi^2$ to infinity. This singularity structure is displayed in Fig. 4a. The two cuts do not overlap which is crucial for writing down a dispersion relation. The amplitude is known from experiment on the left-hand cut in the region $t_p \leq t \leq 0$ and we need its values on the right-hand cut where f is related to the $KK \rightarrow \pi\pi$ partial waves. In particular, we are interested in the unphysical region $4m_K^2 \leq t \leq 4m_\pi^2$ where the partial waves are not bounded by unitarity.

Following our strategy to include as much a priori information as possible, we do not continue the amplitude f itself but rather a related function, \tilde{f} , the so-called discrepancy function. In \tilde{f} the analytically determined pole terms for f , as well as the experimentally known behavior of the amplitude, have been subtracted out. This subtraction is carried out in such a way as to remove the portion of the left-hand cut lying in the range $t_p \leq t \leq 0$ (see Fig. 4b) where the phase shift analyses are available. The use of \tilde{f} presents two advantages. First, the original problem which entailed an AC from the boundary of the region of analyticity to another point on the boundary ($B \rightarrow B$) has been transformed into one in which the continuation occurs from the interior of the analyticity domain to the boundary ($I \rightarrow B$). Second, the well-known pole terms can be continued explicitly, and only non-pole parts which remain in \tilde{f} must be continued with other methods. In the end, f is easily reconstructed from \tilde{f} .

The continuation of \tilde{f} is carried out by means of a power series expansion. Such an expansion, however, converges only up to the nearest singularity. In our case this point lies at the three-pion cut, well below the region of interest. We circumvent this problem by using a conformal mapping of the complex t -plane. We map the cuts for \tilde{f} onto the circumference of the unit circle in the w -plane and the rest of the t -plane into its interior as displayed in Fig. 5. Now it is possible to use a Legendre series to perform the continuation. In principle, the series can be t to \tilde{f} in the region $t_p \leq t \leq 0$ and the t then be evaluated in the region of interest. In practice, we t to the function

$$g = \sum_j j! \tilde{f} \quad (48)$$

instead of \tilde{f} . In so doing, we explicitly enforce the high-energy behavior of the amplitude f : $f(t) \sim j!$ for $t \rightarrow 1$. The parameter m may be obtained from Regge analyses. In addition, the explicit inclusion of the high-energy behavior stabilizes the continuation by suppressing oscillations in the solution. In fact, m can also be thought of as an auxiliary parameter introduced just for this purpose. The final results depend only weakly on the precise value of m . In fact, we evaluate the stability of the continuation by studying the variation of the results with m as well as with the number of terms included in the Legendre series.

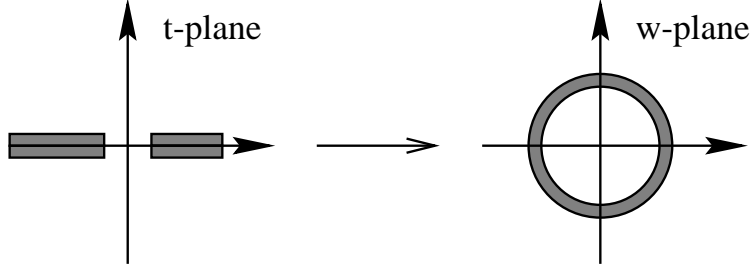


Figure 5: The cut t -plane is mapped into the unit circle in the w -plane and the cuts are mapped onto its circumference.

The foregoing procedure yields the invariant amplitude f in the region of interest. Ultimately, we require the $J = 1, K \leq N$ partial waves. By using backward dispersion relations we have sacrificed the angular dependence of the amplitude and can not easily separate the partial waves. As will be discussed in subsection 4.3, we must employ use information from other analyses [37, 36] in order to extract the $J = 1$ partial waves from f .

4.2 Details

In order to clarify the specific advantages of backward dispersion relations, we consider the kinematics in the various channels now in detail [39]. Since the Mandelstam invariants are related by Eq. (44), we can always restrict ourselves to any two of the three variables.

In the s -channel physical region we have $s = (m_N + m_K)^2$ and $t = 0$. Consequently, we can express the two Mandelstam variables s and t as,

$$\begin{aligned} s = (q_i + p_i)^2 &= m_N^2 + m_K^2 + 2q_i p_i \cos \theta_s; \\ t = (q_i - q_f)^2 &= -2q_i q_f (1 - \cos \theta_s); \end{aligned} \quad (49)$$

with θ_s the scattering angle of the kaon and $\mathbf{q}_i = \mathbf{q}_f = \mathbf{q}$. Here, q_i and q_f are the kaons' initial and final three-momenta in the center of mass (CM) frame, respectively. Similarly, we have $s = 0$ and $t = 4m_N^2$ in the t -channel physical region. Here the Mandelstam variables are related to the t -channel CM momenta of the nucleons, p_t , and kaons, q_t , as

$$\begin{aligned} s = (q_i + p_i)^2 &= p_t^2 + q_t^2 + 2p_t q_t \cos \theta_t; \\ t = (q_i - q_f)^2 &= 4E^2 = 4(p_t^2 + m_N^2) = 4(q_t^2 + m_K^2); \end{aligned} \quad (50)$$

Returning to the s -channel for a moment, Eqs. (49) become, in the limit of backward scattering, $\theta_s = \pi$,

$$s = -2q_i q_f + m_N^2 + m_K^2; \quad (51)$$

$$t = -4q_i q_f; \quad (52)$$

However, by adopting the backward angle phase conventions

$$p_t = \frac{q}{(m_N^2)}; \quad q_t = \frac{q}{(m_K^2)}; \quad \text{and} \quad = \quad t=4; \quad (53)$$

it is readily seen that Eqs. (50) also reduce to Eqs. (51, 52) in the limit of backward scattering in the t-channel, $t = 4$. In short, the invariant amplitudes in the s- and t-channel coincide in the limit of backward scattering for all t, i.e. $f_s(t; s = 4) = f_t(t; t = 4) = f(t)$. This coincidence is nontrivial because the scattering angle is not an invariant variable; it occurs only in the limit of backward scattering. As a consequence, we may continue the s-channel amplitude to unphysical values of t, and then equate this amplitude with the corresponding t-channel amplitude.

The invariant amplitudes are defined as functions of the invariant variables in the Mandelstam plane. They can be analytically continued into the complex plane with s, t and u considered as complex variables. The double valued function $s(\cdot)$ from Eq. (51) can be rendered single valued using the concept of Riemann sheets. Consequently, Eq. (51) defines a mapping of the s-plane onto a two sheeted \sqrt{s} -plane. The two sheets are connected crosswise across a cut which may be chosen along m_N^2 to m_K^2 . Values of \sqrt{s} on this cut correspond to $\sqrt{s} = m_N$ to m_K . The functional relationship between \sqrt{s} and s is

$$s = \begin{cases} \frac{8}{9} \frac{hq}{(m_N^2 + m_K^2)} + \frac{q}{(m_K^2)} i_2; & \text{on sheet I,} \\ \frac{8}{9} \frac{hq}{(m_N^2 + m_K^2)} + e^{i_2} \frac{q}{(m_K^2)} i_2; & \text{on sheet II,} \end{cases} \quad (54)$$

where the square roots are defined to be positive for positive, real arguments. Thus the s-channel physical region $s \in (m_N + m_K)^2$ is mapped into the interval $0 < 1$ on sheet I. In contrast, the u-channel physical region $u \in (m_N + m_K)^2$ is mapped into the same region on sheet II. In particular, we have

$$\sqrt{s} \in m_N \text{ to } m_K; \quad \sqrt{u} \in m_N \text{ to } m_K; \quad \text{on sheet I;} \quad (55)$$

and

$$\sqrt{s} \in m_N \text{ to } m_K; \quad \sqrt{u} \in m_N \text{ to } m_K; \quad \text{on sheet II;} \quad (56)$$

so that the s-channel physical region is mapped onto sheet I and the u-channel physical region is mapped onto sheet II. The resulting singularity structure on the two sheets is shown in Fig. 6. The lowest lying unitarity cuts for the invariant amplitudes are

$$\begin{aligned} \text{(a) s-channel:} & \quad (m_N + m_K)^2 \leq s < 1; \\ \text{(b) u-channel:} & \quad (m_N + m_K)^2 \leq u < 1; \quad (m_N + m_K)^2 \leq u < 1; \\ \text{(c) t-channel:} & \quad 9m_N^2 \leq t < 1; \quad 4m_K^2 \leq t < 1; \end{aligned} \quad (57)$$

In addition, there are the simple poles at $u = m_N^2$ and $u = m_K^2$. Because of Eq. (55) the unitarity cut from the u-channel does not appear on sheet I, and only the cuts from the

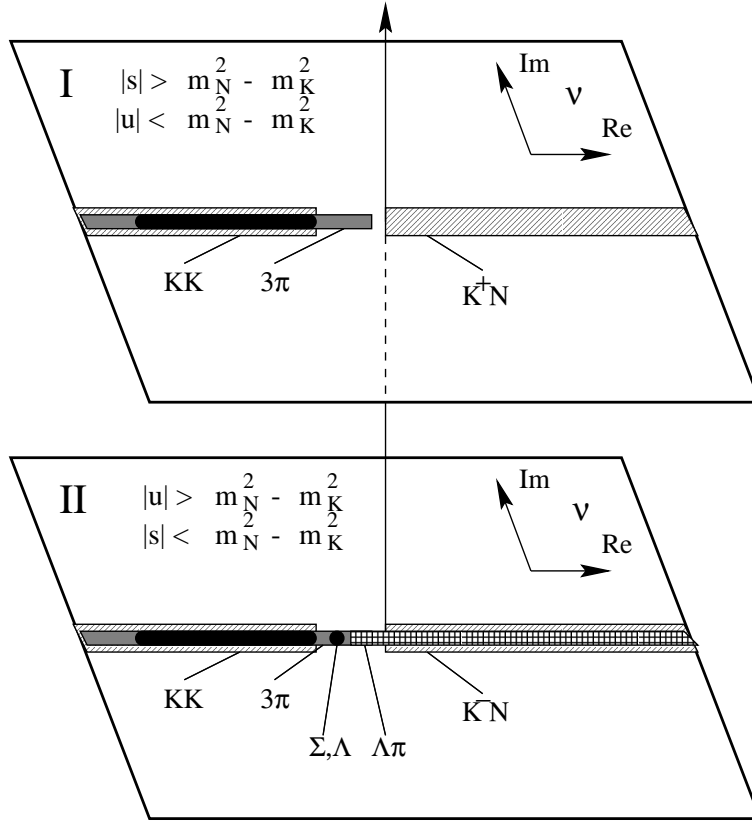


Figure 6: Lowest lying singularities on sheet I and II of the s -plane. The thick black line shows where the two sheets are connected.

s - and t -channel reactions are present. On the other hand, on sheet II only the cuts from the u - and t -channel reactions appear. Using Eqs. (51, 52, 55, 56) these singularities translate into cuts along $1 < \sqrt{s} < \sqrt{s_{\text{th}}}$ and $0 < \sqrt{s} < 1$ on sheet I. On sheet II the cuts from the t - and u -channel overlap and there is no domain of analyticity on the real axis. Consequently, we write the dispersion relations for the invariant amplitudes on sheet I.

The AC is facilitated by writing a DR for $\tilde{f}(s)$, where $\tilde{f}(s)$ is a generic invariant amplitude in the backward direction from which the pole terms have been subtracted. Since these poles are known exactly, their continuation can be performed analytically and added to the results for the non-pole part. We follow Refs. [35, 36] and apply Cauchy's integral formula on sheet I of the complex s -plane as shown in Fig. 7. Consequently, we obtain

$$\tilde{f}(s_0) = \frac{1}{2\pi i} \oint_C \frac{\tilde{f}(s)}{s - s_0} ds \quad ; \quad (58)$$

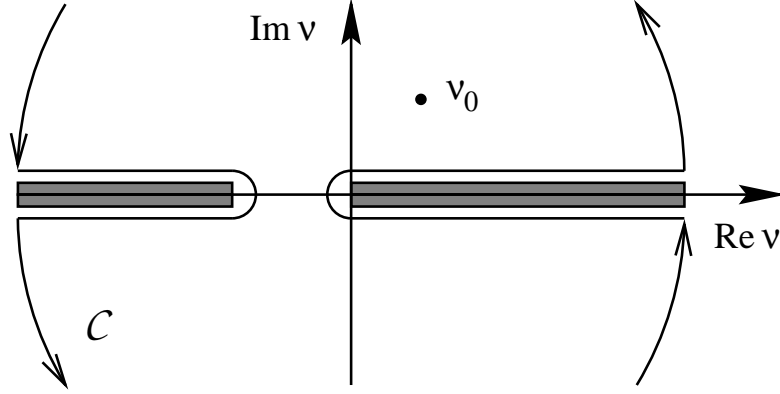


Figure 7: Integration contour in the complex v -plane, applied to a generic backward amplitude $f(v)$ in order to derive a dispersion relation.

Under the assumption that $f(v) \neq 0$ for $j \neq 1$, which is confirmed by Regge analyses of K N backward scattering [40], we may extend the contour to infinity, leaving non-zero contributions from only the integrals along the cut. On the cuts, we define the physical amplitudes by the limit $\lim_{\epsilon \rightarrow 0} f(v \pm i\epsilon)$. Moreover, the reflection principle of Schwarz can be applied, and the discontinuity across the cuts $\text{disc} f(v) = 2i \text{Im} f(v)$ is purely imaginary. After these intermediate steps, we obtain the dispersion relation

$$\tilde{f}(v) = -\frac{1}{\pi} \left(\int_{-1}^{\infty} \frac{\text{Im} \tilde{f}(v_0)}{v_0 - v} dv_0 + \int_0^{\infty} \frac{\text{Im} \tilde{f}(v_0)}{v_0 - v} dv_0 \right); \quad (59)$$

where v and v_0 are now real variables. Finally, we obtain

$$\text{Re} \tilde{f}(v) = \frac{1}{\pi} \left(\int_{-1}^{\infty} \frac{\text{Im} \tilde{f}(v_0)}{v_0 - v} dv_0 + \int_0^{\infty} \frac{\text{Im} \tilde{f}(v_0)}{v_0 - v} dv_0 \right); \quad (60)$$

for v on the left hand cut, i.e. $-1 < v < \infty$.

Since we have $v = t=4$ in the backward direction from Eq. (51), the v - and t -planes have essentially the same singularity structure. Strictly speaking, the left and right hand cuts are interchanged in the t -plane. Furthermore, because of $v = t=4$, the limit for the physical amplitude $\lim_{\epsilon \rightarrow 0} f(v \pm i\epsilon)$ corresponds to $\lim_{\epsilon \rightarrow 0} f(t \mp i\epsilon)$. The s -channel cut is along $-1 < t < 0$ and the t -channel cut is along $9m^2 < t < 1$. Hence, Eq. (59) expressed by the variable t takes the form

$$\tilde{f}(t) = -\frac{1}{\pi} \left(\int_{-1}^0 \frac{\text{Im} \tilde{f}(t^0)}{t^0 - t} dt^0 + \int_0^1 \frac{\text{Im} \tilde{f}(t^0)}{t^0 - t} dt^0 \right); \quad (61)$$

It is convenient to use the variable t instead of v in the backward DR in order to obtain the partial waves as functions of t as well.

Besides $A^{(+)}$ and $B^{(+)}$ (see Eqs. (45, 46)) it is useful to introduce the invariant amplitude $F^{(+)}$. In the backward limit it is related to $A^{(+)}$ and $B^{(+)}$ by

$$F^{(+)}(t) = A^{(+)}(t) + m_N \frac{q}{q_t - p_t} B^{(+)}(t); \quad (62)$$

with q_t and p_t defined in Eqs. (53). Our intention is to use Eq. (61) in order to analytically continue the amplitudes $B^{(+)}$ and $F^{(+)}$ into the t-channel unphysical region.⁸ The continued invariant amplitudes contain information on the $J = 1$ partial waves $b_1^{1=2; 1=2}$ of Eq. (24). Our experimental input is the recent K N phase shift analysis of the VPI-group [38]. From this analysis, we are able to construct the invariant amplitudes in the backward direction with $I = 0$ and $I = 1$ in the s-channel in the range $0 \leq t \leq 32 m_K^2$, i.e. $8 m_K^2 \leq t \leq 0$.

As noted above, we do not perform the AC on $f(t)$ directly, but rather on the related discrepancy function, $\tilde{f}(t)$. The latter is defined for $0 \leq t \leq t_p$ by

$$\tilde{f}(t) = \text{Re } f_p(t) - \frac{1}{2} \int_0^{t_p} dt^0 \frac{\text{Im } \tilde{f}_p(t^0)}{t^0 - t} - \frac{1}{2} \int_{t_p}^{\infty} dt^0 \frac{\text{Im } \tilde{f}_r(t^0)}{t^0 - t}; \quad (63)$$

where \tilde{f} stands for either of the amplitudes $\tilde{B}^{(+)}$ or $\tilde{F}^{(+)}$, which are given by

$$\begin{aligned} \tilde{F}^{(+)} &= F^{(+)} - F_{\text{pole}}^{(+)}; \\ \tilde{B}^{(+)} &= B^{(+)} - B_{\text{pole}}^{+}; \end{aligned} \quad (64)$$

In addition, \tilde{f}_p represents the phase shift solution and \tilde{f}_r models the high energy behavior of the amplitudes. From the Regge model of Ref. [40], we infer

$$\text{Im } \tilde{f}_r(t) = C t^j; \quad (65)$$

with $j = 1.2$. The constant C is determined such that the model continuously matches $\text{Im } \tilde{f}_p$ at the highest-energy experimental point. However, as we will discuss later, the results depend only weakly on the specific value of j if chosen in a reasonable range. The values of the discrepancy (Eq. (63)) are real for $0 \leq t \leq t_p$ by construction. The second integral over the asymptotic form \tilde{f}_r is numerically negligible. Its main purpose is to cancel the logarithmic singularity at $t = t_p$ which would otherwise be present in the discrepancy function.

The continuation of \tilde{f} will, in general, produce complex values for the discrepancy, which are related to the real and imaginary parts of $f(t)$ in the interval of interest. From Eq. (61) and Eq. (63), we obtain,

$$\begin{aligned} \text{Im } \tilde{f}(t) &= \text{Im } f(t); \\ \text{Re } \tilde{f}(t) &= \text{Re } f(t) + \frac{1}{2} \int_0^{t_p} dt^0 \frac{\text{Im } \tilde{f}_p(t^0)}{t^0 - t} + \frac{1}{2} \int_{t_p}^{\infty} dt^0 \frac{\text{Im } \tilde{f}_r(t^0)}{t^0 - t}; \end{aligned} \quad (66)$$

⁸We only continue the $\backslash_{(+)}$ amplitudes since they correspond to $I = 0$ in the t-channel as needed for the isoscalar form factors. In the following, it will always be understood that we consider amplitudes isoscalar in the t-channel.

where t is now taken in the interval of interest, $4m_K^2 \leq t < 1$.

We observe that by virtue of its definition in Eq. (63), $\tilde{f}(t)$ has the portion of the left hand cut $0 \leq t \leq t_p$ has been removed. However, we consider the discontinuity along $t_p \leq t < 1$ to remain, because the Regge model gives only a crude approximation of the true imaginary part of \tilde{f} in that region. In effect, we have reduced the problem of continuing the function $\tilde{f}(t)$ from values on a cut (! boundary of domain of analyticity) to the analytic continuation of another function, namely $\tilde{f}(t)$, from its domain of analyticity. We have calculated $\tilde{f}(t)$ for $0 \leq t \leq t_p$ from the phase shift analysis [38]. Once it is also known in the region $t \geq 4m_K^2$, the real and imaginary parts of $\tilde{f}(t)$ in the same region are simply obtained by using Eqs. (66).

To summarize, we obtain in $\tilde{f}(t)$ a function having cuts along the intervals $9m_\pi^2 \leq t < 1$ and $t_p \leq t < 1$. We know this function in the interval $0 \leq t \leq t_p$ and want to continue it into the region $t > 4m_K^2$ on the right hand cut. A simple power series expansion of $\tilde{f}(t)$ converges only up to the nearest singularity, which is the three-pion cut at $t = 9m_\pi^2$. Therefore, we adopt a conformal mapping which allows us to continue onto the KK cut and improves the convergence of the power series. Moreover, we enforce the high energy behavior for $\tilde{f}(t)$ as given by Eq. (65). This behavior carries over to $\tilde{f}(t)$ so that $\tilde{f}(t) / t^j$ as $t^j \rightarrow 1$ with $j = 1, 2$ [40]. However, one may also think of α as an auxiliary parameter which suppresses the inherent ambiguity in the analytic continuation of the experimental amplitudes. We use a range of values for α and show below that our results depend only weakly on its precise value.

The conformal mapping and fitting procedure is as follows: First, we map the t -plane onto a z -plane with symmetrical cuts along $(-1; -R]$ and $[R; 1)$ by means of a simple translation. Next, we map the z -plane onto the w -plane according to

$$z(w) = \frac{2Rw}{1+w^2} : \quad (67)$$

Eq. (67) maps the cuts onto the circumference of the unit circle as illustrated in Fig. 5. Moreover, the points $z = \pm R$ are represented by the points $w = \pm 1$, while the origin is mapped onto itself. The interval $-R \leq z \leq R$ corresponds to the diameter of the unit circle $-1 \leq w \leq 1$ in the w -plane.

The next step is enforce the correct high energy behavior of \tilde{f} by defining a related function g from which the behavior given in Eq. (65) has been divided out:

$$g(w) = t^j \tilde{f}(t(z(w))) : \quad (68)$$

We fit g to a Legendre series in w ,

$$g(w) = \sum_{k=0}^N a_k P_k(w) ; \quad (69)$$

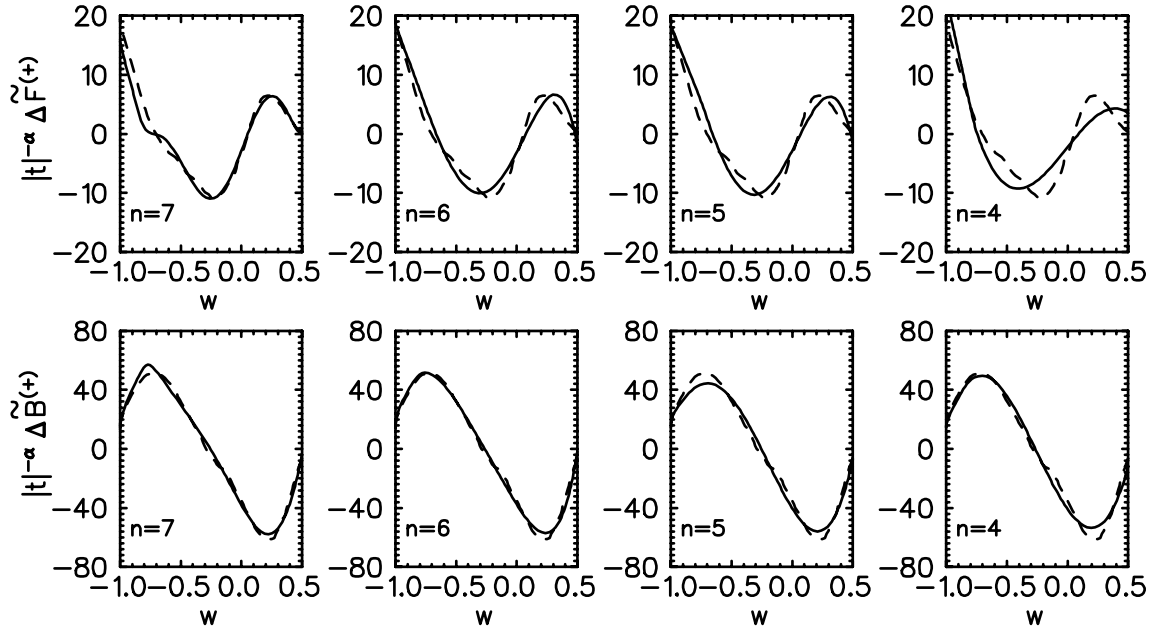


Figure 8: Comparison between fits (solid line) and original discrepancy function (dashed line) as a function of w for different n . Upper and lower rows show $\text{Im} F^{(+)}$ and $\text{Im} B^{(+)}$, respectively.

where the series is truncated at some finite value of n .

In performing the fit of Eq. (69), it is desirable to use n as low as possible in order to insure a stable extrapolation of the fit [41]. The use of more parameters only leads to a large amplification of the experimental noise [32]. In our case $n = 4$ gives already a satisfactory description for $B^{(+)}$, whereas for $F^{(+)}$ at least $n = 5$ is needed. In Fig. 8 the corresponding fits for $\text{Im} F^{(+)}$ and $\text{Im} B^{(+)}$ as function of w are shown for $n = 4$ to 7. The fact that the Legendre series is fitted to $\text{Im} f$, with $\alpha < 0$, leads to a damping of oscillations in f . Since the Legendre polynomials are orthogonal in the unit circle, the coefficients of the truncated series are the same as the coefficients of the full series. Furthermore, the discrepancy is purely real by construction in the fitted region and therefore the coefficients a_k are also real. The cuts are mapped onto the circumference of the unit circle in the complex plane. Away from the fitted region, the power series expansion for f generates a real and an imaginary part, since w takes complex values. Moreover, the power series expansion and consequently the discrepancy function fulfill the Schwarz reflection principle by construction. We evaluate the expansion for the w -values in question, map back to the t -plane, and reinstate the previously removed high energy behavior. This gives the discrepancy $f(t)$ for $t < 4m_K^2$. Using Eqs. (66), we readily obtain the values of the real and imaginary part of the amplitude $f(t)$ for $t < 4m_K^2$. This procedure is applied to both amplitudes in question, $B^{(+)}$ and $F^{(+)}$.

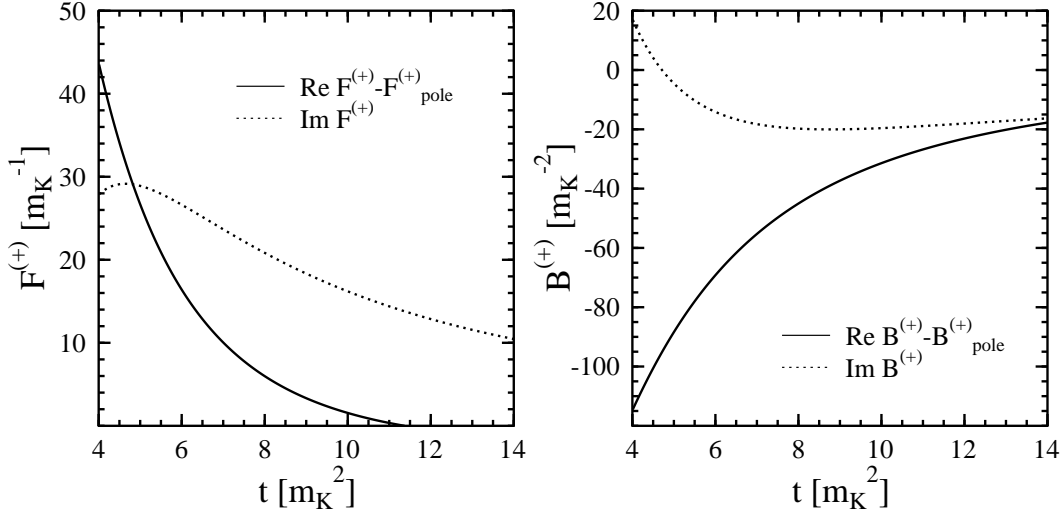


Figure 9: Analytic continuation of the invariant backward amplitudes $\tilde{F}^{(+)} = F^{(+)} - F_{\text{pole}}^{(+)}$ (with $n = 6$) and $\tilde{B}^{(+)} = B^{(+)} - B_{\text{pole}}^{(+)}$ (with $n = 5$) for $\alpha = 1.2$. From the t -range in which the experimental amplitudes are available, we expect the continuation only to be trustworthy up to $t = 8m_K^2$.

In Fig. 9, we show the results of the analytic continuation of these two amplitudes up to $t = 14m_K^2$. The continued amplitudes vanish as t approaches infinity. We do not expect the power series expansion to be credible in a larger region than the one in which its coefficients have been determined. Since the experimental amplitudes are given in the interval $8m_K^2 \leq t < 0$, we trust our continuation only up to $t = 8m_K^2$ which constitutes only about half of the unphysical region. Fortunately, for purposes of analyzing nucleon form factors, the region near the $K\bar{K}$ threshold dominates. The kaon form factor $F_K^a(t)$, which multiplies the b_i^j in the spectral functions of Eqs. (28–32) amplifies the low- t contribution and suppresses that from the region $8m_K^2 \leq t < 4m_K^2$.

We plot here only the results for the amplitudes without their pole part. Since the pole parts are exactly known, they can be continued explicitly and added to the non-pole part obtained from the continuation of the experimental amplitudes. Ultimately, we require only the $J = 1$ partial wave projections of the amplitudes and not the complete invariant amplitudes themselves. As we discuss in detail below, it is useful to isolate the non-pole contribution to the partial waves first and later add the pole term projections.

4.3 Results

The invariant amplitudes $B^{(+)}$ and $F^{(+)}$ can be expanded in t -channel partial waves. However, the analytic continuation procedure gives us only the invariant amplitudes in

the backward direction. Therefore, it is non-trivial to extract the partial waves. The expansion of the backward amplitudes reads

$$\begin{aligned}
 B^{(+)}(t) &= \frac{8}{q^2} \sum_{J=1}^{\infty} \frac{J + \frac{1}{2}}{J(J+1)} b_J^{1=2; 1=2}(t) P_J^0(\cos \theta); \\
 F^{(+)}(t) &= \frac{4}{p t q} \sum_{J=0}^{\infty} \frac{P_J(\cos \theta)}{J + \frac{1}{2}} b_J^{1=2; 1=2}(t) P_J(\cos \theta);
 \end{aligned} \tag{70}$$

Due to the simple relationship between the pole parts, non-pole parts, and the full amplitude (Eq. (64)), the expansion can be carried out separately for f and f_{pole} . This feature is useful, because the sum in Eq. (70) converges much faster for the non-pole part than for the pole part [35]. Consequently, we make use of the faster convergence for the non-pole part and add the exactly known pole term projections after the $J = 1$ partial waves have been isolated.

Since the amplitude is known only for one value of t , a separation of the $b_1^{1=2; 1=2}$ from the $b_{J \neq 1}^{1=2; 1=2}$ relies on several additional observations. First, each $b_J^{1=2; 1=2} \neq 0$ as $J \neq 1$ as required by unitarity. The only significant deviation from this trend for $4m_K^2 < t < 4m_N^2$ occurs via resonant enhancements of the partial waves. The lightest $J > 1, I = 0$ resonance having a non-negligible branching ratio to the $K\bar{K}$ state is the $f_2(1270)$, whose mass lies near the upper end of the range in t for which we expect our continuation to be valid. In addition, the authors of Ref. [37] found no evidence for $J = 2$ resonance effects in the invariant amplitudes close to the $K\bar{K}$ threshold. Consequently, we truncate the expansions in Eq. (70) at $J = 1$. In order to test the validity of this truncation, we also perform an analysis with a model for the resonant $J = 2$ partial waves included. As we discuss below, our results are essentially unaffected by this inclusion. Since the width of the $f_2(1270)$ is ~ 185 MeV, we may expect some small, residual contamination of the $J = 1$ partial waves due to our truncation. Fortunately, the presence of $F_K^a(t)$ in Eqs. (28–32) protects the spectral functions from such contaminations. The kaon isoscalar EM and strangeness form factors are strongly peaked in the vicinity of the $\phi(1020)$ (see Eqs. (28, 29)), and dramatically suppress contributions as t increases from m_ϕ^2 , as has been shown in Ref. [23].

The remaining separation between the S- and P-waves in $B^{(+)}$ may be performed by drawing on the work of Refs. [36] and [37], where backward and hyperbolic DR have been used to analyse the $K\bar{K} \rightarrow \pi\pi$ amplitudes under the assumption that the helicity amplitudes are dominated by sharp resonance poles. In the S-wave, one finds a resonance close to the $K\bar{K}$ threshold having a 22% branching ratio to $K\bar{K}$, namely the $f_0(980)$.

Therefore, we use the resonant $b_0^{1=2;1=2}$ amplitude from Refs. [36, 37] and subtract it from the continuation result.⁹ Both analyses use the following form for the amplitude

$$b_0^{1=2;1=2}(t) = \frac{2q}{t} \frac{m_{f_0}^2}{t - i} ; \quad (71)$$

and obtain approximately the same result for the residue $\frac{f_0}{+}$. We use the value [37],

$$\frac{f_0}{+} = (24.10 \pm 6.65)m_\pi^3 ; \quad (72)$$

We extract the $J = 1$ partial waves from the analytically continued invariant amplitudes as

$$\begin{aligned} b_1^{1=2;1=2}(t) &= \frac{p}{12} \frac{2q^2}{t} B^{(+)}(t) + b_1^{1=2;1=2}(t)_{\text{pole}} ; \\ b_1^{1=2;1=2}(t) &= \frac{1}{3} \frac{ip}{2} \frac{q}{t} F^{(+)}(t) + b_0^{1=2;1=2} + b_1^{1=2;1=2}(t)_{\text{pole}} ; \end{aligned} \quad (73)$$

where $p = \frac{q}{m_N^2 - t}$ and the and pole term projections for $J = 1$ are

$$\begin{aligned} b_1^{1=2;1=2}(t)_{\text{pole}} &= \sum_{Y=0}^2 \frac{p}{24} \frac{2q^2}{ip} Q_0(-i_Y) Q_2(-i_Y) ; \\ b_1^{1=2;1=2}(t)_{\text{pole}} &= \sum_{Y=0}^2 \frac{q^2}{4} \frac{q}{t} (m_Y - m_N) Q_1(-i_Y) \\ &\quad + \frac{m_N q}{3ip} (2Q_2(-i_Y) + Q_0(-i_Y)) ; \end{aligned} \quad (74)$$

The Q_i , $i = 0;1;2$ are Legendre functions of the second kind and i_Y is given by

$$i_Y = \frac{t - 2m_K^2 + 2(m_Y^2 - m_N^2)}{4qp} ; \quad (75)$$

Eqs. (73, 74) are valid in this form only for $4m_K^2 < t < 4m_N^2$. Note that the and pole term projections for J even vanish for the isoscalar amplitudes in the t -channel. As a consequence, the pole term projection for $J = 0$ does not appear in Eqs. (73). The introduction of a width in Eq. (71) changes the extracted amplitudes $b_1^{1=2;1=2}$ only slightly and has almost no impact on the application to nucleon form factors. The same observation applies for the case when the $J = 2$ partial waves from Ref. [37] are subtracted as well. Therefore, we deem it sufficient to discard the $J = 2$ partial waves and proceed accordingly.

⁹Since the $J = 1$ amplitudes in Refs. [36, 37] have been assumed to be dominated by a single effective pole at the mass of the ρ , we can not directly use these results for the P -waves. The explicit effect of the resonance in the P -waves has been a priori excluded in these references. Furthermore, note that the amplitudes used in Refs. [36, 37] differ from ours by kinematical factors.

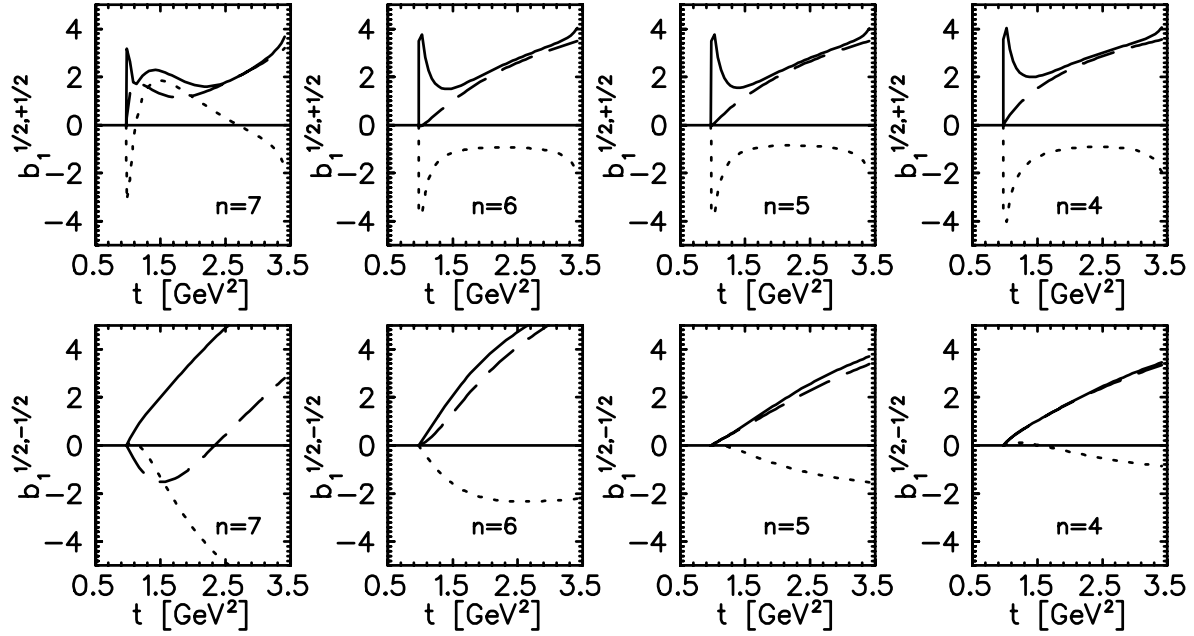


Figure 10: Comparison of the results for the $b_1^{1=2; 1=2}$ (upper row) and $b_1^{1=2; -1=2}$ (lower row) for different order of the Legendre series n and $\alpha = 1.2$. Solid lines show $|b_1^{1=2; 1=2}|$, dashed lines show $\text{Re} b_1^{1=2; 1=2}$, and dotted lines show $\text{Im} b_1^{1=2; 1=2}$. The continuation is expected to be trustworthy up to $t = 2 \text{ GeV}^2$.

In the following, we discuss the sensitivity of the amplitudes to the order n of the Legendre series and the high-energy parameter α . In Fig. 10, we display the $b_1^{1=2; 1=2}$ (including the pole part) for different values of n . We show their real and imaginary parts as well as their absolute value. The latter is the quantity which enters into our analysis of the strange form factors because we do not know the phase difference correction δ_K . It is clearly seen that $b_1^{1=2; 1=2}$ is almost independent of n , whereas $b_1^{1=2; -1=2}$ shows some variation. From the quality of the fits to the discrepancy functions, we choose $n = 6$ for $F^{(+)}$, whereas we take $n = 5$ for $B^{(+)}$. This choice corresponds to taking the minimum n which gives a satisfactory fit in order to minimize the amplification of experimental noise [32, 41]. The dependence of our results on the asymptotic parameter α (cf. Eq. (65)) is shown in Fig. 11. Although this parameter can be interpreted as a physical input, its determination depends on a Regge model. We compare the extracted partial waves for $\alpha = 1.2$ from the Regge model fit [40] and for the values $\alpha = 0.2$; 3.0 ; and 5.0 . The latter three values are not motivated by any physics and lie beyond any reasonable range, but serve merely to illustrate the sensitivity of the continuation to α . Similar to the dependence on n , the $b_1^{1=2; 1=2}$ are almost independent of α , whereas the $b_1^{1=2; -1=2}$ again show some variation. For $\alpha \rightarrow 0$ our analysis becomes unstable as we would expect

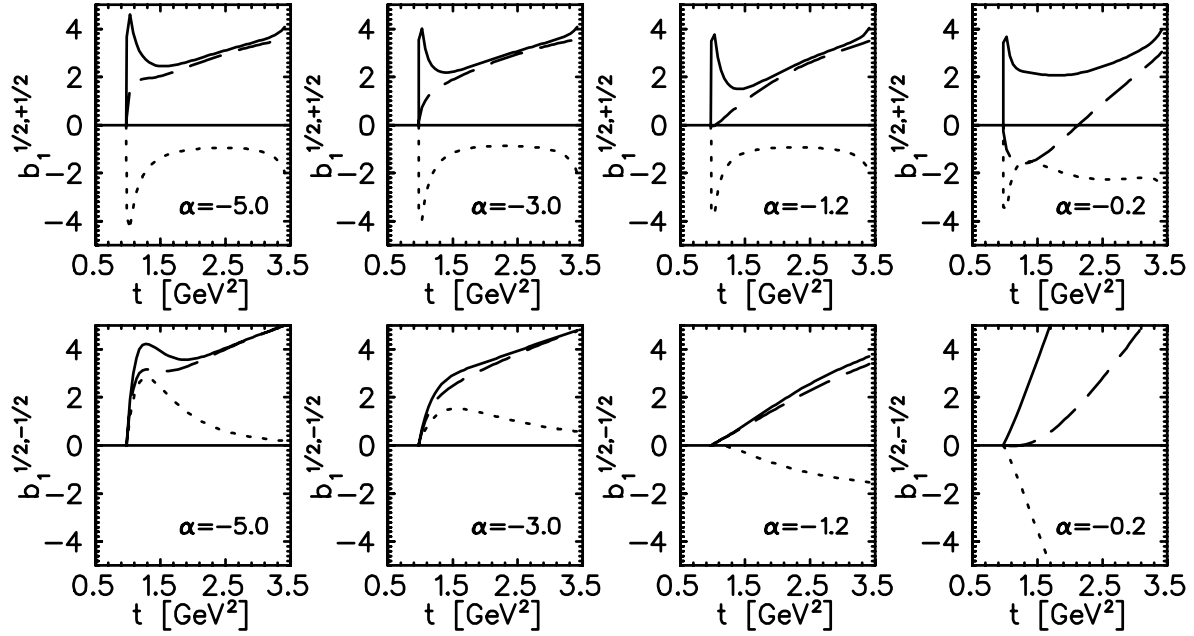


Figure 11: Comparison of the results for the $b_1^{1=2; 1=2}$ (upper row) and $b_1^{1=2; 1=2}$ (lower row) for different α . The truncation point for the Legendre series is $n = 6$ for $b_1^{1=2; 1=2}$ and $n = 5$ for $b_1^{1=2; 1=2}$. Solid lines show $b_1^{1=2; 1=2}$, dashed lines show $\text{Re } b_1^{1=2; 1=2}$, and dotted lines show $\text{Im } b_1^{1=2; 1=2}$. The continuation is expected to be trustworthy up to $t = 2 \text{ GeV}^2$.

since arbitrary oscillations in the continuation are no longer suppressed. Furthermore, for $\alpha = 0$ the DR, Eq. (59), does not converge and the corresponding results are meaningless. From the dependence on n and α , we expect our results for $b_1^{1=2; 1=2}$ to be more reliable. A physical explanation is offered by the fact that the invariant amplitude F is directly related to backward cross sections. Hence, F is particularly well determined by the data and errors in the phase shift analysis cancel in the reconstruction of F [35, 36]. This is not the case for B and a larger error has to be assigned to the quantities obtained from it.

As illustrated in Figs. 10 and 11, a clear resonance structure at threshold is seen in $b_1^{1=2; 1=2}$, which presumably is the ρ resonance. This resonance is not seen in $b_1^{1=2; 1=2}$, although it is not forbidden by the quantum numbers of the $[I^G(J^{PC}) 0(1^-)]$. There are two possible explanations for this observation:

1. The continuation for B and consequently $b_1^{1=2; 1=2}$ is not sufficiently well determined for the reasons explained above.
2. The vector and tensor couplings of the ρ meson to the nucleon are equal and have opposite signs. Parametrizing the resonant part of the $J = 1$ partial waves by the

, we have

$$\begin{aligned}
&= \frac{2^p}{3} \frac{\bar{2} G_{KK}}{4} G_{NN}^V + G_{NN}^T ; \\
+ &= \frac{2m_N}{3} \frac{G_{KK}}{4} G_{NN}^V + \frac{m^2}{4m_N^2} G_{NN}^T ;
\end{aligned} \tag{76}$$

where the are the residues corresponding to $b_1^{1=2; 1=2}$ (cf. Eq. (71) and Ref. [37]). It is easily seen that $G_{NN}^V = G_{NN}^T$ leads to a resonance in $b_1^{1=2; 1=2}$ but not in $b_1^{1=2; 1=2}$.

Following scenario 2 above, we determine G_{NN}^V and G_{NN}^T from the resonance structure in $b_1^{1=2; 1=2}$. We fit the region around this structure using the $J = 1$ analog of Eq. (71), but including a finite width, . We obtain $G_{NN}^V = 7.4$ using the Particle Data Group value for [42] and $G_{NN}^V = 9.6$ when is allowed to be a fit parameter. These values are comparable with the value $G_{NN}^V = 9.2$ obtained from the VMD parametrization of the isoscalar form factor F_1 [19]. Our value for $G_{NN}^T = G_{NN}^V$, however, has a larger magnitude than obtained in Ref. [19]. We discuss the possible reasons for this difference elsewhere [43]. We emphasize, however, that our determination of the NN couplings relies only on the observed resonance structure in the strong amplitude $b_1^{1=2; 1=2}$ and not on a VMD ansatz for the isoscalar EM form factors. We also note that the interpretation of the b_1' in terms of NN couplings is inconsequential for the computation of the $F_i^{(a)}$, since the amplitudes themselves rather than a parametrization of them are used in the dispersion integrals.

To summarize, we take $n = 6$ for $F^{(+)}$ and $n = 5$ for $B^{(+)}$ in order to minimize the amplification of experimental noise. The asymptotic parameter is taken from the Regge model of Ref. [40] which gives $= 1.2$. Whereas the extracted $b_1^{1=2; 1=2}$ is well determined and independent of n and , $b_1^{1=2; 1=2}$ shows some variation and the credibility of the continuation is less clear.

5 KK contribution to Nucleon Form Factors

We now use the partial waves from the previous section to evaluate the contribution of the unphysical region to the dispersion integral for the strange and isoscalar nucleon form factors. We consider first the electric and magnetic Sachs radii and the anomalous magnetic moment. Drawing upon Eqs. (13, 14), we write down subtracted dispersion relations for the Sachs radii,

$$a_i^a = \frac{4m_N^2}{4m_K^2} \int_{-1}^1 dt^0 \frac{\text{Im } G_i^a(t^0)}{t^2}; \tag{77}$$

where $i = E, M$ and a denotes the isoscalar EM or strangeness channel. The spectral functions $\text{Im } G_i^a$ are given by Eqs. (31, 32). Before evaluating Eq. (77), we discuss the qualitative features of the spectral functions for $\frac{a}{E}$, $\frac{a}{M}$, and $\frac{a}{S}$. Since for our purpose the difference between the electromagnetic and strange kaon form factors is essentially given by the normalization (see section 3.1), the qualitative features of the strange and electromagnetic spectral functions are the same. Consequently, we limit the following discussion to the strange spectral functions.

The $K\bar{K}$ content of the spectral function for the strange electric radius r_E^S is displayed in Fig. 12. In Fig. 12a, we compare two scenarios for $b_1^{1=2;1=2}$: (I) the Born approximation in the nonlinear χ -model (BA) and (II) the analytic continuation from the previous section (AC). For both scenarios a pointlike kaon form factor $F_K^a(t) = 1$ has been used.

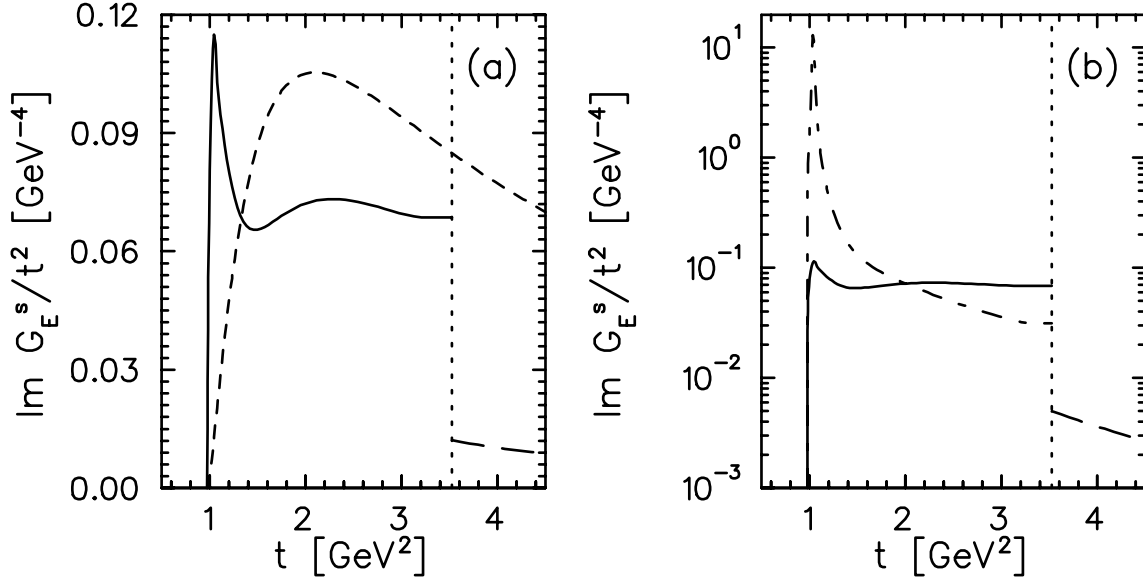


Figure 12: $K\bar{K}$ contributions to the spectral function for r_E^S . Short dashed curve (a) gives $O(g^2)$ result of scenario I discussed in the text. Solid curve [(a) and (b)] gives result for scenario II. Long-dashed curve gives unitarity bound for $t < 4m_N^2$ using a pointlike F_K^S (scenario II) and GS parametrized F_K^S (scenario III). Dashed-dotted curve (b) gives all-orders spectral function (scenario III). Dotted vertical line indicates physical NN production threshold.

Although the pointlike form factor is unrealistic, using it in this context allows to illustrate separately the effects of form factor and scattering amplitudes.

We include scenario (I) because of its correspondence with a number of model calculations as well as CHPT. The scenario (I) spectral function contains only contributions to $O(g^2)$, where g is the scale of the strong hadronic couplings. It constitutes the DR form

of a one-loop calculation containing a kaon and strange baryon intermediate state and a current insertion on the kaon line [23, 25]. A variety of model calculations (see, e.g., Refs. [12, 13]) have been performed under the assumption that such amplitudes dominate the strangeness form factors and that a truncation at $O(g^2)$ gives a reliable estimate of the scale and sign of the kaon contribution. The non-analytic (in quark masses) parts of the same amplitudes are retained and added to the appropriate low-energy constants in ChPT analyses of both the strange and isoscalar EM moments. At leading order, both $\langle S_E \rangle$ and $\langle S_M \rangle$ contain low-energy constants which cannot be obtained from existing data using chiral symmetry [16]. For the magnetic radius, however, only the non-analytic one-loop terms contribute at $O(p^3)$ [17]. A comparison of the scenario (I) spectral function with the full spectral function (containing contributions to all orders in g) allows us to evaluate the credibility of one-loop predictions, as we discuss below.

For both scenarios, we show the upper limit on the spectral function generated by the unitarity bound on $b_1^{1=2;1=2}$ for $t < 4m_N^2$. As observed previously in Ref. [23], and as illustrated in Fig. 12a, the BA omits these rescattering corrections and consequently violates the unitarity bound by a factor of four or more even at the NN threshold. This feature alone casts a shadow on predictions which rely solely on one-loop amplitudes. In the case of ChPT, the effect of the rescattering corrections is generally reflected in the addition of the low-energy constants or counterterms to the non-analytic one-loop contributions. The counterterm-free $O(p^3)$ prediction for $\langle S_M \rangle$, however, does not account for rescattering corrections.

The curve obtained in scenario (II) indicates the presence of a peak in the vicinity of the (1020) meson, reflecting the presence of a $K K^* \rightarrow \Sigma$ resonance in $b_1^{1=2;1=2}$. This structure enhances the spectral function over the result obtained at $O(g^2)$ near the beginning of the $K K$ cut. As t increases from $4m_K^2$, the spectral function obtained in scenario (II) falls below that of scenario (I), presumably due to $K K$ rescattering which must eventually bring the spectral function below the unitarity bound for $t > 4m_N^2$. The fact that the AC is approximately constant above $t > 2 \text{ GeV}^2$ and also violates the unitarity bound indicates that the continuation and partial wave separation cannot be trusted close to the two-nucleon threshold.

In Fig. 12b we plot the spectral function for a third scenario (III), obtained by including a realistic (empirical) form factor for the kaon. We use the Gounaris-Sakurai (GS) parametrization (see Appendix A), although the important features are only the peak at the mass and the correct normalization at $t = 0$. Other parametrizations for F_K^S , such as a simple dominance form, yield similar results as has been discussed above and elsewhere [23]. The corresponding spectral function is shown in Fig. 12b, and compared with the spectral function for a point-like F_K^S . The use of the GS parametrization significantly enhances the spectral function near the beginning of the $K K$ cut as compared with the point-like case, while it suppresses the spectral function for $t > 2 \text{ GeV}^2$. Consequently,

the full spectral function is dominated by the low- t region where the AC for the b_1^i is reliable. The $t > 2 \text{ GeV}^2$ region gives a negligible contribution, even though the b_1^i are too large in this range (see Fig. 12b). The error associated with this region is correspondingly negligible. We emphasize that the one-loop model predictions miss entirely the resonance enhancement of the $K\bar{K}$ contribution.

The corresponding scenarios for the magnetic Sachs radius G_M^s are shown in Fig. 13. In contrast to $b_1^{1=2;1=2}$, $b_1^{1=2;1=2}$ shows no resonance structure at all. The possible explanations for this behavior have been discussed in the previous section. Here we take our result at face value and develop the pertinent consequences for a_M . In Fig. 13a we compare

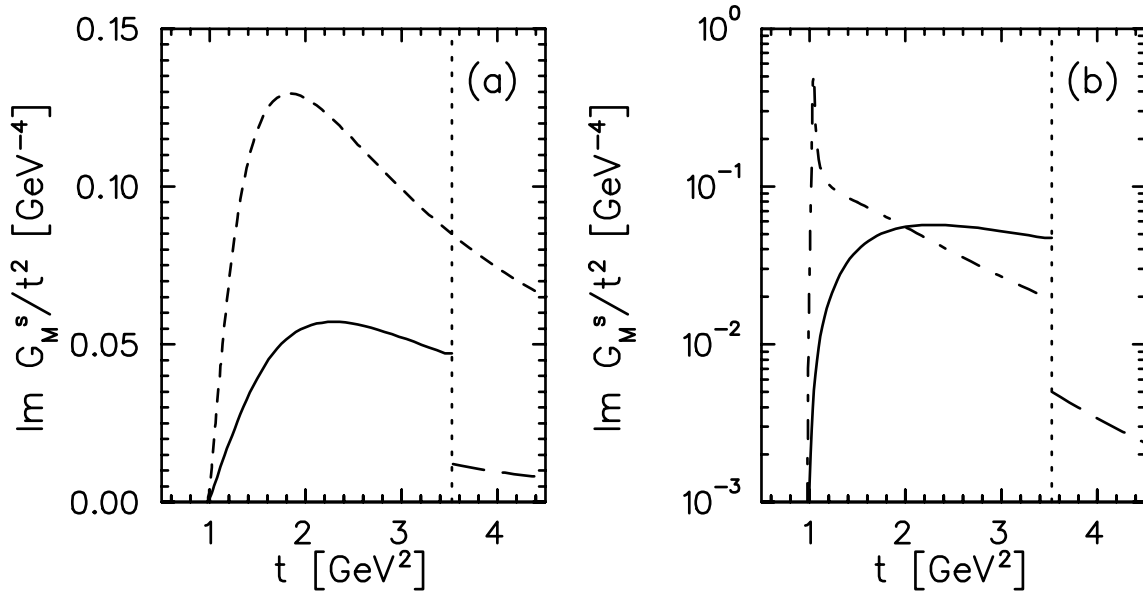


Figure 13: $K\bar{K}$ contribution to spectral function for G_M^s . Curves correspond to same scenarios as in Fig. 12.

the results of scenario (I) BA and (II) AC for a pointlike coupling of the kaon to the strangeness current. The AC spectral function stays clearly below the BA result for all t , presumably due to rescattering effects included in the continuation. Similar to the electric case the unitarity bound is also violated in scenario (II), although the violation is about a factor two weaker than in the BA. Again we conclude that the continued $b_1^{1=2;1=2}$ is not trustworthy close to $t = 4m_N^2$. The suppression of the spectral function for $t > 2 \text{ GeV}^2$ by the GS form factor in scenario (III) is displayed in Fig. 13b.

The absence of the resonance structure in $b_1^{1=2;1=2}$ suggests that the integrated spectral function for scenario (III) gives an upper bound, rather than a firm prediction, for a_M . The reason has to do with the relative phases of $b_1^{1=2;1=2}$ and $F_K^a(t)$. To understand this

issue in detail, consider the strangeness case in which a simple VMD parametrization of $F_K^s(t)$ is used (the argument is similar with other parametrizations):

$$F_K^s(t) = \frac{m^2}{m^2 - t - i\epsilon} : \quad (78)$$

As input to Eqs. (28–32), we require

$$\text{Re} b_1^i F_K^s = (\text{Re} b_1^i)(\text{Re} F_K^s) + (\text{Im} b_1^i)(\text{Im} F_K^s); \quad (79)$$

where

$$\text{Re} F_K^s = \frac{m^2(m^2 - t)}{(m^2 - t)^2 + m^2 \epsilon^2}; \quad (80)$$

$$\text{Im} F_K^s = \frac{m^3}{(m^2 - t)^2 + m^2 \epsilon^2}; \quad (81)$$

and where $\text{Re} b_1^i$ and $\text{Im} b_1^i$ are shown in Figs. 10 and 11.

As t crosses the resonance in the vicinity of m^2 , $\text{Re} F_K^s$ changes sign while $\text{Im} F_K^s$ does not. Instead, the latter approaches its peak value of magnitude $m =$. From Figs. 10 and 11, we observe that neither $\text{Re} b_1^i$ nor $\text{Im} b_1^i$ undergoes a phase change in the vicinity of m^2 . Hence, when integrated across the resonance, the contributions to the integral from $(\text{Re} b_1^i)(\text{Re} F_K^s)$ change sign, leading to substantial cancellations. The contributions from $(\text{Im} b_1^i)(\text{Im} F_K^s)$, on the other hand, do not change sign, and no cancellations occur for this term. In the case of $b_1^{1=2;1=2}$, it is $\text{Im} b_1^{1=2;1=2}$ which contains the resonance structure, whereas $\text{Re} b_1^{1=2;1=2}$ does not. Consequently, the integral for F_E^s is dominated by the resonating imaginary parts of $b_1^{1=2;1=2}$ and F_K^s , which remain in phase. The continuum contribution is suppressed by the relative phase change of the real parts.

The situation for F_M^s is different. Its dispersion integral contains only $b_1^{1=2;1=2}$, which displays no resonant behavior. The contribution to the integral from $(\text{Re} b_1^{1=2;1=2})(\text{Re} F_K^s)$ is suppressed by cancellations arising from the phase change across the resonance. As a result, the contribution from $(\text{Im} b_1^{1=2;1=2})(\text{Im} F_K^s)$, which undergoes no phase change, takes on increased significance. However, $j(\text{Im} b_1^{1=2;1=2})(\text{Im} F_K^s)j$ and $b_1^{1=2;1=2} F_K^s j$ and its precise magnitude is sensitive to the continuation parameters ϵ and n . Consequently, the integral of $\text{Re}(b_1^{1=2;1=2} F_K^s)$ is rather uncertain. We are content, therefore, in quoting only an upper bound for F_M^s , obtained by integrating $b_1^{1=2;1=2} F_K^s j$ which varies only gently with ϵ and n , and using $\epsilon_K = 1$ (Eq. (33)). As we note below, even this upper bound is nearly twice as small as the result obtained from scenario (I).

To determine the anomalous magnetic moment a , we require an unsubtracted dispersion relation. Therefore we turn to F_2^a rather than G_M^a , since an unsubtracted DR for G_M^a does not converge. Eq.(11) reduces in the limit $t = 0$ to

$$a = F_2^a(0) = \frac{1}{4m_K^2} \int_{-1}^1 dt^0 \frac{\text{Im} F_2^a(t^0)}{t} : \quad (82)$$

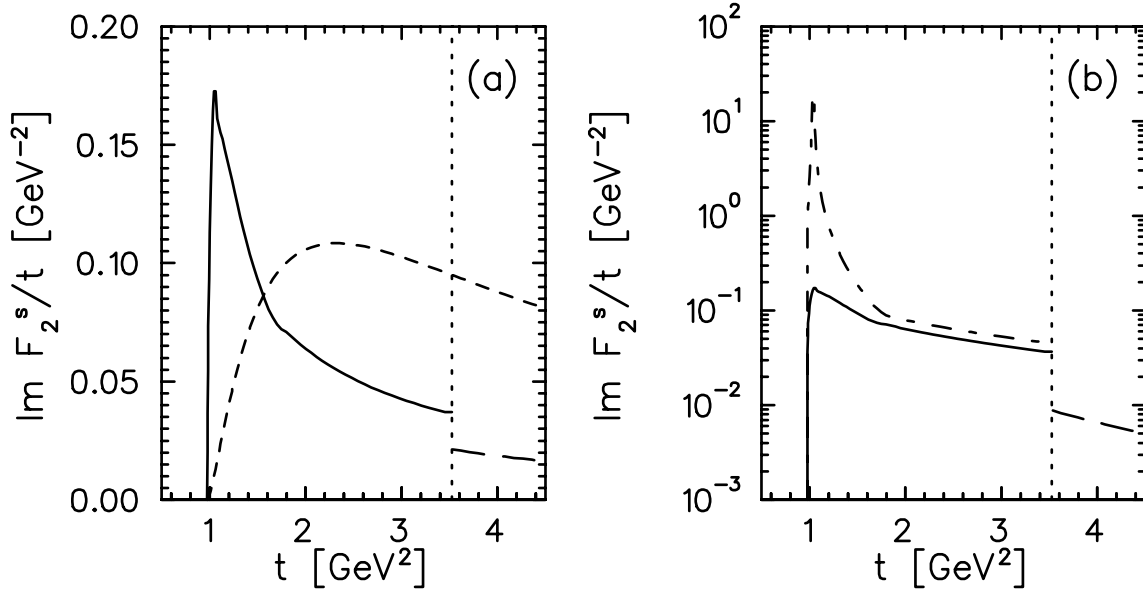


Figure 14: $K\bar{K}$ contribution to π^0 . Curves are as in Figs. 12 and 13.

Using the expression for the absorptive part of F_2^a in terms of the appropriate $K\bar{K} \rightarrow NN$ partial wave and the kaon form factor F_K^a , Eq. (29), we obtain the spectral functions displayed in Fig. 14. However, an additional comment is in order. $\text{Im } F_2^a$ depends on both $K\bar{K} \rightarrow NN$ partial waves rather than on one as for the radii. In order to guarantee a finite spectral function at the NN threshold, the two partial waves must fulfill the threshold relation $b_1^{1=2; 1=2} = \frac{1}{2} b_1^{1=2; 1=2}$ of Eq. (25). Our continuation, however, is not reliable at $t = 4m_N^2$ and does not obey this relation. Therefore, we replace $\text{Im } F_2^a(t)$ by $\text{Im } F_2^a(t = 8m_K^2)$ for $8m_K^2 \leq t < 4m_N^2$. Doing so leads to an upper bound for the spectral function. Essentially the same qualitative observations as for π^+ apply to π^0 because the spectral function is dominated by the resonance in $b_1^{1=2; 1=2}$ in both cases. Specially, the contribution to the integral for $t < 8m_K^2$ is numerically insignificant.

The numerical consequences of using analytically continued experimental KN amplitudes to determine $b_1^{1=2; 1=2}$ and employing a realistic kaon form factor are indicated in Table 2, where we give results for the leading strangeness moments. The first three lines give the $O(g^2)$ "kaon cloud" prediction for π^+ , π^0 , and π^- (scenario I). The last three lines give the results when the GS form factor and analytically continued t to KN amplitudes for $b_1^{1=2; 1=2}$ are used (AC/GS). In all cases the unitarity bound on $b_1^{1=2; 1=2}$ is imposed for $t < 4m_N^2$. The AC/GS results were obtained by extending $b_1^{1=2; 1=2}$ to $4m_N^2$. Although the continuation can be trusted only for $t < 8m_K^2$, and although the continued amplitudes exceed the unitarity bound for $t > 4m_N^2$, the GS form factor suppresses contributions for $t > 8m_K^2$, rendering the overall contribution from $8m_K^2 \leq t < 4m_N^2$ negligible. The overall

Scenario	M o m e n t	$4m_K^2$	t	$4m_N^2$	t	Total
$O(g^2)$	$\begin{smallmatrix} s \\ E \end{smallmatrix}$		0.25		0.10	0.35
	$\begin{smallmatrix} s \\ M \end{smallmatrix}$		0.30		0.05	0.35
	$\begin{smallmatrix} s \\ S \end{smallmatrix}$		0.07		0.07	0.14
AC/GS	$\begin{smallmatrix} s \\ E \end{smallmatrix}$		0.98		0.01	0.99
	$\begin{smallmatrix} s \\ M \end{smallmatrix}$		0.17		0.01	0.18
	$\begin{smallmatrix} s \\ S \end{smallmatrix}$		0.41		0.01	0.42

Table 2: Kaon cloud contribution for $\begin{smallmatrix} s \\ E \end{smallmatrix}$, $\begin{smallmatrix} s \\ M \end{smallmatrix}$, and $\begin{smallmatrix} s \\ S \end{smallmatrix}$ for the two scenarios discussed in the text. Second and third columns give contributions to the dispersion integral from the unphysical (second col.) and physical (third col.) region. In both scenarios, the unitarity bound on the partial waves is imposed for $t < 4m_N^2$. To convert $\begin{smallmatrix} s \\ S \end{smallmatrix}$ to $h^2 i^s$, multiply $\begin{smallmatrix} s \\ S \end{smallmatrix}$ by -0.066 fm^2 .

sign of the product of F_K^s and the $b_1^{1=2; 1=2}$ has been determined by fits to electromagnetic form factor data [43]. However, the sign of $\begin{smallmatrix} s \\ E \end{smallmatrix}$ is well determined from the phase of $b_1^{1=2; 1=2}$ and F_K^s at the peak.

From Table 2, we observe that the use of a more realistic $K\bar{K}$ spectral function increases the kaon cloud contribution to $\begin{smallmatrix} s \\ E \end{smallmatrix}$ by roughly a factor of three as compared to the $O(g^2)$ calculation. Moreover, the result of the all-orders computation approaches the scale at which the proposed PV electron scattering experiments [7] are sensitive, whereas the $O(g^2)$ calculation (e.g., one loop) gives a result which is too small to be seen. This observation depends critically on the presence of the resonance structure near $t = m^2$ in both $b_1^{1=2; 1=2}$ and F_K^s (Fig. 12). Its absence from either the scattering amplitude or kaon form factor would lead to a significantly smaller magnitude for $\begin{smallmatrix} s \\ E \end{smallmatrix}$.

Because $b_1^{1=2; 1=2}$ does not display any resonance structure, no enhancement in $\begin{smallmatrix} s \\ M \end{smallmatrix}$ is observed. In fact the $O(g^2)$ result is a factor of two larger than in the AC/GS case. We emphasize that the AC/GS result for $\begin{smallmatrix} s \\ M \end{smallmatrix}$ constitutes an upper bound, given the phase uncertainty discussed above. It is noteworthy that this bound $j_M^s = 0.18$ is not consistent with the range given by ChPT to order $O(p^3)$, $\begin{smallmatrix} s \\ M \end{smallmatrix} = 2.44 :: 9.05$ [17]. Although both the DR and ChPT calculations of $\begin{smallmatrix} s \\ M \end{smallmatrix}$ include only the $K\bar{K}$ contribution, a large discrepancy appears to exist between the two methods. We suspect that the problem lies in the truncation at $O(p^3)$ in ChPT, for the following reasons. First, the $O(g^2)$ spectral function contains none of the rescattering corrections required for consistency with the unitarity bound. When integrated as in Eq. (77), this spectral function yields the value for $\begin{smallmatrix} s \\ M \end{smallmatrix}$ given in Table 2. Second, the $O(p^3)$ calculation in ChPT includes only the contributions to this integral which are non-analytic in the strange quark mass. The latter yield a result that is an order of magnitude larger than the result obtained for the full $O(g^2)$

integral. Given that the latter is already a factor of two larger than the upper bound obtained from the all orders DR result, we suspect that the $O(p^3)$ ChPT result omits crucial higher-order rescattering effects. Presumably, these effects are contained in the $O(p^4)$ Lagrangian, which contains a term of the form

$$L_{(4)} = \frac{b}{3} \partial^2 F^2; \quad (83)$$

where $f = 4\pi f$ is the scale of chiral symmetry breaking. In effect, the AC/GS result of Table 2 represents a determination of the kaon rescattering contributions to b_1^i . Unfortunately, ChPT cannot make any counterterm free predictions for the other moments [16] and the problem remains unresolved using this effective field theory approach.

In the case of s , we observe an increase by a factor of three over the $O(q^2)$ approximation. However, due to the presence of both $b_1^{1=2;1=2}$ and $b_1^{1=2;1=2}$ in $\text{Im } F_2$ and the phase-related uncertainty associated with $b_1^{1=2;1=2}$, we consider the all-orders AC/GS value for s to be an upper bound. Given the size of the experimental errors, this bound is not incompatible with the SAMPLE results (see Eq. (1)).

It is interesting to note that only the normalization of G_M^s at $q^2 = 0$ but not its q^2 -dependence receives a resonance-enhanced KK contribution. This feature can be understood by first observing that the resonance-enhanced partial wave $b_1^{1=2;1=2}$ enters $\text{Im } F_1$ and $\text{Im } F_2$ with the same coefficient but opposite sign. Making a narrow resonance approximation for the resonance-enhanced part of the spectral functions, then, one has

$$\begin{aligned} \text{Im } F_1^{KK;RES} &= a(t - m^2); \\ \text{Im } F_2^{KK;RES} &= -a(t - m^2); \end{aligned} \quad (84)$$

where a is an appropriate residue determined by the product of $b_1^{1=2;1=2}$ and F_K^s at the resonance peak. From Eqs. (11,12), we then obtain

$$\begin{aligned} F_1^{KK;RES} &= \frac{t}{m^2} \frac{a}{(m^2 - t)}; \\ F_2^{KK;RES} &= -\frac{a}{(m^2 - t)}; \end{aligned} \quad (85)$$

so that

$$G_M^{KK;RES} = (F_1 + F_2)^{KK;RES} = \frac{a}{m^2} \frac{t}{t - m^2} \quad \xrightarrow{!} \quad 1 = \frac{a}{m^2}; \quad (86)$$

In short, the resonant $b_1^{1=2;1=2}$ term only generates a t -independent contribution to G_M^s .

In Fig. 15, we plot the quantity extracted from forward angle parity-violating electron scattering experiments on the proton, $G_E^s + (1 + \mu_p)G_M^s$, as a function of the momentum

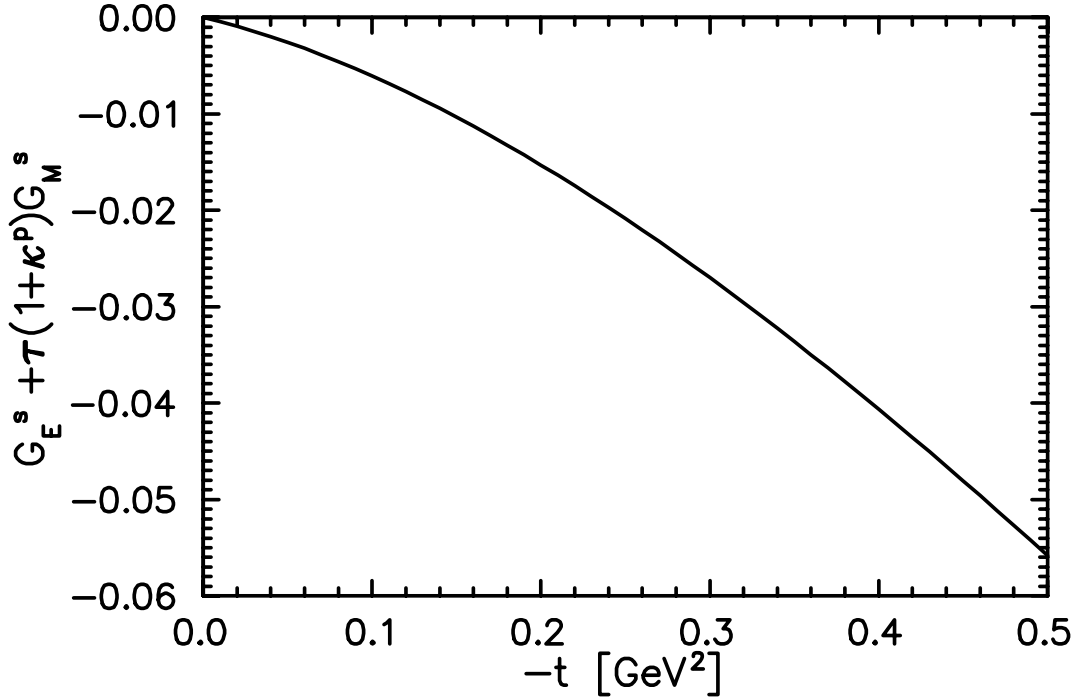


Figure 15: $K\bar{K}$ contribution to $G_E^s + \tau(1+\kappa^p)G_M^s$ as function of the momentum transfer t . The contributions from G_E^s and G_M^s enter with opposite signs.

transfer t . At $t = 0.48 \text{ GeV}^2$, one can compare the result of the HAPPEX collaboration (see Eq. (2)) with the $K\bar{K}$ contribution:

$$|G_E^s + 0.39G_M^s|_{K\bar{K}} = 0.053 : \quad (87)$$

The two values agree within the experimental error bars (note that we quote only the absolute value because of the phase-related uncertainty in G_M^s).

From a qualitative standpoint, the $K\bar{K}$ spectral content of the isoscalar EM and strangeness form factors are similar. The numerical significance, however, differs between the two cases. In Table 3, we plot the $K\bar{K}$ contribution to the leading isoscalar EM moments. We compare the $K\bar{K}$ contributions for the AC/GS scenario with the total "experimental" values from the dispersion theoretical analysis of Ref. [19] and the pole contribution alone.¹⁰ Evidently, the q^2 -dependence of the isoscalar EM form factors is determined by states other than $K\bar{K}$ i. Its contribution to $(I=0)$, however, is considerable. The VMD analyses of Refs. [20, 21, 22] indicate a significant contribution to the leading moments from the ρ . The results of the VMD treatment and our present study

¹⁰If a phenomenological electromagnetic form factor of the kaon (cf. Eq. (38)) is used the numbers in the second line of Table 3 are reduced by 20%.

Scenario	$\langle T=0 \rangle_E$	$\langle T=0 \rangle_M$	$\langle T=0 \rangle$
Exp't [19]	4.55	3.97	0.06
AC/GS	0.50	0.09	0.21
pole [21]	2.21	2.87	0.15

Table 3: Leading moments of the isoscalar electromagnetic form factor of the nucleon. First line shows the "experimental" values from the dispersion theoretical analysis of Ref. [19]. Second line shows the kaon cloud contribution for the AC/GS scenario discussed in the text. Third line shows the contribution of the pole alone in the pole models of Ref. [21]. To convert $\langle T=0 \rangle$ to $\text{fm}^2 \langle T=0 \rangle$, multiply $\langle T=0 \rangle$ by -0.066 fm^2 .

are compatible only if other intermediate states having $t_0 \sim m^2$ contain considerable strength. A preliminary consideration of this possibility is given in Ref. [31], where the role of the resonance in the 3^- channel is discussed.

6 Other Contributions and Conclusions

The role of continuum and resonance effects in the isoscalar EM and strangeness form factors appears considerably more complicated than in the case of the isovector EM form factor. The isovector spectral function is dominated by a combination of the resonance and an un-correlated continuum. The leading isovector EM moments receive roughly comparable contributions from each. Although a simple vector meson dominance picture does not adequately describe the isovector form factors, the couplings of the ρ to the nucleon can still be extracted from these form factors by properly including the continuum.

In the present study, we have continued our previous efforts [23, 31, 24] to determine the corresponding picture for the isoscalar EM and strangeness vector current spectral functions. We have focused on the $K\bar{K}$ contribution for two reasons: (i) the availability of scattering data allowed us with the least model-dependent determination of this contribution to all orders in the strong coupling, and (ii) the OZI rule has prompted a number of strangeness form factor calculations assuming this state to give the dominant contributions. We find that

- (a) the $K\bar{K}$ contribution to the isoscalar EM and strangeness electric spectral functions is significantly enhanced by the presence of a ρ -resonance in the $b_1^{1=2; 1=2}$ and $e^+e^- \rightarrow K\bar{K}$ amplitudes.
- (b) there exists no evidence for such a resonance in the $b_1^{1=2; 1=2}$ partial wave.

- (c) the resonant enhancement affects only the normalization of G_M^a but not its q^2 -dependence.
- (d) results (a) and (b) can be reconciled with a simple π -resonance model of $NN \rightarrow K\bar{K}$ if the vector and tensor NN couplings have roughly equal magnitudes and opposite signs. We obtain a value for G_{NN}^V in agreement with the value obtained from VMD analyses of the isoscalar EM form factors [19]. Our value for G_{NN}^T , however, is larger in magnitude.
- (e) the $K\bar{K}$ contribution to the magnetic radius r_M^s is significantly smaller than the value obtained at $O(p^3)$ in ChPT.
- (f) the $K\bar{K}$ contribution to the sub-leading q^2 -dependence of the isoscalar EM moments is small.

The result (f) implies that consideration of other intermediate states is essential to a proper description of the isoscalar EM and strangeness spectral functions. In this respect, the calculations of Refs. [14, 44] are suggestive, indicating the possibility of cancellations between different contributions as successive higher-mass intermediate states are included. Moreover, as discussed in Ref. [31], contributions from light, multi-meson intermediate states may be just as large as that of the $K\bar{K}$ state. Nevertheless, our study of the $K\bar{K}$ state provides several insights into the treatment of these contributions. In particular, we are able to understand the connection between continuum and resonance contributions to the isoscalar EM and strangeness form factors and to evaluate the credibility of other approaches used in computing them. Indeed, perturbative calculations which truncate at $O(g^2)$ omit what appears to be the governing physics of the spectral functions, namely rescattering and resonance effects. Consequently, the $O(p^3)$ ChPT computation of the strange magnetic radius (though counterterm independent) contains only the non-analytic contributions at $O(g^2)$ and exceeds our upper bound for the magnetic radius by an order of magnitude. The higher-order rescattering corrections needed to render the ChPT prediction consistent with our bound are presumably contained in terms of $O(p^4)$ or higher. Similarly, we suspect that the pattern of cancellations obtained in the $O(g^2)$ N²QM calculation of Ref. [14] will be significantly modified when rescattering and resonance effects are included.

A computation to all orders in g of the remaining contributions would appear to be a daunting task. A few observations may simplify the problem, however. First, unitarity arguments suggest that the important structure in the spectral function lies below the two-nucleon threshold. Contributions from states such as $\pi\pi$; $\pi\pi\pi$; \dots whose threshold $t_0 > 4m_N^2$ are limited by unitarity bounds on the strong partial waves¹¹ and are unlikely to be significantly enhanced by resonance effects in the intermediate state form factors.

¹¹Note that this is not the case in one-loop model calculations where unitarity is strongly violated [23].

Second, we expect that the only important pionic contributions arise via resonances, such as the $\rho(770)$ or $\rho(1020)$. In ChPT, for example, the matrix element $\langle \pi^0 | j_5^0 | \pi^0 \rangle$ receives no non-analytic contributions at $O(p^7)$. Consequently, the $\pi\pi$ contribution to the spectral function is small in the absence of resonant short distance effects. As discussed in Ref. [31], such effects (e.g., $\pi\pi \rightarrow \rho \rightarrow \pi\pi$ and $\pi\pi \rightarrow \rho \rightarrow \pi\pi$) may enhance the $\pi\pi$ contribution up to the scale of the $K\bar{K}$ contribution. In fact, we speculate that the strength obtained in the VMD analyses of the isoscalar EM form factors arises primarily in the $\pi\pi$ channel. There exists little evidence for significant coupling of other, higher-mass multipion states to $[I^G(J^{PC}) = 0(1^-)]$ resonances. We would thus expect their contributions to be no larger than the non-resonant part of the $K\bar{K}$ term.

Third, states involving pions and strange mesons may generate important contributions via the $\rho(1420)$, $\rho(1600)$ and $\rho(1680)$ resonances. A preliminary exploration of this possibility is given in Ref. [44]. In the VMD fits of Refs. [20, 21, 22], inclusion of a vector meson pole in this mass region is needed to obtain an acceptable χ^2 . The flavor content of the vector mesons in this region is not known, however. In the VMD approach, higher mass contributions to the strangeness form factors can only be inferred by invoking a priori assumptions about the large- t behavior of the form factors.

A calculation of unitarity bounds for states having $t \leq 4m_N^2$ is tractable. Data for $N\bar{N} \rightarrow \pi\pi$ and $N\bar{N} \rightarrow \pi\pi$ may permit a model-independent determination of the $\pi\pi$ contribution to all orders in g . Whether or not a realistic treatment of the other multipion states can be carried out remains to be seen.

Acknowledgement

We wish to thank T. Cohen, D. Drechsel, N. Isgur, R.L. Jaffe, and U.-G. Meißner for useful discussions. HWH acknowledges the hospitality of the Institute for Nuclear Theory in Seattle where part of this work was carried out. MJR-M has been supported in part under U.S. Department of Energy contract # DE-FG 06-90ER 40561 and under a National Science Foundation Young Investigator Award. HWH has been supported by the Natural Science and Engineering Research Council of Canada.

AGS Parameterization

The Gounaris-Sakurai (GS) parameterization [45] is successful in modelling $F(t)$ in the ρ -peak region. When employing the GS form for $F_K^S(t)$, we replace the mass and width with those of the ρ . Consequently, we obtain

$$F_K^S(t)_{GS} = \frac{Q_\rho m_\rho^2 [1 + N_\rho - m_\rho^2]}{m_\rho^2 - t + i f(t) \Gamma_\rho(t)}; \quad (88)$$

with

$$\begin{aligned}
 f(t) &= \frac{m_K^2}{k^3} k^2 [h(t) - h(m_K^2)] - [t - m_K^2] k^2 h^0(m_K^2)^0; \\
 h(t) &= \frac{2k}{t} \ln \frac{t + 2k}{2} + \frac{m_K^2}{t} \frac{k}{k} \frac{1}{k^3}; \\
 k &= \frac{m_K^2}{t - 4m_K^2}; \quad k = k(m_K^2) = \frac{m_K^2}{m_K^2 - 4m_K^2};
 \end{aligned} \tag{89}$$

and $Q_s = 1$ the strangeness charge of the kaon. For $t < 4m_K^2$, k and $h(t)$ have to be analytically continued and N can be determined from the normalization $F_K^s(0)_{GS} = Q_s$ as

$$N = \frac{3m_K^2}{k^2} \ln \frac{m_K + 2k}{2m_K} + \frac{m_K}{2k} \frac{m_K^2}{k^3}; \tag{90}$$

In the vicinity of the pole, the GS parametrization takes the form

$$F_K^s(t = m_K^2) = \frac{m_K}{k} + \dots; \tag{91}$$

where $m_K = 255$ and $k = 38$.

References

- [1] D.B. Kaplan and A. Manohar, Nucl. Phys. B 310 (1988) 527.
- [2] P. Geiger and N. Isgur, Phys. Rev. D 41 (1990) 1595.
- [3] J. Gasser, H. Leutwyler, and M. E. Sainio, Phys. Lett. B 253 (1991) 252.
- [4] J. Ashman et al., EMC Collaboration, Nucl. Phys. B 328 (1989) 1; P.L. Anthony et al., E142 Collaboration, Phys. Rev. Lett. 71 (1993) 959; B. Adeva et al., SMC Collaboration, Phys. Lett. B 302 (1993) 533; D. Adams et al., SMC Collaboration, Phys. Lett. B 329 (1994) 399; K. Abe et al., E143 Collaboration, Phys. Rev. Lett. 74 (1995) 346.
- [5] A.O. Bazarko et al., CCFR Collaboration, Z. Phys. C 65 (1995) 189; S.A. Rabinowitz et al., CCFR Collaboration, Phys. Rev. Lett. 70 (1993) 134.
- [6] M.J. Musolf et al., Phys. Rep. 239 (1994) 1.
- [7] MIT-Bates experiment 89-06 (1989), R.D. McKee and D.H. Beck spokespersons; MIT-Bates experiment 94-11 (1994), M. Pitt and E.J. Beise, spokespersons; Jefferson Lab experiment E-91-017 (1991), D.H. Beck, spokesperson; Jefferson Lab experiment E-91-004 (1991), E.J. Beise, spokesperson; Jefferson Lab experiment E-91-010 (1991), M. Finn and P.A. Souder, spokespersons; Mainz experiment A4/1-93 (1993), D. von Harrach, spokesperson.

- [8] B.M ueller et al, SAM PLE Collaboration, Phys. Rev. Lett. 78 (1997) 3824.
- [9] K A .Aniolet al, HAPPEX Collaboration, [nucl-ex/9810012].
- [10] D B .Leinweber, Phys. Rev. D 53 (1996) 5115.
- [11] S.J.D ong, K F .Liu, and A G .W illiam s, Phys. Rev. D 58 (1998) 074504.
- [12] W .K oepf, S.J.P ollock, and E M .Henley, Phys. Lett. B 288 (1992) 11; W .K oepf and E M .Henley, Phys. Rev. C 49 (1994) 2219; H .Forkel et al, Phys. Rev. C 50 (1994) 3108; T .Cohen, H .Forkel, and M .N ielsen, Phys. Lett. B 316 (1993) 1; N W .Park, J.Schechter, and H .W eigel, Phys. Rev. D 43 (1991) 869; S.-T .Hong and B .-Y .Park, Nucl. Phys. A 561 (1993) 525; S.C .Phatak and S.Sahu, Phys. Lett. B 321 (1994) 11; H .Ito, Phys. Rev. C 52 (1995) R1750; X .Ji and J.Tang, Phys. Lett. B 362 (1995) 182; W .M elnitchouk and M .M alheiro, Phys. Rev. C 55 (1997) 431; H .-C .K im , T .W atabe, and K .G oeke, Nucl. Phys. A 616 (1997) 606.
- [13] M .J.M usolf and M .Burkardt, Z .Phys. C 61 (1994) 433.
- [14] P .G eiger and N .Isgur, Phys. Rev. D 55 (1997) 299.
- [15] V .B emard, N .K aiser, and U .-G .M ei ner, Int. J. M od. Phys. E 4 (1995) 193.
- [16] M .J.R am sey-M usolf and H .Ito, Phys. Rev. C 55 (1997) 3066.
- [17] T R .H emmert, U .-G .M ei ner, and S .Steininger, Phys. Lett. B 437 (1998) 184.
- [18] G .H ohler and E .P ietarinen, Nucl. Phys. B 95 (1975) 210; G .H ohler et al, Nucl. Phys. B 114 (1976) 505.
- [19] P .M ergell, U .-G .M ei ner, and D .D rechsel, Nucl. Phys. A 596 (1996) 367; H .-W .Ham mer, U .-G .M ei ner, and D .D rechsel, Phys. Lett. B 385 (1996) 343.
- [20] R L .Ja e, Phys. Lett. B 229 (1989) 275.
- [21] H .-W .Ham mer, U .-G .M ei ner, and D .D rechsel, Phys. Lett. B 367 (1996) 323.
- [22] H .Forkel, Prog. Part. Nucl. Phys. 36 (1996) 229; H .Forkel, Phys. Rev. C 56 (1997) 510.
- [23] M .J.M usolf, H .-W .Ham mer, and D .D rechsel, Phys. Rev. D 55 (1997) 2741.
- [24] M .J.R am sey-M usolf and H .-W .Ham mer, Phys. Rev. Lett. 80 (1998) 2539.
- [25] P .Federbush, M .L .G oldberger, and S B .T reim an, Phys. Rev. 112 (1958) 642.

- [26] S.D. Drell and F. Zachariasen, *Electromagnetic Structure of Nucleons*, Oxford University Press, 1961.
- [27] S. Okubo, *Phys. Lett.* 5 (1963) 165; G. Zweig, CERN Report No. 8419 TH 412 (1964); J. Iizuka et al., *Prog. Theor. Phys.* 35 (1966) 1061.
- [28] M. Jacob and G.C. Wick, *Ann. Phys. (NY)* 7 (1959) 404.
- [29] B. Delcourt et al., *Phys. Lett. B* 99 (1981) 257; F. Mane et al., *ibid.* B 99 (1981) 261; J. Buon et al., *ibid.* B 118 (1982) 221.
- [30] F. Felicetti and Y. Srivastava, *Phys. Lett. B* 107 (1981) 227.
- [31] H.-W. Hammer and M.J. Ramsey-Musolf, *Phys. Lett. B* 416 (1998) 5.
- [32] S. Ciulli, C. Pomponiu, and I. Sabba-Stefanescu, *Phys. Rep.* 17 (1975) 133.
- [33] H.-W. Hammer, Ph.D. thesis, University of Mainz, 1997.
- [34] B.R. Martin, in: *Springer Tracts in Modern Physics* 55, G. Hohler ed., Springer, Berlin, 1970; B.H. Branden, in: *High Energy Physics Vol. III*, E.H.S. Burhop ed., Academic Press, New York, 1969.
- [35] H. Nielsen, J. Lyng Petersen, and E. Pietarinen, *Nucl. Phys. B* 22 (1970) 525.
- [36] H. Nielsen and G.C. Oades, *Nucl. Phys. B* 41 (1972) 525.
- [37] R.A.W. Bradford and B.R. Martin, *Z. Phys. C* 1 (1979) 357.
- [38] J.S. Hyslop et al., *Phys. Rev. D* 46 (1992) 961 (see also <http://clsaid.phys.vt.edu/CAPS/>).
- [39] D. Atkinson, *Phys. Rev.* 128 (1962) 1908.
- [40] V. Barger, *Phys. Rev.* 179 (1969) 1371.
- [41] I. Sabba-Stefanescu, *J. Math. Phys.* 21 (1980) 175.
- [42] Particle Data Group, *Review of Particle Properties*, *Eur. Phys. J. C* 3 (1998) 1.
- [43] M.J. Ramsey-Musolf and H.-W. Hammer, to be published.
- [44] L.L. Barz et al., *Nucl. Phys. A* 640 (1998) 259.
- [45] G.J. Gounaris and J.J. Sakurai, *Phys. Rev. Lett.* 21 (1968) 244.