

SUMMARY AND OUTLOOK

R. D. Peccei

*Department of Physics and Astronomy, University of California at Los Angeles
Los Angeles, California 90095-1547*

This summary is organized into four parts. In the first section (News) I discuss the SuperKamiokande results on atmospheric neutrino oscillations, as well as recent results from cosmology. The second section (Refinements) focuses on electroweak tests, recent results in the flavor sector and in probing QCD, as well as searches for new particles. The third section (Mysteries) discusses issues associated with neutrino masses and mixings in more depth. Finally, in the last section (Hopes) I reflect on both the short and long term future of the field.

1 Introduction

Giving a summary talk at a major conference is always a tricky business. The approach most often taken is to focus on a few main points, discussing each at some depth. Rather foolishly, perhaps, I decided to take a different tack for the Vancouver Conference and attempted to cover, albeit at a somewhat superficial level, all the variegated and multifaceted advances in the field presented at ICHEP 98. The result was pleasing, at least to me, for it demonstrated (once again) the enormous intellectual ferment that particle physics can generate. Although the Standard Model reigns supreme, it is clear that our field is alive and well with plenty of hints (and some evidence) of yet more exciting and far reaching discoveries nearby. More importantly, the technical virtuosity, drive and imagination displayed by the younger members of our profession at the meeting provided the clearest assurance that particle physics will continue to have a bright future. Irrespective of what the “new physics” may be, we will find it!

I organized my talk into four parts: News, Refinements, Mysteries and Hopes. In the first section, I concentrated on two fast breaking topics: the evidence for neutrino oscillations coming from SuperKamiokande; and new cosmological evidence pointing towards a Universe where the matter energy density is less than the critical closing density. The Refinements section covered the bulk of the material presented at the Conference. Here I discussed: electroweak tests; recent progress in the flavor sector; probes of QCD in a variety of circumstances; and searches for new particles. In the third section, Mysteries, I returned to neutrinos to try to put into context the implications of the SuperKamiokande results. Finally, in the Hopes section, I presented an outlook for the future, concentrating both on windows of opportunities in the near term and the challenges posed by new accelerators beyond the LHC.

2 News

2.1 Atmospheric Neutrino Oscillations.

The principal news of ICHEP 98 in Vancouver clearly was the evidence presented by the SuperKamiokande collaboration for oscillations of atmospheric neutrinos.^{1,2} One has known for a number of years that there are less ν_μ 's than expected coming from the atmosphere.³ This trend was confirmed by the new SuperKamiokande data, with the observed ratio of ratios for both sub-GeV ($E_{\text{vis}} < 1.33$ GeV) and multi-GeV ($E_{\text{vis}} > 1.33$ GeV) events reported²

$$R = \frac{\left(\frac{\nu_\mu}{\nu_e}\right)_{\text{data}}}{\left(\frac{\nu_\mu}{\nu_e}\right)_{\text{MC}}} = \begin{cases} 0.627^{+0.029}_{-0.027} \pm 0.049 & (\text{sub-GeV}) \\ 0.647^{+0.052}_{-0.049} \pm 0.08 & (\text{multi-GeV}) \end{cases} \quad (1)$$

being perfectly consistent with previous observations. Although this anomalous result is suggestive of neutrino oscillations, *per se* it is not a convincing proof.

The observation by the SuperKamiokande collaboration of a clear zenith angle dependence of this signal provides strong evidence that neutrino oscillations are indeed responsible for this phenomenon. While the flux of ν_e recorded is consistent with expectations, the ν_μ flux shows an anomalous zenith angle dependence.^{1,2} For multi-GeV events, since the geomagnetic field has little effect, one expects both the ν_e and ν_μ fluxes to be up-down symmetric. For ν_μ this expectation is belied by the SuperKamiokande data, as shown in Fig. 1. In an exposure of 535 days, 256 down-going multi-GeV ν_μ events were recorded, but only 139 up-going multi-GeV ν_μ were observed.

The SuperKamiokande collaboration^{1,2} interprets this 6σ signal of an up-down ν_μ asymmetry as evidence for $\nu_\mu \rightarrow \nu_X$ oscillations, with ν_X in this analysis being an unspecified type of neutrino. In terms of the usual two-flavor oscillation formalism, typified by a mass squared difference Δm^2 and a mixing angle θ , the prob-

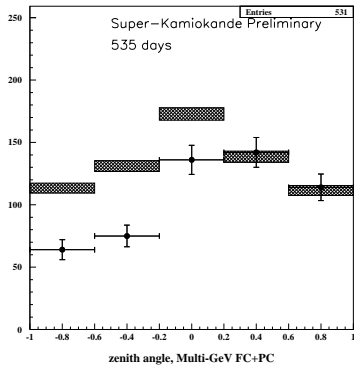


Figure 1: SuperKamiokande results on multi-GeV ν_μ events.

ability for a ν_μ to survive is given by

$$P(\nu_\mu \rightarrow \nu_\mu) = 1 - \sin^2 2\theta \sin^2 \left[\frac{1.27 \Delta m^2 (\text{eV}^2) L (\text{Km})}{E_{\nu_\mu} (\text{GeV})} \right]. \quad (2)$$

The SuperKamiokande ν_μ data is consistent with nearly maximal mixing ($\theta \simeq 45^\circ$) and a mass squared difference $\Delta m^2 \simeq 10^{-3} \text{ eV}^2$, with the best fit giving $\sin^2 2\theta = 1$ and $\Delta m^2 = 2 \times 10^{-3} \text{ eV}^2$ with a χ^2 of 65.2 for 67 degrees of freedom.²

At the moment, it is not possible to tell whether ν_X is a ν_τ or possibly a sterile neutrino. However, one can exclude the hypothesis that one is dealing with a $\nu_\mu \rightarrow \nu_e$ oscillation. The null up-down ν_e zenith angle result from SuperKamiokande¹

$$\left[\frac{U - D}{U + D} \right]_{\nu_e} = 0.036 \pm 0.067 \pm 0.020 \quad (3)$$

is 3σ away from what one would expect if a $\nu_\mu \rightarrow \nu_e$ oscillation was involved. Furthermore, the $\sin^2 2\theta - \Delta m^2$ region favored by SuperKamiokande for $\nu_\mu \rightarrow \nu_e$ oscillations overlaps the region **excluded** by the CHOOZ reactor experiment [$\langle E_\nu \rangle \sim 3 \text{ MeV}$; $L \sim 1 \text{ Km}$] for $\nu_e \rightarrow \nu_\mu$ oscillations.⁴

I would like to make two comments on these results here, one experimental and one theoretical. On the experimental side, as Janet Conrad⁵ nicely showed in her plenary talk, it is heartening to see that the SuperKamiokande results are being corroborated by recent analyses of data from MACRO and Soudan. In addition, as Takita showed,¹ there is internal consistency of the hypothesis of $\nu_\mu \rightarrow \nu_X$ oscillations in all the different signals

studied by both the Kamiokande and SuperKamiokande experiments [contained events; up-going through muons; and up-going stopped events]. The apparent near non-overlap of the 90% C.L. allowed region in the $\Delta m^2 - \sin^2 2\theta$ plane of the Kamiokande data with that from SuperKamiokande, although at first sight perturbing, is an artifact of focusing on the physical region. The “best fit” is actually unphysical, with $\sin^2 2\theta|_K = 1.35$ and $\sin^2 2\theta|_{SK} = 1.05$,⁵ but in the SuperKamiokande case this is only slightly preferred over the physical solution. Thus, as Takita¹ emphasized in his plenary talk, the data to focus on for its significance is that of SuperKamiokande.

Theoretically, these experimental results have important implications for both particle physics and our understanding of the Universe. First of all, neutrino oscillations imply that neutrinos indeed have a mass. Taking the best fit value of SuperKamiokande for $\Delta m^2 = m_3^2 - m_2^2 \simeq 2 \times 10^{-3} \text{ eV}^2$, one infers that at least one neutrino (called m_3 here) is as heavy as $m_3 \gtrsim 5 \times 10^{-2} \text{ eV}$. Such massive neutrinos contribute to the Universe’s energy density at a significant level, with the ratio of the neutrino density to the critical closure density being more than one per mil:

$$\Omega_\nu = \frac{\rho_\nu}{\rho_c} \geq \frac{m_3 (\text{eV})}{92 h^2} \sim 1.5 \times 10^{-3}. \quad (4)$$

In the above h is the scaled Hubble parameter, $h \sim 0.6$. For comparison, the contribution of luminous matter to the Universe’s energy density is of order $\Omega_{\text{lum}} \sim (3-7) \times 10^{-3} \text{ eV}$. Thus, although neutrinos may not necessarily be the dominant component of the dark matter in the Universe, they contribute the same as billions and billions of stars!

For particle physics, the existence of a tiny neutrino mass ($m_3 \geq 5 \times 10^{-2} \text{ eV}$) is widely believed to be a natural reflection of a new very heavy mass scale M , much heavier than the scale associated with the breakdown of the electroweak theory $v \sim 250 \text{ GeV}$. Although $M \gg v$, the precise value for M is somewhat model-dependent, but is of order 10^{15} GeV . So, indeed, the SuperKamiokande results are indications of “new physics”!

Even though these arguments are 20 years old,⁶ it may be helpful to indicate briefly here why tiny neutrino masses naturally are tied to large mass scales. Because neutrinos are neutral, one has three possible neutrino mass terms

$$\mathcal{L}_{\text{mass}} = -\frac{1}{2} m_S \nu_R^T C \nu_R - m_D \bar{\nu}_L \nu_R - \frac{1}{2} m_T \nu_L^T C \nu_L. \quad (5)$$

Because ν_R is an $SU(2)$ singlet and ν_L is an $SU(2)$ doublet, clearly the Dirac mass m_D and the Majorana mass m_T must be proportional to the scale of the $SU(2) \times U(1)$ breakdown v . The Majorana mass term involving ν_R is

$SU(2) \times U(1)$ invariant and so m_S is a new scale, independent of v .

There are two cases to consider, depending on whether one assumes ν_R exists or not. In the latter case, then the observed neutrino mass is m_T . If one assumes that the $SU(2) \times U(1)$ breaking is due to a doublet Higgs, as there are good reasons to believe, then the triplet mass m_T is proportional to v^2 . The formula $m_T \sim v^2/M_X$ numerically yields $M_X \sim 10^{15}$ GeV for $m_T \sim 5 \times 10^{-2}$ eV. If, on the other hand, ν_R exists, then the neutrino mass matrix is 2×2 . Neglecting m_T and assuming $m_S \gg m_D$,⁶ the matrix

$$\mathcal{M} = \begin{pmatrix} m_T & m_D \\ m_D & m_S \end{pmatrix} \simeq \begin{pmatrix} 0 & m_D \\ m_D & m_S \end{pmatrix} \quad (6)$$

has both a light state, of mass m_D^2/m_S , and a superheavy state of mass m_S . If one identifies m_3 as the ν_τ mass, it is not unnatural to equate the neutrino Dirac mass m_D with the top mass. The formula $m_3 \simeq m_t^2/m_S$ again suggests a mass scale $m_S \sim 10^{15}$ GeV.

Although the above simple discussion can at best only be indicative of the order of magnitude of the mass scale associated with the presence of sub eV neutrino masses, I find it remarkable that the scale that emerges is of the order of the GUT scale [$M_{\text{GUT}} \sim 2 \times 10^{16}$ GeV, obtained from gauge coupling unification (with supersymmetry).⁷] In a way this result represents a vindication of history, since the SuperKamiokande experiment is a direct descendant of the original experiment in the Kamioka mine looking for proton decay.⁸ Although there is still no proton decay signal, with SuperKamiokande pushing the limit for the $p \rightarrow \nu K^+$ mode to $\tau/B(p \rightarrow \nu K^+) > 5.5 \times 10^{33}$ years,⁹ perhaps indirectly through neutrino oscillations we are probing this same physics—a point emphasized by Babu¹⁰ at this Conference.

2.2 Recent Results on Cosmological Parameters.

In the past year there has been a sharpening and shift in the value of the cosmological parameters,^{11,12} with interesting implications both for high energy physics and for cosmology.¹³ The “Standard Picture” of cosmology assumes that $\Omega = \rho/\rho_c$ is unity, as predicted by inflation—corresponding to a flat Universe. Pre 1998, it was believed that dark matter was the dominant component of Ω ($\Omega_{\text{DM}} \simeq 0.95$, with perhaps $\Omega_\nu \sim 0.2$ ¹⁴) with a small amount of the Universe’s energy density in the form of baryons ($\Omega_B \simeq 0.02 - 0.08$, from primordial nucleosynthesis¹⁵) and no cosmological constant contribution ($\Omega_\Lambda = 0$). A variety of observations in the last year have changed this state of affairs considerably. If $\Omega = 1$, as inflation suggests, then now it appears that

$$\Omega_M = \Omega_B + \Omega_{\text{DM}} \simeq 0.35 ; \quad \Omega_\Lambda \simeq 0.65 . \quad (7)$$

These results emerge from rather different sets of observations.¹³ I indicate here some of them, to give a flavor of their nature:

- (i) By studying the nature of galaxy clustering at different scales one has now considerably sharpened the estimate of Ω_M . Coupled with a now rather precise determination of the Hubble parameter ($h = 0.6 \pm 0.1$),¹² this considerably narrows the range for Ω_M allowed by earlier estimates,¹⁶ with values of $\Omega_M \sim 0.3$ favored.¹³
- (ii) If Ω_M were to be near unity, one would expect very few large galaxy clusters at high red shift.¹⁷ Recent observations,¹⁸ in fact, see an order of magnitude more large clusters than expected, consistent with $\Omega_M \simeq 0.3$ in a flat Universe.¹⁹
- (iii) By measuring Type Ia supernovas at very large red shift,^{12,11} a measurement of the deceleration parameters q_0 for the Universe is possible. Since

$$q_0 = \frac{\Omega_M}{2} - \Omega_\Lambda , \quad (8)$$

this parameter measures a different combination of Ω_M and Ω_Λ than the total energy density. Thus, in principle, one can hope to disentangle the two. The expectation for a matter dominated flat Universe is that $q_0 \simeq 1/2$. What was seen instead was that $q_0 < 0$, corresponding to an accelerated expansion. Fig. 2 displays the results of the Supernova Cosmology Project²⁰ presented at this meeting by Pain.¹² Clearly an $\Lambda = 0$ flat Universe is excluded at the many standard deviation level.

Although these new results from cosmology are very interesting, they need further checking. For example, there could well be unknown systematics in the Supernova data. Fortunately, a very sensitive check of the cosmological parameters will be provided by the MAP and Planck satellite experiments presently under construction, since a precise measurement of the cosmic microwave angular spectrum is a very sensitive probe of the various density components.

If the present results hold true, they actually have a potentially significant impact for particle physics. For instance, if $\Omega_{\text{DM}} \simeq 0.3$ this may actually help rather than hinder experiments looking for WIMPs.²¹ The density of WIMPs in the galaxy should be unaffected, since it is a function of galactic parameters. However, since in general $\sigma_{\text{WIMP}} \sim 1/\Omega_{\text{DM}}$, the event rate will go up rather than down!

Once one admits that $\Omega_\Lambda \neq 0$, then there is less need of having a hot dark matter component to fit the spectrum of galaxy fluctuations.¹⁴ At any rate, if $\Omega_{\text{DM}} \simeq$

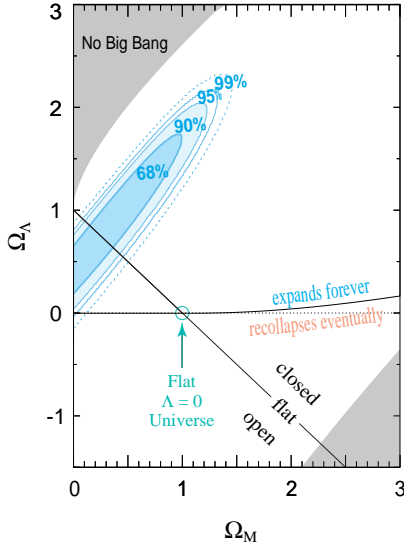


Figure 2: Supernova Cosmology Project results.

0.3, certainly Ω_ν is at most of order of Ω_B , not around 0.2. Thus, the likely range of neutrino masses which are cosmologically significant is reduced to perhaps

$$\sum_i m_{\nu_i} \sim (0.5 - 2) \text{ eV} , \quad (9)$$

an unfortunate range for short baseline experiments!

Finally, even though Ω_Λ may well be non-zero, it seems clear to me that whatever its source, it is not a signal of a particle physics “vacuum energy”. Efforts should persist to try to understand why the cosmological constant **vanishes** theoretically, since it is certainly easier to try to explain zero than the value one infers from Ω_Λ

$$\langle T_\mu^\mu \rangle_\Lambda \simeq (3 \times 10^{-3} \text{ eV})^4 , \quad (10)$$

which involves an absurd particle physics scale!

3 Refinements

3.1 All is Well in the Electroweak Front.

Substantial new data has sharpened our understanding of the electroweak theory and its parameters. The net result, as Wolfgang Hollik²² and Dean Karlen²³ made clear in their plenary talks, is that the electroweak theory is totally consistent with the precision electroweak data at the 0.1% level—a remarkable fact. Let me briefly review some of the main points.

3.1.1 Top.

The CDF and D0 combined results for the top mass, presented at this conference by E. Barbieris,²⁴ now make

top the quark whose mass is best known. The combined result

$$m_t = (173.8 \pm 3.2 \pm 3.9) \text{ GeV} = (173.8 \pm 5.0) \text{ GeV} \quad (11)$$

has a relative error $\delta m_t/m_t$ of less than 3%—a remarkable result. In addition, CDF and D0 have a quite accurate determination of the top pair production cross section²⁵

$$\sigma_{t\bar{t}} = \begin{cases} (5.9 \pm 1.7) \text{ pb} & \text{D0} \\ (7.6^{+1.8}_{-1.5}) \text{ pb} & \text{CDF} \end{cases} \quad (12)$$

in good agreement with the theoretical QCD predictions, which range from 4.7 to 6.2 pb.

It was apparent in this Conference that the study of top at the Tevatron is entering a more mature phase, moving from a period of discovery to one where one is trying to characterize top’s properties. For instance, in the Standard Model one expects that in the dominant top decay, $t \rightarrow Wb$, the produced W is longitudinally polarized about 70% of the time. This prediction is borne out by data from CDF, discussed by Tollefson,²⁶ which determined the fraction of longitudinally polarized W ’s produced in top decay to be

$$F_L = 0.55 \pm 0.32 \pm 0.12 . \quad (13)$$

3.1.2 W^\pm .

Information on the W mass came from a number of different quarters at Vancouver. Indirectly, the NUTEV experiment at Fermilab was able to infer a rather precise value for M_W from a high statistics neutrino deep inelastic experiment.²⁷ By using sign selected beams, the NUTEV collaboration was able to largely avoid the uncertainty caused by the charm component in the nucleon in its measurement of the weak angle. Specifically, NUTEV effectively measured the Paschos-Wolfenstein ratio²⁸

$$R = \frac{\sigma_{NC}^\nu - \sigma_{NC}^{\bar{\nu}}}{\sigma_{CC}^\nu - \sigma_{CC}^{\bar{\nu}}} = \frac{1}{2} - (\sin^2 \theta_W)_S , \quad (14)$$

thereby reducing the error on $\sin^2 \theta_W$ due to the unknown charm contribution by at least 50% compared to the error reported by the CCFR collaboration. The new NUTEV result, presented by T. Bolton,²⁷ gives a mixing angle

$$(\sin^2 \theta_W)_S \equiv 1 - M_W^2/M_Z^2 = 0.2253 \pm 0.0019 \pm 0.0010 , \quad (15)$$

which determines the W -mass to an accuracy of 110 MeV²⁷

$$M_W = (80.26 \pm 0.11) \text{ GeV} . \quad (16)$$

This result is in agreement with the more precise values for M_W inferred from studies of the process $e^+e^- \rightarrow$

W^+W^- at LEP2 and from W production at the Tevatron. Combining the threshold analysis of the W mass at $\sqrt{s} = 161$ GeV with the value of M_W obtained by direct reconstruction at both $\sqrt{s} = 172$ GeV and $\sqrt{s} = 183$ GeV, the averaged results from the four LEP collaborations determine the W mass to 90 MeV²⁹

$$\begin{aligned} M_W &= (80.37 \pm 0.07 \pm 0.04 \pm 0.02) \text{ GeV} \\ &= (80.37 \pm 0.09) \text{ GeV} . \end{aligned} \quad (17)$$

In the above, the dominant error (70 MeV) is statistical, with about 40 MeV coming from not being able to disentangle final state interactions between the two produced W 's and 20 MeV arising from uncertainties in the beam energy.

A similar error is obtained by combining the values for M_W obtained by the CDF and D0 collaborations (as well as the old UA2 data),³⁰ giving a ‘‘collider value’’ for M_W of

$$M_W = (80.40 \pm 0.09) \text{ GeV} . \quad (18)$$

The World average for M_W , determined from the above 2 direct measurements has an error of 60 MeV²³

$$M_W|_{\text{direct}} = (80.39 \pm 0.06) \text{ GeV} , \quad (19)$$

so that now we know the W mass to better than 1 part per mil. This value is in excellent agreement not only with the NUTEV result, but also with the very precise indirect W mass determination obtained from a global fit of all other high precision electroweak data, which gives²³

$$M_W|_{\text{indirect}} = (80.365 \pm 0.030) \text{ GeV} . \quad (20)$$

I comment below on this latter fit and its implications.

3.1.3 Standard Model Tests.

Precision measurements at the Z resonance, plus a knowledge of m_t and M_W , overconstrain the Standard Model. Thus, as Karlen²³ and Hollik²² emphasized, present-day data provides rather significant tests of the electroweak theory. Fits of all electroweak data to the Standard Model are in terrific agreement with expectations, with very few quantities in the fit being over 2σ away from the fit value. This is nicely seen in Fig. 3, which summarizes the Standard Model analysis presented by Grünewald³¹ in Vancouver. Not only is the data consistent with the Standard Model, but it is also internally consistent. This was most clearly seen in the comparison of different determinations of $\sin^2 \theta_W$ at both LEP and SLD, presented by Baird,³² which also lay at most 2σ away from the average value

$$\sin^2 \theta_W^{\text{eff}} = 0.23155 \pm 0.00018 . \quad (21)$$

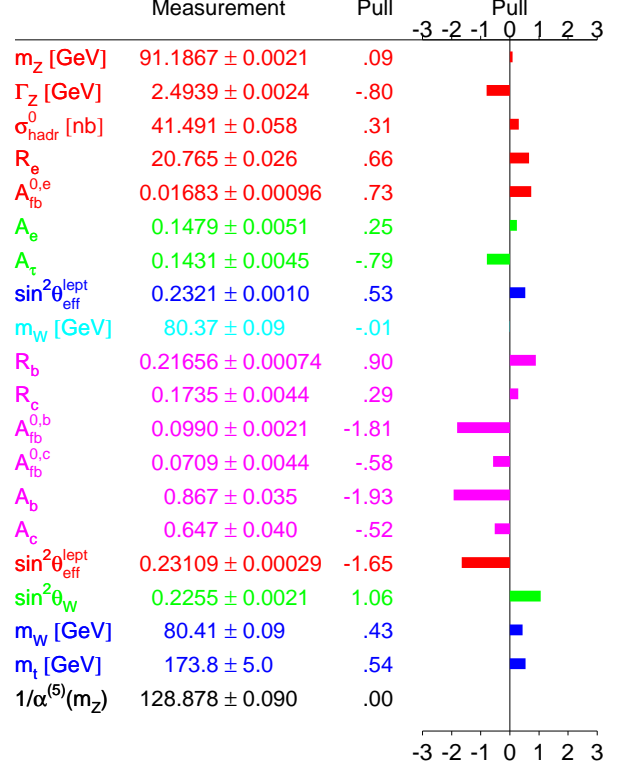


Figure 3: Standard Model Fit.

This amazing experimental precision is being matched theoretically. As J. H. Kühn³³ discussed in his talk in the parallel sessions, at present both 2-loop electroweak, and mixed QCD-electroweak, corrections are being incorporated in the fitting programs. Typically, these corrections contribute to the W mass at the level of 10 MeV, to be contrasted to the 30 MeV error of the global fit.

In the Standard Model, given G_F , α , M_Z and m_t , the only free parameter remaining is the Higgs mass M_H .²² Unfortunately, even the present high precision data does not give a strong constraint on M_H , since the effects of the Higgs mass are only proportional to $\alpha \ln M_H$. Nevertheless, the 68% CL contours in the $M_W - m_t$ plane shown by Karlen,²³ determined both through the Standard Model fits and by the direct measurements of m_t and M_W , favor a low value for the Higgs mass

$$M_H = \left(84_{-51}^{+91} \right) \text{ GeV} , \quad (22)$$

leading to a one-sided 95% CL bound for M_H of $M_H < 280$ GeV.

3.1.4 Direct Higgs Searches.

At the Conference, improved lower bounds on the Higgs mass coming from LEP2 were also reported, from

searches of the process $e^+e^- \rightarrow ZH$. The combined limits from all four LEP experiments, using the $\sqrt{s} = 183$ GeV data^{34,35} give at 95% C.L.

$$M_H > 89.8 \text{ GeV} \quad (23)$$

A “first look” of about $35 \text{ pb}^{-1}/\text{experiment}$ at $\sqrt{s} = 189$ GeV already gives similar results.³⁴ Indeed, the preliminary data from OPAL, which has less background events than expected, gives a stronger limit: $M_H > 93.6$ GeV. Nevertheless, more definite results from $\sqrt{s} = 189$ GeV must await the end of the ongoing run.

3.2 Sharpening the CKM Parameters.

Considerable progress was also reported at ICHEP 98 in the flavor sector, with various important branching ratios sharpened and some of the CKM matrix elements determined with greater precision.^{36,37} Here I focus on some of the most notable results.

3.2.1 $K \rightarrow \pi\nu\bar{\nu}$.

The observation by the Brookhaven experiment E787 of one event for the charged kaon decay mode $K^+ \rightarrow \pi^+\nu\bar{\nu}$, giving a branching ratio³⁸

$$\text{BR}(K^+ \rightarrow \pi^+\nu\bar{\nu}) = (4.2_{-3.5}^{+9.7}) \times 10^{-10}, \quad (24)$$

allows one to infer a range for V_{td} : $0.006 \leq |V_{td}| \leq 0.06$ directly from the Kaon sector. The KTeV collaboration³⁹ also reported a new 90% C.L. bound on the process $K_L^0 \rightarrow \pi^0\nu\bar{\nu}$

$$\text{BR}(K_L^0 \rightarrow \pi^0\nu\bar{\nu}) < 5.9 \times 10^{-7}. \quad (25)$$

This result constrains the CP-violating parameter η , in the Wolfenstein parametrization⁴⁰ of the CKM matrix, to $\eta < 50$. Although both the $|V_{td}|$ determination and this bound are less precise than extant values, they highlight the continuing potential of rare K decays for our understanding of the CKM matrix.

3.2.2 T -Violation.

Because of the CPT theorem,⁴¹ all measurements of CP-violation are also a measure of T-violation. However, up to now, no direct measurement of a T-violating asymmetry had been reported. This was remedied at Vancouver, where the CP Lear collaboration reported the first measurement of the T-violating Kabir asymmetry⁴²

$$A_T(t) = \frac{\Gamma(\bar{K}^0 \rightarrow \pi^- e^+ \nu(t)) - \Gamma(K^0 \rightarrow \pi^+ e^- \bar{\nu}(t))}{\Gamma(\bar{K}^0 \rightarrow \pi^- e^+ \nu(t)) + \Gamma(K^0 \rightarrow \pi^+ e^- \bar{\nu}(t))}. \quad (26)$$

For large times, $t \gg \tau_s$, A_T measures (assuming CPT holds) the well known CP violating parameter in the Kaon system $4 \text{ Re } \epsilon$. The CP Lear result⁴³

$$A_T(t \gg \tau_s) = (8.0 \pm 1.7 \pm 1.0) \times 10^{-3} \quad (27)$$

is consistent, within errors, with this expectation.

3.2.3 B -Decays.

Alexander³⁷ discussed a refined measurement by CLEO (and the first result of ALEPH⁴⁴) of the branching ratio for the process $B \rightarrow X_s \gamma$. The CLEO result

$$\text{BR}(B \rightarrow X_s \gamma) = (3.15 \pm 0.35 \pm 0.32 \pm 0.26) \times 10^{-4} \quad (28)$$

(where the last error is an estimate of the model dependence uncertainty) is in excellent agreement with the expectations of the Standard Model, including non-leading order QCD corrections, reported by Neubert⁴⁵ in the parallel sessions

$$\text{BR}(B \rightarrow X_s \gamma)|_{\text{SM}} = (3.29 \pm 0.33) \times 10^{-4}. \quad (29)$$

A comparison of theory with experiment³⁷ allows one to infer a value for $|V_{ts}|$ with an error of around 10% - $|V_{ts}| = 0.035 \pm 0.004$. Barring cancellations, these results also give a rather tight bound on the mass of a hypothetical charged Higgs: $M_{H^+} > 210$ GeV. Including QED and electroweak corrections, this bound goes down to $M_{H^+} > 165$ GeV.⁴⁶

Study of $B_s - \bar{B}_s$ oscillations in Z^0 decays at LEP and the SLD, reported by Parodi,⁴⁷ provide a new lower bound for Δm_s :

$$\Delta m_s > 12.4 \text{ ps}^{-1}. \quad (30)$$

This result, combined with new refined measurements of V_{ub} both in the exclusive mode $B \rightarrow \rho l \nu$ ³⁷ at CLEO and from inclusive $B \rightarrow X_u l \nu$ studies at CLEO and LEP,⁴⁸ giving

$$|V_{ub}| = (3.56 \pm 0.21 \pm 0.28 \pm 0.43) \times 10^{-3} \quad (31)$$

(with again the last error being a “theory” error), allow one to further restrict the allowed region in the $\rho - \eta$ plane for the CKM model. Fig. 4 displays the results of this analysis, presented by Parodi⁴⁷ in Vancouver.

3.3 QCD at Work.

In contrast to the electroweak and flavor sector, QCD is a rather mature theory. Thus, as Yuri Dokshitzer⁴⁹ emphasized in his plenary talk, the issue is not really “to check QCD, but rather understand how it works”. Theoretically, this understanding comes from two fronts: lattice QCD⁵⁰ and from applications of perturbative QCD⁴⁹ in circumstances where one has some control.

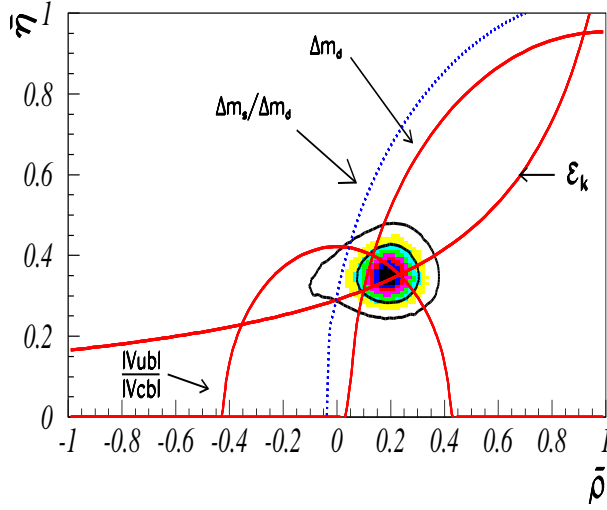


Figure 4: Allowed region in $\rho - \eta$ plane.

3.3.1 Lattice Results.

Steve Sharpe⁵⁰ in his plenary talk reported significant progress in two areas from lattice QCD calculations.

- (i) The CP-PACS collaboration⁵¹ obtained rather accurate results for the hadronic spectrum, in the quenched approximation, but close to the chiral limit and with rather fine lattices ($a = 0.05$ fm). Typically, these results reproduce the known spectrum of hadrons to within 10-20%, with the errors arguably arising from the neglect of quark loops.
- (ii) A variety of weak matrix elements, calculated in the quenched approximation, but with estimates of the possible unquenched contributions, also have similar errors. For instance, the parameter ξ needed to extract $|V_{td}|/|V_{ts}|$ from the comparison of $B_d - \bar{B}_d$ mixing to $B_s - \bar{B}_s$ mixing emerging from the best lattice calculation,⁵²

$$\xi = \frac{f_{B_s} \sqrt{\hat{B}_{B_s}}}{f_B \sqrt{\hat{B}_B}} = 1.14 \pm 0.06 \pm 0.03 \pm 0.10, \quad (32)$$

has an 0.06 error from the calculation itself, with an estimated error of 0.03 from the unquenched contribution and 0.10 from chiral loops.⁵⁰

3.3.2 Perturbative QCD Results.

Deep inelastic scattering provides the theoretically most pristine arena for seeing QCD at work. This was apparent in the beautiful HERA data on $F_2(x, Q^2)$ shown by

Doyle,⁵³ where one could see with the naked eye very little Q^2 -dependence at large x , but significant Q^2 -dependence at low x . Although not a test of QCD, it was also nice to see that at large Q^2 CC scattering and NC scattering at HERA are comparable, as expected.

Doyle⁵³ in his plenary talk discussed also other data which is quite important for QCD, connected with the spin structure functions. Here all experimental results, including the latest E155 data from SLAC, are converging and they give a consistent picture for the spin sum rules, irrespective of whether one is scattering polarized leptons off protons, neutrons, or deuterons. Furthermore, the SMC Collaboration global NLO QCD analysis of their data for the Bjorken sum rule, reported by Doyle,⁵³

$$\int_0^1 dx (g_1^p(x; Q^2) - g_1^n(x; Q^2))|_{Q^2=5 \text{ GeV}^2} = 0.175^{+0.024}_{-0.012} \quad (33)$$

agrees to 10% with the theoretical predictions calculated to $O(\alpha_s^3)$ [Theory: 0.181 ± 0.003]. So everything seems to be in order in deep inelastic scattering, at least in areas where one can calculate reliably.

This is also the case for the study of jets at large momentum transfer. Here the inclusive jet distributions, irrespective of whether the jets are observed at HERA⁵⁴ or at the Tevatron,⁵⁵ are extremely well fit by QCD over many decades.⁵⁷ The “anomaly” at very large E_T reported by CDF⁵⁶ has not disappeared, but is not really seen in the D0 data. In fact, the CDF and D0 data are quite consistent,⁵⁷ with the only extant discrepancy being a 20% discrepancy between theory and experiment in the ratio of large E_T data at $\sqrt{s} = 630$ GeV to data at $\sqrt{s} = 1800$ GeV.

The comparison of data with QCD is more complicated for more differential observables. Nevertheless, as Dokshitzer⁴⁹ remarked, because confinement is rather “soft” no large color fields appear. This bolsters the hope that one can actually apply perturbation theory down to very low Q^2 —perhaps as low as $Q^2 \sim 2 \text{ GeV}^2$ —and in a variety of circumstances.

The results presented at Vancouver on event shapes and fragmentation studies at LEP, as well as dijet production at both HERA and the Tevatron, seem to underline this point. For instance, Duchesneau⁵⁸ presented LEP data which clearly showed evidence of gluon coherence, with the peak of the spectrum of charged particles plotted versus $\xi = \ln 1/x$ clearly growing with $\ln E_{\text{beam}}$. At HERA the study of dijet production⁵⁷ and comparison with perturbative QCD predictions allows a preliminary extraction of the gluon distribution function at small x , showing its expected growth as $x \rightarrow 0$. One can also extract directly $\alpha_S(M_Z)$ from studying various event shape variables⁵⁸ at LEP. The resulting value of $\alpha_S(M_Z)$ ob-

tained is in good agreement with other determinations, summarized by Bethke,⁵⁹ which lead to a world average value

$$\alpha_S(M_Z) = 0.1190 \pm 0.0058 \quad (34)$$

3.4 Searches for New Physics.

Many beautiful searches for new phenomena were presented at Vancouver, but no clear signal was found. This broad subject matter was expertly summarized by Daniel Treille³⁵ who pointed out how the various results presented have served to sharpen the bounds on hypothetical particles. Often these new bounds arise in a complementary fashion from different machines. A good case in point are bounds on first generation leptoquarks. Here HERA's bounds depend both on the strength of the leptoquark coupling and its mass, while the bounds coming from the Tevatron depend only on the leptoquark mass. For couplings of electromagnetic strength, these bounds are quite comparable.³⁵

Most of the attention now is concentrated on searches for supersymmetric partners of the quarks, leptons and gauge fields we know. These searches, however, are both not easy experimentally and not simple to describe in detail. The results one gets depend intrinsically on what assumptions one makes on how exactly supersymmetry is broken, since these assumptions change the nature of the lightest supersymmetric particles (LSP) expected. In supergravity theories, where the breaking of supersymmetry occurs in a hidden sector connected to the observable sector by gravitational strength interactions, the LSP is a neutralino. On the other hand, in theories where the breaking of supersymmetry is mediated by gauge interactions, the LSP is always the gravitino. However, in this case the important excitation to focus on is the next lightest supersymmetric particle, the NLSP. Furthermore, the searches for supersymmetric partners are different depending on whether or not R -parity is conserved or broken. In the latter case, the LSP is actually unstable and can decay into ordinary particles, complicating the searches further.

For these reasons, it is not possible to state model independent bounds on supersymmetric partners, without some associated theoretical framework underpinning these bounds. This is somewhat easier for Higgs searches, since in supersymmetric theories, one always needs to have at least two different Higgs doublets. Hence, in this case, one expects instead of the single Standard Model Higgs boson, the neutral states (h, H and A) and a pair of charged states (H^\pm). The searches at LEP2 for the Standard Model Higgs also provide strong bounds for the lightest scalar (h) and pseudoscalar (A) Higgs bosons. Combining the results of all four LEP collaborations one

finds⁶⁰

$$m_h > 77 \text{ GeV} \quad (35)$$

$$m_A > 78 \text{ GeV} \quad (36)$$

4 Mysteries

There are many mysteries in our field, ranging from the origin of the $SU(2) \times U(1)$ breakdown, to the reason for families and the peculiar spectrum of quark and leptons.⁶¹ In Vancouver, these mysteries, however, took a back seat to what I called the neutrino maelström.

4.1 The Neutrino Maelström.

There are actually two different aspects of the neutrino maelström. The first concerns what data one actually believes concerning neutrino masses, mixing and oscillations.^{1,5} The second is connected with what theoretical prejudices guide one's thinking.^{62,63,10} I want to convey some flavor of the controversies connected with these two points, since it is precisely these kinds of controversies which help to keep our field healthy and alive.

Besides the SuperKamiokande evidence for atmospheric neutrino oscillations there are two other oscillations hints, the solar neutrino deficit and the LSND signal. In addition, there are two different bounds on the mass of the neutrino coupled preferentially to the electron. Let me briefly touch on these latter bounds first.

4.1.1 Bounds on m_{ν_e} .

Tritium beta decay experiments are sensitive down to a "few eV" for ν_e masses. However, all the highest precision experiments actually see an excess of events near the end point, leading to a tachyonic neutrino mass⁶⁴

$$\langle m_{\nu_e}^2 \rangle = (-27 \pm 20) \text{ eV}^2. \quad (37)$$

Because these excess events are not understood, it is not possible to quote a bound on m_{ν_e} at the level of sensitivity of these experiments.

Double beta decay experiments, principally using ^{76}Ge , also provide a strong bound to the combination of neutrino masses which couple to the electron. The bounds one obtains⁶² have some range, due to uncertainties in the corresponding nuclear matrix elements, but are also at the eV level:

$$\langle m_{\nu} \rangle_{ee} = \sum U_{ei}^2 m_{\nu_i} \leq (0.5 - 1.5) \text{ eV}. \quad (38)$$

In the above U_{ei} is the mixing matrix element connecting the ν_e neutrino to the i^{th} mass eigenstate. This is an important bound if neutrinos are Majorana particles, but the bound evaporates if neutrinos are Dirac particles, since double beta decay cannot proceed if fermion number is conserved.

4.1.2 The Solar Neutrino Deficit.

At present, all five experiments [Homestake, SAGE, Gallex, Kamiokande, and SuperKamiokande] which measure solar neutrinos appear to record⁵ roughly 50% of the rate expected by the Standard Solar Model (SSM).⁶⁵ This is the case, notwithstanding the fact that these experiments are sensitive to different components of the solar neutrino spectrum. For instance, both SAGE and Gallex are mostly sensitive to neutrinos arising in the pp cycle, while both Kamiokande and SuperKamiokande essentially are only sensitive to 8B neutrinos.

The observed experimental deficit has two possible interpretations, within the context of neutrino oscillations.⁵ There is a “just so” solution, in which the results seen are interpreted as $\nu_e \rightarrow \nu_X$ oscillations with maximal mixing and with $\Delta m^2 \sim 10^{-10} \text{ eV}^2$. With such a small mass squared difference, given that $E_\nu \sim O(\text{MeV})$ and $L \sim 10^8 \text{ Km}$, the oscillating factor $\sin^2(1.27\Delta m^2 L/E)$ in the transition probability averages to 1/2. However, the fact that any solar neutrino deficit is observed is due to the good fortune that the sun is precisely far enough away from earth to make the effect visible—a rather lucky coincidence!

A more likely interpretation, instead, is that the reduced flux seen is the result of matter induced oscillations,⁶⁶ in which ν_e ’s produced in the sun’s interior totally convert to some other neutrino species as they transverse regions with different electron density. All experimental data are consistent with having $\Delta m^2 \sim 10^{-5} \text{ eV}^2$ and either $\sin^2 2\theta \sim 3 \times 10^{-3}$ (small angle solution) or $\sin^2 2\theta \sim O(1)$ (large angle solution).⁶⁷

Of course, either the “just so” or the matter induced oscillation interpretation of the solar neutrino data relies on the validity of the Standard Solar Model. An issue often raised is how reliable this model is. In particular, one knows that the detailed flux of 8B neutrinos is rather sensitively dependent on the temperature of the solar core [$\Phi({}^8B \nu_e) \sim T_{\text{core}}^n$ with $n \sim (18 - 24)$ ⁶²]. Fortunately, recent results from helioseismology appear to be in excellent agreement with the core temperatures predicted by the SSM, bolstering the arguments for the oscillation interpretation of the solar neutrino data.

4.1.3 The LSND Signal.

The LSND collaboration⁶⁸ summarized in Vancouver their evidence for neutrino oscillations, in which either a $\bar{\nu}_\mu$ or a ν_μ appear to transmute themselves into a $\bar{\nu}_e$ or ν_e , respectively. These observed signals are consistent with a mass squared difference of $O(\Delta m^2 \sim 0.1 \text{ eV}^2)$ and rather small mixing angles.⁵ The LSND signal, however, is somewhat suspect because it lays very close to the region in $\Delta m^2 - \sin^2 2\theta$ excluded by other experiments

already. To avoid these already excluded regions⁵ one must assume that $\sin^2 2\theta \lesssim 2 \times 10^{-2}$ and $\Delta m^2 < \text{eV}^2$.

Even if Δm^2 and $\sin^2 2\theta$ obey the above limits, data from Karmen presented at this conference⁶⁹ appears to contradict the LSND results. However, as Conrad emphasized,⁵ one has to be quite careful in not making too strong a statement here. In their running to date, Karmen sees no events indicative of $\nu_\mu \rightarrow \nu_e$ oscillations, expecting about 3 events of background and 1 event of signal (taking LSND at face value). Not seeing any events allows Karmen to exclude the LSND signal at 90% confidence. However, in fact, if they had observed the background events expected, the Karmen sensitivity would not have been enough by itself to exclude the LSND result to 90% confidence. Hence, it may prudent to wait for more data before making a definitive pronouncement!

4.2 Theoretical Considerations.

The theoretical scenarios pursued to explain the hints for neutrino masses and mixings reflect more the prejudices of the practioners rather than some deep-seated truths. Roughly speaking, these scenarios break up into two different classes, depending on whether one believes or not all data. If one takes all data hints for neutrino masses at face value then the most natural scenarios requires the introduction of a sterile neutrino ν_S , which by its nature does not couple to the Z boson.

A typical model including a sterile neutrino is that of Caldwell and Mohapatra.⁷⁰ In their case, one interprets the solar neutrino deficit as resulting from a $\nu_e \rightarrow \nu_S$ oscillation, with mass squared differences of order $\Delta m^2 \simeq 10^{-5} \text{ eV}^2$. Atmospheric neutrino oscillations are attributed to $\nu_\mu \rightarrow \nu_\tau$ oscillations with $\Delta m_{\text{atmos}}^2 \sim 10^{-3} \text{ eV}^2$ and the LSND signal is due to $\nu_\mu \rightarrow \nu_e$ oscillations with $\Delta m_{\text{LSND}}^2 \sim 10^{-1} \text{ eV}^2$. Because one has now four different neutrinos, these schemes naturally can introduce three different Δm^2 values.

As Conrad⁵ pointed out in her talk, however, it is also possible to fit all three oscillation signals **without** introducing a sterile neutrino. To be able to do so, it is necessary to assume that the atmospheric neutrino signal involves simultaneously $\nu_\mu \rightarrow \nu_e$ and $\nu_\mu \rightarrow \nu_\tau$ oscillations. The resulting models⁷¹ require considerable data stretching and, in my view, are marginally viable.

Personally, I believe that it is much more likely that **not** all of the hints for neutrino oscillations are true. Eliminating one of the oscillation hints allows one to deal only with the known neutrinos and attribute each of the observed oscillation signals mainly to one given oscillation mode. Nevertheless, even in this much simpler case, there are still many open questions. I want to illustrate this fact for the example in which the LSND signal is ignored.

In view of the strong CH00Z bound on $\nu_e \rightarrow \nu_X$ oscillations, if one ignores the LSND signal one can contemplate rather separate squared mass difference for the atmospheric and solar case. Taking $\Delta m_{\text{atmos}}^2 = \Delta m_{23}^2 \sim 10^{-3} \text{ eV}^2$ and $\Delta m_{\text{solar}}^2 = \Delta m_{12}^2$, then the CH00Z result⁴ implies $\theta_{13} \simeq 0$. Neglecting any CP violating effect—a reasonable first approximation—then the neutrino mixing matrix which describes the observed phenomenon is given approximately by

$$U \simeq \begin{bmatrix} 1 & 0 & 0 \\ 0 & 1/\sqrt{2} & -1/\sqrt{2} \\ 0 & 1/\sqrt{2} & 1/\sqrt{2} \end{bmatrix} [1] \begin{bmatrix} c_{12} & -s_{12} & 0 \\ s_{12} & c_{12} & 0 \\ 0 & 0 & 0 \end{bmatrix} \\ = \begin{bmatrix} c_{12} & -s_{12} & 0 \\ s_{12}/\sqrt{2} & c_{12}/\sqrt{2} & -1/\sqrt{2} \\ s_{12}/\sqrt{2} & c_{12}/\sqrt{2} & 1/\sqrt{2} \end{bmatrix}. \quad (39)$$

That is, there is maximal mixing for atmospheric neutrinos ($\theta_{23} \simeq 45^\circ$), arbitrary solar mixing (θ_{12}), and $\theta_{13} \simeq 0^\circ$.

Even given the above mixing matrix, many questions remain. For instance, is maximal mixing allowed, $\theta_{12} \simeq 45^\circ$? Is a totally degenerate neutrino mass spectrum ($m_1 = m_2 = m_3 \simeq 0.5 \text{ eV}$) allowed? What is the origin of the neutrino mass matrix M_ν which has $\theta_{23} \simeq 45^\circ$ but $\theta_{12}, \theta_{13} \simeq 0$? More generally, since the neutrino mass matrix M_ν most probably results from a see-saw mechanism with

$$M_\nu = m_D^T m_S^{-1} m_D \quad (40)$$

what are the natural Dirac matrices m_D and Majorana matrices m_S which produce the mixing matrix M_ν ? These questions and others are addressed in different ways in the burgeoning literature on neutrino masses,⁷² but progress most probably must await further experimental input.

5 Hopes

5.1 Windows of Opportunity

As just remarked, it is clear that progress in understanding what is going on in the neutrino sector can only come from further data. Fortunately, new data will be forthcoming in all relevant Δm^2 ranges. For solar neutrinos, in the next five years, three experiments (SNO, Borexino and SuperKamiokande) should be able to definitely answer the question of whether matter induced (MSW) oscillations are involved. SNO, in particular, measures both NC ($\nu_X d \rightarrow n p \nu_X$) and CC ($\nu_e d \rightarrow p p e^-$) processes and their results should be free of solar model ambiguities. Also Borexino, by being mainly sensitive to neutrinos produced by the Be reactions, is crucially sensitive to whether one has, or has not, matter induced oscillations in the sun.

Similar progress is expected in the atmospheric neutrino front. Here long-baseline experiments will probe the $\Delta m^2 - \sin^2 2\theta$ region identified by SuperKamiokande with accelerator neutrino beams. Typically,⁵ the planned experiments at Fermilab and CERN will cover the region $\Delta m^2 \gtrsim 10^{-3}$ down to $\sin^2 2\theta$ of order 10^{-1} . Thus they should be able to handily confirm the SuperKamiokande signal and begin to explore its nature in some more detail. There is also a planned experiment at Fermilab [MiniBoone] which will cover the $\Delta m^2 - \sin^2 2\theta$ region for $\nu_e \rightarrow \nu_\mu$ oscillations identified by LSND with nearly an order of magnitude more sensitivity.⁵

These neutrino “windows of opportunity” are going to be paralleled in the quark sector. We shall soon have results on ϵ'/ϵ from KTeV and NA48 and hopefully finally learn that there is direct CP violation, as predicted by the CKM model. However, the crucial tests for this model awaits the turn-on of the SLAC and KEK B factories in 1999 and the measurements of CP-violating processes in the B system. It was quite clear in Vancouver that the community is chomping at the bit to start doing this physics! For instance, both OPAL⁷³ and CDF⁷⁴ presented first attempts at extracting $\sin 2\beta$. Although the numbers obtained are not statistically significant, it was nice to see that the systematic error is beginning to be under some control [± 0.5 for OPAL and ± 0.3 for CDF]. Indeed, CDF was able to exclude at the 95% confidence level values of $\sin 2\beta < -0.20$.⁷⁴

The expectation of the CKM model is that $\sin 2\beta$ is large and positive. The CKM matrix analyses of Parodi⁴⁷ quoted earlier, gives for this parameter $\sin 2\beta = 0.73 \pm 0.08$. However, the other angles in the unitarity triangle are less well determined (e.g. in Parodi’s analysis $\sin 2\alpha = -0.15 \pm 0.30$ and $\gamma = (62 \pm 10)^\circ$). Thus to check the CKM model in detail in the B factories (and elsewhere) will be a challenging task. The magnitude of this challenge was made apparent in Alexander’s talk³⁷ who reported on the branching ratios of B_d into $K^\pm \pi^\mp$ and $\pi^\pm \pi^\mp$. Although the $K\pi$ branching ratio is now well established³⁷ [$\text{BR}(B_d \rightarrow K^\pm \pi^\mp) = (1.4 \pm 0.3 \pm 0.1) \times 10^{-5}$], the $\pi\pi$ branching rate is not yet seen at a significant level. Since the decay $B_d \rightarrow \pi\pi$ is one of the main ways to get at $\sin 2\alpha$, pinning down soon this decay rate is of considerable importance.

Experiments with neutrinos and B -decays are likely to rivet the attention of our field in the near future, making the next few years the **golden flavor years**. Nevertheless, one should not forget that there are also important opportunities ahead for probing the physics of the weak scale, **before** the turn-on of the LHC. As McNamara³⁴ and Treille³⁵ discussed, LEP200 has still about 10 GeV of energy range to explore, with good luminosity. This should make it possible to find the Higgs boson if its mass is less than 105 GeV—a good 15 GeV above the

Prospects for Future Runs

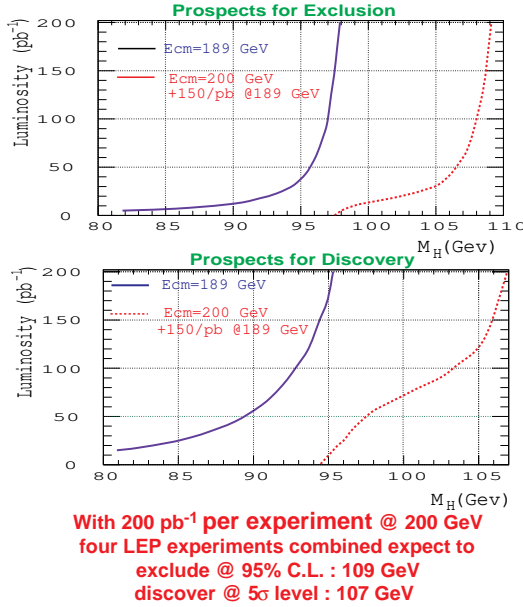


Figure 5: Prospects for discovering the Higgs at LEP200.

present bound. This reach is shown in Figure 5.

There are also ample opportunities at the Fermilab Tevatron, which should soon be running with the new Main Injector. The Tevatron/MI will have higher luminosity, which should allow it to collect $2 fb^{-1}$ in Run II. Many searches now at the Collider have, typically, 4 events with a background of 3 events. A factor of 20 increase in luminosity in these circumstances can work wonders! Furthermore, the luminosity for the Tevatron/MI should increase further beyond Run II. If the Fermilab collider can increase its integrated luminosity to around $\int \mathcal{L} dt \sim (20 - 25) fb^{-1}$, then it might be able to have a shot at Higgs masses as high as $M_H = 120, GeV$ ^{75,35} before the turn-on of the LHC.

5.2 The Long Road Ahead.

Around 2005 we will begin the detailed exploration of the physics of electroweak symmetry breaking at the LHC. This will be an important milestone for high energy physics and one which particle physicists have had their eyes on for a long time. Even so, it is the nature of our field to already plan both machines which are **complementary** to the LHC—like the e^+e^- linear collider—and machines which **go beyond** the LHC—like the muon collider and the very large hadron collider.

Indeed at ICHEP 98 there was a whole parallel session devoted to future machines. This was also the focus of Kurt Hubner's⁷⁶ plenary presentation.

I do not want to comment in any detail on these future prospects here. However, I would like to make a general observation, which I hope will be helpful. All these future prospects face enormous technical, political and economic challenges, which are really intrinsic for projects of this magnitude. To have any chance of success, in my view, it is important that we act as a coherent community internationally. Furthermore, since ultimately the sources of funding for these projects are a tax on our fellow citizens, we have an obligation to do our utmost to explain and popularize what we do for the benefit of the general public.

Acknowledgments

I am very grateful to all the scientific secretarial staff at ICHEP 98 in Vancouver. They were enormously helpful to me during the preparation of this talk and transformed a daunting task into (almost!) a delight. This work is supported in part by the Department of Energy under Contract No. DE-FG03-91ER40662. Task C.

References

1. M. Takita, these Proceedings.
2. C. McGrew, these Proceedings.
3. This effect was first reported by the deep underground water Cherenkov detectors, Kamiokande [K. S. Hirata *et al.*, Phys. Lett. B**205** (1988) 416, B**280** (1992) 145; Y. Fukuda *et al.*, Phys. Lett. B**335** (1994) 237] and IMB [D. Cooper *et al.*, Phys. Rev. Lett. **66** (1991) 2561; R. Becker-Szendy *et al.*, Phys. Rev. D**46** (1992) 3720].
4. CH00Z Collaboration, M. Apollonio *et al.*, Phys. Lett. B**420** (1998) 397.
5. J. Conrad, these Proceedings.
6. T. Yanagida, in Proceedings of the Workshop on the Unified Theories and Baryon Number in the Universe, Tsukuba, Japan 1979, eds. O. Sawada and A. Sugamoto, KEK Report No. 79-18; M. Gell-Mann, P. Ramond and R. Slansky in **Supergravity**, Proceedings of the Workshop at Stony Brook, NY, 1979, eds. P. van Nieuwenhuizen and D. Freedman (North-Holland, Amsterdam, 1979).
7. See, for example, U. Amaldi, W. de Boer and H. Fürstenau, Phys. Lett. B **260** (1991) 447.
8. For a historical overview, see, for example, D. H. Perkins, Ann. Rev. Nucl. and Part. Sci. **34** (1984) 1.

9. Y. Hayato, these Proceedings.
10. K. S. Babu, these Proceedings.
11. M. Spiro, these Proceedings.
12. R. Pain, these Proceedings.
13. E. W. Kolb, these Proceedings.
14. See, for example, J. Holzman and J. Primack, *Ap. J.* **405** (1993) 428.
15. See, for example, C. Coppi, D. N. Schramm and M. Turner, *Science* **267** (1995) 192.
16. A. Dekel, D. Burnstein, and D. M. White, in **Critical Dialogues in Cosmology**, ed. N. Turok (World Scientific, Singapore, 1997).
17. See, for example, J. D. Cohn, *astro-ph/9807128*
18. See, for example, N. A. Bahcall and X. Fan, *astro-ph/9803277*
19. For a discussion see, for example, P. T. P. Vianna and A. R. Liddle, *astro-ph/9803244*
20. Supernova Cosmology Project, S. Perlmutter *et al.*, *Nature* **391** (1998) 51; see also, High-*z* SN search, A. G. Riess *et al.*, *astro-ph/9805201*
21. D. Bauer, these Proceedings.
22. W. Hollik, these Proceedings.
23. D. Karlen, these Proceedings.
24. E. Barbieris, these Proceedings.
25. R. Partridge, these Proceedings.
26. N. Tollefson, these Proceedings.
27. T. Bolton, these Proceedings.
28. E. A. Paschos and L. Wolfenstein, *Phys. Rev. D* **7** (1973) 91.
29. M. Thompson, these Proceedings.
30. A. V. Kotwal, these Proceedings.
31. M. Grünwald, these Proceedings.
32. K. Baird, these Proceedings.
33. J. H. Kühn, these Proceedings.
34. P. McNamara, these Proceedings.
35. D. Treille, these Proceedings.
36. D. Bryman, these Proceedings.
37. J. Alexander, these Proceedings.
38. G. Redlinger, these Proceedings.
39. A. Barker, these Proceedings.
40. L. Wolfenstein, *Phys. Rev. Lett.* **51** (1983) 1945.
41. W. Pauli, in **Niels Bohr and the Development of Physics**, ed. W. Pauli (Pergamon Press, New York, 1955); J. Schwinger, *Phys. Rev.* **82** (1951) 914; G. Lüders, *Dansk Mat. Fys. Medd.* **28** (1954) 5; G. Lüders and B. Zumino, *Phys. Rev.* **110** (1958) 1450.
42. P. K. Kabir, *Phys. Rev. D* **2** (1970) 540.
43. P. Kokkas, these Proceedings
44. A. Litke, these Proceedings.
45. M. Neubert, these Proceedings.
46. F. Borzumati and C. Greub, *hep-ph/9802391*
47. F. Parodi, these Proceedings.
48. P. Rosnet, these Proceedings.
49. Y. Dokshitzer, these Proceedings.
50. S. Sharpe, these Proceedings.
51. R. Burkhalter for the CP-PACS Collaboration, *hep-lat/9810043*.
52. T. Draper, *hep-lat/9810065*.
53. A. Doyle, these Proceedings.
54. L. Sinclair, these Proceedings.
55. J. Blazey, these Proceedings.
56. F. Abe *et al.*, *Phys. Rev. Lett.* **77** (1996) 438.
57. J. Huston, these Proceedings.
58. D. Duchesneau, these Proceedings.
59. S. Bethke, these Proceedings.
60. K. Desch, these Proceedings.
61. A. Nelson, these Proceedings
62. B. Kayser, these Proceedings.
63. S. Nandi, these Proceedings.
64. Particle Data Group, C. Caso *et al.*, the European Physical Journal **C3** (1998) 1.
65. Standard Solar Model, J. N. Bahcall and M. Pinsonneault, *Rev. Mod. Phys.* **67** (1995) 78.
66. S. P. Mikheyev and A. Y. Smirnov, *Sov. J. Nucl. Phys.* **42** (1985) 441; *Nuovo Cimento* **9C** (1986) 17; L. Wolfenstein, *Phys. Rev. D* **17** (1978) 2369.
67. N. Hata and P. Langacker, *Phys. Rev. D* **56** (1997) 6107.
68. R. Imlay, in these Proceedings.
69. J. Kleinfeller, in these Proceedings.
70. D. O. Caldwell and R. N. Mohapatra, *Phys. Rev. D* **48** (1993) 3259; see also, J. T. Peltoniemi and J. Valle, *Nuc. Phys B* **406** (1993) 409.
71. See, for example, R. P. Thun and S. McKee, *hep-ph/9806534*
72. An incomplete set of recent papers includes, V. Barger, S. Pakvasa, T. J. Weiler and K. Whisnant, *hep-ph/9806387*; G. Altarelli and F. Feruglio, *hep-ph/9807353*; M. Jezabek and Y. Sumino, *hep-ph/987310*; R. Barbieri, L. J. Hall, D. Smith, A. Strumia and N. Weiner, *hep-ph/9807235*.
73. E. Barberio, these Proceedings.
74. J. Tseng, these Proceedings.
75. J. Valls, these Proceedings.
76. K. Hubner, these Proceedings.