

What the Atmospheric Neutrino Anomaly is Not

J.M. LoSecco

University of Notre Dame, Notre Dame, Indiana 46556

(March 20, 2018)

Abstract

The atmospheric neutrino anomaly is the apparent reduction of the ν_μ/ν_e ratio observed in underground detectors. It represents either a reduction in the muon neutrino interaction rate or an excess of the electron neutrino interaction rate, or both.

Unable to answer the question of “What else could it be?” this paper explores a number of alternatives which do not seem to be viable. Various methods to reduce the apparent muon rate or to increase the apparent electron rate are discussed.

Perhaps our bias that the interactions are due to neutrinos of atmospheric origin is incorrect. Both of these assumptions need to be confirmed. Efforts to reduce uncertainties in the estimated atmospheric neutrino flux would also help to narrow the possibilities further.

Subject headings: Cosmic Rays — Elementary Particles — Neutrino Oscillations

I. INTRODUCTION

The atmospheric neutrino anomaly [1–5] is the discrepancy between the observed and expected rate of electron and muon neutrino interactions in underground detectors. In general it is believed that these neutrinos originate in the Earth’s atmosphere as a consequence of the decay of short lived particles created by cosmic ray interactions.

The atmospheric neutrino anomaly is characterized by a low fraction of muon neutrino interactions relative to the observed rate of electron neutrino interactions [6]. Only 61% of the expected rate is found. The deficiency is energy independent in the range 200 MeV to 4000 MeV. The deficiency appears to be isotropic up to at least 1200 MeV. In particular neutrinos entering the detector from above evidence the same muon neutrino deficiency as in other directions.

The distance scales in the problem span about three decades. Neutrinos coming from below have traveled about 1.3×10^7 meters. Those coming from above have traveled as little as 1.5×10^4 meters.

The uniformity of the effect in both direction and energy places very strong constraints on possible physical explanations.

While there is strong agreement of the characteristics of the effect for energies below about 1.2 GeV, IMB [7] has failed to confirm the multi-GeV effect reported by Kamioka [8] and Super Kamioka [9].

The neutrinos in question have energies in the range of 200 MeV to a few GeV. Such neutrinos have been extensively produced and studied in accelerator research programs over the past 30 years. It is unlikely that some detail of the neutrino interaction itself could be responsible.

Since the absolute neutrino flux estimate is uncertain by about 20% it is unclear if the anomaly reflects a 39% attenuation of the muon neutrino flux or a comparable excess of the electron neutrino flux.

In an attempt to reduce the effect of the absolute neutrino flux uncertainty the quantity R has been introduced.

$$R = \frac{(\mu/e)_{DATA}}{(\mu/e)_{MC}} = 0.61 \pm 0.03 \pm 0.05$$

R removes the absolute normalization error by comparing the relative rates of muon type and electron type interactions to the simulated, or expected value of this ratio.

The 61% rate reduction noted above is in fact about equally distributed between a reduction in the number of muon type interactions and an excess in the number of electron type interactions. But given the uncertainty in the normalization neither of these deviations are significant in themselves.

The flight distances for the neutrinos from production to interaction vary with direction. Those coming from directly above have flight lengths on the order of 1.5×10^4 meters. Those coming from below travel as much as 1.3×10^7 meters. Figure 1 illustrates this range.

The suggestions offered here fall into roughly three categories. Some try to lower the apparent muon neutrino flux; some try to raise the apparent electron neutrino rate and some try to do both.

II. NEUTRINO OSCILLATIONS

The interpretation of the effect in terms of neutrino oscillations seems to run into difficulty with other experiments. The small value of the observed ν_μ rate relative to the ν_e rate, even at the short oscillation lengths available for the downward going flux pushes the mass scale Δm^2 up [10] to regions ruled out by various long baseline experiments. The energy independence of the effect [11] also suggests a similar conclusion. Mass scales on the order of 0.1-0.2 eV² seem to be needed.

Figure 2 illustrates the expected angular distribution of muon type events using the neutrino oscillation parameters of reference [4], $\sin^2(2\theta) = 1$ and $\Delta m^2 = 2.2 \times 10^{-3}$ eV². The rapid oscillations in the lower hemisphere would be averaged out to yield a net loss of half the rate in that region.

The anomaly is not subtle; it is a large effect. If it is due to neutrino oscillations it would require large mixing angles which, in general, are easy to observe. IMB failed to find evidence for $\nu_\mu \rightarrow \nu_\tau$ oscillations [12] in a large sample of upward muons, using two different methods. The CHOOZ group [13] has ruled out $\bar{\nu}_e \rightarrow \bar{\nu}_x$ down to Δm^2 of 9×10^{-4} eV².

III. NEUTRINO DECAY

The effects observed might be produced via neutrino decay. In particular the decay $\nu_\mu \rightarrow \nu_e X$ would shift neutrinos from the μ type to the e type. Decays of the form $\nu_\mu \rightarrow \nu_{sterile} X$ would attenuate the ν_μ flux.

For an initial number of neutrinos N_0 one finds after traveling a distance L with momentum p

$$N = N_0 e^{-\frac{m}{\tau} \frac{L}{p}}$$

which is a function of $\frac{m}{\tau}$. The dependence on $\frac{L}{p}$ is substantially different from that of neutrino oscillations.

The limits [14] on $\frac{\tau}{m}$ are > 15.4 sec/eV for ν_μ and > 300 sec/eV for ν_e . With a maximal path length of about 1.3×10^9 cm (about $\frac{1}{23}$ of a second) and a minimum momentum of about 200 MeV/c, $\frac{L}{p} < 2.2 \times 10^{-10}$ sec/eV. The maximum attenuation due to neutrino decay would be $e^{-1.4 \times 10^{-11}}$ which is negligible.

Figure 3 is an illustration of what neutrino decay might have looked like. In this figure $\frac{\tau}{m}$ was taken as 0.033 sec/GeV to enhance the effect and show the consequences of the two distance scales. The effects of neutrino decay are only manifest in the lower hemisphere.

IV. OFF DIAGONAL NEUTRAL CURRENTS

Wolfenstein [15] has suggested that the weak neutral current might not be flavor diagonal. The neutrino part of the neutral current could be of the form

$$L = \cos^2 a_{ab} (\bar{\nu}_a \nu_a + \bar{\nu}_b \nu_b) + \sin^2 a_{ab} (\bar{\nu}_a \nu_b + \bar{\nu}_b \nu_a)$$

Such an interaction would convert neutrinos of one flavor into another via coherent forward scattering while moving through ordinary matter. This would produce a transition probability that is energy independent.

On the other hand the transition probability would depend on the integrated matter density along the path taken by the neutrinos. Due to the inhomogeneous composition of the Earth and the varying path lengths, the neutrino composition would not be isotropic [16]. Limits have been set at $\sin^2 a_{\mu\tau} < 0.1$. The much larger data samples now available and more refined methods of particle identification could be used to improve the limit.

Figure 4 illustrates this effect for $\sin^2 a_{\mu\tau} = 0.1$. The absence of much material in the upper hemisphere means that neutrinos coming from above would not develop significant amplitude as ν_τ so the downward component would be unchanged. Some of the structure present in figure 4 reflects details of the matter distribution in the Earth's interior.

The absence of any significant reduction in the downward component of the flux means that this method can not correctly reproduce the observed isotropy.

V. PROTON DECAY

It has been suggested [17] that the anomaly is attributable to an excess of electrons due to the decay $p \rightarrow e\nu\bar{\nu}$. Three body proton decay would not produce any spectra above about 400-500 MeV. But the observed effect extends well above this energy.

VI. THE NEUTRINO AND ANTINEUTRINO CONTENT

If the source of neutrinos in the atmosphere were purely from the decay of π^+ and its μ^+ only ν_e and not $\bar{\nu}_e$ would be present in the atmospheric flux. Indeed the ratio of $\nu_\mu : \bar{\nu}_\mu : \nu_e : \bar{\nu}_e$ would be approximately 1 : 1 : 1 : 0 but the observed interaction rate would be much closer to 1 : 0.33 : 1 : 0 [18] due to cross section differences. So the observed ratio of muon like to electron like interactions would be about 1.33.

If the simulations are done with a comparable rate of π^+ and π^- the ratio of $\nu_\mu : \bar{\nu}_\mu : \nu_e : \bar{\nu}_e$ would be 2 : 2 : 1 : 1 yielding an expected ratio of muon like to electron like interactions closer to 2 : 1. The observed over expected rate would then be $1.33/2 = 0.67$ which is close to the reported value. Careful calculation of the neutrino energy spectrum could bring it down further.

If only π^- were produced the flux ratio of $\nu_\mu : \bar{\nu}_\mu : \nu_e : \bar{\nu}_e$ would be close to 1 : 1 : 0 : 1 leading to an interaction ratio of 1 : 0.33 : 0 : 0.33 which would lead to a value for the observed over expected rate of $\frac{1.33}{0.33}/\frac{2}{1}$ which is 2.

The detectors are not capable of distinguishing an e^+ from an e^- . It is unlikely that any electron detector based on showers would be capable of making this distinction. Indeed magnetic measurements could distinguish an e^+ from an e^- but magnetic measurement is unrealistic for detectors of such large mass.

In a recent note [19] it was pointed out that these detectors do have the ability to distinguish μ^+ from μ^- on a statistical basis by exploiting the lifetime difference of the two particles in matter.

The observed muon flux at ground level seems to be composed of an about 1.2:1 ratio of μ^+ to μ^- . But these do come from higher energies since the muons of interest for the atmospheric neutrino flux would have already decayed. The primary interactions that produce the atmospheric neutrino flux are comparable to those used to produce neutrinos at accelerator laboratories, which have been able to produce effective research programs with both ν_μ and $\bar{\nu}_\mu$ beams.

The best published [6] argument against the hypothesis of this section is the decay rate reported by underground experiments for the muon candidate events. The fraction of muon decays observed in this sample is as expected. They see $67.6 \pm 1.6\%$ muon decays in the nonshowing sample. The efficiency for observing a μ^+ decay is 80% and the efficiency for observing a μ^- decay is 63%. If the observed decay rate is a weighted average of these two efficiencies, within the muon sample the flux ratio of $\bar{\nu}_\mu$ to ν_μ is about 1.1 ± 0.5 . This assumes that the cross section ratio is 1 : 3. This is the expected flux ratio [20] but barely two sigma away from zero. This observation, while interesting, does not directly address the primary point of this section which is the ν_e and the $\bar{\nu}_e$ content of the underground flux.

There is a dearth of literature on $\bar{\nu}_\mu$ interactions below 1 GeV and almost none for ν_e and $\bar{\nu}_e$ in the energy range of most interest for the atmospheric neutrino anomaly.

Calculations [20] indicate that the atmospheric fluxes of both neutrinos and antineutrinos are comparable to each other even at low energies. This is true for both muon and electron type neutrinos. This is a bit puzzling since π^- production in the atmosphere drops faster than π^+ production as the primary cosmic ray energy is decreased. For example, in 12.5 GeV/c proton collisions on Beryllium the π^+ flux is about 3 times the π^- flux [21]. For 3.7 GeV/c proton proton collisions the π^+ seems to be produced about 5 times as much as the π^- [22]. One might expect this production asymmetry to be reflected in the modest energy neutrino fluxes.

Problems in estimating the low energy $\nu_e : \bar{\nu}_e$ flux ratio could not be extended to higher energy where production is close to symmetric.

VII. NEUTRON DECAY

The decay $n \rightarrow pe^- \bar{\nu}_e$ produces electron antineutrinos but no muon neutrinos. One would expect copious production of neutrons by cosmic ray interactions in the atmosphere. The decay of these neutrons would significantly raise the flux of electron neutrinos relative to muon neutrinos. The long flight paths possible in the atmosphere would permit some of the neutrons to decay.

Unfortunately, for neutrons the $c\tau$ is about 2.7×10^8 km so it is very unlikely that a significant number of them will have decayed before being absorbed. The permitted decay length in the atmosphere is on the order of 20 km. Only very slow neutrons would have the possibility of decaying and these could not populate the high energy neutrino spectrum.

The decay length for extraterrestrially produced neutrons could be much greater. Neutron decay, or other phase space limited weak decays, might contribute to a source which is not of atmospheric origin.

VIII. INTERMEDIATE LIFETIME NEUTRAL DECAY

Is it possible that an as yet unknown neutral hadron, similar to the neutron but with a much shorter lifetime could be decaying and produce an excess ν_e flux? Such an excess ν_e flux might not have been seen at accelerators since the permitted decay times for producing accelerator neutrinos are short. Even the muons do not have time to decay before they are absorbed or range out.

This might have been missed in accelerator neutrinos since the strongly interacting neutral would have been absorbed before it could decay. But production experiments with strong interactions make it unlikely that such an object could have been missed. Even if 100% of it decays in the atmosphere a flux comparable to that of the produced charged pions would be needed.

IX. NEUTRINO PRODUCTION IN HEAVY ION COLLISIONS

A significant fraction of the cosmic ray flux is in the form of ions heavier than protons. Is it possible that these are capable of producing a electron neutrino rich high energy neutrino flux?

Fragmentation of the projectile ion could give the needed large boost. Ions give one access to short lived beta unstable states.

It would seem to be very hard to get the rates needed. The heavy ion modes of production must compete with standard hadronic production via pions. Pion production in heavy ion collisions is still very large so the impact on the overall neutrino flux of weak decays of ions would be small if any.

To populate the neutrino spectrum in the energy range of about 1 GeV would require heavy ions with a gamma factor on the order of 100. Due to the steeply falling nature of the cosmic ray spectrum [23] (approximately E^{-3}) it seems difficult to get enough high energy heavy ion flux to compete with the modest energy pion production of neutrinos.

X. VIOLATION OF MUON NEUTRINO ELECTRON NEUTRINO UNIVERSALITY

If the electron neutrino cross section were significantly greater than that of the muon neutrino the observed rates would not reflect the true relative fluxes. They would be weighted by the relative cross sections. The atmospheric observations represent a very large sample of ν_e interactions, perhaps even larger than accelerator samples. Most neutrino observations in the energy range of interest have been studied at accelerators using beams of ν_μ and $\bar{\nu}_\mu$ so we have little direct evidence about ν_e interactions at these energies. But ν_μ ν_e universality seems to be well established in particle decays where phase space effects can account for all differences in branching ratios.

In τ decay the radiative corrections can be calculated and the ratio of muon decay to electron decay is expected to be 0.973. Observations [14] find this to be 0.975 ± 0.006 . Universality can be violated by no more than 1% which is insufficient to explain the anomaly.

XI. EXTRATERRESTRIAL SOURCES AND DARK MATTER

In a prior publication [24] the possibility that an excess neutral flux of extraterrestrial origin, perhaps dark matter, was explored. The decay of ambient dark matter can be ruled out since it would require an energy density greater than the closure density of the universe.

An excess ν_e flux on the order of 0.4 neutrinos/cm²/second with a mean energy of about 500 MeV could explain the anomaly. But there is no obvious astrophysical origin for such ν_e 's. In general sources that would produce ν_e of this energy are also quite capable of producing ν_μ . Even neutron decay, which was considered above, would be associated with high energy collisions that would also produce ν_μ . Assigning the anomaly to extraterrestrial sources does not solve the problem. It merely shifts it to a different venue where more production methods may become possible.

XII. SYSTEMATIC ERRORS

A systematic error that misclassified events as electrons when they came from a muon neutrino interaction could explain the effect. This seems unlikely. The effect was first seen as a deficiency of muon decays by IMB [1]. This method is independent of the particle identification methods based on showering and nonshowering tracks. The muon decay method can be checked against stopping muons and against the nonshowering data sample. The two methods confirm each other and have been checked against each other [3].

Initially most iron calorimeter detectors [25] failed to see the anomaly, which implied a possible systematic problem with water detectors. But now the Soudan-2 detector [26] seems to confirm the existence of an anomaly.

XIII. NEUTRAL CURRENTS

Neutral current interactions of ν_μ would, in general go undetected in these large devices or would be classified as showering types of events and hence would more often be attributed to ν_e . But the simulations have included the neutral current effects [6] and so this systematic effect should be reflected in the expected values.

XIV. CONCLUSIONS

The obvious question about the atmospheric neutrino anomaly is how do we know that the interactions are due to neutrinos? Even if they are due to neutrinos how do we know that all of the neutrinos observed in underground detectors are of atmospheric origin?

Indeed the total rate of observed interactions agrees well with the predicted rates. So the only opportunity for additional interactions, or attenuations must be hidden in the 20% uncertainty in the absolute flux normalization [20].

If what is being observed is not of atmospheric origin why does it track the atmospheric spectrum so well? The physics of neutrino production in low density materials is universal so one might anticipate a similar spectrum for cosmic ray induced neutrinos that are not of atmospheric origin. So why should such a source be ν_μ deficient or ν_e enhanced?

It may be very difficult to measure the nonatmospheric contribution to the ambient flux especially if it lacks any directional modulation. It does not seem feasible to do such large scale experiments outside of the Earth's polluting atmosphere for the foreseeable future.

The most productive direction at present would be to reduce the uncertainty on the absolute flux normalization [27]. The high statistics neutrino data samples now available mean that the measurements are dominated by this source of systematic error. Studies of the primary and secondary cosmic ray flux should carefully quantify the relative production of π^+ and π^- either directly or via the high altitude muon spectrum.

It is worth quoting the initial perspective on this effect, “This discrepancy could be a statistical fluctuation or a systematic error due to *(i)* an incorrect assumption as to the ratio of muon ν 's to electron ν 's in the atmospheric fluxes, *(ii)* an incorrect estimate of the efficiency for our observing a muon decay, or *(iii)* some other as-yet-unaccounted-for physics” [1] For the most part these words are still true today.

ACKNOWLEDGMENTS

I would like to thank Jim Wilson and John Poirier for the opportunity to discuss some of these ideas. Neal Cason helped me track down the data on inclusive pion production. I would like to thank Bill Shephard for a careful reading of the manuscript.

FIGURES

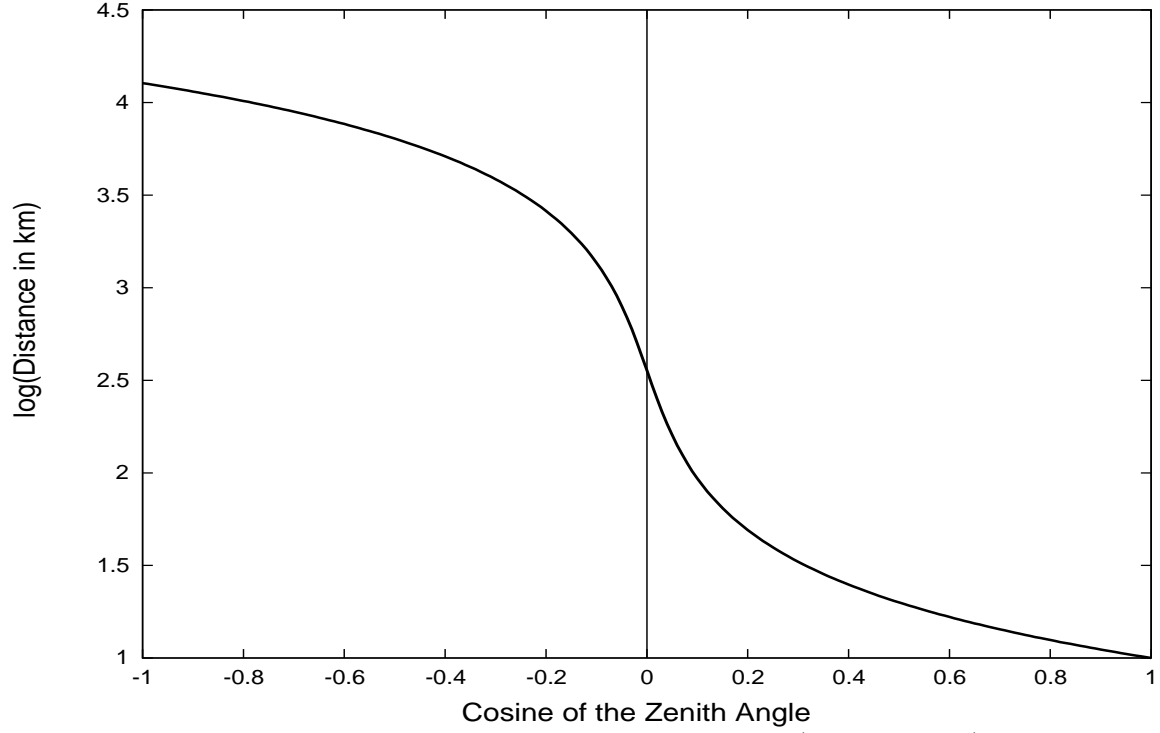


FIG. 1. Approximate \log_{10} of the neutrino flight path (in kilometers) as a function of the cosine of the zenith angle.

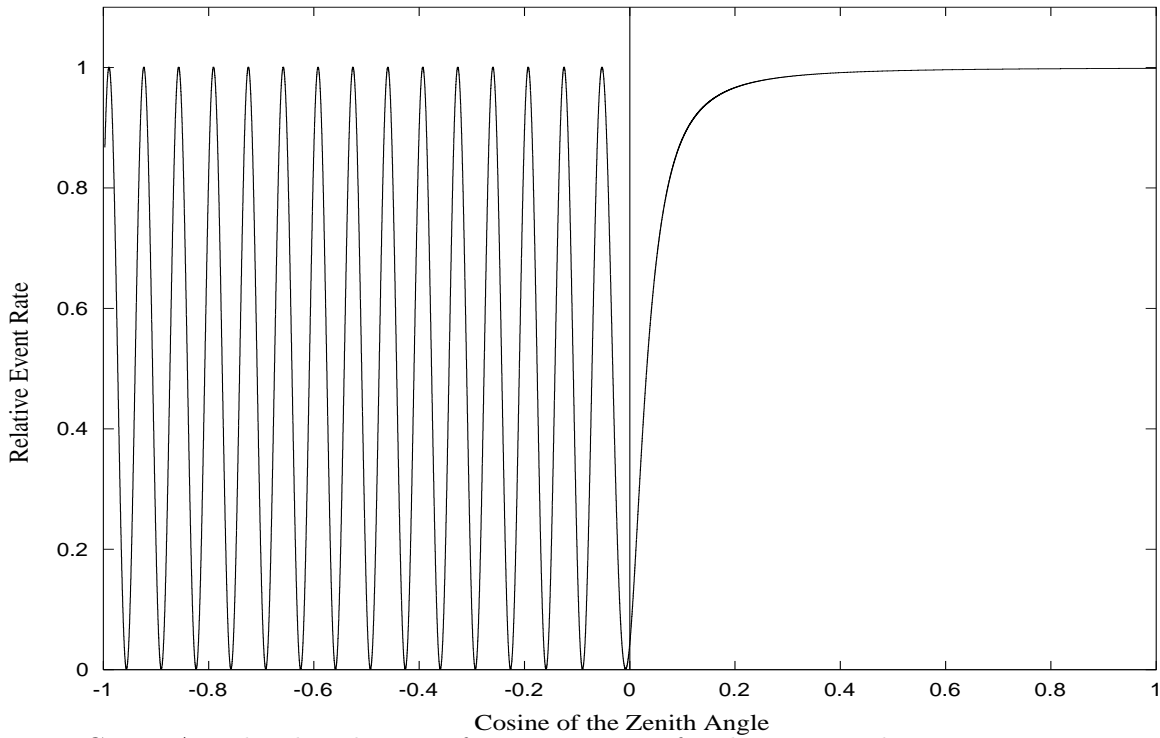


FIG. 2. Angular distribution of ν_μ interactions for the suggested $\nu_\mu \rightarrow \nu_\tau$ neutrino oscillation solution.

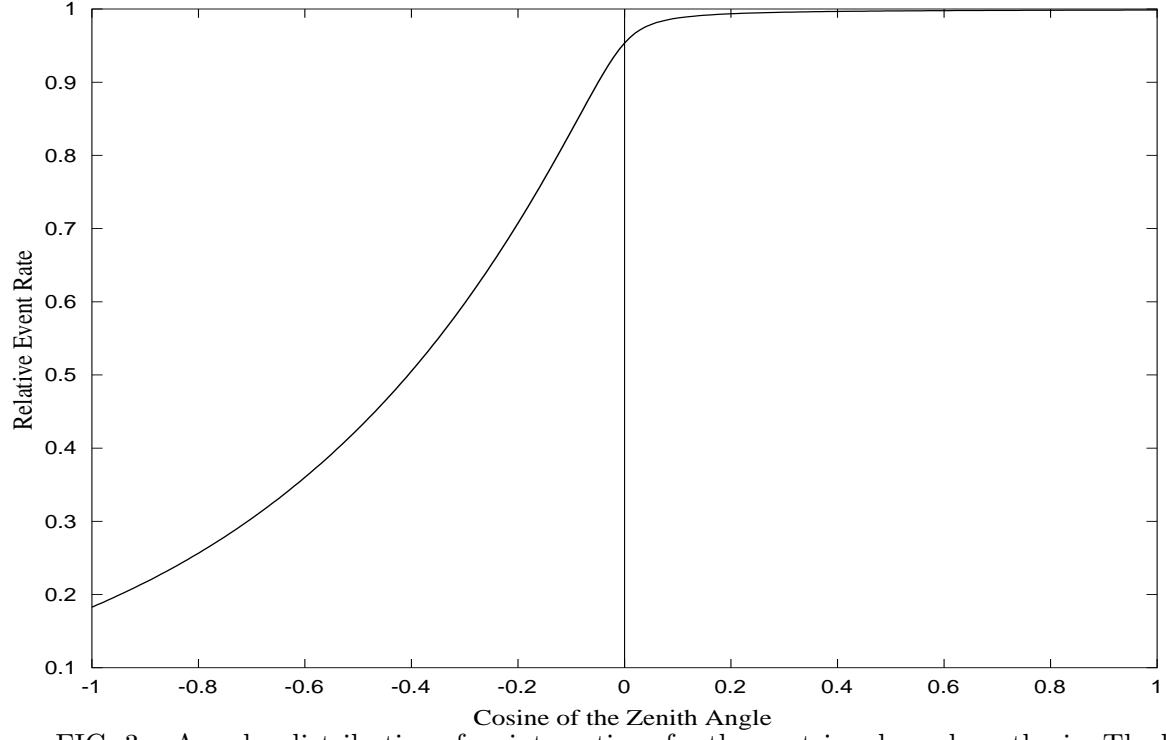


FIG. 3. Angular distribution of ν_μ interactions for the neutrino decay hypothesis. The lifetime was taken as $\frac{\tau}{m} = 0.033$ sec/GeV to enhance the effect. The momentum is taken as 750 MeV/c.

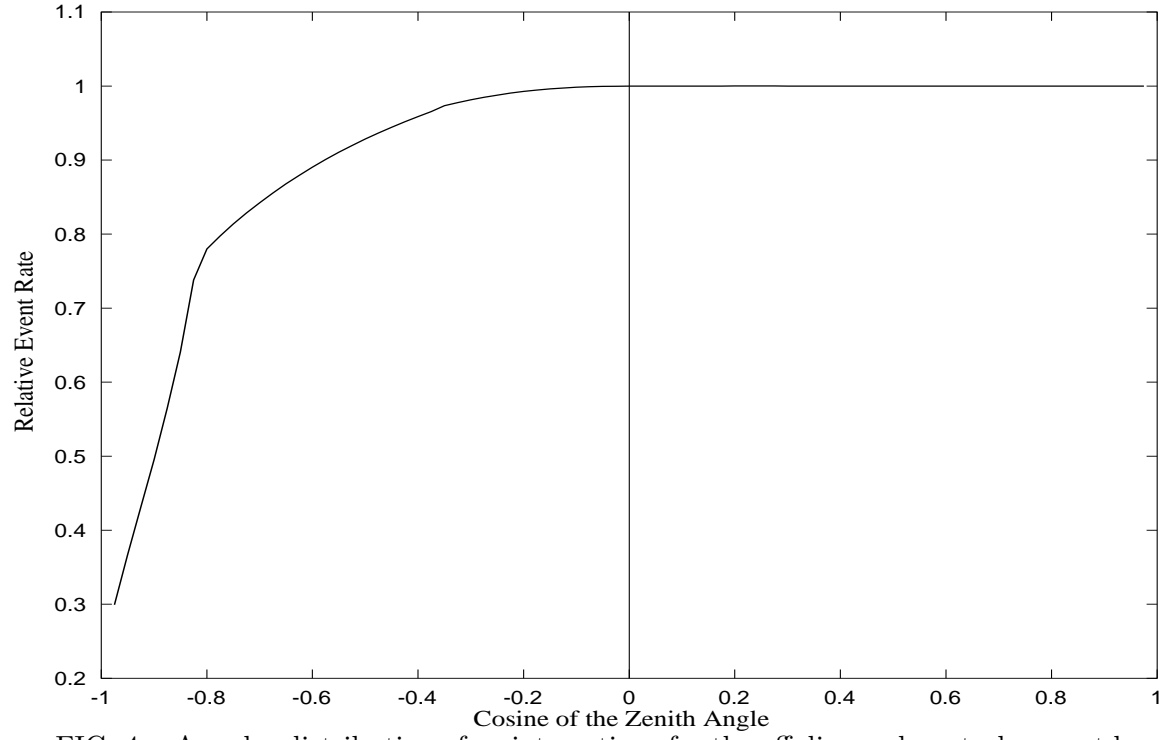


FIG. 4. Angular distribution of ν_μ interactions for the off diagonal neutral current hypothesis. The plot has been made assuming that $\sin^2(a_{\mu\tau}) = 0.1$.

REFERENCES

- [1] T.J. Haines *et al.*, Phys. Rev. Lett. **57**, 1986 (1986).
- [2] K.S. Hirata *et al.*, Phys. Lett. **B205**, 416 (1988).
- [3] R. Becker-Szendy *et al.*, Phys. Rev. **D46**, 3720 (1992).
D. Casper *et al.*, Phys. Rev. Lett. **66**, 2561 (1991).
- [4] Y. Fukuda *et al.*, Phys. Rev. Lett. **81**, 1562(1998).
- [5] T. Kajita, “Atmospheric Neutrino Results from Super-Kamiokande and Kamiokande – Evidence for ν_μ Oscillations”, Talk presented at Neutrino ’98, Takayama Japan, June 4, 1998.
- [6] Y. Fukuda *et al.*, Phys. Lett. **B433**, 9 (1998).
- [7] R. Clark, *et al.*, Phys. Rev. Lett. **79**, 345-348 (1997).
- [8] Y. Fukuda *et al.*, Phys. Lett. **B335**, 237 (1994).
- [9] Y. Fukuda *et al.*, “Study of the Atmospheric Neutrino Flux in the Multi-GeV Energy Range”, (to be published).
- [10] J.M. LoSecco, “Problems with Atmospheric Neutrino Oscillations”, hep-ph/9807359, (to be published).
- [11] J.M. LoSecco, “ Δm^2 Limits from $R(E_\nu)$ ” hep-ph/9807432, (to be published).
- [12] R. Becker-Szendy, *et al.*, Phys. Rev. Lett. **69**, 1010 (1992).
- [13] M. Apollonio *et al.*, Phys. Lett. **B420**, 397 (1998).
- [14] C. Caso, *et al.* The European Physical Journal, **C3**, 1 (1998).
- [15] L. Wolfenstein, Phys. Rev. **D17**, 2369 (1978).
- [16] J.M. LoSecco, Phys. Rev. **D35**, 1716 (1987).
- [17] W.A. Mann, T. Kafka, W. Leeson, Phys. Lett. **B291**, 200 (1992).
- [18] K. Hikasa *et al.*, Phys. Rev. **45**, I.1 (1992) and references cited on page III.82. The low energy antineutrino cross section may be below the 0.33 value relative to the neutrino cross section as used in this section.
- [19] J.M. LoSecco, ‘Measuring the ν_μ to $\bar{\nu}_\mu$ Ratio in a High Statistics Atmospheric Neutrino Experiment”, hep-ph/9806318 (to be published).
- [20] M. Honda *et al.*, Phys. Rev. **D52**, 4985 (1995).
- [21] ZGS Users Handbook, Argonne National Lab 1972.
- [22] J.D. Hansen *et al.*, CERN-HERA 70-2 (CERN, Geneva 1970).
- [23] D. J. X. Montgomery, “Cosmic Ray Physics”, (Princeton University Press, 1949).
- [24] J.M. LoSecco, Phys. Rev. D **56**, 4416 (1997).
- [25] M. Aglietta, *et al.*, Europhys. Lett. **8**, 611 (1991)
K. Daum, *et al.*, Z. Phys. **C66**, 417 (1995).
- [26] W. W. M. Allison, *et al.*, Phys. Lett. **B391**, 491 (1997).
- [27] G. L. Fogli, *et al.*, hep-ph/9808205, August 1998 (to be published).