

Description of elastic vectormeson production and F_2 by two pomerons*

Michael Rueter^{† a}

^aSchool of Physics and Astronomy, Department of High Energy Physics, Tel-Aviv University, 69978 Tel-Aviv, Israel
e-mail: rueter@post.tau.ac.il

Using the Model of the Stochastic Vacuum many diffractive processes have been calculated by investigating the dipole-dipole scattering at a cm-energy of 20 GeV. In this work we extend the calculation to larger energies and small dipoles. We assume that there are two pomerons, the hard- and the soft-pomeron, which cause the different energy dependence for processes dominated by small or large dipoles. The physical processes are obtained by smearing the dipole-dipole amplitude with wavefunctions. For small dipoles the leading perturbative contribution is taken into account. By that way we can describe in addition to the already calculated low energy results (20 GeV) also the HERA data for the considered processes in nearly the whole energy and Q^2 range.

1. Method

In this very short note we can only present some results for the Q^2 and energy dependence of elastic vectormeson production and the proton structure function F_2 and have to refer for technical steps, discussions and comparison with related works to our original publication [1]. The building block of our calculation is the dipole-dipole scattering amplitude. It is calculated in the framework of the Model of the Stochastic Vacuum (MSV) [2, 3]. Within this framework elastic hadron-hadron scattering [4, 5, 6], hadron-dipole scattering [7], photo- and electroproduction of vectormesons [8, 9] and π^0 [10] and the proton structure function F_2 [11] were calculated but the cm-energy was always fixed at 20 GeV. We now extend this approach to higher energies by coupling a soft-pomeron, which trajectory is given by the Donnachie-Landshoff parameterization [12], to large dipoles (both dipoles larger than a new introduced cut c) and a hard-pomeron with an intercept of 1.28 and a vanishing slope to small

dipoles (at least one dipole smaller than c). Because the MSV can not be used for very small dipoles we cut these contributions if one of the dipoles is smaller than a second new cut r_{cut} . By that way we can already describe the data for not to large $Q^2 \leq 35 \text{ GeV}^2$. In this regime one observes the transition from the soft to the hard behavior and it is the regime of our main interest. If we want to extend our approach to even harder processes we include for very small dipoles (smaller than r_{cut}) the leading perturbative contribution with a running coupling which is frozen in the infra-red to be $\alpha_s(\infty) = 0.75$. By smearing this dipole-dipole scattering with process dependent wavefunctions, which we take from the cited references, we obtain different effective energy dependencies due to the different dipole sizes mainly involved. The two cuts c and r_{cut} are the important new parameters. We did not perform a fit to the data but started with physical values and adjusted a little bit with the result: $c = 0.35 \text{ fm}$, $r_{\text{cut}} = 0.16 \text{ fm}$.

*Talk presented at *QCD98* in Montpellier, France. To be published in the proceedings *Nucl.Phys.B(Proc.Suppl.)*.

[†]supported by a MINERVA-fellowship

2. Results

2.1. Vectormeson production

All our old results, where only large dipoles contributed, are unchanged at 20 GeV and we obtain an energy dependence through the soft-pomeron in agreement with experiment. An example is elastic hadron-hadron scattering or photoproduction of ρ, ω and ϕ . For the J/Ψ already small dipoles contribute and the energy dependence is much stronger (see Fig.1). For electroproduction the effective pomeron

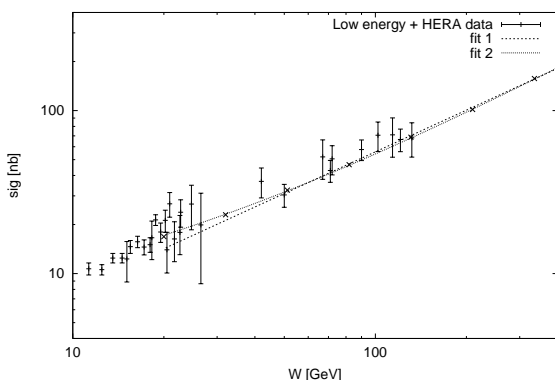


Figure 1. Our result (crosses) for the total elastic cross section of photoproduction of J/Ψ as compared to data [13, 14, 15, 16, 17]. Fit 1 represents an exponential fit $\sigma^{\text{tot}} = 14.22 \text{ nb} (W/20 \text{ GeV})^{0.85}$ and fit 2 is a fit with two powers which describes our results also for small W . There are also preliminary H1 data for larger W (see for example reference [18]).

slope increases with Q^2 as can be seen from Fig.2 for the ρ . The simple exponential fit $\sigma^{\text{tot}} = a (W/20 \text{ GeV})^b$ describes our result very good for large $W > 80 \text{ GeV}$ and we obtain

$Q^2 [\text{GeV}^2]$	0.5	2	7	10	12	20
$a [\text{nb}]$	2064	291	17.5	7.25	4.43	1.08
b	0.34	0.44	0.71	0.77	0.82	0.92

The rising of b with Q^2 shows that by increasing the virtuality one probes smaller and smaller dipoles which are coupled to the hard-pomeron. This rise of the effective pomeron power with Q^2 is in agreement with the experiment. For the J/Ψ this effect is smaller since already for photoproduction the dipoles are quite small.

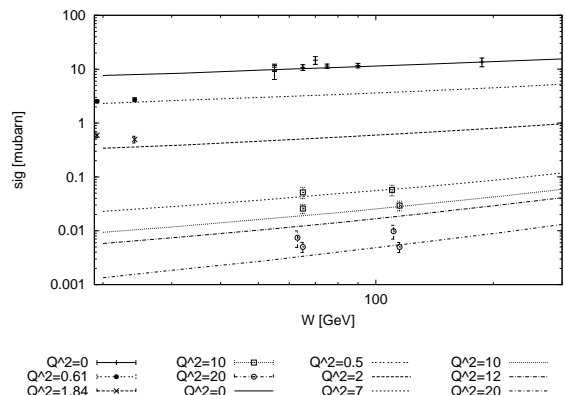


Figure 2. The total elastic cross section of ρ production. The experimental data are from [19, 20, 21] for $Q^2 = 10 \text{ GeV}^2$ and 20 GeV^2 . There are new preliminary HERA data (see for example [22, 23]).

2.2. $F_2(x, Q^2)$ and the total cross section of γ - p scattering

Using the different photon wavefunctions depending on the polarization we obtain the total cross sections σ_L , σ_T and the proton structure function F_2 and F_L can be calculated

$$F_2 = \frac{1}{4\pi^2\alpha_{\text{em}}} \frac{Q^4(1-x)}{Q^2 + 4m_p^2x^2} (\sigma_L + \sigma_T)$$

$$F_L = \frac{1}{4\pi^2\alpha_{\text{em}}} \frac{Q^4(1-x)}{Q^2 + 4m_p^2x^2} \sigma_L.$$

The energy W can be expressed by $W^2 = Q^2/x - Q^2 + m_p^2$. In our approach we are limited to large energies, $W > 20 \text{ GeV}$, and small $x \leq 0.05$ because we only take the pomeron and not the Regge contributions into account. In Fig.3 we compare our result for F_2 with the experimental data for few values of $0.11 \text{ GeV}^2 \leq Q^2 \leq 5000 \text{ GeV}^2$. The figures show that our model describes all the data in the limited W and x range very well. To obtain the effective energy dependence of the structure function for different scales we calculate the effective pomeron power λ_{eff} by fitting our results for $10^{-4} \leq x \leq 10^{-2}$ with

$$F_2(x, Q^2) = a \frac{Q^4(1-x)}{Q^2 + 4m_p^2x^2} \left(\frac{Q^2}{x} - Q^2 + m_p^2 \right)^{\lambda_{\text{eff}}}$$

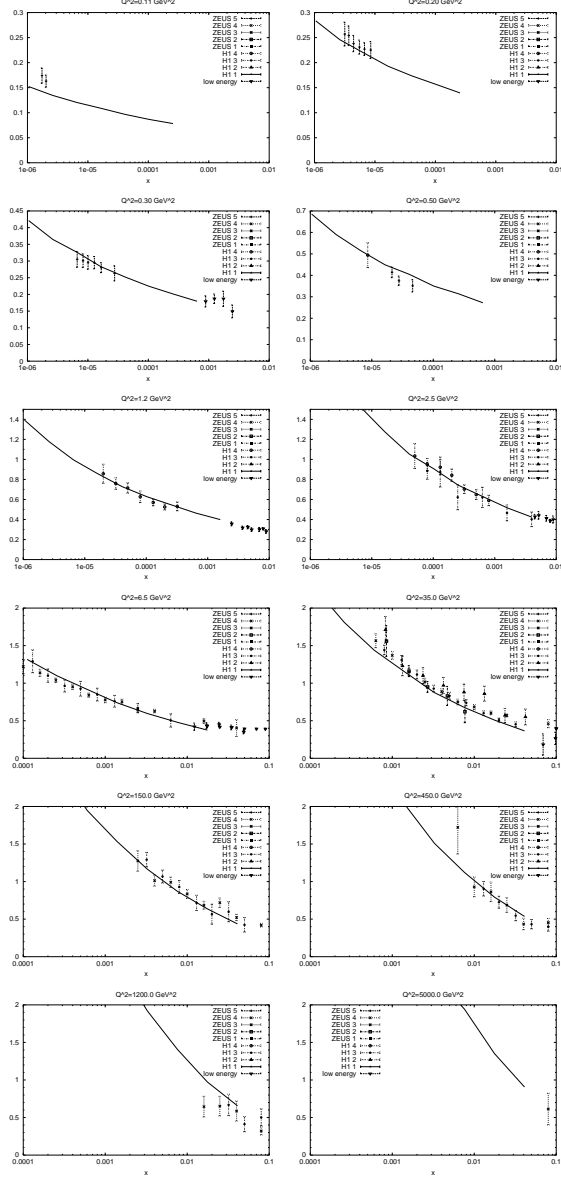


Figure 3. The proton structure function $F_2(x, Q^2)$ for fixed values of Q^2 as a function of x . The H1 data 1-4 are [24, 25, 26, 27], the ZEUS data 1-5 are [28, 29, 30, 31, 32] and the low-energy data are [33, 34, 35].

for fixed Q^2 . We also calculate the so called Q-slope

$$\frac{\partial F_2(x, Q^2)}{\partial \ln Q^2}$$

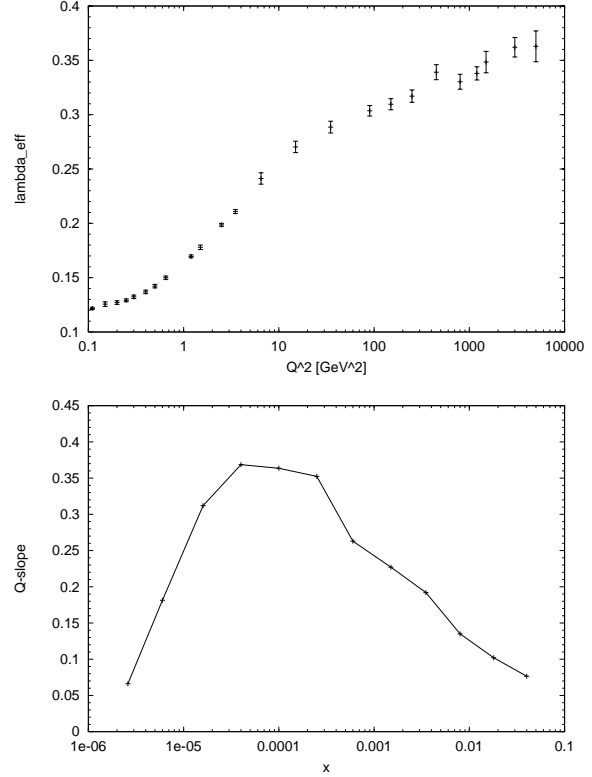


Figure 4. In the top the effective pomeron power λ_{eff} as a function of Q^2 . The error bars are due to the numerical error of our results for F_2 . In the bottom the Q-slope as a function of x .

for fixed x at values for Q^2 given like in reference [36] by $Q_x^2 = 3.1 \cdot 10^3 x^{0.82}$ following the analysis of the experimental data in reference [37]. The result is shown together with the result for λ_{eff} in Fig.4. Our results are in very good agreement with the experimental data [26, 27, 38] and show the transition of the effective behavior going from large to small dipoles. Especially the Q-slope decreases for small x as measured by the experiment. We also calculated the total γp cross section where we can include the photoproduction. We also investigated different contributions to F_2 like the charm contribution [1] or the longitudinal and transversal part by calculating the ratio of them as shown in Fig.5.

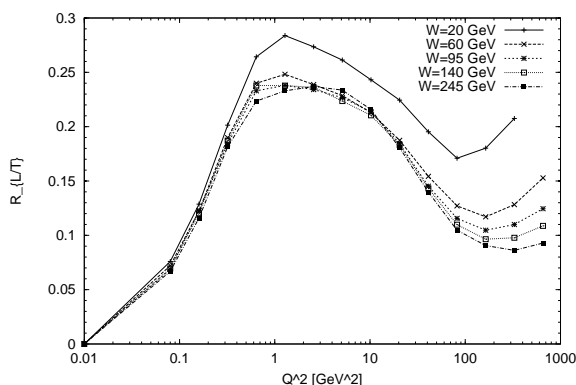


Figure 5. The ratio $R_{L/T}$ for fixed W as a function of Q^2 . At $Q^2 = 0.01 \text{ GeV}^2$ we put the photoproduction point.

3. Acknowledgments

I would like to thank H.G. Dosch and Sandi Donnachie for many fruitful discussions and suggestions. I am especially grateful to the *Minerva*-Stiftung for my fellowship and for supporting my conference visit.

REFERENCES

1. M. Rueter, *Eur.Phys.J. C* (accepted for publication) (hep-ph/9807448).
2. H.G. Dosch, *Phys.Lett.* **B190** (1987) 177.
3. H.G. Dosch and Y.A. Simonov, *Phys.Lett.* **B205** (1988) 339.
4. H.G. Dosch, E. Ferreira and A. Krämer, *Phys.Rev.* **D50** (1994) 1992.
5. M. Rueter and H.G. Dosch, *Phys.Lett.* **B380** (1996) 177.
6. M. Rueter, Proceedings of the workshop “*Di-quarks III*”, Torino, Italy, hep-ph/9612338 (1996).
7. M. Rueter and H.G. Dosch, *Phys.Rev.* **D57** (1998) 4097.
8. H.G. Dosch et al., *Phys.Rev.* **D55** (1997) 2602.
9. G. Kulzinger, H.G. Dosch and H.J. Pirner, hep-ph/9806352 (1998).
10. M. Rueter, H.G. Dosch and O. Nachtmann, hep-ph/9806342 (1998).
11. H.G. Dosch, T. Gousset and H.J. Pirner, *Phys.Rev.* **D57** (1998) 1666.
12. A. Donnachie and P.V. Landshoff, *Phys.Lett.* **B296** (1992) 227.
13. M. Binkley et al., *Phys.Rev.Lett.* **48** (1982) 73.
14. P.L. Frabetti et al., *Phys.Lett.* **B316** (1993) 197.
15. M. Derrick et al., *Phys.Lett.* **B350** (1995) 120.
16. S. Aid et al., *Nucl.Phys.* **B472** (1996) 3.
17. J. Breitweg et al., *Z.Phys.* **C75** (1997) 215.
18. H1 Collaboration, *Elastic Production of J/ψ Mesons in Photoproduction and at High Q^2 at HERA*, Talk at “*HEP97*”, Jerusalem, Israel (1997).
19. M.R. Adams et al., *Z.Phys* **C74** (1997) 237.
20. S. Aid et al., *Nucl.Phys.* **B468** (1996) 3.
21. M. Derrick et al., *Phys.Lett.* **B356** (1995) 601.
22. ZEUS Collaboration, *Exclusive Vector Meson production in DIS at HERA*, Talk at “*HEP97*”, Jerusalem, Israel (1997).
23. H1 Collaboration, *Elastic Electroproduction of ρ and ϕ Mesons at Intermediate Q^2 at HERA*, Talk at “*HEP97*”, Jerusalem, Israel (1997).
24. I. Abt et al., *Nucl.Phys.* **B407** (1993) 515.
25. T. Ahmed et al., *Nucl.Phys.* **B439** (1995) 471.
26. S. Aid et al., *Nucl.Phys.* **B470** (1996) 3.
27. C. Adloff et al., *Nucl.Phys.* **B497** (1997) 3.
28. M. Derrick et al., *Phys.Lett.* **B316** (1993) 412.
29. M. Derrick et al., *Z.Phys.* **C65** (1995) 379.
30. M. Derrick et al., *Z.Phys.* **C69** (1996) 607.
31. M. Derrick et al., *Z.Phys.* **C72** (1996) 399.
32. J. Breitweg et al., *Phys.Lett.* **B407** (1997) 432.
33. A.C. Benvenuti et al., *Phys.Lett.* **B223** (1989) 485.
34. M. Arneodo et al., *Nucl.Phys.* **B483** (1997) 3.
35. M.R. Adams et al., *Phys.Rev.* **D54** (1996) 3006.
36. P. Desgrolard, A. Lengyel and E. Martynov, hep-ph/9806268 (1998).
37. A. Caldwell, Talk at the DESY Theory workshop, Hamburg, Germany (1997).
38. H. Abramowicz and A. Levy, hep-ph/9712415 (1997).