

KEK-TH-583

August 1998

# Effect of $RRRR$ dimension 5 operator on the proton decay in the minimal SU(5) SUGRA GUT model

Toru Goto and Takeshi Nihei

*Theory Group, KEK, Tsukuba, Ibaraki 305-0801, Japan*

## Abstract

We reanalyze the proton decay in the minimal SU(5) SUGRA GUT model. Unlike previous analyses, we take into account a Higgsino dressing diagram of dimension 5 operator with right-handed matter fields ( $RRRR$  operator). It is shown that this diagram gives a dominant contribution for  $p \rightarrow K^+ \bar{\nu}_\tau$  over that from  $LLLL$  operator, and decay rate of this mode can be comparable with that of  $p \rightarrow K^+ \bar{\nu}_\mu$  which is dominated by the  $LLLL$  contribution. It is found that we cannot reduce both the decay rate of  $p \rightarrow K^+ \bar{\nu}_\tau$  and that of  $p \rightarrow K^+ \bar{\nu}_\mu$  simultaneously by adjusting relative phases between Yukawa couplings at colored Higgs interactions. Constraints on the colored Higgs mass  $M_C$  and a typical squark and slepton mass  $m_{\tilde{f}}$  from Super-Kamiokande limit become considerably stronger due to the Higgsino dressing diagram of the  $RRRR$  operator:  $M_C > 6.5 \times 10^{16}$  GeV for  $m_{\tilde{f}} < 1$  TeV, and  $m_{\tilde{f}} > 2.5$  TeV for  $M_C < 2.5 \times 10^{16}$  GeV.

# 1 Introduction

The gauge coupling unification around  $M_X \sim 2 \times 10^{16}$  GeV [1] strongly suggests the supersymmetric grand unified theory (SUSY GUT) [2]. In this model, the gauge hierarchy problem is naturally solved by supersymmetry. Also, this model makes successful predictions for the charge quantization and the bottom-tau mass ratio. Proton decay is one of the direct consequences of grand unification. The main decay mode  $p \rightarrow K^+ \bar{\nu}$  [3, 4] in the minimal SU(5) supergravity (SUGRA) GUT model [5] has been searched for with the underground experiments [6, 7], and the previous results have already imposed severe constraints on this model. Recently new results of the proton decay search at Super-Kamiokande have been reported [8]. The bound on the partial lifetime of the  $K^+ \bar{\nu}$  mode is  $\tau(p \rightarrow K^+ \bar{\nu}) > 5.5 \times 10^{32}$  years (90 % C.L.), where three neutrinos are not distinguished.

There are a number of detailed analyses on the nucleon decay in the minimal SU(5) SUGRA GUT model [3, 4, 9–13]. In the previous analyses, it is believed that contribution from dimension 5 operator with left-handed matter fields ( $LLLL$  operator) is dominant for  $p \rightarrow K^+ \bar{\nu}$  [4]. In particular a Higgsino dressing diagram of  $RRRR$  operator has been ignored in these analyses. It has been concluded that the main decay mode is  $p \rightarrow K^+ \bar{\nu}_\mu$  [3], and the decay rate of this mode can be suppressed sufficiently by adjusting relative phases between Yukawa couplings at colored Higgs interactions [10]. Recently it has been pointed out that the Higgsino dressing diagram of the  $RRRR$  operator gives a significant contribution to  $p \rightarrow K^+ \bar{\nu}_\tau$  in a large  $\tan \beta$  region in the context of a SUSY SO(10) GUT model [14].

In this paper, we reanalyze the proton decay including the  $RRRR$  operator in the minimal SU(5) SUGRA GUT model. We calculate all the dressing diagrams [10] (exchanging the charginos, the neutralinos and the gluino) of the  $LLLL$  and  $RRRR$  operators. We first examine the effect of the relative phases between the Yukawa couplings at the colored Higgs interactions. We show that the Higgsino dressing diagram of the  $RRRR$  operator gives a dominant contribution for  $p \rightarrow K^+ \bar{\nu}_\tau$ , and the decay rate of this mode can be comparable with that of  $p \rightarrow K^+ \bar{\nu}_\mu$  which is dominated by the  $LLLL$  contribution. We find that we cannot reduce both the decay rate of  $p \rightarrow K^+ \bar{\nu}_\tau$  and that of  $p \rightarrow K^+ \bar{\nu}_\mu$  simultaneously by adjusting the relative phases. We obtain constraints on the colored Higgs mass and the typical mass scale of squarks and sleptons under the updated Super-Kamiokande bound, and find that

these constraints are much stronger than that derived from the analysis neglecting the  $RRRR$  effect.

## 2 Dimension 5 operators in the minimal SU(5) SUGRA GUT

Nucleon decay in the minimal SU(5) SUGRA GUT model is dominantly caused by dimension 5 operators [9], which are generated by the exchange of the colored Higgs multiplet. The dimension 5 operators relevant to the nucleon decay are described by the following superpotential:

$$W_5 = -\frac{1}{M_C} \left\{ \frac{1}{2} C_{5L}^{ijkl} Q_k Q_l Q_i L_j + C_{5R}^{ijkl} U_i^c D_j^c U_k^c E_l^c \right\}. \quad (1)$$

Here  $Q$ ,  $U^c$  and  $E^c$  are chiral superfields which contain a left-handed quark doublet, a charge conjugation of a right-handed up-type quark, and a charge conjugation of a right-handed charged lepton, respectively, and are embedded in the 10 representation of SU(5). The chiral superfields  $L$  and  $D^c$  contain a left-handed lepton doublet and a charge conjugation of a right-handed down-type quark, respectively, and are embedded in the  $\bar{5}$  representation. A mass of the colored Higgs superfields is denoted by  $M_C$ . The indices  $i, j, k, l = 1, 2, 3$  are generation labels. The first term in Eq. (1) represents  $LLLL$  operator [4] which contains only left-handed SU(2) doublets. The second term in Eq. (1) represents  $RRRR$  operator which contains only right-handed SU(2) singlets. The coefficients  $C_{5L}$  and  $C_{5R}$  in Eq. (1) are determined by Yukawa coupling matrices as [10]

$$\begin{aligned} C_{5L}^{ijkl} \Big|_X &= (Y_D)_{ij} (V^T P Y_U V)_{kl}, \\ C_{5R}^{ijkl} \Big|_X &= (P^* V^* Y_D)_{ij} (Y_U V)_{kl}, \end{aligned} \quad (2)$$

where  $Y_U$  and  $Y_D$  are diagonalized Yukawa coupling matrices for  $10 \cdot 10 \cdot 5_H$  and  $10 \cdot \bar{5} \cdot \bar{5}_H$  interactions, respectively. The unitary matrix  $V$  is the CKM matrix at the GUT scale. The matrix  $P = \text{diag}(P_1, P_2, P_3)$  is a diagonal unimodular phase matrix with  $|P_i| = 1$  and  $\det P = 1$ . We parametrize  $P$  as

$$P_1/P_3 = e^{i\phi_{13}}, \quad P_2/P_3 = e^{i\phi_{23}}. \quad (3)$$

The parameters  $\phi_{13}$  and  $\phi_{23}$  are relative phases between the Yukawa couplings at the colored Higgs interactions, and cannot be removed by field redefinitions [15]. The expressions for  $C_{5L}$  and  $C_{5R}$  in Eq. (2) are written in the flavor basis where the Yukawa coupling matrix for the  $10 \cdot \bar{5} \cdot \bar{5}_H$  interaction is diagonalized at the GUT scale. Numerical values of  $Y_U$ ,  $Y_D$  and  $V$  at the GUT scale are calculated from the quark masses and the CKM matrix at the weak scale using renormalization group equations (RGEs).

In the minimal SU(5) SUGRA GUT, soft SUSY breaking parameters at the Planck scale are described by  $m_0$ ,  $M_{gX}$  and  $A_X$  which denote universal scalar mass, universal gaugino mass, and universal coefficient of the trilinear scalar couplings, respectively. Low energy values of the soft breaking parameters are determined by solving the one-loop RGEs [16]. The electroweak symmetry is broken radiatively [17] due to the effect of a large Yukawa coupling of the top quark, and we require that the correct vacuum expectation values of the Higgs fields at the weak scale are reproduced. We ignore RGE running effects between the Planck scale and the GUT scale for simplicity. In this approximation the phase matrix  $P$  decouples from the RGEs of the soft SUSY breaking parameters. Thus we have all the values of the parameters at the weak scale. The masses and the mixings are obtained by diagonalizing the mass matrices numerically. We evaluate hadronic matrix elements using the chiral Lagrangian method [18]. The parameters  $\alpha_p$  and  $\beta_p$  defined by  $\langle 0 | \epsilon^{abc} (d_R^a u_R^b) u_L^c | p \rangle = \alpha_p N_L$  and  $\langle 0 | \epsilon^{abc} (d_L^a u_L^b) u_L^c | p \rangle = \beta_p N_L$  ( $N_L$  is a left-handed proton's wave function) are evaluated as  $0.003 \text{ GeV}^3 \leq \beta_p \leq 0.03 \text{ GeV}^3$  and  $\alpha_p = -\beta_p$  by various methods [19]. We use the smallest value  $\beta_p = -\alpha_p = 0.003 \text{ GeV}^3$  in our analysis to obtain conservative bounds. For the details of the methods of our analysis, see Ref. [13, 14].

### 3 $RRRR$ contribution to the proton decay

The dimension 5 operators consist of two fermions and two bosons. Eliminating the two scalar bosons by the gaugino or Higgsino exchange (dressing), we obtain the four-fermion interactions which cause the nucleon decay [4, 10]. In the one-loop calculations of the dressing diagrams, we include all the dressing diagrams exchanging the charginos, the neutralinos and the gluino of the  $LLLL$  and  $RRRR$  dimension 5 operators. In addition to the contributions from the dimension 5 operators, we include the contributions from dimension 6 operators mediated by the heavy gauge boson and

the colored Higgs boson. Though the effects of the dimension 6 operators ( $\sim 1/M_X^2$ ) are negligibly small for  $p \rightarrow K^+\bar{\nu}$ , these could be important for other decay modes such as  $p \rightarrow \pi^0 e^+$ . The major contribution of the  $LLLL$  operator comes from an ordinary diagram with wino dressing. The major contribution of the  $RRRR$  operator arises from a Higgsino dressing diagram depicted in Fig. 1. The circle in this figure represents the complex conjugation of  $C_{5R}^{ijkl}$  in Eq. (2) with  $i = j = 1$  and  $k = l = 3$ . This diagram contains the Yukawa couplings of the top quark and the tau lepton. Importance of this diagram has already been pointed out in Ref. [14] in the context of a SUSY SO(10) GUT model. This diagram has been ignored in previous analyses in the minimal SU(5) SUSY GUT [3, 4, 9–13], though the contributions from gaugino dressing of the  $RRRR$  operator were included in Ref. [10]. We show that this diagram indeed gives a significant contribution in the case of the minimal SU(5) SUGRA GUT model also.

Before we proceed to present results of our numerical calculations, we give a rough estimation for the decay amplitudes. Besides the soft breaking parameter dependence arising from the loop calculations, relative magnitudes between various contributions can be roughly understood by the form of the dimension 5 operator in Eq. (2). Counting the CKM suppression factors and the Yukawa coupling factors, it is easily shown that the  $RRRR$  contribution to the four-fermion operators  $(u_R d_R)(s_L \nu_{\tau L})$  and  $(u_R s_R)(d_L \nu_{\tau L})$  is dominated by a single (Higgsino dressing) diagram exchanging  $\tilde{t}_R$  (the right-handed scalar top quark) and  $\tilde{\tau}_R$  (the right-handed scalar tau lepton). For  $K^+\bar{\nu}_\mu$  and  $K^+\bar{\nu}_e$ , the  $RRRR$  contribution is negligible, since it is impossible to get a large Yukawa coupling of the third-generation without small CKM suppression factors in this case. The  $LLLL$  contribution to  $(u_L d_L)(s_L \nu_{iL})$  and  $(u_L s_L)(d_L \nu_{iL})$  consists of two classes of (wino dressing) diagrams; they are  $\tilde{c}_L$  exchange diagrams and  $\tilde{t}_L$  exchange diagrams [10]. Neglecting all of various subleading effects, we can write the amplitudes (the coefficients of the four-fermion operators) for  $p \rightarrow K^+\bar{\nu}_i$  as,

$$\begin{aligned} \text{Amp.}(p \rightarrow K^+\bar{\nu}_e) &\sim [P_2 A_e(\tilde{c}_L) + P_3 A_e(\tilde{t}_L)]_{LLLL}, \\ \text{Amp.}(p \rightarrow K^+\bar{\nu}_\mu) &\sim [P_2 A_\mu(\tilde{c}_L) + P_3 A_\mu(\tilde{t}_L)]_{LLLL}, \\ \text{Amp.}(p \rightarrow K^+\bar{\nu}_\tau) &\sim [P_2 A_\tau(\tilde{c}_L) + P_3 A_\tau(\tilde{t}_L)]_{LLLL} + [P_1 A_\tau(\tilde{t}_R)]_{RRRR}, \end{aligned} \quad (4)$$

where the subscript  $LLLL$  ( $RRRR$ ) represents the contribution from the  $LLLL$  ( $RRRR$ ) operator. We estimate  $A_i$  by only the  $(ud)(s\nu)$  type contributions here for

simplicity, ignoring the  $(us)(d\nu)$  type contributions. The  $LLLL$  contributions for  $A_\tau$  can be written in a rough approximation as  $A_\tau(\tilde{c}_L) \sim g^2 Y_c Y_b V_{ub}^* V_{cd} V_{cs} m_{\tilde{W}} / (M_C m_{\tilde{f}}^2)$  and  $A_\tau(\tilde{t}_L) \sim g^2 Y_t Y_b V_{ub}^* V_{td} V_{ts} m_{\tilde{W}} / (M_C m_{\tilde{f}}^2)$ , where  $g$  is the weak SU(2) gauge coupling, and  $m_{\tilde{W}}$  is a mass of the wino  $\tilde{W}$ . A typical mass scale of the squarks and the sleptons is denoted by  $m_{\tilde{f}}$ . For  $A_\mu$  and  $A_e$ , we just replace  $Y_b V_{ub}^*$  in the expressions for  $A_\tau$  by  $Y_s V_{us}^*$  and  $Y_d V_{ud}^*$ , respectively. The  $RRRR$  contribution is also evaluated as  $A_\tau(\tilde{t}_R) \sim Y_d Y_t^2 Y_\tau V_{tb}^* V_{ud} V_{ts} \mu / (M_C m_{\tilde{f}}^2)$ , where  $\mu$  is the supersymmetric Higgsino mass. The magnitude of  $\mu$  is determined from the radiative electroweak symmetry breaking condition, and satisfies  $|\mu| > |m_{\tilde{W}}|$  in the present scenario. Relative magnitudes between these contributions are evaluated as follows. The magnitude of the  $\tilde{c}_L$  contribution is comparable with that of the  $\tilde{t}_L$  contribution for each generation mode:  $|A_i(\tilde{c}_L)| \sim |A_i(\tilde{t}_L)|$ . Therefore, cancellations between the  $LLLL$  contributions  $P_2 A_i(\tilde{c}_L)$  and  $P_3 A_i(\tilde{t}_L)$  can occur simultaneously for three modes  $p \rightarrow K^+ \bar{\nu}_i$  ( $i = e, \mu$  and  $\tau$ ) by adjusting the relative phase  $\phi_{23}$  between  $P_2$  and  $P_3$  [10]. The magnitudes of the  $LLLL$  contributions satisfy  $|P_2 A_\mu(\tilde{c}_L) + P_3 A_\mu(\tilde{t}_L)| > |P_2 A_\tau(\tilde{c}_L) + P_3 A_\tau(\tilde{t}_L)| > |P_2 A_e(\tilde{c}_L) + P_3 A_e(\tilde{t}_L)|$  independent of  $\phi_{23}$ . On the other hand, the magnitude of  $A_\tau(\tilde{t}_R)$  is larger than those of  $A_i(\tilde{c}_L)$  and  $A_i(\tilde{t}_L)$ , and the phase dependence of  $P_1 A_\tau(\tilde{t}_R)$  is different from those of  $P_2 A_i(\tilde{c}_L)$  and  $P_3 A_i(\tilde{t}_L)$ . Note that  $A_i(\tilde{c}_L)$  and  $A_i(\tilde{t}_L)$  are proportional to  $\sim 1/(\sin \beta \cos \beta) = \tan \beta + 1/\tan \beta$ , while  $A_\tau(\tilde{t}_R)$  is proportional to  $\sim (\tan \beta + 1/\tan \beta)^2$ , where  $\tan \beta$  is the ratio of the vacuum expectation values of the two Higgs bosons. Hence the  $RRRR$  contribution is more enhanced than the  $LLLL$  contributions for large  $\tan \beta$  [14].

## 4 Numerical results

Now we present the results of our numerical calculations. For the CKM matrix we adopt the standard parametrization [20], and we fix the parameters as  $V_{us} = 0.2196$ ,  $V_{cb} = 0.0395$ ,  $|V_{ub}/V_{cb}| = 0.08$  and  $\delta_{13} = 90^\circ$  in the whole analysis, where  $\delta_{13}$  is a complex phase in the CKM matrix. The top quark mass is taken to be 175 GeV [21]. The colored Higgs mass  $M_C$  and the heavy gauge boson mass  $M_V$  are assumed as  $M_C = M_V = 2 \times 10^{16}$  GeV. We require constraint on  $b \rightarrow s\gamma$  branching ratio from CLEO [22] and bounds on SUSY particle masses obtained from direct searches at LEP [23], LEP II [24] and Tevatron [25].

We mainly discuss the main decay mode  $p \rightarrow K^+ \bar{\nu}$  in this paper. We first discuss

the effects of the phases  $\phi_{13}$  and  $\phi_{23}$  parametrizing the matrix  $P$  in Eq. (3). In Fig. 2 we present the dependence of the decay rates  $\Gamma(p \rightarrow K^+\bar{\nu}_i)$  on the phase  $\phi_{23}$ . As an illustration we fix the other phase  $\phi_{13}$  at  $210^\circ$ , and later we consider the whole parameter space of  $\phi_{13}$  and  $\phi_{23}$ . The soft SUSY breaking parameters are also fixed as  $m_0 = 1 \text{ TeV}$ ,  $M_{gX} = 125 \text{ GeV}$  and  $A_X = 0$  here. The sign of the Higgsino mass  $\mu$  is taken to be positive. With these parameters, all the masses of the scalar fermions other than the lighter  $\tilde{t}$  are around  $1 \text{ TeV}$ , and the mass of the lighter  $\tilde{t}$  is about  $400 \text{ GeV}$ . The lighter chargino is wino-like with a mass about  $100 \text{ GeV}$ . This figure shows that there is no region for the total decay rate  $\Gamma(p \rightarrow K^+\bar{\nu})$  to be strongly suppressed, thus the whole region of  $\phi_{23}$  in Fig. 2 is excluded by the Super-Kamiokande limit. The phase dependence of  $\Gamma(p \rightarrow K^+\bar{\nu}_\tau)$  is quite different from those of  $\Gamma(p \rightarrow K^+\bar{\nu}_\mu)$  and  $\Gamma(p \rightarrow K^+\bar{\nu}_e)$ . Though  $\Gamma(p \rightarrow K^+\bar{\nu}_\mu)$  and  $\Gamma(p \rightarrow K^+\bar{\nu}_e)$  are highly suppressed around  $\phi_{23} \sim 160^\circ$ ,  $\Gamma(p \rightarrow K^+\bar{\nu}_\tau)$  is not so in this region. There exists also the region  $\phi_{23} \sim 300^\circ$  where  $\Gamma(p \rightarrow K^+\bar{\nu}_\tau)$  is reduced. In this region, however,  $\Gamma(p \rightarrow K^+\bar{\nu}_\mu)$  and  $\Gamma(p \rightarrow K^+\bar{\nu}_e)$  are not suppressed in turn. Note also that the  $K^+\bar{\nu}_\tau$  mode can give the largest contribution.

This behavior can be understood as follows. For  $\bar{\nu}_\mu$  and  $\bar{\nu}_e$ , the effect of the  $RRRR$  operator is negligible, and the cancellation between the  $LLLL$  contributions directly leads to the suppression of the decay rates. This cancellation indeed occurs around  $\phi_{23} \sim 160^\circ$  for both  $\bar{\nu}_\mu$  and  $\bar{\nu}_e$  simultaneously in Fig. 2. For  $\bar{\nu}_\tau$ , the situation is quite different. The similar cancellation between  $P_2 A_\tau(\tilde{c}_L)$  and  $P_3 A_\tau(\tilde{t}_L)$  takes place around  $\phi_{23} \sim 160^\circ$  for  $\bar{\nu}_\tau$  also. However, the  $RRRR$  operator gives a significant contribution for  $\bar{\nu}_\tau$ . Therefore,  $\Gamma(p \rightarrow K^+\bar{\nu}_\tau)$  is not suppressed by the cancellation between the  $LLLL$  contributions in the presence of the large  $RRRR$  operator effect. Notice that it is possible to reduce  $\Gamma(p \rightarrow K^+\bar{\nu}_\tau)$  by another cancellation between the  $LLLL$  contributions and the  $RRRR$  contribution. This reduction of  $\Gamma(p \rightarrow K^+\bar{\nu}_\tau)$  indeed appears around  $\phi_{23} \sim 300^\circ$  in Fig. 2. The decay rate  $\Gamma(p \rightarrow K^+\bar{\nu}_\mu)$  is rather large in this region. The reason is that  $P_2 A_\tau(\tilde{c}_L)$  and  $P_3 A_\tau(\tilde{t}_L)$  are constructive in this region in order to cooperate with each other to cancel the large  $RRRR$  contribution  $P_1 A_\tau(\tilde{t}_R)$ , hence  $P_2 A_\mu(\tilde{c}_L)$  and  $P_3 A_\mu(\tilde{t}_L)$  are also constructive in this region. Thus we cannot reduce both  $\Gamma(p \rightarrow K^+\bar{\nu}_\tau)$  and  $\Gamma(p \rightarrow K^+\bar{\nu}_\mu)$  simultaneously. Consequently, there is no region for the total decay rate  $\Gamma(p \rightarrow K^+\bar{\nu})$  to be strongly suppressed. In the previous analysis [12] the region  $\phi_{23} \sim 160^\circ$  has been considered to be allowed by the Kamiokande limit  $\tau(p \rightarrow K^+\bar{\nu}) > 1.0 \times 10^{32} \text{ years}$  (90 % C.L.) [6]. However the

inclusion of the Higgsino dressing of the  $RRRR$  operator excludes this region. In Fig. 3 we show a contour plot of the partial lifetime  $\tau(p \rightarrow K^+\bar{\nu})$  in the  $\phi_{13}$ - $\phi_{23}$  plane. It is found that there is no region to make  $\tau(p \rightarrow K^+\bar{\nu})$  longer than  $0.5 \times 10^{32}$  years. This implies that we cannot reduce both  $\Gamma(p \rightarrow K^+\bar{\nu}_\tau)$  and  $\Gamma(p \rightarrow K^+\bar{\nu}_\mu)$  simultaneously, even if we adjust the two phases  $\phi_{13}$  and  $\phi_{23}$  anywhere. Consequently, the whole parameter region in this plane is excluded by the Super-Kamiokande result.

Next we would like to consider the case where we vary the parameters we have fixed so far. The relevant parameters are the colored Higgs mass  $M_C$ , the soft SUSY breaking parameters and  $\tan\beta$ . As for the constants  $\alpha_p$  and  $\beta_p$  in the hadronic matrix elements, we have chosen the smallest value [19]. Hence other choices of these constants lead to enhancement of the proton decay rate which corresponds to severer constraints on this model. The partial lifetime  $\tau(p \rightarrow K^+\bar{\nu})$  is proportional to  $M_C^2$  in a very good approximation, since this mode is dominated by the dimension 5 operators. Using this fact and the calculated value of  $\tau(p \rightarrow K^+\bar{\nu})$  for the fixed  $M_C = 2 \times 10^{16}$  GeV, we can obtain the lower bound on  $M_C$  from the experimental lower limit on  $\tau(p \rightarrow K^+\bar{\nu})$ . In Fig. 4, we present the lower bound on  $M_C$  obtained from the Super-Kamiokande limit as a function of the left-handed scalar up-quark mass  $m_{\tilde{u}_L}$ . Masses of the scalar fermions other than the lighter  $\tilde{t}$  are almost degenerate with  $m_{\tilde{u}_L}$ . The soft breaking parameters  $m_0$ ,  $M_{gX}$  and  $A_X$  and the two phases  $\phi_{13}$  and  $\phi_{23}$  are varied, and  $\tan\beta$  is fixed at 2.5. The solid curve in this figure represents the result with all the  $LLLL$  and  $RRRR$  contributions. It is shown that the lower bound on  $M_C$  decreases like  $\sim 1/m_{\tilde{u}_L}$  as  $m_{\tilde{u}_L}$  increases. This indicates that the  $RRRR$  effect is indeed relevant, since the decay amplitude from the  $RRRR$  operator is roughly proportional to  $\mu/(M_C m_{\tilde{f}}^2) \sim 1/(M_C m_{\tilde{f}})$ , where we use the fact that the magnitude of  $\mu$  is determined from the radiative electroweak symmetry breaking condition and scales like  $\mu \sim m_{\tilde{f}}$ . The dashed curve in Fig. 4 represents the result in the case where we ignore the  $RRRR$  effect. In this case the lower bound on  $M_C$  behaves as  $\sim 1/m_{\tilde{u}_L}^2$ , since the  $LLLL$  contribution is proportional to  $m_{\tilde{W}}/(M_C m_{\tilde{f}}^2)$ . It is found from the solid curve in Fig. 4 that the colored Higgs mass  $M_C$  must be larger than  $6.5 \times 10^{16}$  GeV for  $\tan\beta = 2.5$  when the typical sfermion mass is less than 1 TeV. On the other hand, it has been pointed out that there exists an upper bound on  $M_C$  given by  $M_C \leq 2.5 \times 10^{16}$  GeV (90 % C.L.) if we require the gauge coupling unification in the minimal contents of GUT superfields [12]. This upper bound is smaller than the lower bound derived from our proton decay analysis. Therefore it turns out that



the minimal SU(5) SUGRA GUT model with the sfermion masses less than 1 TeV is excluded for  $\tan \beta = 2.5$ . Note that the inclusion of the  $RRRR$  effect is essential here. If we ignored the  $RRRR$  effect, we could find allowed region around  $1.2 \times 10^{16} \text{ GeV} \lesssim M_C \lesssim 2.5 \times 10^{16} \text{ GeV}$ . We can also see from Fig. 4 that the typical sfermion mass  $m_{\tilde{f}}$  must be larger than about 2.5 TeV when  $M_C$  is less than  $2.5 \times 10^{16} \text{ GeV}$  in the  $\tan \beta = 2.5$  case. The  $RRRR$  effect plays an essential role again, since the lower bound on  $m_{\tilde{f}}$  would be 700 GeV if the  $RRRR$  effect were ignored. We also find that the Kamiokande limit on the neutron partial lifetime  $\tau(n \rightarrow K^0 \bar{\nu}) > 0.86 \times 10^{32}$  years (90 % C.L.) [6] already gives a comparable bound with that derived here from the Super-Kamiokande limit on  $\tau(p \rightarrow K^+ \bar{\nu})$ , as shown by the dash-dotted curve in Fig. 4. If the Super-Kamiokande updates the neutron limit from the Kamiokande, for example, by factor 5, then the lower bound on  $M_C$  will become  $\sqrt{5}$  times larger than that derived from the Kamiokande limit.

Let us discuss the  $\tan \beta$  dependence. Fig. 5 shows the lower bound on the colored Higgs mass  $M_C$  obtained from the Super-Kamiokande limit as a function of  $\tan \beta$ . Here we vary  $m_0$ ,  $M_{gX}$  and  $A_X$  as in Fig. 4. The phases  $\phi_{13}$  and  $\phi_{23}$  are fixed as  $\phi_{13} = 210^\circ$  and  $\phi_{23} = 150^\circ$ . The result does not change much even if we take other values of  $\phi_{13}$  and  $\phi_{23}$ . The region below the solid curve is excluded if  $m_{\tilde{u}_L}$  is less than 1 TeV. The lower bound reduces to the dashed curve if we allow  $m_{\tilde{u}_L}$  up to 3 TeV. It is shown that the lower bound on  $M_C$  behaves as  $\sim \tan^2 \beta$  in a large  $\tan \beta$  region, as expected from the fact that the amplitude of  $p \rightarrow K^+ \bar{\nu}_\tau$  from the  $RRRR$  operator is roughly proportional to  $\sim \tan^2 \beta / M_C$ . On the other hand the  $LLLL$  contribution is proportional to  $\sim \tan \beta / M_C$ , as shown by the dotted curve in Fig. 5. Thus the  $RRRR$  operator is dominant for large  $\tan \beta$  [14]. Note that the lower bound on  $M_C$  has the minimum at  $\tan \beta \approx 2.5$ . Thus we can conclude that for other value of  $\tan \beta$  the constraints on  $M_C$  and  $m_{\tilde{f}}$  become severer than those shown in Fig. 4.

Finally, we comment on the other decay modes. For  $p \rightarrow \pi^+ \bar{\nu}$ , we obtain a similar result with that for the  $p \rightarrow K^+ \bar{\nu}$  mode: the third-generation mode  $p \rightarrow \pi^+ \bar{\nu}_\tau$  is dominated by the  $RRRR$  effect, while the  $RRRR$  effect is negligible for the first and the second generation modes. Let us define  $r_i = \Gamma(p \rightarrow \pi^+ \bar{\nu}_i) / \Gamma(p \rightarrow K^+ \bar{\nu}_i)$ , for  $i = e, \mu$  and  $\tau$ . We see that  $r_\mu > 1$  is realized in a part of the  $\phi_{13}$ - $\phi_{23}$  parameter region where  $p \rightarrow K^+ \bar{\nu}_\mu$  mode is suppressed due to the cancellation between the  $LLLL$  contributions. This result is consistent with that given in the previous analysis [10]. As for the  $\bar{\nu}_\tau$  mode,  $r_\tau > 1$  is also possible in a different region where  $\Gamma(p \rightarrow K^+ \bar{\nu}_\tau)$  is

reduced. Consequently the ratio  $r = \{\sum_i \Gamma(p \rightarrow \pi^+ \bar{\nu}_i)\} / \{\sum_i \Gamma(p \rightarrow K^+ \bar{\nu}_i)\}$  is smaller than 1 in the whole region of the  $\phi_{13}$ - $\phi_{23}$  space. Moreover it has been reported that the lattice calculation of the hadronic matrix elements [26] gives a smaller value of the ratio  $\langle \pi | \mathcal{O}_{\mathcal{B}} | p \rangle / \langle K | \mathcal{O}_{\mathcal{B}} | p \rangle$  than the chiral Lagrangian estimation, where  $\mathcal{O}_{\mathcal{B}}$  denotes the baryon number violating operators. Hence it follows that the ratio  $r$  is expected to be smaller when we use the lattice result for the hadronic matrix element. For the charged lepton mode  $p \rightarrow M \ell^+$  ( $M = K^0, \pi^0, \eta$  and  $\ell = e, \mu$ ), effect of the  $RRRR$  operator is quite small, since we cannot have the tau lepton in the final state.

## 5 Conclusions

We have reanalyzed the proton decay including the  $RRRR$  dimension 5 operator in the minimal SU(5) SUGRA GUT model. We have shown that the Higgsino dressing diagram of the  $RRRR$  operator gives a dominant contribution for  $p \rightarrow K^+ \bar{\nu}_\tau$ , and the decay rate of this mode can be comparable with that of  $p \rightarrow K^+ \bar{\nu}_\mu$ . We have found that we cannot reduce both the decay rate of  $p \rightarrow K^+ \bar{\nu}_\tau$  and that of  $p \rightarrow K^+ \bar{\nu}_\mu$  simultaneously by adjusting the relative phases  $\phi_{13}$  and  $\phi_{23}$  between the Yukawa couplings at the colored Higgs interactions. We have obtained the bounds on the colored Higgs mass  $M_C$  and the typical sfermion mass  $m_{\tilde{f}}$  from the new limit on  $\tau(p \rightarrow K^+ \bar{\nu})$  given by the Super-Kamiokande. The colored Higgs mass  $M_C$  must be larger than  $6.5 \times 10^{16}$  GeV when  $m_{\tilde{f}}$  is less than 1 TeV. The typical sfermion mass  $m_{\tilde{f}}$  must be larger than 2.5 TeV when  $M_C$  is less than  $2.5 \times 10^{16}$  GeV.

## Acknowledgements

We would like to thank J. Hisano for a useful discussion, and Y. Okada for a careful reading of the manuscript. The work of T.G. was supported in part by the Soryushi Shogakukai. The work of T.N. was supported in part by the Grant-in-Aid for Scientific Research from the Ministry of Education, Science and Culture, Japan.

## References

- [1] P. Langacker and M.-X. Luo, Phys. Rev. **D44** (1991) 817; U. Amaldi, W. de Boer and H. Fürstenau, Phys. Lett. **B260** (1991) 447; W. J. Marciano, Ann. Rev. Nucl. Part. **41** (1991) 469.
- [2] E. Witten, Nucl. Phys. **B188** (1981) 513; S. Dimopoulos, S. Raby and F. Wilczek, Phys. Rev. **D24** (1981) 1681; S. Dimopoulos and H. Georgi, Nucl. Phys. **B193** (1981) 150; N. Sakai, Z. Phys. **C11** (1981) 153.
- [3] S. Dimopoulos, S. Raby and F. Wilczek, Phys. Lett. **112B** (1982) 133.
- [4] J. Ellis, D.V. Nanopoulos and S. Rudaz, Nucl. Phys. **B202** (1982) 43.
- [5] For reviews on the minimal SU(5) SUGRA GUT model, see for instance, H.P. Nilles, Phys. Rep. **110** (1984) 1; P. Nath, R. Arnowitt and A.H. Chamseddine, Applied  $N = 1$  Supergravity (World Scientific, Singapore, 1984).
- [6] Kamiokande Collaboration, K.S. Hirata *et al.*, Phys. Lett. **B220** (1989) 308.
- [7] IMB Collaboration, R. Becker-Szendy *et al.*, Proceedings of 23rd International Cosmic Ray Conference, Calgary 1993 **Vol.4** 589.
- [8] M. Takita (Super-Kamiokande Collaboration), Talk presented in 29th International Conference on High Energy Physics, Vancouver, July 1998.
- [9] N. Sakai and T. Yanagida, Nucl. Phys. **B197** (1982) 533; S. Weinberg, Phys. Rev. **D26** (1982) 287.
- [10] P. Nath, A.H. Chamseddine and R. Arnowitt, Phys. Rev. **D32** (1985) 2348.
- [11] M. Matsumoto, J. Arafune, H. Tanaka and K. Shiraishi, Phys. Rev. **D46** (1992) 3966; J. Hisano, H. Murayama and T. Yanagida, Nucl. Phys. **B402** (1993) 46.
- [12] J. Hisano, T. Moroi, K. Tobe and T. Yanagida, Mod. Phys. Lett. **A10** (1995) 2267.
- [13] T. Goto, T. Nihei and J. Arafune, Phys. Rev. **D52** (1995) 505.
- [14] V. Lucas and S. Raby, Phys. Rev. **D55** (1997) 6986.
- [15] J. Ellis, M.K. Gaillard and D.V. Nanopoulos, Phys. Lett. **88B** (1979) 320.

- [16] A. Bouquet, J. Kaplan, and C.A. Savoy, Phys. Lett. **148B** (1984) 69; Nucl. Phys. **B262** (1985) 299.
- [17] K. Inoue, A. Kakuto, H. Komatsu and S. Takeshita, Prog. Theor. Phys. **68** (1982) 927; *ibid.* **71** (1984) 413; L. Ibáñez and G.G. Ross, Phys. Lett. **110B** (1982) 215; L. Alvarez-Gaumé, J. Polchinski and M.B. Wise, Nucl. Phys. **B221** (1983) 495; J. Ellis, J.S. Hagelin, D.V. Nanopoulos and K. Tamvakis, Phys. Lett. **125B** (1983) 275.
- [18] M. Claudson, M.B. Wise and L.J. Hall, Nucl. Phys. **B195** (1982) 297; S. Chadha and M. Daniel, Nucl. Phys. **B229** (1983) 105.
- [19] S.J. Brodsky, J. Ellis, J.S. Hagelin and C.T. Sachrajda, Nucl. Phys. **B238** (1984) 561; M.B. Gavela, S.F. King, C.T. Sachrajda, G. Martinelli, M.L. Paciello and B. Taglienti, Nucl. Phys. **B312** (1989) 269.
- [20] Particle Data Group, C. Caso *et al.*, Euro. Phys. Journ. **C3** (1998) 1.
- [21] CDF Collaboration, F. Abe *et al.*, Phys. Rev. **D50** (1994) 2966; Phys. Rev. Lett. **74** (1995) 2626; D0 Collaboration, S. Abachi *et al.*, Phys. Rev. Lett. **74** (1995) 2632.
- [22] CLEO Collaboration, M.S. Alam, *et al.*, Phys. Rev. Lett. **74** (1995) 618.
- [23] L3 Collaboration, M. Acciarri *et al.*, Phys. Lett. **B350** (1995) 109.
- [24] D. Treille, Talk presented in 29th International Conference on High Energy Physics, Vancouver, July 1998.
- [25] CDF Collaboration, F. Abe *et al.*, Phys. Rev. Lett. **75** (1995) 613; *ibid.* **69** (1992) 3439; D0 Collaboration, S. Abachi *et al.*, Phys. Rev. Lett. **75** (1995) 618.
- [26] N. Tsutsui (JLQCD Collaboration), Talk presented in Lattice 98, Boulder, July 1998.

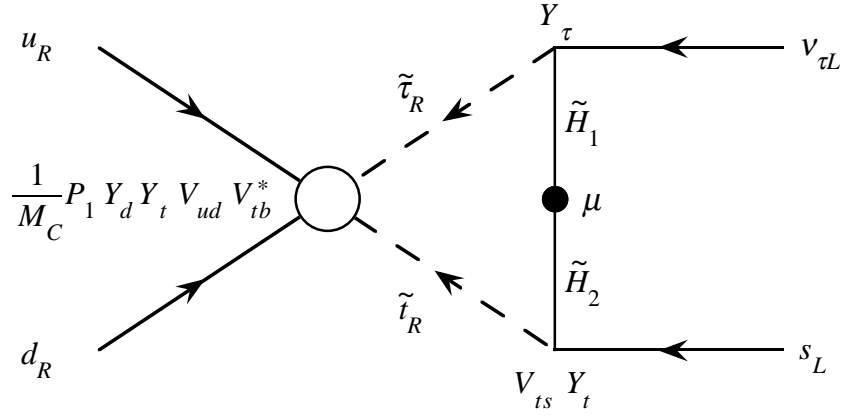


Figure 1: Higgsino dressing diagram which gives a dominant contribution to the  $p \rightarrow K^+ \bar{\nu}_\tau$  mode. The circle represents the  $RRRR$  dimension 5 operator. We also have a similar diagram for  $(u_R s_R)(d_L \nu_{\tau L})$ .

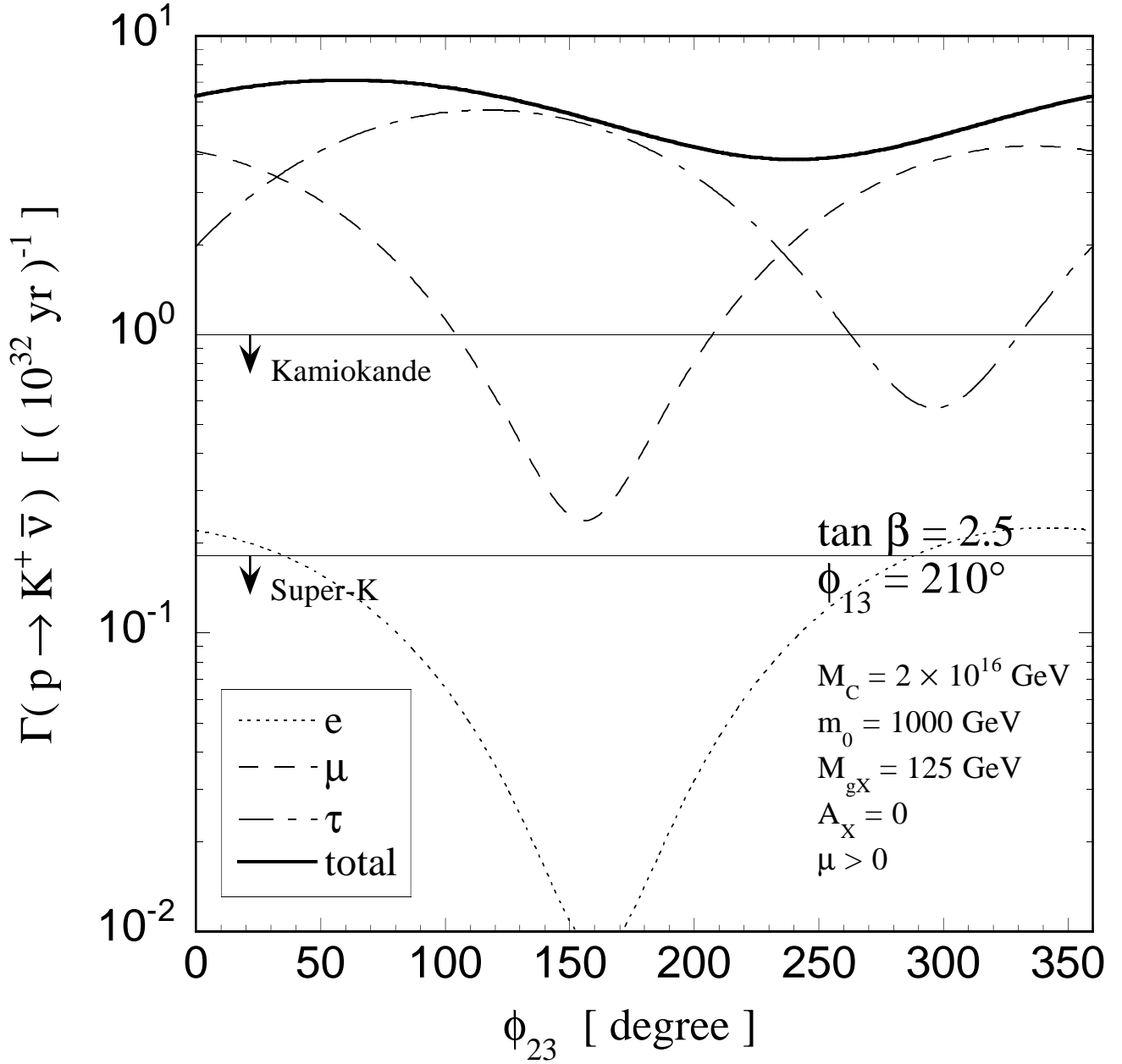


Figure 2: Decay rates  $\Gamma(p \rightarrow K^+ \bar{\nu}_i)$  ( $i = e, \mu$  and  $\tau$ ) as functions of the phase  $\phi_{23}$  for  $\tan \beta = 2.5$ . The other phase  $\phi_{13}$  is fixed at  $210^\circ$ . The CKM phase is taken as  $\delta_{13} = 90^\circ$ . We fix the soft SUSY breaking parameters as  $m_0 = 1 \text{ TeV}$ ,  $M_{gX} = 125 \text{ GeV}$  and  $A_X = 0$ . The sign of the supersymmetric Higgsino mass  $\mu$  is taken to be positive. The colored Higgs mass  $M_C$  and the heavy gauge boson mass  $M_V$  are assumed as  $M_C = M_V = 2 \times 10^{16} \text{ GeV}$ . The horizontal lower line corresponds to the Super-Kamiokande limit  $\tau(p \rightarrow K^+ \bar{\nu}) > 5.5 \times 10^{32} \text{ years}$ , and the horizontal upper line corresponds to the Kamiokande limit  $\tau(p \rightarrow K^+ \bar{\nu}) > 1.0 \times 10^{32} \text{ years}$ .

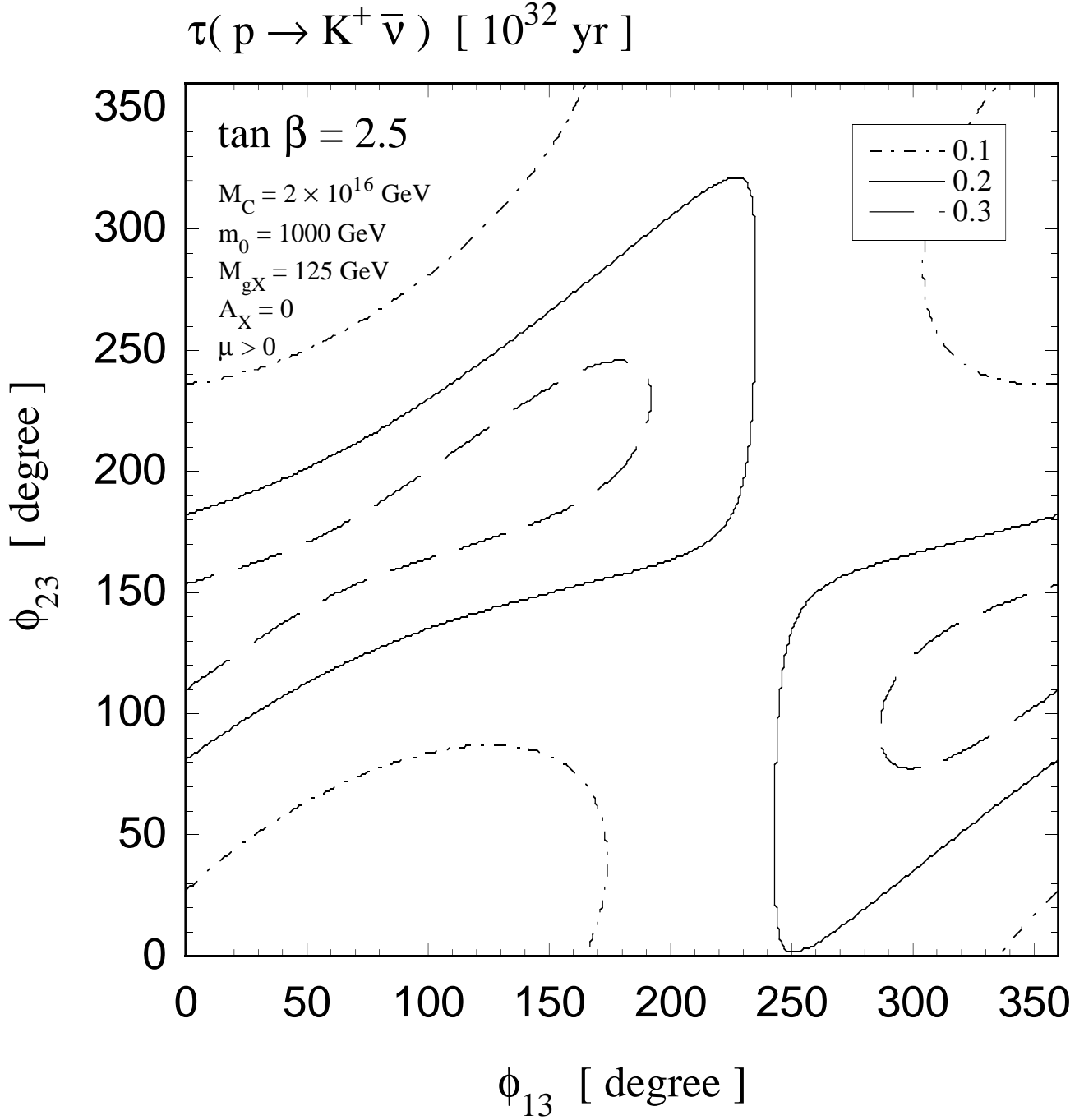


Figure 3: Contour plot for the partial lifetime  $\tau(p \rightarrow K^+ \bar{\nu})$  in the  $\phi_{13}$ - $\phi_{23}$  plane. The contributions of three modes  $K^+ \bar{\nu}_e$ ,  $K^+ \bar{\nu}_\mu$  and  $K^+ \bar{\nu}_\tau$  are included. We use the same parameters as that in Fig. 2. The maximum value of the contour is less than  $0.5 \times 10^{32}$  years.

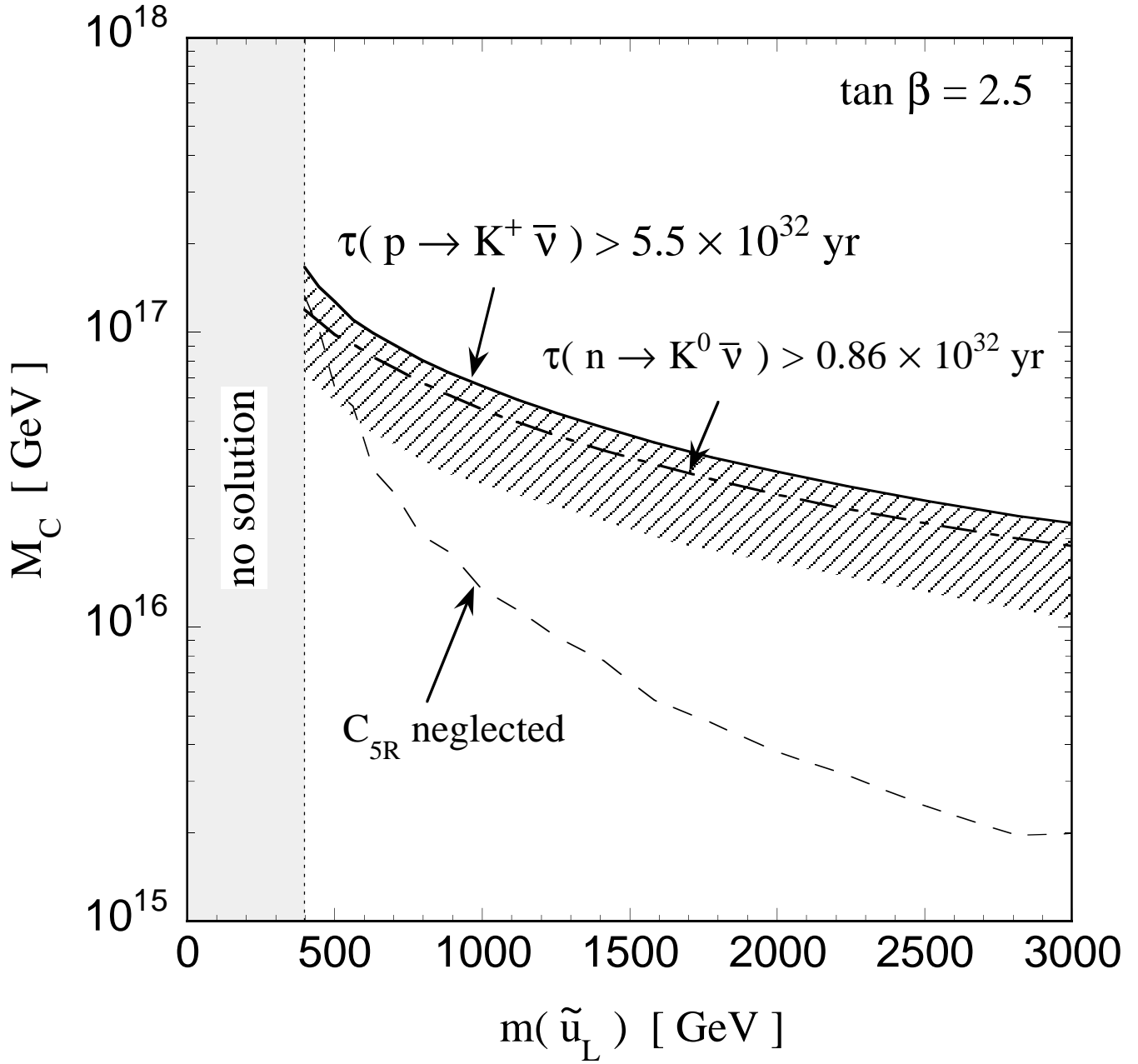


Figure 4: Lower bound on the colored Higgs mass  $M_C$  as a function of the left-handed scalar up-quark mass  $m_{\tilde{u}_L}$ . The soft breaking parameters  $m_0$ ,  $M_{gX}$  and  $A_X$  and the two phases  $\phi_{13}$  and  $\phi_{23}$  are varied, and  $\tan \beta$  is fixed at 2.5. The solid curve represents the bound derived from the Super-Kamiokande limit  $\tau(p \rightarrow K^+ \bar{\nu}) > 5.5 \times 10^{32}$  years, and the dashed curve represents the corresponding result without the  $RRRR$  effect. Left-hand side of the vertical dotted line is excluded by other experimental constraints. The dash-dotted curve represents the bound derived from the Kamiokande limit on the neutron partial lifetime  $\tau(n \rightarrow K^0 \bar{\nu}) > 0.86 \times 10^{32}$  years.



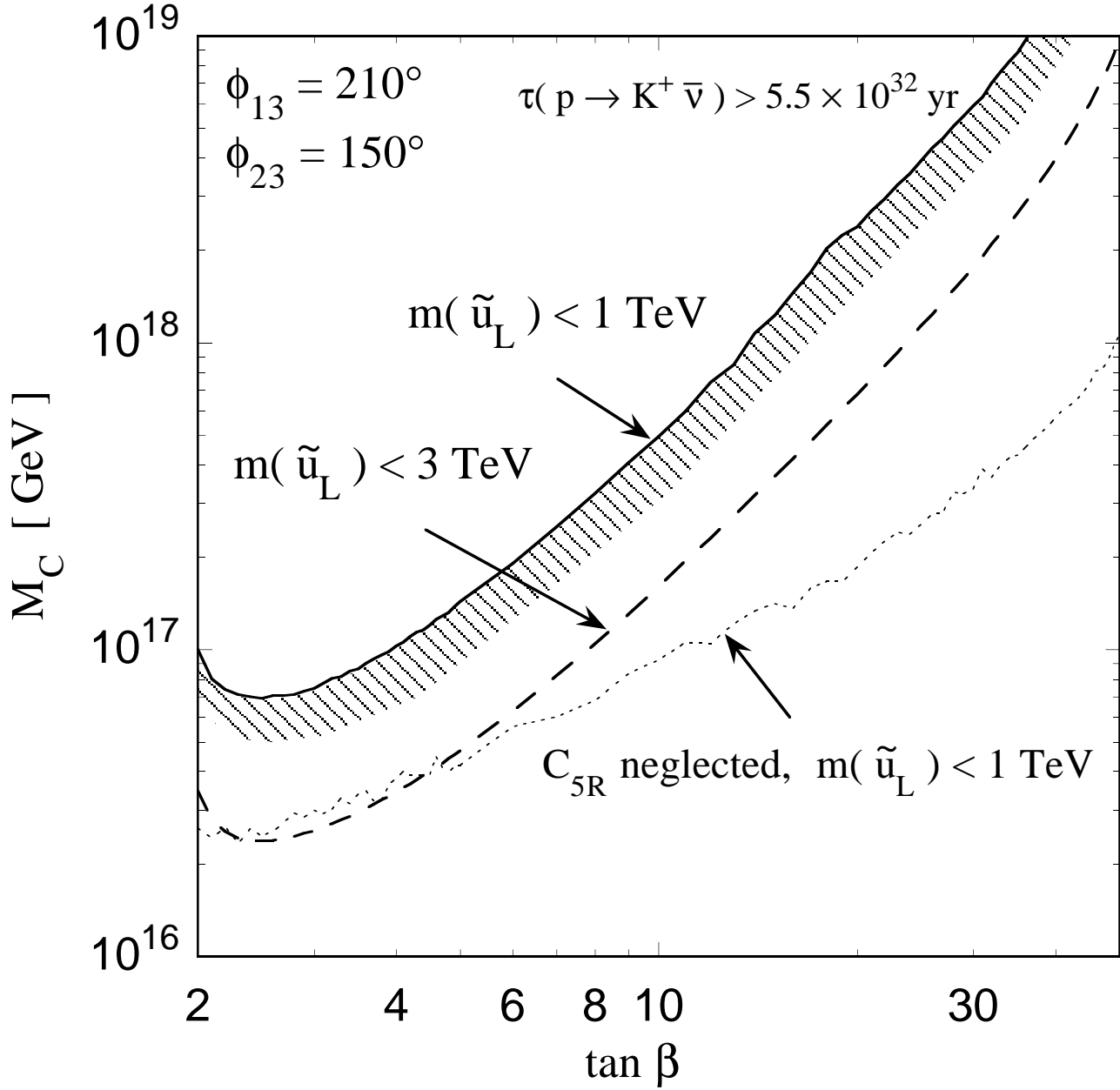


Figure 5: The lower bound on the colored Higgs mass  $M_C$  obtained from the Super-Kamiokande limit as a function of  $\tan \beta$ . The phase matrix  $P$  is fixed by  $\phi_{13} = 210^\circ$  and  $\phi_{23} = 150^\circ$ . The region below the solid curve is excluded if the left-handed scalar up-quark mass  $m_{\tilde{u}_L}$  is less than 1 TeV. The lower bound reduces to the dashed curve if we allow  $m_{\tilde{u}_L}$  up to 3 TeV. The result in the case where we ignore the  $RRRR$  effect is shown by the dotted curve for  $m_{\tilde{u}_L} < 1 \text{ TeV}$ .