

Free energy of bubbles in the quark-hadron phase transition

Gregers Neergaard and Jes Madsen

Institute of Physics and Astronomy, University of Aarhus, DK-8000 Århus C, Denmark

(June 30, 2024)

Abstract

We recalculate the free energy of droplets of quark-gluon plasma in a bulk hadronic medium, and of hadronic bubbles in a bulk quark-gluon plasma, under conditions resembling the cosmological quark-hadron transition. The results are derived using MIT bag boundary conditions, numerically summing over quark and gluon energy levels, as well as in terms of surface tension plus curvature expansions of the density of state. Contrary to earlier investigations, we do not find a significant instability of the plasma against nucleation of hadron gas bubbles above the critical temperature. Finite size corrections to the free energy of a hadron bubble do not relate in a simple manner to the corrections for a plasma droplet.

12.38.Mh, 12.39.Ba, 98.80.Cq

arXiv:hep-ph/9807272v1 7 Jul 1998

I. INTRODUCTION

The quark-hadron phase transition is of significant interest in connection with ultrarelativistic heavy ion collision experiments, the interior of neutron stars, and the evolution of the early Universe. A calculation from first principles using QCD is at present impossible, but lattice-QCD studies have shed some light on the transition, for instance demonstrating, that the transition is apparently first order for zero chemical potential.

Awaiting more definite answers to come from such investigations, numerous studies have been performed using phenomenological models, in order to gain insight into the physics of the transition. Many such studies have used the MIT bag model, which in a relatively simple manner incorporates confinement in terms of a set of boundary conditions for quarks and gluons.

A very interesting result of a detailed study within the MIT bag model was presented by Mardor and Svetitsky [1], who considered the zero chemical potential case of relevance for the cosmological quark-hadron transition. For a droplet of quark-gluon plasma within a bulk medium of pions, a direct numerical calculation of the partition sum using quark and gluon energy levels led to a behavior of free energy as a function of radius, $F(R)$, as expected for a first order transition, namely a minimum of F for $R = 0$ when T is below the transition temperature, and an energy barrier for R of order a few fm separating a local minimum at $R = 0$ from the true minimum (diverging negative energy) for $R \rightarrow \infty$.

To treat the “inverse” problem of a vacuum (hadron) bubble within a bulk phase of quark-gluon plasma, the authors employed a phase shift formula to calculate the changes in quark and gluon density of states stemming from the presence of the hadron bubble; again calculating the contribution to the free energy by a direct numerical integration. In this case, a peculiar feature was observed, namely that $F(R)$ had a negative minimum for radii of 1–2 fm, even for $T > T_0$, apparently indicating an instability of the quark-gluon plasma above T_0 , since there was no energy barrier to prevent formation of hadron bubbles.

An interpretation of the result was put forward in terms of an expansion of the free energy in terms of volume, surface, and curvature contributions,

$$F(R) = \Delta P \frac{4}{3} \pi R^3 + \sigma 4 \pi R^2 + \alpha 8 \pi R + \dots \quad (1)$$

Here R is the radius of the droplet/bubble, ΔP is the pressure difference between quark and hadron phases (with $\Delta P = 0$ defining the transition temperature, T_0), σ is the surface tension, and α the curvature coefficient, where volume, surface and curvature terms can be calculated from the smoothed quark and gluon densities of state within the MIT bag model (see below). The results of Ref. [1] were apparently well reproduced under the assumption that a vacuum bubble behaves like a plasma droplet turned inside out, so that the radius changes sign. This leaves the area term unchanged, but volume and curvature terms changes sign. Or, if R is defined to be positive in the expression above, then σ is unchanged, but pressure difference as well as curvature coefficient changes sign when going from the case of a plasma droplet to that of a vacuum bubble. The fact that the curvature contributions from massless quarks and gluons are very large compared to the surface contributions coming only from the massive s-quarks, could explain that an energy barrier for the plasma droplet could turn into an energy minimum in the reverse case of a hadron bubble.

The authors of Ref. [1] were careful to point out a number of reasons to be cautious about the result. First of all that the MIT bag model is clearly just a phenomenological model, and also that the radii of relevance for the interesting bubbles/droplets were perhaps too small to justify the ideal gas approximations. But if the result was of a physical nature, it did have important implications for the understanding of the quark-hadron transition [1–3]. And the procedure of $R \rightarrow -R$ gave a simple recipe for treating other situations, such as quark-hadron mixed phases in neutron stars. Some consequences, however, were rather strange. For instance, it apparently pays energetically to fill a strangelet with vacuum bubbles, so that it looks more like a Swiss cheese than like a uniform mixture of quarks [4].

We decided to redo the calculations of Ref. [1] to better understand the peculiarities discussed above. The general framework and basic equations are described below in Section II, closely following the discussion in [1]. In Section III we show our numerical results for a plasma droplet, which largely reproduce the results of [1]. For the vacuum bubble, however, our numerical results differ from those of Mardor and Svetitsky, especially in suppressing the instability of the quark-gluon plasma above T_0 . We demonstrate this in Section IV, where we also show that our numerical results can be derived analytically for small radii, improving our confidence in the numerical calculation. We interpret the numerical results in the framework of the volume plus surface plus curvature expansion of the free energy, arguing that it is not appropriate just to let $R \rightarrow -R$. We also show that the interesting behavior with a minimum in free energy at small R found in [1] occurs in a regime where the expansion is unphysical, having negative density of states. Section V contains our conclusions.

II. THEORETICAL FRAMEWORK

In this section, we give the basic equations needed for an analysis of the quark-hadron phase transition within the MIT bag model. Our description is analogous to Ref. [1]. We only consider the case of zero chemical potential. The quark-gluon plasma is taken to consist of three quark flavors (u,d and s), the corresponding antiquarks, and eight non-interacting gluons. The pion phase is considered a mixture of the 3 pions π^0, π^\pm . We have taken $m_u = m_d = 0$, $m_s = 150$ MeV and $m_\pi = 138$ MeV.

A. The MIT bag model

The MIT bag model [5,6] is defined by the Lagrangian

$$L = \int_{\Omega} d^3x (\mathcal{L}_{QCD} - B). \quad (2)$$

\mathcal{L}_{QCD} is the usual QCD Lagrangian density, and $L = 0$ outside the bag. Ω is the bag-volume. $B > 0$ is a phenomenological parameter, the bag constant, which models the difference in energy density between the perturbative vacuum inside the bag and the non-perturbative QCD vacuum outside the bag. Requiring the action $W = \int_{t_1}^{t_2} dt L$ to be stationary with respect to variations of the fields yield the equations of motion.

At the surface of the bag, the fields are taken to satisfy boundary conditions which correspond to the fields being confined inside the bag-volume. We neglect gluon-exchange interactions.

The equations of motion for the fields becomes the Dirac equation for the quark fields, and the source-free Maxwell equations for the gluon fields. The complete set of equations governing the behavior of the fields, including the boundary conditions, is

$$(i\gamma^\mu \partial_\mu - m)\Psi(x) = 0, \quad \vec{x} \in \Omega \quad (3)$$

$$\partial_\mu F^{\mu\nu}(x) = 0, \quad \vec{x} \in \Omega \quad (4)$$

$$in_\mu \gamma^\mu \Psi(x) = \Psi(x), \quad \vec{x} \in \partial\Omega \quad (5)$$

$$n_\mu F^{\mu\nu}(x) = 0, \quad \vec{x} \in \partial\Omega \quad (6)$$

in the following notation: $x = (x^0, \vec{x})$ is a space-time four-vector, $\partial\Omega$ is the surface of the bag-volume Ω , for $\vec{x} \in \partial\Omega$ we define $n^\mu(x) = (0, -\vec{x}/|\vec{x}|)$ as an inward-directed unit-normal three-vector to the surface of the bag, $\Psi(x)$ is the quark-spinor (there will be one for each quarkflavor (u,d,s,...) and one for each of the three color states of a quark) and $F^{\mu\nu}(x) = \partial^\mu A^\nu(x) - \partial^\nu A^\mu(x)$ is the (non-interacting) gluon field (there are eight copies of this field).

We can immediately write down the expression for the gluon field, since this is just the solution to the source-free Maxwell equations. Expressing the gluon field in terms of color-electric and color-magnetic fields, writing $A^\mu(x) = (V(x), \vec{A}(x))$, $\nabla \times \vec{A} = \vec{B}(x)$ and $-\nabla V(x) - \frac{\partial \vec{A}(x)}{\partial x^0} = \vec{E}(x)$, there are two sets of solutions to (4), labeled TM and TE (the $l = 0$ fields are absent since for $l = 0$, the only solution to the source-free Maxwell equations is $\vec{B}_{00} = \vec{E}_{00} = 0$ [7]):

$$\left\{ \vec{B}_{lm}^{TM} e^{-x^\mu k_\mu}, \vec{E}_{lm}^{TM} e^{-x^\mu k_\mu} \right\}_{m=-l, -l+1, \dots, l}^{l=1, 2, \dots} \quad (7)$$

$$\left\{ \vec{B}_{lm}^{TE} e^{-x^\mu k_\mu}, \vec{E}_{lm}^{TE} e^{-x^\mu k_\mu} \right\}_{m=-l, -l+1, \dots, l}^{l=1, 2, \dots} \quad (8)$$

where

$$\vec{B}_{lm}^{TM} = -i f_l(kr) \vec{x} \times (\nabla Y_{lm}(\theta, \phi)) \quad (9)$$

$$= -i \nabla \times (\vec{x} f_l(kr) Y_{lm}(\theta, \phi)), \quad (10)$$

$$\vec{E}_{lm}^{TM} = \frac{i}{k} \nabla \times \vec{B}_{lm}^{TM}(x) \quad (11)$$

$$= \frac{1}{k} \nabla \times \nabla \times (\vec{x} f_l(kr) Y_{lm}(\theta, \phi)), \quad (12)$$

$$\vec{E}_{lm}^{TE} = -i f_l(kr) \vec{x} \times (\nabla Y_{lm}(\theta, \phi)) \quad (13)$$

$$= -i \nabla \times (\vec{x} f_l(kr) Y_{lm}(\theta, \phi)), \quad (14)$$

$$\vec{B}_{lm}^{TE} = -\frac{i}{k} \nabla \times \vec{E}_{lm}^{TE}(x) \quad (15)$$

$$= -\frac{1}{k} \nabla \times \nabla \times (\vec{x} f_l(kr) Y_{lm}(\theta, \phi)), \quad (16)$$

$Y_{lm}(\theta, \phi)$ are the usual spherical harmonics, $f_l(z) = a j_l(z) + b n_l(z)$, the spherical Bessel-functions $j_l(z)$ and $n_l(z)$ being the two linearly independent solutions of the equation

$$z^2 g''(z) + 2z g'(z) + (z^2 - l(l+1))g(z) = 0,$$

$r = |\vec{x}|$, and $k^\mu = (|\vec{k}|, \vec{k})$. The constants a and b appearing in the function f_l , and the possible values of k , must be fixed from the boundary conditions (6). Expressed in terms in the fields \vec{E} and \vec{B} , these boundary conditions read:

$$\vec{x} \cdot \vec{E} = \vec{x} \times \vec{B} = 0, \quad \vec{x} \in \partial\Omega. \quad (17)$$

B. Thermodynamical relations

For a system of non-interacting fermions (upper sign) or bosons (lower sign) we can calculate the free energy for each particle degree of freedom as

$$F(T, V) = \mp T \sum_{i=1}^{\infty} \ln(1 \pm e^{-E_i(V)/T}) \quad (18)$$

where $E_i(V) = \sqrt{m^2 + k_i^2(V)}$. In the continuum case we have

$$F(T, V) = \mp T \int d^3k \tilde{\rho}(\vec{k}, V) \ln(1 \pm e^{-\sqrt{m^2 + k^2}/T}), \quad (19)$$

$\tilde{\rho}(\vec{k}, V)$ being the density of states, defined such that $\tilde{\rho}(\vec{k}, V) d^3k$ is the number of states in the volume V with momentum in d^3k around \vec{k} . The importance of the free energy stems from the fact that the configuration realized in nature is characterized by a minimum in this free energy.

C. The asymptotic expansion of the density of states

From now on, we shall consider only systems with spherical symmetry, so we define the spherically symmetric density of states $\rho(k, V) \equiv 4\pi k^2 \tilde{\rho}(\vec{k}, V)$. Consider a spherical volume $V = \frac{4\pi}{3} R^3$ of quarks and gluons, described by the bag model. The asymptotic expansion of the density of states for this system, as a sum of volume, area, and curvature contributions, valid for sufficiently large volumes, is

$$\rho_i(k, V) = \frac{V k^2}{2\pi^2} + f_{A,i}(k/m) k 4\pi R^2 + f_{C,i}(k/m) 8\pi R, \quad i = q, g \quad (20)$$

where

$$f_{A,q}(k/m) = -\frac{1}{8\pi}(1 - \frac{2}{\pi} \arctan(k/m)) \quad (21)$$

$$f_{C,q}(k/m) = \frac{1}{12\pi^2}(1 - \frac{3k}{2m}(\frac{\pi}{2} - \arctan(k/m))) \quad (22)$$

$$f_{A,g} = 0 \quad (23)$$

$$f_{C,g}(k/m) = -\frac{1}{6\pi^2}. \quad (24)$$

Here, A stands for area, C for curvature, and indices q and g denote quarks and gluons. Note that $\lim_{m \rightarrow 0} f_{C,q}(k/m) = -\frac{1}{24\pi^2}$, and that $\lim_{m \rightarrow 0} f_{A,q}(k/m) = 0$.

The asymptotic expansion formalism of the density of states is due to Balian and Bloch [8], and the above expressions for the area- and curvature-terms have appeared in the literature. The area term for quarks is given (though not derived) in [9]. The curvature term for massless quarks seems to appear explicitly for the first time in [10], whereas the full expression (22) for massive quarks is introduced in [11]. The gluon expressions, valid for non-interacting gluons, is calculated in [12].

D. Free energy of a plasma droplet using the asymptotic expansion of the density of states

Using the asymptotic expansion of the density of states, we can calculate the free energy per degree of freedom of quarks and gluons in a spherical volume V ,

$$F_i(T, V) = \mp T \int_0^\infty dk \rho_i(k, V) \ln(1 \pm e^{-\sqrt{m^2+k^2}/T}), \quad i = q, g \quad (25)$$

where again the upper sign applies to the quarks, and the lower sign to the gluons.

Beside the contributions to the free energy from quarks and gluons, there are also contributions from the bag itself and from the surrounding pions. The bag contribution to the free energy is simply

$$F_{\text{bag}}(V) = BV. \quad (26)$$

As for the pions, we consider only their volume contribution. This can be calculated using (25) with the lower sign, and putting $\rho_\pi(k, V) = \frac{V k^2}{2\pi^2}$ and $m = m_\pi$. So the pion contribution to the free energy of this system is (with the free energy of an infinite pion gas volume normalized to 0)

$$F_\pi(T, V) = -\frac{TV}{2\pi^2} \int_0^\infty dk k^2 \ln(1 - e^{-\sqrt{m_\pi^2+k^2}/T}) \quad (27)$$

for each pion degree of freedom.

The total free energy is then

$$F(T, V) = \sum_{i=q,g,\pi,\text{bag}} g_i F_i(T, V) \quad (28)$$

with an extra degeneracy factor g_i inserted. In this description we have for each quark flavor, $g_q = 2 \cdot 2 \cdot 3 = 12$, for the gluons, $g_g = 2 \cdot 8 = 16$, and $g_\pi = 3$. Of course, $g_{\text{bag}} = 1$.

E. Free energy of a pion bubble from the scattering phase shifts

Following Mardor and Svetitsky [1] we show in this subsection how to calculate the free energy of an extended plasma of quarks and gluons with a “hole” or pion bubble in it, assuming MIT bag model boundary conditions on the outer surface of the hole.

Knowing the boundary conditions, we can calculate the scattering phaseshifts $\delta_i(k)$ for each angular momentum component of the field in question. (The phase shifts are defined such that the radial part of the fields in the presence of the bubble is $\propto \frac{1}{kr} \sin(kr - \kappa\pi/2 + \delta_i(k))$, where κ labels the angular momentum: $\kappa = \pm(j + 1/2)$ for quarks and $\kappa = l$ for gluons). The change in the density of states of the field due to the (surface of the) hole is [1]

$$\Delta\rho_i(k) = \frac{1}{\pi} \frac{d\delta_i(k)}{dk}. \quad (29)$$

The free energy of the field relative to the situation where there is no hole in it, is

$$F_{S,i}(T, V) = \mp g_i \frac{T}{\pi} \int_0^\infty dk \frac{d\delta_i(k)}{dk} \ln(1 \pm e^{-E(k)/T}) \quad (30)$$

relating the scattering phase shifts to the free energy. We shall call this free energy the surface free energy of the bubble. The label i stands for different particle types (quarks, gluons) *and* angular momentum. Again, the upper sign applies to fermions, lower sign to bosons. Now, since we shall deal with each angular momentum component of the quark and gluon fields separately, the factors g_i only take into account the degeneracy due to color and particle/anti-particle, so here $g_{quark} = 6$ and $g_{gluon} = 8$.

In order to calculate the free energy of our system, we thus need the phase shifts for the quark and gluon fields surrounding the bubble. We consider a spherical bubble of radius R , obeying MIT bag boundary conditions corresponding to no flux of quarks or gluons into the bubble. Note that the phase shifts, and in turn the surface free energy of the quarks and gluons, will not depend on what is inside the bubble.

1. Phase shifts for quarks

The phase shift for the j -component of the quark field ($j = 1/2, 3/2, \dots$ is total angular momentum) is the sum of two components

$$\delta_j(k) = \delta_j^{l=j-1/2}(k) + \delta_j^{l=j+1/2}(k), \quad (31)$$

where, for a bubble of radius R ,

$$\delta_j^{l=j\mp 1/2}(k) = \arctan \left(\frac{j_l(kR) \pm \frac{k}{E+m_q} j_{l\pm 1}(kR)}{n_l(kR) \pm \frac{k}{E+m_q} n_{l\pm 1}(kR)} \right), \quad (32)$$

and $E = \sqrt{m_q^2 + k^2}$, $q = u, d, s$.

2. Phase shifts for gluons

The phase shift for the gluon field also consists of two parts, $\delta_l^{TM}(k)$ and $\delta_l^{TE}(k)$, where

$$\delta_l^{TE}(k) = \arctan \left(\frac{\frac{d}{dr}(rj_l(kr))}{\frac{d}{dr}(rn_l(kr))} \right)_{r=R} \quad (33)$$

$$= \arctan \left(\frac{j_l(kR)(1+l) - kRj_{l+1}(kR)}{n_l(kR)(1+l) - kRn_{l+1}(kR)} \right), \quad (34)$$

and

$$\delta_l^{TM}(k) = \arctan \left(\frac{j_l(kR)}{n_l(kR)} \right), \quad (35)$$

again for a bubble of radius R . $l = 1, 2, \dots$ labels orbital angular momentum, and here, as opposed to the quark situation, it is a good quantum number.

3. Total free energy using the phase shifts

The total free energy (normalized to 0 for a plasma without pions) of a system comprised of an extended quark-gluon plasma with a spherical pion bubble of volume V inside it is

$$\begin{aligned} F(T, V) = & F_{V,q}(T, -V) + F_{V,g}(T, -V) + F_{V,\pi}(T, V) \\ & + F_{S,q}(T, V) + F_{S,g}(T, V) + F_{\text{bag}}(T, -V) \end{aligned} \quad (36)$$

where index V stands for “volume” and index S for “surface” contribution (30). The volume terms are calculated using (25) with $\rho(k, V) = \frac{Vk^2}{2\pi^2}$. As in the previous sections, we do not consider surface contributions from the pions. Note that, in contrast to the asymptotic expansion scheme, we do not separate the surface contribution into area-, curvature- or other terms. The bag term is simply $F_{\text{bag}}(T, -V) = -BV$.

The difference between the asymptotic expansion approximation and the phase shift approach described in this section lies thus entirely in the calculation of the surface contributions.

III. A PLASMA DROPLET SURROUNDED BY PIONS

Consider a system comprised of a spherical plasma droplet of volume $V = \frac{4\pi}{3}R^3$ surrounded by pions. The total volume of this system is V_∞ . We shall measure the free energy of this system relative to the free energy of a system in which the large volume V_∞ is entirely filled with pions. We calculate the free energy of this system in two different ways: First, we use the asymptotic expansion of the density of states described in sections II C and II D. Then, we calculate the free energy by solving the energy eigenvalue equations for the quarks and gluons in the bag, and summing over these energy levels according to (18). The latter method is of course the more correct way to do it.

A. Free energy from the asymptotic expansion

Inserting (20) in (25) and using (26) and (27) for the bag and pion contributions respectively, we obtain the following expression for the free energy

$$F_{tot}(T, R) = F_q(T, R) + F_g(T, R) + F_\pi(T, R) + F_{\text{bag}}(T, R) \quad (37)$$

where

$$F_q(T, R) = F_{V,q}(T, R) + F_{A,q}(T, R) + F_{C,q}(T, R), \quad (38)$$

with

$$F_{V,q}(T, R) = -\frac{7\pi^2}{30} V T^4 - \frac{6}{\pi^2} V T^4 \int_0^\infty dx x^2 \ln(1 + e^{-\sqrt{(m_s/T)^2 + x^2}}), \quad (39)$$

$$F_{A,q}(T, R) = 6R^2 T m_s^2 \int_0^\infty dx x (1 - \frac{2}{\pi} \arctan(x)) \ln(1 + e^{-\frac{m_s}{T} \sqrt{1+x^2}}), \quad (40)$$

$$F_{C,q}(T, R) = \frac{2\pi}{3} R T^2 - \frac{8RTm_s}{\pi} \int_0^\infty dx (1 - \frac{3}{2} x (\frac{\pi}{2} - \arctan(x))) \ln(1 + e^{-\frac{m_s}{T} \sqrt{1+x^2}}), \quad (41)$$

and

$$F_g(T, R) = F_{V,g}(T, R) + F_{C,g}(T, R), \quad (42)$$

with

$$F_{V,g}(T, R) = -\frac{8\pi^2}{45} V T^4, \quad (43)$$

$$F_{C,g}(T, R) = \frac{32\pi}{9} R T^2. \quad (44)$$

The first term in (39) and (41) is due to the two massless quark flavors (u and d), and the second term in both equations is due to the massive s-quark. The contributions from pions and from the bag itself is

$$F_\pi(T, R) = -\frac{3TVm_\pi^3}{2\pi^2} \int_0^\infty dx x^2 \ln(1 - e^{-\frac{m_\pi}{T} \sqrt{1+x^2}}), \quad (45)$$

and

$$F_{\text{bag}}(T, R) = BV. \quad (46)$$

In Fig. 1 we have plotted the total free energy (37). The bag constant is fixed by demanding that the volume terms cancel at the critical temperature, which is chosen to be $T_0 = 150$ MeV. This gives us a value for the bag constant of $312.6 \text{ MeV/fm}^3 = (221.4 \text{ MeV})^4$. We shall discuss the implications of this behavior of the free energy for the physics of the quark-hadron phase transition later.

B. Free energy not using the asymptotic expansion of the density of states

Next, we calculate the free energy of the same system not making the approximation of expanding the density of states in volume-, area- and curvature terms. We can compute the contribution to the free energy from quarks and gluons directly by solving the field equations in the bag, i.e. the equations (3), (4), (5) and (6), and performing the sum (18) over these levels. In this way we obtain the following equations (to be solved numerically) for the quarks ($l = j \pm 1/2$)

$$j_l(kR) = \pm \frac{k}{E + m_q} j_{l\pm 1}(kR), \quad E = \sqrt{k^2 + m_q^2}. \quad (47)$$

For the TM-gluons

$$j_l(kR) = 0, \quad (48)$$

and for the TE-gluons

$$j_l(kR)(l+1) = kR j_{l+1}(kR). \quad (49)$$

These equations provide a series of solutions, that we label E_{jln} for the quarks and k_{ln}^a , $a = TM, TE$ for the gluons. The contribution to the free energy from quarks and gluons are then

$$F_q(T, R) = -6T \sum_{j=1/2, 3/2, \dots}^{\infty} (2j+1) \sum_{l=j\pm 1/2} \sum_n \ln(1 + e^{-E_{jln}/T}) \quad (50)$$

and

$$F_g(T, R) = 8T \sum_{l=1}^{\infty} (2l+1) \sum_{a=TM, TE} \sum_n \ln(1 - e^{-k_{ln}^a/T}) \quad (51)$$

respectively. Note that when dealing with each angular momentum component separately, the degeneracy factors are $g_q = 6$ for the quarks and $g_g = 8$ for the gluons.

The contribution from the pions and from the bag itself are calculated as before (i.e. using (26) and (27)).

The result of these efforts is shown in Fig. 2, which is to be compared to Fig. 1, showing the free energy of the same system and with the same critical temperature, but calculated using the asymptotic expansion of the density of states. The qualitative agreement between the two results is reasonable, but there is a significant quantitative difference.

Figures 3 and 4 reveal that this difference is mainly due to the gluon- and s-quark-contributions, the difference being more important for the gluons. In the asymptotic expansion description the gluon free energy is positive at small radii, whereas in the sum over states approach, it is inherently negative for all radii (see (51)). The fact the the gluon contribution is positive at small radii in the asymptotic expansion description means that the density of gluon states is negative at these radii, which is of course unphysical. What this means is simply that the asymptotic expansion really is an asymptotic expansion, and is not a correct description at small radii. A similar but less visible effect appears for the massless quarks.

Here the effect is reduced because for each degree of freedom $\lim_{m \rightarrow 0} f_{C,q}(k/m) = \frac{1}{4}f_{C,g}$ in Eq. (20), whereas the volume terms are equal.

For the s-quark contribution, the difference in free energy as calculated by the two different methods is negligible at small radii, becoming somewhat more important at larger radii.

IV. A PION BUBBLE IN THE QUARK-GLUON PLASMA

We shall now consider the “opposite” configuration, namely a pion bubble of volume $V = \frac{4\pi}{3}R^3$ surrounded by an extended plasma, the total volume of this system being V_∞ . This is the situation relevant to the cosmological quark-hadron phase transition.

As discussed in the Introduction, it was argued in [1] that this situation could be treated by substituting R by $-R$ in the formulas of Secs. II C and II D. We shall show here, however, that the free energy obtained by this procedure differs from the free energy calculated by the more direct method of using (30), which is the more correct way of doing it, since it involves a sum over the states of the system to obtain the free energy. Furthermore, we shall see that the free energy of a pion bubble surrounded by plasma cannot be described by expanding the density of states in area- and curvature-terms. In fact, for small radii, the leading radius-dependent terms are proportional to R^3 .

In both cases we consider the *difference* in the free energy from a situation where there are no pions in the plasma, i.e. we calculate the free energy due to the creation of a pion bubble. Again, we choose the critical temperature to be $T_0 = 150$ MeV.

A. Free energy from the $-R$ -expansion of the density of states

We first replace R with $-R$ everywhere in the expressions of Sec. III A. Substituting R by $-R$ affects the curvature terms, while the area terms remain unchanged. Since we have chosen to calculate the free energy relative to an extended plasma with no pions (i.e. we set $F_{ref} = -pV_\infty = -p(V_\infty - V_\pi + V_\pi) = 0$), also the volume terms change sign relative to the reverse situation with a pion bubble in a plasma. Figure 5 shows the result of performing such a calculation of the free energy $F_{tot}(T, -R)$, where F_{tot} is given by (37). Notice the very significant minimum of the free energy at radii of 1–2 fm, even at temperatures above T_0 .

B. Free energy from the phase shifts

We now calculate the total free energy (36), using (30) for the surface terms and (25) for the volume terms. That is, we write the free energy as

$$F_{tot}(T, R) = F_{V,q}(T, -R) + F_{V,g}(T, -R) + F_\pi(T, -R) + F_{\text{bag}}(T, -R) + F_{S,q}(T, R) + F_{S,g}(T, R) \quad (52)$$

with the first four terms given by (39), (43), (45) and (46) respectively. The surface terms are explicitly

$$F_{S,q}(T, R) = -\frac{6}{\pi} \sum_{j=1/2, 3/2, \dots}^{\infty} (2j+1) \int_0^{\infty} dk \frac{k}{E(k)} \frac{\delta_j(k)}{e^{E(k)/T} + 1} \quad (53)$$

for each quark flavor, and

$$F_{S,g}(T, R) = -\frac{8}{\pi} \sum_{l=1}^{\infty} (2l+1) \int_0^{\infty} dk \frac{\delta_l^{TM}(k) + \delta_l^{TE}(k)}{e^{k/T} - 1} \quad (54)$$

for the eight gluons, with the phase shift given by (31), (34) and (35). In obtaining (53) and (54) we have performed a partial integration, discarding terms of the form $\lim_{k \rightarrow \{0, \infty\}} \delta(k) \ln(1 \pm e^{-E(k)/T})$. The limit $k \rightarrow \infty$ poses no problem since $|\delta(k)| \leq \pi/2$, and the other limit is also safe because of the following behavior of the phase shifts at small values of kR : $\delta_l^{TM}(k) + \delta_l^{TE}(k) \propto (kR)^{2l+1}$ and $\delta_j(k) \propto (kR)^{2j+2}$.

The total free energy (52) calculated using the phase shifts is shown in Fig. 6. Comparing with Fig. 5, showing the free energy as calculated by the $-R$ -expansion of the density of states, we see that the two methods yield qualitatively as well as quantitatively different results. The most remarkable difference is the nearly absent local minimum at small radii in the free energy in Fig. 6. Figures 7 and 8 reveal that the different behavior of the free energy is (again) mainly due to the gluon contribution. We thus conclude that the local minimum in the free energy at small radii encountered when using the $-R$ -expansion of the density of states is a reminiscence of erroneously using the asymptotic expansion at small radii, where the density of states is negative.

The considerable difference in the results for the free energy even at larger radii suggests that the situation considered here (pion bubble surrounded by plasma) is not adequately described using the $-R$ -expansion of the density of states. Whereas all contributions for radii beyond 5–10 fm are well approximated by the universal volume terms, the finite-size corrections behave very differently for a pion bubble as opposed to a plasma droplet. Moreover, as we now show, an expansion of the density of states for the pion bubble at small radii contains no terms proportional to R or R^2 .

C. The free energy in the limit $RT \rightarrow 0$

By expanding the Bessel-functions appearing in (32), (34) and (35) as

$$j_l(x) = \sum_{k=0}^{\infty} a_k(l) x^{l+2k} \quad (55)$$

and

$$n_l(x) = \sum_{k=0}^{\infty} b_k(l) x^{2k-l-1}, \quad (56)$$

(valid for $l > 0$) and keeping only the lowest order terms, we obtain via (30) the following analytical expressions valid for $RT \ll 1$ for the surface free energy of (one flavor of) massless quarks (index j and l means that we consider each angular momentum component separately)

$$\frac{F_{S,q}^j(RT)}{T} \simeq -12 \frac{(2j+1)(2^{2j+2}-1)\pi^{2j+2}}{(2j+3)} \alpha_q(j) (RT)^{2j+2} B_{j+3/2} \quad (57)$$

and for the eight gluons

$$\frac{F_{S,g}^l(RT)}{T} \simeq -8 \frac{(2l+1)(2\pi)^{2l+1}}{2l+2} \alpha_g(l) (RT)^{2l+1} B_{l+1} \quad (58)$$

where

$$\alpha_q(j) = \frac{a_0(j+1/2)b_0(j+1/2) - a_0(j-1/2)b_0(j-1/2)}{b_0^2(j+1/2)}, \quad (59)$$

$$\alpha_g(l) = \frac{a_0(l)}{b_0(l)} + \frac{a_0(l)(l+1)}{b_0(l)(l+1) - b_0(l+1)} \quad (60)$$

and

$$a_k(l) = \frac{(-1)^k}{2^k k! 1 \cdot 3 \cdot 5 \cdots (2l+2k+1)}, \quad (61)$$

$$b_k(l) = (-1)^{k+1} \frac{1 \cdot 3 \cdot 5 \cdots (2l-1)}{2^k k! (1-2l)(3-2l) \cdots (2k-1-2l)}. \quad (62)$$

(The factors $(1-2l)(3-2l)\dots$ in the denominator of (62) appear only when $2k-1 \geq 1$). The B_n appearing in (57) and (58) are the Bernoulli numbers, defined by

$$\frac{x}{e^x - 1} = 1 - \frac{x}{2} + B_1 \frac{x^2}{2!} - B_2 \frac{x^4}{4!} + B_3 \frac{x^6}{6!} - \dots \quad (63)$$

the first few of these being

$$B_1 = 1/6, \quad B_2 = 1/30, \quad B_3 = 1/42, \quad B_4 = 1/30. \quad (64)$$

In Figs. 9 and 10 we plot the analytical expressions (57) and (58) together with numerical results for small values of RT . The numerical and analytical results are in nice agreement with each other. We conclude that the first energy term of importance for $R \rightarrow 0$ is proportional to R^3 . No terms proportional to R or R^2 appear.

V. CONCLUSION

We have recalculated the free energy of droplets of quark-gluon plasma in a bulk hadronic medium, and of pion bubbles in a quark-gluon plasma, within the MIT bag model. Our results largely confirm the numerical investigation of Mardor and Svetitsky [1] for quark-gluon plasma droplets, but using the same phase shift formula as Ref. [1] we reach very different results for the pion bubbles. In particular we do not reproduce the very significant minimum in free energy for finite radius even above the critical temperature, which would

mean that the quark-gluon plasma was unstable against pion bubble formation above T_0 . A much smaller, but still negative energy minimum remains above T_0 , but it is not clear if this has physical meaning or is a problem with the model.

We have reproduced our numerical results for the pion bubbles analytically for $R \rightarrow 0$ showing that the first contributions to the free energy for massless quarks and gluons behave as R^3 , whereas no curvature or area terms appear in this limit. The simple recipe of substituting R by $-R$ in order to go from a quark-gluon droplet (where a description in terms of R^3 , R^2 , and R -terms is adequate except for small radii where the density of states becomes negative) to a pion bubble unfortunately does not work.

The $R \rightarrow -R$ approach has been used for several investigations also at finite chemical potentials. We therefore intend to extend the present analysis to finite μ , but expect the recipe to be inadequate there as well.

ACKNOWLEDGMENTS

JM was supported in part by the Theoretical Astrophysics Center under the Danish National Research Foundation. We thank Michael Christiansen for useful discussions.

REFERENCES

- [1] I. Mardor and B. Svetitsky, Phys. Rev. D **44**, 878 (1991).
- [2] G. Lana and B. Svetitsky, Phys. Lett. B **285**, 251 (1992).
- [3] M.B. Christiansen and J. Madsen, J. Phys. G **23**, 2039 (1997).
- [4] M.B. Christiansen, PhD-thesis, University of Aarhus (1997).
- [5] A. Chodos, R.L. Jaffe, K. Johnson, C.B. Thorn and V.F. Weisskopf, Phys. Rev. D **9**, 3471 (1974).
- [6] K. Johnson, Acta Phys. Pol. **B6**, 865 (1975).
- [7] J. D. Jackson, Classical Electrodynamics, Wiley (1975), p. 746.
- [8] R. Balian and C. Bloch, Ann. Phys. (N.Y.) **60**, 401 (1970).
- [9] M.S. Berger and R.L. Jaffe, Phys. Rev. C **35**, 213 (1987); *ibid* **44**, 566 (1991) (Erratum).
- [10] E. Farhi and R.L. Jaffe, Phys. Rev. D **30**, 2379 (1984).
- [11] J. Madsen, Phys. Rev. D **50**, 3328 (1994).
- [12] R. Balian and C. Bloch, Ann. Phys. (N.Y.) **64**, 27 (1971); *ibid* **84**, 559 (1974) (Erratum).

FIGURES

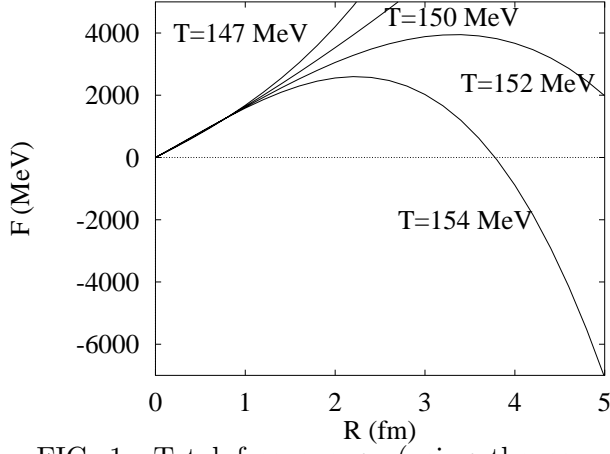


FIG. 1. Total free energy (using the asymptotic expansion of the density of states) of a quark-gluon plasma droplet of radius R surrounded by pions. The phase transition temperature is set to $T_0 = 150$ MeV. Results are shown for several temperatures around T_0 .

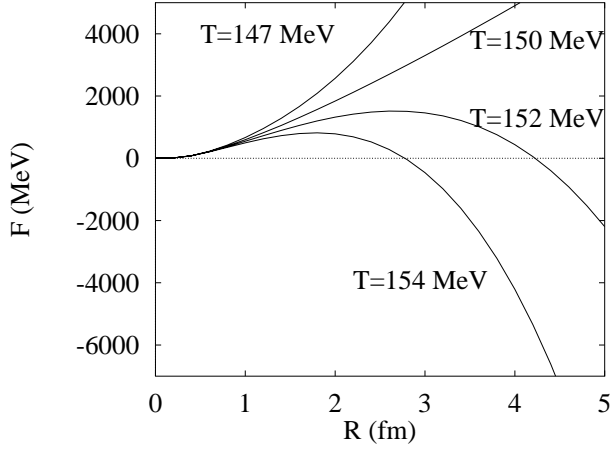


FIG. 2. As Fig. 1, except that energies are calculated by direct summation over levels.

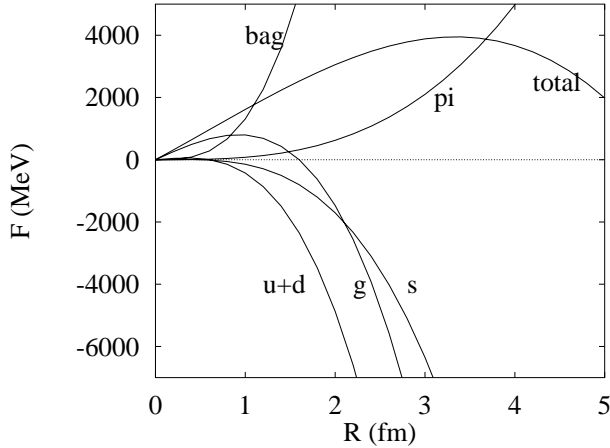


FIG. 3. The different contributions to Fig. 1 for $T = 152$ MeV.

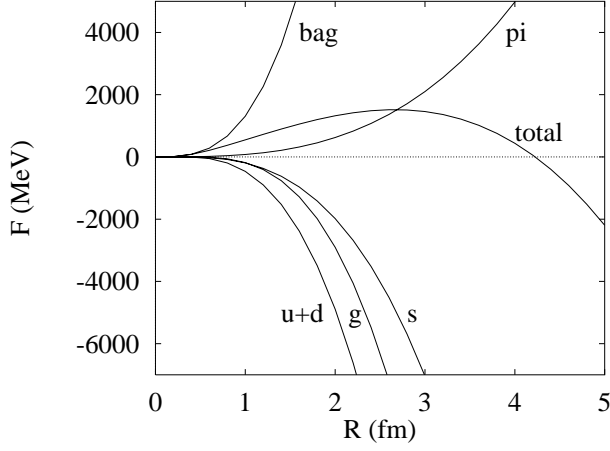


FIG. 4. The different contributions to Fig. 2 for $T = 152$ MeV.

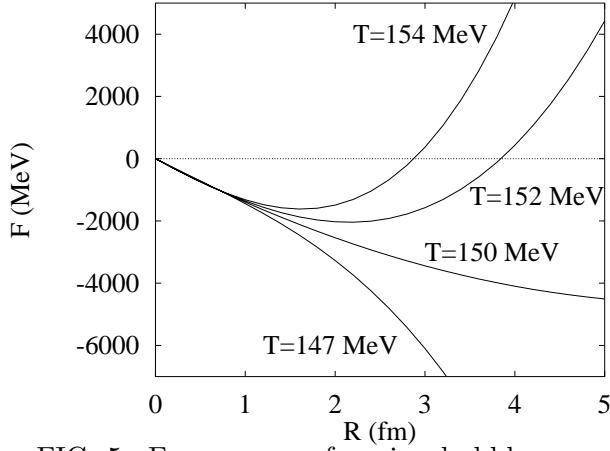


FIG. 5. Free energy of a pion bubble surrounded by quark-gluon plasma, using the asymptotic expansion of the density of states with $-R$ instead of R , for different temperatures around $T_0 = 150$ MeV.

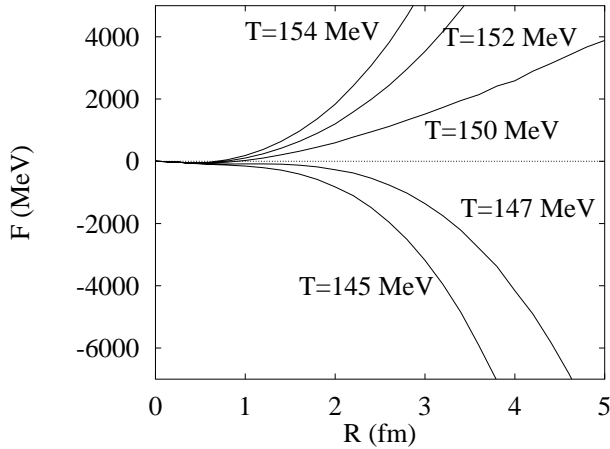


FIG. 6. As Fig. 5, but using the phase shift approach.

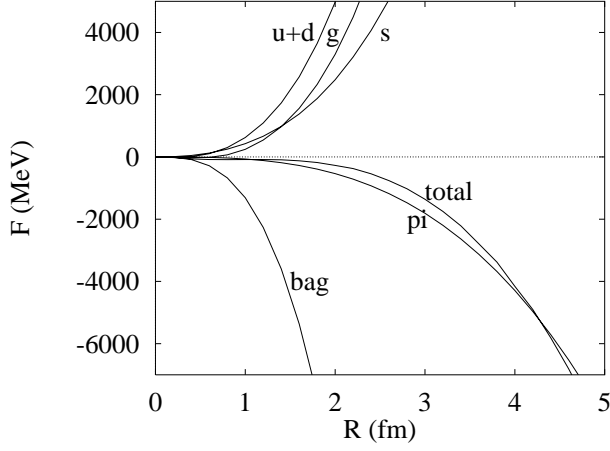


FIG. 7. The different contributions to Fig. 6 for $T = 147$ MeV.

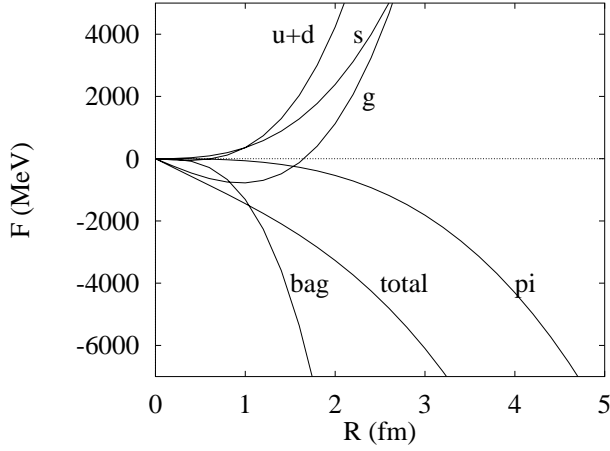


FIG. 8. The different contributions to Fig. 5 for $T = 147$ MeV.

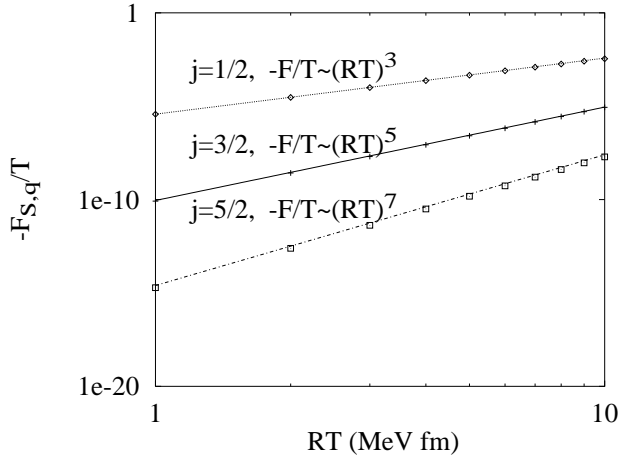


FIG. 9. Contribution to the surface free energy of a pion bubble surrounded by quark-gluon plasma from one flavor of massless quarks. Points are numerical results (53), lines are analytical calculations (57). These graphs show that the lowest order term in F/T is $\propto -(RT)^3$ in the limit of small RT .

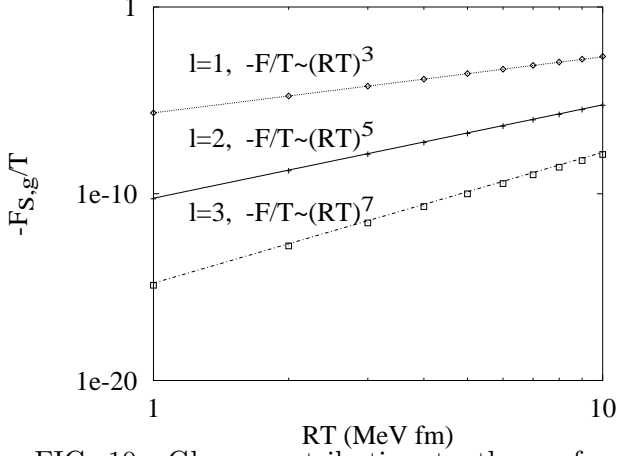


FIG. 10. Gluon contribution to the surface free energy of a pion bubble surrounded by quark-gluon plasma. Points are numerical results (54), lines are analytical calculations (58). Also for the gluons, the lowest order term in F/T is $\propto -(RT)^3$ in the limit of small RT .