

Signals of phase transition in atmospheric showers

C. Pajares, D. Sousa, and R.A. Vázquez

Departamento de Física de Partículas, Universidade de Santiago

E-15706 Santiago de Compostela, Spain

Abstract

We discuss collective effects like percolation, quark gluon plasma, or string fusion and their effect on the longitudinal development of high energy showers in air. It is shown that iron-air showers could develop more slowly than expected and produce the observed change in the slope of X_{\max} at the highest energies.

It is expected that the Relativistic Heavy Ion Collider (RHIC) and the Large Hadron Collider (LHC) will reach regions where the energy density will be higher than the critical value of a few GeV/fm^3 predicted by lattice QCD calculations. This critical energy density corresponds to the new phase(s) of deconfinement of the quark gluon plasma or (and) of restoration of chiral symmetry. The energies of RHIC ($\sqrt{s} = 200 \text{ AGeV}$) and LHC ($\sqrt{s} = 7000 \text{ AGeV}$) correspond, for Ag-Ag collisions, to laboratory energies slightly higher than 10^{15} and 10^{18} eV, which are in the range of typical very high energy cosmic rays. Unfortunately in cosmic rays projectile and target are not heavy nuclei. The target is always Air and the heaviest projectile is Iron. Nevertheless, it would be worth to investigate whether cosmic ray collisions in the atmosphere can produce an hadronic phase transition and which are the main consequences related to the development of cosmic ray cascades.

Recently, it has been pointed out that the confined to deconfined phase transition could take place as a percolation of the strings formed in a nucleus-nucleus collision [1,2]. For a given collision and a given degree of the centrality of the collision there is a defined available total area in the impact parameter space. In this space, the strings exchanged between the partons of projectile and target are seen as circles of radius r inside the area. As the energy

and the size of the projectile and target increase, more and more strings overlap. The cluster of several overlapping strings form a new string with an energy momentum given by the sum of the energy momentum of the old strings. Also, the new string will have a higher tension. Above a critical density of strings, percolation occurs, so that paths of overlapping circles are formed through the whole collision area. The percolation is a second order phase transition on the nuclear scale. The percolation threshold η_C is related to the critical density of circles n_C by the expression

$$\eta_C = \pi r^2 n_C \quad (1)$$

η_C has been computed using different methods. All the results are in the range $\eta_C = 1.12 - 1.18$ [3-6]. Taking the reasonable value of $r \sim 0.2$ fm, it is obtained a critical density of strings, $n_C = 8.9 - 9.3$ strings/fm³. All the AGS and SPS experiments will give rise to string density values below the critical density. Only central Pb-Pb collisions at SPS energies are slightly above 9.5 strings/fm³. At RHIC energies it is expected to reach the critical density for Ag-Ag and at LHC for S-S collisions.

For central Fe-Air collisions we have used a MonteCarlo code based on the quark gluon string model (QGS) to compute the number and the density of strings at $E_{lab} = 10^{17}$ eV obtaining a value very close to the critical one. Therefore in the range $10^{17} - 10^{20}$ eV, we will expect the phase transition to occur. In table I we can see the number and density of strings as calculated by our MonteCarlo for different energies, projectiles and targets for central collisions. Although, iron cosmic ray collisions are not central but minimum bias, as $\pi R_{Air}^2 / (\pi(R_{Air} + R_{Fe})^2) \sim 1/6.6$, the number of central collisions is not negligible.

The main effects of phase transition related to cosmic ray cascades are: a) dumping of the multiplicity, b) enhancement of the cumulative effect c) enhancement of heavy flavour production d) increase of the inelasticity.

The dumping of the multiplicity is a consequence of the overlapping of the strings forming a new one, in such a way, that the effective number of independent strings (clusters) is reduced compared to the number of original strings. The fragmentation of the new string

can give rise to particles outside the kinematical limits of a nucleon–nucleon collision (the so called cumulative effect) and the shape of the x -distribution would be harder than the case of fragmentation of the original strings.

The new strings have also a larger tension due to the higher colour of the grouped partons located at the end of the string which is the $SU(3)$ non abelian sum of the colour of the partons of each original string. This larger tension produces more strange, baryon and heavy flavour particles. The main effect on the cascade of this is a further reduction of the multiplicity. The conservation of energy implies that an enhancement of heavy flavour means a suppression of pions.

Finally, the overlapping of strings produces an increasing of the stopping power, *i.e.* the inelasticity. To see further in this point, we have computed in our MonteCarlo code the inelasticity for central Fe-Air in the QGS model at different energies and compared the results to the quark string fusion model (QGSF). The difference between both models is the possible fusion of two strings into one if the original ones are close to 0.4 fm. In fig. 1 it is plotted the inelasticity as a function of the energy for both cases (with and without fusion), showing the mentioned rise of the inelasticity. In the case of percolation of strings the rise would be larger.

Contrary to what could be thought, this rise of the inelasticity does not imply a shortened of the shower depth of maximum, X_{\max} . In fact, the rise of the inelasticity is compensated with the reduction of the multiplicities and with a harder x distribution in such a way that X_{\max} rises significantly. Indeed, an identification of the primary as iron together with a behaviour of the cosmic ray cascade more similar to a typical proton cascade could be a good signal of quark gluon plasma.

In order to compute the effects of string fusion on the atmospheric cascade development, we have built a toy Monte Carlo code to simulate hadronic showers in air. We have used as the hadronic generator for our code a modified version of the Hillas algorithm [9] as given by Lipari [10]. This algorithm allows to choose the hadronic cross sections dn/dx by varying a set of parameters. The algorithm has the advantage of being flexible, fast and

easy to program. The electromagnetic cascade was simulated using the A approximation for the electromagnetic cross sections, *i.e.* we will consider only bremsstrahlung and pair production. Since the hadronic component of the shower is dominated by the production of pions we will consider only the following hadronic reactions: $pAir \rightarrow p$, $pAir \rightarrow \pi$, $\pi Air \rightarrow \pi$.

A complete Monte Carlo computing all the resonances and the hadronic cross sections is out of the scope of this work and is currently under research [11].

The hadronic cross sections simulated by this program and the set of parameters which define an hadronic model are shown in ref. [10]. This model has a set of 5 free parameters to change the shape of the hadronic cross sections. In ref. [10] the set of parameters are called K_p, P^*, P_a, P_b , and P_d . For proton air collisions, K_p defines the inelasticity of the leading proton and P^* changes the charged pion rapidity distribution. P_d defines the fraction of diffractive pions produced in pion air collisions and P_a, P_b both change the shape and total multiplicity of pion production in pion air collisions. The original algorithm due to Hillas, which was implemented in the program MOCCA, had these parameters taken to be constants given by $K_p = 1/2, P^* = 0, P_d = 1/2, P_a = 1/2, P_b = 0$. We have checked that our code reproduces the results of the more realistic MonteCarlo, Aires [8], which uses the original Hillas algorithm.

By changing the value of the above parameters we can effectively simulate fusion. We can mimic the main effects that are expected from the fusion of strings by reducing the multiplicity and increasing the inelasticity of the proton and of the pion.

Both modifications compete in opposite directions. A reduction on the multiplicity of pions will produce less pions in the first stages of the shower, but due to energy conservation they will be more energetic. As a consequence the shower will develop more slowly and the maximum will be reached at a greater depth. Increasing the inelasticity has the opposite effect. If the proton loses more energy in the first interactions, the shower will develop faster and the maximum will be shortened. The net effect will be a combination of the two, but the change in multiplicity dominates the shower maximum. With very simplistic

assumptions we have estimated that the maximum change is given by:

$$\frac{\Delta X_{\max}}{X_{\max}} \sim -\frac{\Delta N}{2N} - \frac{\Delta K}{10K} \quad (2)$$

where ΔX_{\max} , ΔN , and ΔK are respectively the modification of the shower maximum, multiplicity, and inelasticity. This means for instance that decreasing the multiplicity 100 % will increase the depth of maximum a 50%. Instead, increasing the inelasticity 100 % will reduce the maximum of depth only a 10%. These numbers are only order of magnitude estimations and depend on the specific details of the hadronic models chosen. We can safely expect that the decreasing of the maximum depth of the shower due to the increasing of the inelasticity is negligible compared to the increasing of X_{\max} due to the decreasing of the multiplicity.

We have used, to compute the effects of fusion, two hadronic models given by two sets of the above parameters. For the first model, model A, the set of parameters is chosen to mimic the fusion at the maximum degree as allowed by our set of parameters. *i.e.*, the multiplicity is reduced the maximum possible and the inelasticity is increased at the maximum. For the model B, the opposite effect is selected. We set the inelasticity at the minimum and the multiplicity at the maximum possible with our set of parameters. In fig. 2, we can see the shower profile of the two models for an initial energy of $E_0 = 10^6$ GeV. We can see clearly the different shape and shower maximum for the two models. As expected, model A has a deeper maximum (and consequently a lower $N(X_{\max})$). We have run our simulation for several energies from 10^4 to 10^7 GeV. And the results are summarized in fig. 3, where we plot the maximum of the shower as a function of the primary energy. We can see that at 10^7 GeV the shower maximum for the model A is a 17 % higher than the shower maximum for model B, and that this difference grows linearly with $\log E$. At low energy, as expected, the effect of fusion is not important. But we expect a large difference in the maximum of depth for energies of order 10^{10} GeV. Extrapolating the given results we get 30 % difference in the maximum of depth of the two models.

In conclusion we have shown that the fusion of strings predicts atmospheric showers

with deeper shower maximum and that this effect is bigger enough to produce the observed change in the slope of X_{\max} versus energy observed by the cosmic ray experiments. This change of slope is usually interpreted as a change in the composition from heavy (iron) to light (proton) and possibly indicating also a change in the origin of the cosmic rays. Here we see that such a change could be given by a change on the hadronic interactions. If true, this may imply that the composition of cosmic rays does not change at the ankle and this would have profound implications for the origin of the most energetic cosmic rays. For Fe–Air central collision it is shown that the string density reached at $E_{\text{lab}} \sim 10^9$ GeV is over the critical one and therefore the percolation of strings takes place. The cosmic ray physics overlaps with the physics of ultrarelativistic heavy ion accelerators like RHIC and LHC.

ACKNOWLEDGMENTS

We thank C. Merino and E.G. Ferreira for useful discussions. This work has been done under contract AEN96-1673 from CICYT of Spain. D.S. thanks Xunta de Galicia for financial support.

REFERENCES

- [1] N. Armesto, M.A. Braun, E.G. Ferreiro and C. Pajares, Phys.Rev.Lett. **77** (1996) 3736.
- [2] T. Matsui and H. Satz, Phys.Lett. **B178** (1986) 416; M. Nardi and H. Satz, preprint BI-TP/98/10, hep-ph/9805247.
- [3] G.E. Pike and C.H. Seager, Phys.Rev. **B10** (1974) 1421; E.T. Gawlinski and H.E. Stanley, J.Phys. **A10** (1977) 205; S.B. Lee, Phys.Rev. **B42** (1990) 4877.
- [4] U. Alon, A. Drory and I. Balberg, Phys.Rev. **A42** (1990) 4634.
- [5] T. Vicsek and J. Kertesz, J.Phys. **A14** (1981) L31.
- [6] E.T. Gawlinski and S. Redner, J.Phys. **A16** (1983) 1063; I. Balberg, Philos.Mag. **B56** (1987) 991.
- [7] N.S. Amelin, M.A. Braun and C. Pajares, Phys.Lett. **B306** (93) 312, Z.Phys. **C63** (94) 307.
- [8] S.J. Sciutto, AIREX: A minimum document. GAP note, GAP-97-029.
- [9] H.M. Hillas, Proc. 17th Intern. Cosmic Ray Conf. (Paris) Vol. 8 (1981) 193.
- [10] P. Lipari, Astroparticle Physics **1** (93) 399.
- [11] C. Pajares, D. Sousa and R.A. Vázquez, in preparation.

TABLES

\sqrt{s} (AGeV)		p-p	S-S	Fe-Air	Pb-Pb
19.4	number	4.2	123	89	1145
	density	1.3	3.5	4.42	9.5
200		7.2	215	144	1703
		1.6	6.1	7.16	14.4
5500		13.1	380	255	3071
		2.0	10.9	12.67	25.6

TABLE I. Number and density of strings as a function of energy for different nucleus–nucleus collisions. The density is in units of strings/fm². At $s^{1/2} = 19.4, 200,$ and 5500 AGeV for Fe–Air, E_{lab} is $1.1 \cdot 10^4, 1.1 \cdot 10^6,$ and $8.6 \cdot 10^8$ GeV respectively.

FIGURES

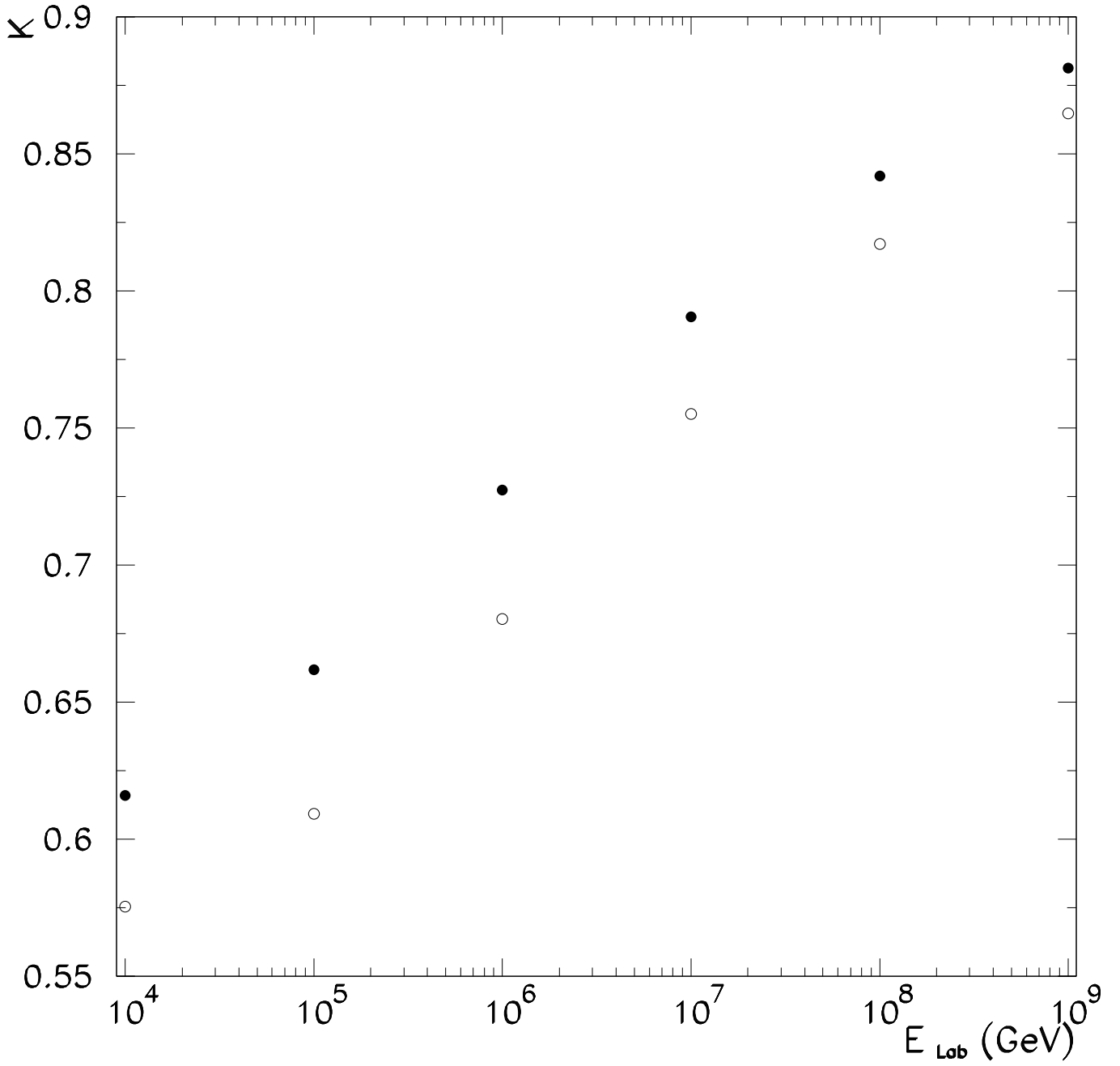


FIG. 1. Inelasticity of Fe–Air collisions as a function of the total lab energy for the model with (filled circles) and without fusion (open circles).

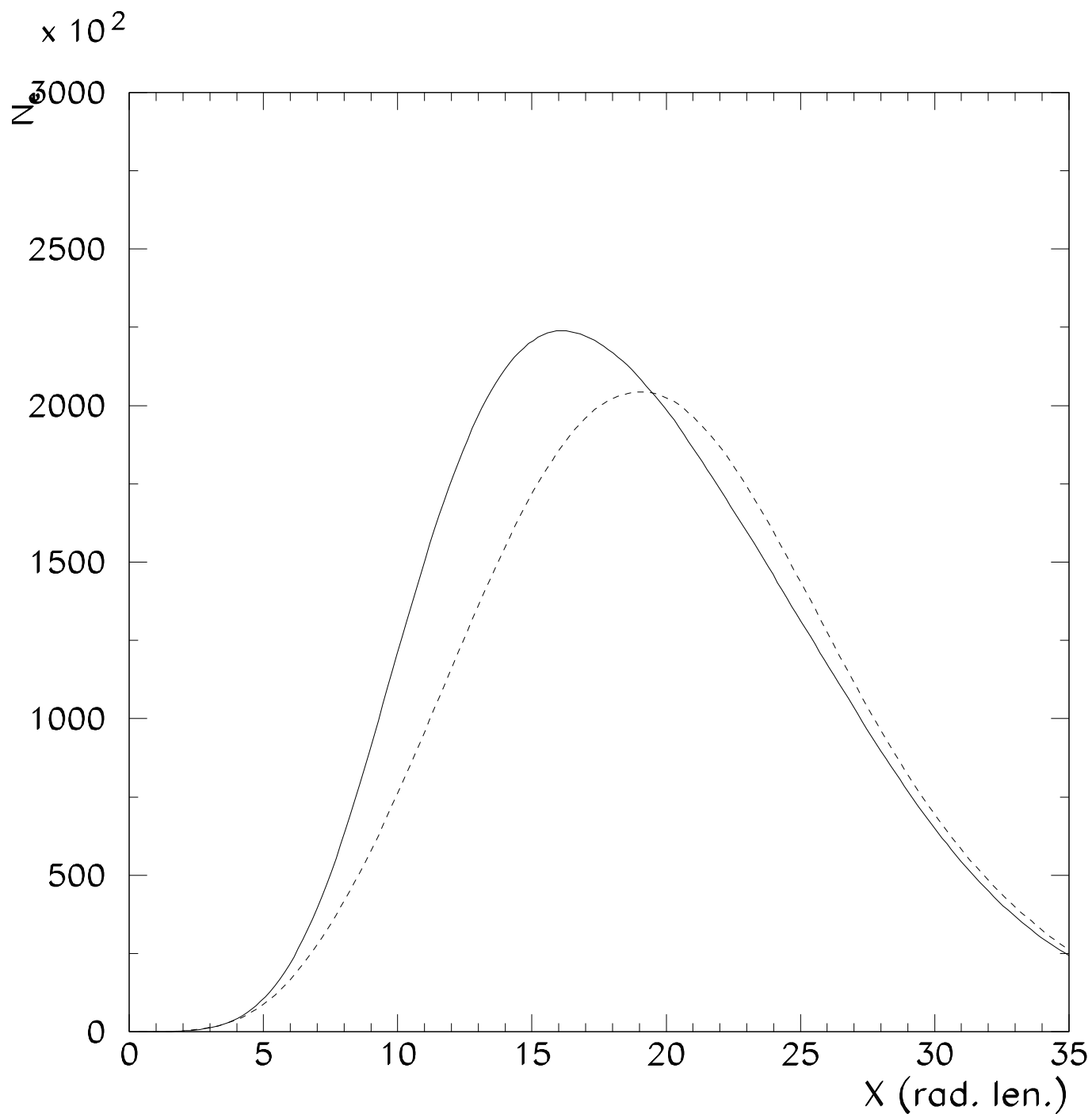


FIG. 2. Number of electrons as a function of depth for showers of energy 10^7 GeV for the two models: A (dashed line) and B (continuous line) as discussed in the text

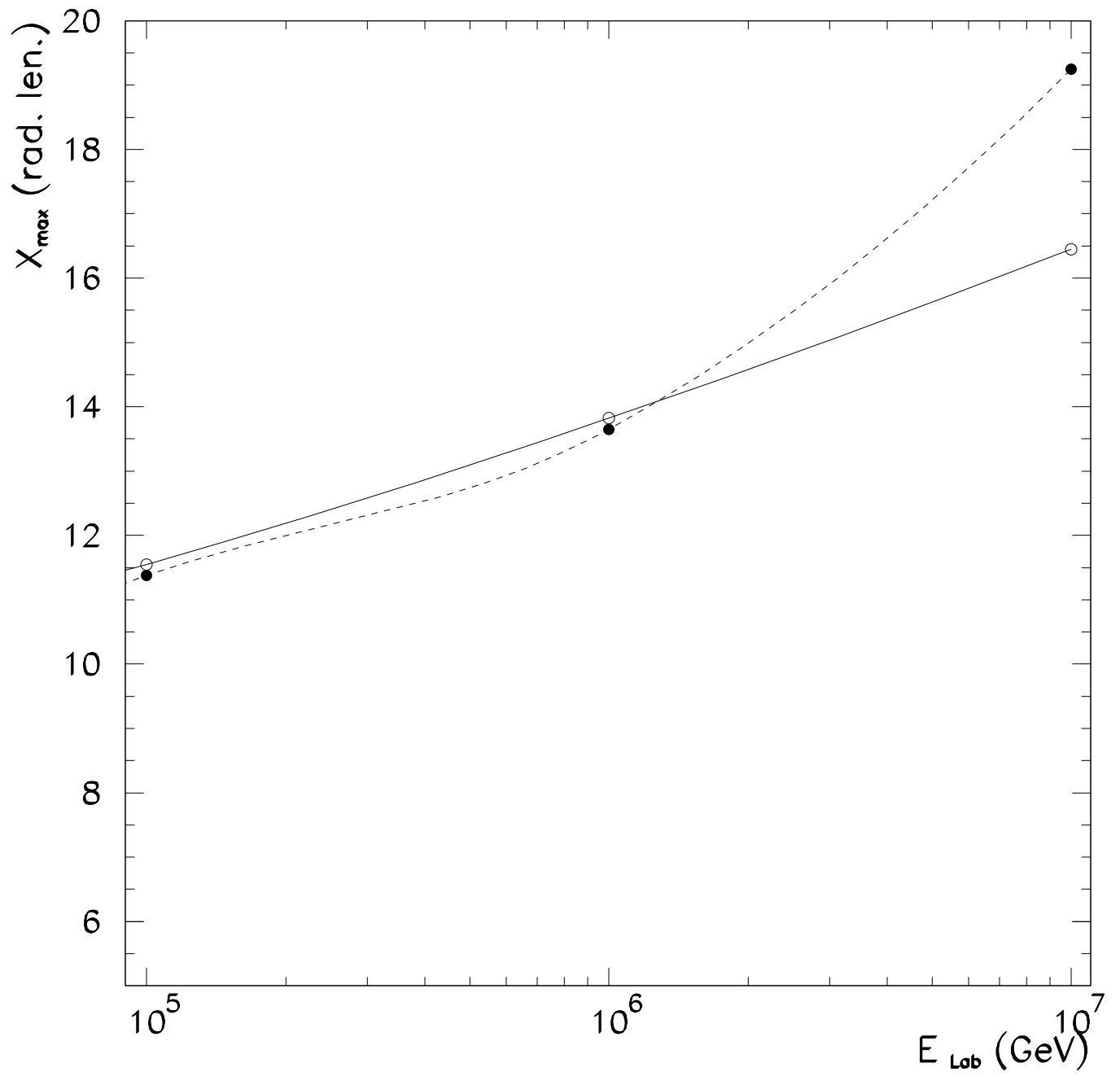


FIG. 3. Depth of maximum as a function of the energy for the two hadronic models discussed in the text: A (dashed line) and B (continuous line).