

IFT-P.030/98

MADPH-98-1058

UH-511-898-98

Signal and Backgrounds for the Single Production of Scalar and Vector Leptoquarks at the LHC

J. E. Cieza Montalvo¹, O. J. P. Éboli^{2,3}, M. B. Magro³, and P. G. Mercadante⁴

¹*Instituto de Física, Universidade do Estado do Rio de Janeiro
CEP 20559 – 900 Rio de Janeiro, Brazil.*

²*Instituto de Física Teórica, Universidade Estadual Paulista
Rua Pamplona 145, São Paulo, SP 01405, Brazil.*

³*Department of Physics, University of Wisconsin
Madison, WI 53706, USA.*

⁴*Department of Physics & Astronomy, University of Hawaii
Honolulu, HI 96822, USA.*

Abstract

We perform a detailed analyses of the potentiality of the CERN Large Hadron Collider to study the single production of leptoquarks via $pp \rightarrow e^\pm q \rightarrow$ leptoquark $\rightarrow e^\pm q$, with e^\pm generated by the splitting of photons radiated by the protons. Working with the most general $SU(2)_L \otimes U(1)_Y$ invariant effective lagrangian for scalar and vector leptoquarks, we analyze in detail the leptoquark signals and backgrounds that lead to a final state containing an e^\pm and a hard jet with approximately balanced transverse momenta. Our results indicate that the LHC will be able to discover leptoquarks with masses up to 2–3 TeV, depending on their type, for Yukawa couplings of the order of the electromagnetic one.

I. INTRODUCTION

Leptoquarks, which are particles that carry simultaneously leptonic and barionic numbers, provide a clear sign for many extensions of the Standard Model (SM) that treat quarks and leptons in the same footing. There are many models exhibiting these new particles, such as technicolor [1], composite models [2,3], grand unified theories [4], and superstring-inspired models [5]. From the experimental point of view, leptoquarks possess the striking signature of a peak in the invariant mass of a charged lepton with a jet, which make their search much simpler without the need of elaborate analyses of several final state topologies.

Pair production of leptoquarks in a hadronic collider takes place via quark–quark and gluon–gluon fusions, being essentially model independent since the leptoquark–gluon interaction is fixed by the $SU(3)_C$ gauge invariance, with the only free parameter being an “anomalous chromomagnetic moment” for vector leptoquarks. On the other hand, single production is model dependent because it takes place via leptoquark interactions with quarks and leptons. Notwithstanding, these two signals are complementary because they allow us not only to reveal the existence of leptoquarks but also to determine their properties such as mass and Yukawa couplings to quarks and leptons.

The direct search for leptoquarks with masses above a few hundred GeV can be carried out only in the next generation of colliders. In fact, there have been many studies of the production of leptoquarks in the future pp [6], ep [7,8], e^+e^- [9], e^-e^- [10], $e\gamma$ [11], and $\gamma\gamma$ [12] colliders. In particular, the usual studies for leptoquarks in hadronic colliders concentrated on the processes [13]

$$q + g \rightarrow \Phi_{lq} + \ell, \quad (1)$$

$$q + \bar{q} \rightarrow \Phi_{lq} + \bar{\Phi}_{lq}, \quad (2)$$

$$g + g \rightarrow \Phi_{lq} + \bar{\Phi}_{lq}, \quad (3)$$

where $\ell = e^\pm$ (μ^\pm) and we denoted scalar and vector leptoquarks by Φ_{lq} . These processes give rise to e^+e^- pairs with large transverse momenta accompanied by one or more jets.

In this work, we study the capability of the CERN Large Hadron Collider (LHC) to unravel the existence of first generation leptoquarks through the final state topology jet plus e^\pm . This process was first analyzed in Ref. [14], and it occurs via

$$pp \rightarrow e^\pm q \rightarrow \text{leptoquark} \rightarrow e^\pm q, \quad (4)$$

where the e^\pm originates from the splitting of a photon radiated by a quark. This reaction leads an e^\pm -jet pair with balanced transverse momenta, up to the detector resolution. This feature allows us to separate the production mechanisms (1)–(3) from the above reaction. Therefore, this process provides one more handle to study the leptoquark properties.

We performed a careful analyses of the signal and its respective backgrounds for leptoquarks that couple to pairs e^-u , e^+u , e^-d , or e^+d , assuming the most general effective Lagrangian that is invariant under $SU(3)_C \otimes SU(2)_L \otimes U(1)_Y$ [7]. We studied not only a series of cuts to reduce the backgrounds, but also strategies to discriminate among the several leptoquark types. Our analysis improves the previous one [14] since we considered all possible backgrounds as well as the most general model for leptoquarks.

We show in this work that the single leptoquark search at the LHC can discover, at the 3σ level, leptoquarks with masses up to 2–3 TeV, depending on their type, for an integrated luminosity of 100 fb^{-1} , a center-of-mass energy of 14 TeV, and Yukawa couplings of the order of the electromagnetic one. We also exhibit the region of the Yukawa coupling and leptoquark mass plane that can be ruled out at the LHC.

The outline of this paper is as follows. In Sec. II we introduce the $SU(2)_L \otimes U(1)_Y$ invariant effective Lagrangians that we analyzed and present the available bounds on leptoquarks. Sec. III contains a detailed description of the leptoquark signal and its backgrounds, as well as the cuts used to enhance the signal. We present our results in Sec. IV and draw our conclusions in Sec. V.

II. MODELS FOR LEPTOQUARK INTERACTIONS

A natural hypothesis for theories beyond the SM is that they exhibit the gauge symmetry $SU(2)_L \otimes U(1)_Y$ above the electroweak symmetry breaking scale v . Therefore, we imposed this symmetry on the leptoquark interactions. Moreover, in order to avoid strong bounds coming from the proton lifetime experiments, we required baryon (B) and lepton (L) number conservation, which forbids the leptoquarks to couple to pairs of quarks or leptons. The most general effective Lagrangian for scalar and vector leptoquarks satisfying the above requirements and electric charge and color conservation is given by [7]

$$\mathcal{L}_{\text{eff}} = \mathcal{L}_{F=2} + \mathcal{L}_{F=0} + \text{h.c.} , \quad (5)$$

$$\begin{aligned} \mathcal{L}_{F=2} = & g_{1L} \bar{q}_L^c i\tau_2 \ell_L S_{1L} + g_{1R} \bar{u}_R^c e_R S_{1R} + \tilde{g}_{1R} \bar{d}_R^c e_R \tilde{S}_1 + g_{3L} \bar{q}_L^c i\tau_2 \vec{\tau} \ell_L \cdot \vec{S}_3 \\ & + g_{2L} (V_{2\mu}^L)^T \bar{d}_R^c \gamma^\mu i\tau_2 l_L + g_{2R} \bar{q}_L^c \gamma^\mu i\tau_2 e_R V_{2\mu}^R + \tilde{g}_{2L} (\tilde{V}_{2\mu}^L)^T \bar{u}_R^c \gamma^\mu i\tau_2 l_L , \end{aligned} \quad (6)$$

$$\begin{aligned} \mathcal{L}_{F=0} = & h_{2L} R_{2L}^T \bar{u}_R i\tau_2 \ell_L + h_{2R} \bar{q}_L e_R R_{2R} + \tilde{h}_{2L} \tilde{R}_2^T \bar{d}_R i\tau_2 \ell_L + h_{1L} \bar{q}_L \gamma^\mu l_L U_{1\mu}^L \\ & + h_{1R} \bar{d}_R \gamma^\mu e_R U_{1\mu}^R + \tilde{h}_{1R} \bar{u}_R \gamma^\mu e_R \tilde{U}_{1\mu}^R + h_{3L} \bar{q}_L \vec{\tau} \gamma^\mu l_L \vec{U}_{3\mu}^L , \end{aligned} \quad (7)$$

where $F = 3B + L$, q_L (ℓ_L) stands for the left-handed quark (lepton) doublet, and u_R , d_R , and e_R are the singlet components of the fermions. We denoted the charge conjugated fermion fields by $\psi^c = C\bar{\psi}^T$ and we omitted in Eqs. (6) and (7) the flavor indices of the leptoquark couplings to fermions. The leptoquarks $S_{1R(L)}$, \tilde{S}_1 , $U_{1\mu}^{L(R)}$, and $\tilde{U}_{1\mu}^R$ are singlets under $SU(2)_L$, while $R_{2R(L)}$, \tilde{R}_2 , $V_{2\mu}^{R(L)}$, and $\tilde{V}_{2\mu}^L$ are doublets, and S_3 and $\vec{U}_{3\mu}^L$ are triplets. The quantum numbers for all leptoquarks can be found, for instance, in the last reference of [9]. In this work, we denoted the Yukawa couplings h and g by κ .

We can see from the above interactions that the main decay modes of leptoquarks are into pairs $e^\pm q$ and/or $\nu_e q'$, thus, their signal is either a e^\pm plus a jet, or a jet plus missing energy. However, this is true provided the leptoquark masses are such that they can not decay into another leptoquark belonging to the same multiplet and a vector boson. Here we assumed that the leptoquarks belonging to the same multiplet are degenerate in mass. Furthermore, we implicitly assumed that the leptoquarks couple only to the known particles,

i.e. we do not consider the scenario where the leptoquarks also couple to other new particles like charginos or neutralinos in R -parity violating SUSY models.

In this work we considered only the $e^\pm q$ decay mode and took into account the corresponding branching ratio. We exhibit in Table I the leptoquarks that can be analyzed using the final state e^\pm plus a jet, as well as, their decay products. As we can see from Eqs. (6) and (7), only the leptoquarks R_{2L}^2 , \tilde{R}_2^1 , S_3^+ , $V_2^{2\mu}$, and $U_3^{+\mu}$ decay exclusively into a jet and a neutrino.

There have been many searches for leptoquarks which, so far, led to negative results. Analyzing the decay of the Z into a pair of on-shell leptoquarks, the LEP experiments established a lower bound $M_{lq} \gtrsim 44$ GeV for scalar leptoquarks [15,16]. Recently the LEP Collaborations [17] used their $\sqrt{s} = 161$ and 172 GeV data to obtain the constraint $M_{lq} \gtrsim 131$ GeV for leptoquarks coupling to first family quarks and electrons. The search for scalar (vector) leptoquarks decaying exclusively into electron-jet pairs at the Tevatron constrained their masses to be $M_{lq} \gtrsim 225$ (240) GeV [18]. Furthermore, the experiments at HERA [19] placed limits on their masses and couplings, establishing that $M_{lq} \gtrsim 216 - 275$ GeV depending on the leptoquark type and couplings.

Low-energy experiments also lead to strong indirect bounds on the couplings and masses of leptoquarks, which can be used to define the goals of new machines to search for these particles. The main sources of indirect constraints are:

- Leptoquarks give rise to Flavor Changing Neutral Current (FCNC) processes if they couple to more than one family of quarks or leptons [20,21]. In order to avoid strong bounds from FCNC, we assumed that the leptoquarks couple to a single generation of quarks and a single one of leptons. However, due to mixing effects on the quark sector, there is still some amount of FCNC left [22] and, therefore, leptoquarks that couple to the first two generations of quarks must comply with some low-energy bounds [22].
- The analyses of the decays of pseudoscalar mesons, like the pions, put stringent bounds on leptoquarks unless their coupling is chiral – that is, it is either left-handed or right-handed [20].

- Leptoquarks that couple to the first family of quarks and leptons are strongly constrained by atomic parity violation [23]. In this case, there is no choice of couplings that avoids the strong limits.

- The analyses of the effects of leptoquarks on the Z physics through radiative corrections lead to limits on the masses and couplings of leptoquarks that couple to top quarks [24,25].

As a rule of a thumb, the low-energy data constrain the masses of leptoquarks to be larger than 0.5–1 TeV when their Yukawa coupling is equal to the electromagnetic coupling e [22,25,26]. Therefore, our results indicate that the LHC can not only confirm these indirect limits but also expand them considerably.

III. SIGNALS AND BACKGROUNDS FOR THE PRODUCTION OF LEPTOQUARKS

In this work we focus our attention on the s -channel leptoquark production via

$$pp \rightarrow qq \rightarrow \gamma q \rightarrow e^\pm q \rightarrow \Phi_{lq} \rightarrow e^\pm q, \quad (8)$$

which leads to e^\pm -jet pairs with balanced transverse momenta, up to the detector resolution. In our evaluation of the subprocess cross section $eq \rightarrow eq$, we included the irreducible SM background due to the γ and Z exchange, treating properly its interference with the leptoquark diagrams; see Fig. 1. The expressions for the subprocess cross sections ($\hat{\sigma}_{eq \rightarrow eq}$) are presented in Appendix A for all leptoquark models. The leptoquark production cross section is then obtained by folding $\hat{\sigma}_{eq \rightarrow eq}$ with the quark ($f_{q/p}$) and e^\pm ($f_{e/p}$) distributions in the proton:

$$\sigma(pp \rightarrow eqX) = \int dx_e dx_q f_{e/p}(x_e) f_{q/p}(x_q) \hat{\sigma}_{eq \rightarrow eq}(\hat{s}), \quad (9)$$

where the subprocess center-of-mass energy ($\sqrt{\hat{s}}$) is related to the pp one (\sqrt{s}) by $\hat{s} = x_e x_q s$.

The distribution of e^\pm in the proton is given by

$$f_{e/p}(x_e) = \int_{x_e}^1 \frac{dz}{z} f_{e/\gamma}(z) f_{\gamma/p}\left(\frac{x_e}{z}\right), \quad (10)$$

with $f_{\gamma/p}$ being the distribution of photons in the proton and the splitting rate of γ into e^+e^- pairs given by [27]

$$f_{e/\gamma}(z) = \frac{\alpha}{2\pi} \left[z^2 + (1-z)^2 \right] \log \left(\frac{Q^2}{m_e^2} \right). \quad (11)$$

We chose the scale $Q^2 = M_{lq}^2$ and denoted by m_e (M_{lq}) the electron (leptoquark) mass. There are two possibilities for radiation photons of the proton: either the photons are radiated by the proton as a whole and it does not break off, or quarks radiate the photons and the proton fragments. Since this last mechanism leads to a larger photon flux, we considered only it in our analyses. In this case, the photon distribution in the proton is [14]

$$f_{\gamma/p}(x_\gamma) = \frac{\alpha}{2\pi} \log \left(\frac{Q^2}{m_q^2} \right) \frac{1}{x_\gamma} \int_{x_\gamma}^1 \frac{dz}{z} \left[1 + (1 - x_\gamma/z)^2 \right] F_2(z, Q^2), \quad (12)$$

with $F_2(z, Q^2)$ being the structure function of a quark inside the proton summed over all the quark flavors including the electric charge factors.

There are many SM processes that lead to the production of e^\pm and jets. Since some of them give rise to more than one jet or e^\pm , we can enhance the signal demanding the presence of a single e^\pm and a single jet in the central region of the detector. This requirement eliminates dangerous backgrounds like the pair production of electroweak gauge bosons or top quarks [13]. Nevertheless, there are further backgrounds for the leptoquark search like the scattering of e^\pm and (anti) quarks with flavors different of the leptoquark ones; see Fig. 1.

In actual experiments, the observed signal events will not possess a balance between the e^\pm and jet transverse momenta due to the experimental detector resolution. Consequently, we must analyze backgrounds like the W -jet production, where the W decays into a pair electron-neutrino. Moreover, we should also consider the SM production of Z -jet pairs with the Z decaying into a e^+e^- pair and one of the e^\pm escaping undetected.

We mimicked the experimental resolution of the electromagnetic and hadronic calorimeters by smearing the final state quark and lepton energies according to

$$\left. \frac{\delta E}{E} \right|_{em} = \frac{0.02}{\sqrt{E}} \oplus 0.005 \quad \text{electromagnetic}, \quad (13)$$

$$\left. \frac{\delta E}{E} \right|_{had} = \frac{0.6}{\sqrt{E}} \oplus 0.03 \quad \text{hadronic} . \quad (14)$$

Angles were smeared in a cone with

$$\delta\theta|_{em} = 10 \text{ mrad} \quad \text{electromagnetic} , \quad (15)$$

$$\delta\theta|_{had} = 15 \text{ mrad} \quad \text{hadronic} . \quad (16)$$

We show in Figs. 2a and 2b the typical behavior of the p_T distributions of the jet and e^\pm before (solid line) and after (dashed line) applying the calorimeter resolution for the process (8), including all $eq \rightarrow eq$ irreducible backgrounds; see Fig. 1. In these figures, we assumed a S_{1L} leptoquark with $M_{lq} = 1$ TeV and $\kappa = 0.3$, and we also required that $|y_{e^\pm, j}| < 3.5$ and the invariant mass of the e - j pair (M_{ej}) to be in the range $|M_{lq} \pm 40|$ GeV. The peak around $p_T = M_{lq}/2$ is due to the leptoquark production while the low p_T peak is associated to the SM backgrounds. This feature of the p_T spectrum provides an efficient way to separate the leptoquark signal from backgrounds. Moreover, the calorimeter resolution broadens the peak associated to the signal and increases slightly the low- p_T peak associated to the t -channel backgrounds without changing significantly the total cross section.

We show in Fig. 3 the missing p_T spectrum originated from the smearing of the momenta of the final state jet and e^\pm in process (8), using the same parameters and cuts of Fig. 2. As expected, the missing p_T distribution is peaked at small values, being negligible for missing p_T 's larger than 70 GeV. Moreover, the missing p_T in the signal events should be parallel to the total p_T of the e^\pm -jet system since the main effect of the experimental resolution is to alter the magnitude of the measured transverse momenta.

We present in Fig. 4 several distributions for the backgrounds described above which should be contrasted with the signal ones. Fig. 4a (b) contains the p_T spectrum of the jet (e^\pm) coming from the backgrounds after we applied the same cuts used in Fig. 2 and required $p_T^{j,e} > 10$ GeV to avoid divergences due to gluons. As we can see, the backgrounds are peaked at low transverse momentum of the jet (e^\pm) with the largest background being W -jet production. Despite the lack of a s -channel resonance, the p_T spectra peak around $M_{lq}/2$

due to the e^\pm -jet invariant mass cut. The missing p_T distribution of the background, shown in Fig. 4c, reaches its maximum around 40 GeV and extends up to 300 GeV approximately, possessing a larger fraction of events at large missing p_T than the signal.

Taking into account the above features of the signal and backgrounds we imposed the following set of cuts in order to enhance the signal and suppress the backgrounds:

- (C1) The first requirement is that the jet and e^\pm are in the pseudo-rapidity interval $|y| < 3.5$.
- (C2) We also demanded the events to have the e -jet invariant mass in the range $|M_{lq} \pm \Delta M|$ with ΔM given in Table II.
- (C3) We veto events exhibiting an extra e^\pm (or parton) in the region $|y| < 3.5$. This cuts reduces backgrounds like $t\bar{t}$ production which exhibit many more e^\pm or jets in the central rapidity region.
- (C4) The e^\pm and jet should have $p_T > p_T^{min}$ with p_T^{min} given in Table II.
- (C5) We apply a cut on the missing p_T requiring its value be lower than those in Table II.
- (C6) Finally, we require that the cosine of the angles between the direction of missing p_T and the p_T of e^\pm and jet to be larger than 0.94.

In principle we should also require the e^\pm to be isolated from hadronic activity in order to reduce the QCD backgrounds. Nevertheless, it was shown in Ref. [13] that this cut does not further suppress the background after we apply the cut C4.

IV. RESULTS

We present in Table III, as an illustration, the total cross section for producing pairs e^- -jet and e^+ -jet, applying two different sets of cuts to the smeared final state momenta. We assumed in this table that $M_{lq} = 1$ TeV and $\kappa = 0.3$. We denoted the irreducible $eq \rightarrow eq$ background by σ_{bg} , which was obtained setting $\kappa = 0$. The cuts C3–C6 reduce

the backgrounds by two or more orders of magnitude while the efficiency for the signal is of the order of 10–20% depending on the leptoquark type. As we can see, the most important background is the W -jet production, which is larger than the Z -jet and irreducible backgrounds by a factor of roughly 20. Moreover, we verified using ISAJET [28] that the $t\bar{t}$ production background is effectively reduced by our cuts, specially C3, being it negligible face to the W -jet production. Therefore, the LHC reach in κ and M_{Lq} will be controlled by the W -jet background.

Leptoquarks of the type $F = 2$ couple to pairs e^-q , and consequently are more copiously produced in s -channel processes leading to the final state e^- -jet than in reactions leading to e^+ -jet since there are more quarks than anti-quarks in the proton. For $F = 0$ leptoquarks the situation is the opposite since they couple to $e^-\bar{q}$ pairs. As expected, the results shown in Table III agree with these arguments. Furthermore, using these features of $F = 0$ and $F = 2$ leptoquarks, we can differentiate between them simply by counting the number of leptoquark events with electrons and positrons in the final state.

In order to obtain the LHC attainable limits on leptoquarks we employed the final state e^- -jet (e^+ -jet) for $F = 2$ ($F = 0$) leptoquarks since this topology possesses the largest signal cross section. Figs. 5a and 5b contain the regions in the plane $\kappa \times M_{\text{Lq}}$ that can be excluded at the 99.73% CL (3σ level) from negative single leptoquark searches at the LHC for an integrated luminosity of 100 fb^{-1} . As we can see, the LHC will be able to discover leptoquarks with masses of at least 2 TeV for leptoquark Yukawa couplings of the electromagnetic strength ($\kappa = 0.3$). The $U_{3\mu}$ leptoquarks will exhibit the tightest bounds while the $U_{1\mu}$ leptoquarks will possess the loosest limits. Moreover, our results are comparable with those presented in [13] for leptoquark searches using the processes (1)–(3).

We should also study the capability of the LHC to unravel the properties of leptoquarks in the event a signal is observed. As discussed above, the ratio of signal events in the channels e^+ -jet and e^- -jet can discriminate between $F = 0$ and $F = 2$ leptoquarks. In order to learn more about the leptoquark giving rise to the signal, we should also study kinematical distributions. For instance, the e^\pm polar angle distribution for scalars and

vectors are distinct in the leptoquark rest frame. As an example, we show, in Fig. 6, the e^- normalized polar angle spectrum, including the backgrounds, for all $F = 2$ leptoquarks. In this figure, we assumed $\kappa = 0.3$ and $M_{\text{Lq}} = 1$ TeV and applied the cuts C1–C6. As expected, the distributions of scalar and vector leptoquarks are different, being the scalar distribution flatter. Nevertheless, the discover of the leptoquark spin will only be possible provided there will be enough events to render a statistical meaning to the angular distribution.

We can distinguish leptoquarks that couple to u or d quarks analyzing the leptoquark pseudo-rapidity distribution in the lab frame because leptoquarks coupling to u quarks are produced at larger rapidities than the ones coupling to d 's. In Fig. 7, we show the normalized distributions after cuts for the pseudo-rapidity of scalar (a) and vector leptoquarks (b) with $F = 2$, where the backgrounds were added to the signal. We can see three distinct curves in Fig. 7a: the largest distribution at central pseudo-rapidities is due to \tilde{S}_1 , which couples only to de^- ; the leptoquark triplet S_3 couples to de^- and ue^- and gives rise to the curve in the middle; the curves peaked at higher rapidities originate from the production of S_{1R} and S_{1L} which couple exclusively to e^-u . Since S_{1R} possesses a larger branching ratio into e^-u than S_{1L} , its distribution is larger at high rapidities and less affected by the backgrounds. The situation is analogous for vector leptoquarks, as can be seen from Fig. 7b.

V. CONCLUSIONS

The discover of leptoquarks is without any doubt a striking signal for the existence of life beyond the standard model. In this work we demonstrated that the search for leptoquarks in the process $pp \rightarrow e^\pm q \rightarrow \text{leptoquark} \rightarrow e^\pm q$ at the LHC will be able to exclude leptoquarks with masses smaller than 2–3 TeV for Yukawa couplings of the order of the electromagnetic ones and an integrated luminosity of 100 fb^{-1} . Our results are summarized in Table IV. It is important to notice that our bounds are comparable to the ones coming from the reactions (1)–(3) [13]. Therefore, it will be possible to make a cross check between the different channels and to improve the bounds combining them. Furthermore, the LHC will

be able not only to confirm the present indirect limits on leptoquarks but also to expand them considerably.

If a leptoquark signal is observed at the LHC, we showed that we can determine whether the leptoquark is $F = 0$ or $F = 2$ by counting the number of events in the e^- -jet and e^+ -jet final states. Moreover, the spin of the leptoquark can also be established from the e^\pm polar angle distribution in the leptoquark rest frame provided there are enough events for this distribution to be meaningful. We can even determine which leptoquark multiplet was produced by studying the rapidity spectrum of the leptoquarks in the lab frame. Finally, knowing the type of leptoquark we can estimate κ using the size of the cross section, and consequently determine all leptoquark parameters. Once again, the pair and single production of leptoquarks via (1)–(3) can be used to confirm the leptoquark properties.

ACKNOWLEDGMENTS

One of us (O.J.P.E.) would like to thank the kind hospitality of the Institute for Elementary Particle Research, University of Wisconsin–Madison, where the part of this work was done. P.G.M. would like to thank Xerxes Tata for useful discussion. This work was partially supported by Conselho Nacional de Desenvolvimento Científico e Tecnológico (CNPq), Fundação de Amparo à Pesquisa do Estado de São Paulo (FAPESP), by the University of Wisconsin Research Committee with funds granted by the Wisconsin Alumni Research Foundation, and by the U.S. Department of Energy under Grant No. DE-FG02-95ER40896 and DE-FG03-94ER40833.

APPENDIX A: SUBPROCESS CROSS SECTIONS

Here we collect the non-polarized differential cross sections in the center-of-mass frame for the processes $e^\pm q (\bar{q}) \rightarrow e^\pm q (\bar{q})$, including scalar and vector leptoquarks with $F = 0$ and $F = 2$. The Feynman diagrams contributing to these reactions are displayed in Fig. 1.

The differential cross section for the process $e^- q \rightarrow e^- q$ with the contribution of a $F = 2$ scalar leptoquark is given by

$$\left(\frac{d\hat{\sigma}}{d \cos \theta} \right)_{e^- q \rightarrow e^- q}^S = \frac{1}{32\pi\hat{s}} \left[|\mathcal{M}_\gamma|^2 + |\mathcal{M}_{Z^0}|^2 + |\mathcal{M}_S|^2 + 2\text{Re}(\mathcal{M}_{\gamma Z^0}) \right. \\ \left. + 2\text{Re}(\mathcal{M}_{\gamma S}) + 2\text{Re}(\mathcal{M}_{Z^0 S}) \right] , \quad (\text{A1})$$

with

$$|\mathcal{M}_\gamma|^2 = 2Q_q^2 e^4 \frac{\hat{s}^2 + \hat{u}^2}{\hat{t}^2} , \quad (\text{A2})$$

$$|\mathcal{M}_{Z^0}|^2 = 2(G_F m_{Z^0}^2)^2 \frac{1}{(\hat{t} - m_{Z^0}^2)^2} \times \\ \left[(R_e^2 R_q^2 + L_e^2 L_q^2) \hat{s} + (R_e^2 L_q^2 + L_e^2 R_q^2) \hat{u} \right] , \quad (\text{A3})$$

$$|\mathcal{M}_S|^2 = \frac{\kappa^4}{4} \frac{\hat{s}^2}{(\hat{s} - m_S^2)^2 + m_S^2 \Gamma_S^2} , \quad (\text{A4})$$

$$2\text{Re}(\mathcal{M}_{\gamma Z^0}) = -\frac{4G_F m_{Z^0}^2 Q_q e^2}{\sqrt{2}} \frac{1}{\hat{t}(\hat{t} - m_{Z^0}^2)} \times \\ \left[(R_e R_q + L_e L_q) \hat{s}^2 + (R_e L_q + L_e R_q) \hat{u} \right] , \quad (\text{A5})$$

$$2\text{Re}(\mathcal{M}_{\gamma S}) = Q_q e^2 \kappa^2 \frac{\hat{s}^2 (\hat{s} - m_S^2)}{\hat{t} [(\hat{s} - m_S^2)^2 + m_S^2 \Gamma_S^2]} , \quad (\text{A6})$$

$$2\text{Re}(\mathcal{M}_{Z^0 S}) = -\frac{2G_F m_{Z^0}^2 \lambda_{L/R}^2}{\sqrt{2}} \frac{\hat{s}^2 (\hat{s} - m_S^2)}{(\hat{t} - m_{Z^0}^2) [(\hat{s} - m_S^2) + m_S^2 \Gamma_S^2]} . \quad (\text{A7})$$

We defined $\lambda_{L/R}$

$$\lambda_L \equiv \kappa_L \sqrt{L_e L_q} , \quad (\text{A8})$$

$$\lambda_R \equiv \kappa_R \sqrt{R_e R_q} , \quad (\text{A9})$$

with R_f (L_f) being the right-handed (left-handed) coupling of the fermion f to the Z , defined as

$$L_f = 2(T_3^f - Q_f \sin^2 \theta_W) , \quad (\text{A10})$$

$$R_f = -2Q_f \sin^2 \theta_W , \quad (\text{A11})$$

where Q_f is the electromagnetic charge of the fermion, T_3^f is the third component of the isospin, and θ_W is the weak angle.

For $F = 2$ vector leptoquarks, we have

$$\left(\frac{d\hat{\sigma}}{d\cos\theta}\right)_{e^-q\rightarrow e^-q}^V = \frac{1}{32\pi\hat{s}} \left[|\mathcal{M}_\gamma|^2 + |\mathcal{M}_{Z^0}|^2 + |\mathcal{M}_V|^2 + 2\text{Re}(\mathcal{M}_{\gamma Z^0}) + 2\text{Re}(\mathcal{M}_{\gamma V}) + 2\text{Re}(\mathcal{M}_{Z^0 V}) \right], \quad (\text{A12})$$

with

$$|\mathcal{M}_V|^2 = \kappa^4 \frac{\hat{u}^2}{(\hat{s} - m_V^2)^2 + m_V^2 \Gamma_V^2}, \quad (\text{A13})$$

$$\mathcal{M}_{\gamma V} = 2Q_q \kappa^2 e^2 \frac{\hat{u}^2 (\hat{s} - m_V^2)}{\hat{t} [(\hat{s} - m_V^2)^2 + m_V^2 \Gamma_V^2]}, \quad (\text{A14})$$

$$2\text{Re}(\mathcal{M}_{Z^0 V}) = -\frac{4\lambda_{L/R}^2 G_F m_{Z^0}^2}{\sqrt{2}} \frac{\hat{u}^2 (\hat{s} - m_V^2)}{(\hat{t} - m_{Z^0}^2) [(\hat{s} - m_V^2)^2 + m_V^2 \Gamma_V^2]}, \quad (\text{A15})$$

where

$$\lambda'_L \equiv \kappa_L \sqrt{L_e R_q}, \quad (\text{A16})$$

$$\lambda'_R \equiv \kappa_R \sqrt{R_e L_q}. \quad (\text{A17})$$

The differential cross section of the process $e^- \bar{q} \rightarrow e^- \bar{q}$, taking into account the contribution of a $F = 2$ scalar leptoquark is

$$\left(\frac{d\hat{\sigma}}{d\cos\theta}\right)_{e^- \bar{q} \rightarrow e^- \bar{q}}^S = \frac{1}{32\pi\hat{s}} \left[|\mathcal{M}_\gamma|^2 + |\mathcal{M}'_{Z^0}|^2 + |\mathcal{M}'_S|^2 + 2\text{Re}(\mathcal{M}'_{\gamma Z^0}) + 2\text{Re}(\mathcal{M}'_{\gamma S}) + 2\text{Re}(\mathcal{M}'_{Z^0 S}) \right], \quad (\text{A18})$$

with \mathcal{M}' given by (A3) and (A7) just switching $\hat{s} \leftrightarrow \hat{u}$ and $|\mathcal{M}_\gamma|^2$ given by (A2). The cross section for this process including vector leptoquarks is

$$\left(\frac{d\hat{\sigma}}{d\cos\theta}\right)_{e^- \bar{q} \rightarrow e^- \bar{q}}^V = \frac{1}{32\pi\hat{s}} \left[|\mathcal{M}_\gamma|^2 + |\mathcal{M}'_{Z^0}|^2 + |\mathcal{M}''_V|^2 + 2\text{Re}(\mathcal{M}'_{\gamma Z^0}) + 2\text{Re}(\mathcal{M}''_{\gamma V}) + 2\text{Re}(\mathcal{M}''_{Z^0 V}) \right], \quad (\text{A19})$$

where $\mathcal{M}''_{\gamma(Z)V}$ are given by (A13) and (A15) with the change $\hat{s} \leftrightarrow \hat{u}$ and the other terms remain unchanged.

Now, we show the non-polarized differential cross sections for $F = 0$ scalar and vector leptoquarks. The cross section for the process $e^+ q \rightarrow e^+ q$ including a scalar leptoquark is

$$\left(\frac{d\hat{\sigma}}{d\cos\theta}\right)_{e^+q\rightarrow e^+q}^R = \frac{1}{32\pi\hat{s}} \left[|\mathcal{M}_\gamma|^2 + |\mathcal{M}_{Z^0}|^2 + |\mathcal{M}_R|^2 + 2\text{Re}(\mathcal{M}_{\gamma Z^0}) \right. \\ \left. + 2\text{Re}(\mathcal{M}_{\gamma R}) + 2\text{Re}(\mathcal{M}_{Z^0 R}) \right] , \quad (\text{A20})$$

with $|\mathcal{M}_\gamma|^2$, $|\mathcal{M}_{Z^0}|^2$, and $2\text{Re}(\mathcal{M}_{\gamma Z^0})$ given by (A2), (A3), and (A5) respectively with the exchange $\hat{s} \leftrightarrow \hat{u}$. The remaining contributions are

$$|\mathcal{M}_R|^2 = \frac{\kappa^4}{4} \frac{\hat{s}^2}{(\hat{s} - m_R^2)^2 + m_R^2 \Gamma_R^2} , \quad (\text{A21})$$

$$2\text{Re}(\mathcal{M}_{\gamma R}) = -Q_q e^2 \kappa^2 \frac{\hat{s}^2(\hat{s} - m_R^2)}{\hat{t}[(\hat{s} - m_R^2)^2 + m_R^2 \Gamma_R^2]} , \quad (\text{A22})$$

$$2\text{Re}(\mathcal{M}_{Z^0 R}) = \frac{2G_F m_{Z^0}^2 \eta_{L/R}^2}{\sqrt{2}} \frac{\hat{s}^2(\hat{s} - m_R^2)}{(\hat{t} - m_{Z^0}^2)[(\hat{s} - m_R^2)^2 + m_R^2 \Gamma_R^2]} , \quad (\text{A23})$$

with

$$\eta_L = \kappa_L \sqrt{L_e R_q} , \quad (\text{A24})$$

$$\eta_R = \kappa_R \sqrt{R_e L_q} . \quad (\text{A25})$$

The cross section of the process $e^+ q \rightarrow e^+ q$ including $F = 0$ vector leptoquarks is

$$\left(\frac{d\hat{\sigma}}{d\cos\theta}\right)_{e^+q\rightarrow e^+q}^U = \frac{1}{32\pi\hat{s}} \left[|\mathcal{M}_\gamma|^2 + |\mathcal{M}_{Z^0}|^2 + |\mathcal{M}_U|^2 + 2\text{Re}(\mathcal{M}_{\gamma Z^0}) \right. \\ \left. + 2\text{Re}(\mathcal{M}_{\gamma U}) + 2\text{Re}(\mathcal{M}_{Z^0 U}) \right] , \quad (\text{A26})$$

where

$$|\mathcal{M}_U|^2 = \kappa^4 \frac{\hat{u}^2}{(\hat{s} - m_U^2)^2 + m_U^2 \Gamma_U^2} , \quad (\text{A27})$$

$$2\text{Re}(\mathcal{M}_{\gamma U}) = -\frac{2Q_q e^2 \kappa^2}{3} \frac{\hat{u}^2(\hat{s} - m_U^2)}{\hat{t}[(\hat{s} - m_U^2)^2 + m_U^2 \Gamma_U^2]} , \quad (\text{A28})$$

$$2\text{Re}(\mathcal{M}_{Z^0 U}) = \frac{4G_F m_{Z^0}^2 \eta_{L/R}^2}{\sqrt{2}} \frac{\hat{u}^2(\hat{s} - m_U^2)}{(\hat{t} - m_{Z^0}^2)[(\hat{s} - m_U^2)^2 + m_U^2 \Gamma_U^2]} . \quad (\text{A29})$$

We introduced the definitions

$$\eta'_L = \kappa_L \sqrt{L_e L_q} , \quad (\text{A30})$$

$$\eta'_R = \kappa_R \sqrt{R_e R_q} . \quad (\text{A31})$$

Finally, the cross section of the process $e^+ \bar{q} \rightarrow e^+ \bar{q}$, taking into account $F = 0$ scalar leptoquarks is

$$\left(\frac{d\hat{\sigma}}{d\cos\theta} \right)_{e^+ \bar{q} \rightarrow e^+ \bar{q}}^R = \frac{1}{32\pi\hat{s}} \left[|\mathcal{M}_\gamma|^2 + |\mathcal{M}'_{Z^0}|^2 + |\mathcal{M}'_R|^2 + 2\text{Re}(\mathcal{M}'_{\gamma Z^0}) \right. \\ \left. + 2\text{Re}(\mathcal{M}'_{\gamma R}) + 2\text{Re}(\mathcal{M}'_{Z^0 R}) \right] , \quad (\text{A32})$$

with $|\mathcal{M}_\gamma|^2$, $|\mathcal{M}'_{Z^0}|^2$, and $2\text{Re}(\mathcal{M}'_{\gamma Z^0})$ the same as in (A2), (A3) and (A5) respectively, and $|\mathcal{M}'_R|^2$, $2\text{Re}(\mathcal{M}'_{\gamma R})$, and $2\text{Re}(\mathcal{M}'_{Z^0 R})$ given by (A21), (A22) by (A23) respectively with the change $\hat{s} \leftrightarrow \hat{u}$.

For the vector leptoquarks, the cross section of this last process is

$$\left(\frac{d\hat{\sigma}}{d\cos\theta} \right)_{e^+ \bar{q} \rightarrow e^+ \bar{q}}^U = \frac{1}{32\pi\hat{s}} \left[|\mathcal{M}_\gamma|^2 + |\mathcal{M}'_{Z^0}|^2 + |\mathcal{M}''_U|^2 + 2\text{Re}(\mathcal{M}'_{\gamma Z^0}) \right. \\ \left. + 2\text{Re}(\mathcal{M}''_{\gamma U}) + 2\text{Re}(\mathcal{M}''_{Z^0 U}) \right] , \quad (\text{A33})$$

with \mathcal{M}'' given by (A27) to (A29) switching $\hat{s} \leftrightarrow \hat{u}$ and the other terms are the same as presented in (A32).

REFERENCES

- [1] S. Dimopoulos, Nucl. Phys. **B168**, 69 (1981); E. Farhi and L. Susskind, Phys. Rev. D**20**, 3404 (1979); J. Ellis *et al.*, Nucl. Phys. **B182**, 529 (1981).
- [2] For a review see, W. Buchmüller, Acta Phys. Austr. Suppl. **XXVII**, 517 (1985).
- [3] L. Abbott and E. Farhi, Phys. Lett. **B101**, 69 (1981); Nucl. Phys. **B189**, 547 (1981).
- [4] See, for instance, P. Langacker, Phys. Rep. **72**, 185 (1981).
- [5] J. L. Hewett and T. G. Rizzo, Phys. Rep. **183**, 193 (1989).
- [6] O. J. P. Éboli and A. V. Olinto, Phys. Rev. D**38**, 3461 (1988); J. L. Hewett and S. Pakvasa, *ibid.* **37**, 3165 (1988); J. Blümlein, E. Boos, and A. Kryukov, Z. Phys. **C76**, 137 (1997); M. Krämer, *et al.*, Phys. Rev. Lett. **79**, 341 (1997); J. L. Hewett and T. Rizzo, Phys. Rev. D**56**, 5709 (1997); T. Rizzo, preprint SLAC-PUB-7284 (hep-ph/9609267).
- [7] W. Buchmüller, R. Rückl, and D. Wyler, Phys. Lett. **B191**, 442 (1987).
- [8] J. Wudka, Phys. Lett. **B167**, 337 (1986); M. A. Doncheski and J. L. Hewett, Z. Phys. **C56**, 209 (1992); J. Blümlein, E. Boos, and A. Pukhov, Rev. Mod. Phys. **A9**, 3007 (1994); C. Friberg, E. Norrbin, and T. Sjöstrand, Phys. Lett. **B403**, 329 (1997); Z. Kunszt and W. J. Stirling, Z. Phys. **C75**, 453 (1997); J. Kalinowski *et al.*, Z. Phys. **C74**, 595 (1997); J. Blümlein, E. Boos, and A. Krykov, in the Proceedings of the 1996 HERA Physics Workshop (hep-ph/9608483); T. Plehn *et al.*, Z. Phys. **C74**, 611 (1997); J. Blümlein, Z. Phys. **C74**, 605 (1997)
- [9] J. L. Hewett and T. G. Rizzo, Phys. Rev. D**36**, 3367 (1987); J. L. Hewett and S. Pakvasa Phys. Lett. **B227**, 178 (1987); J. E. Cieza and O. J. P. Éboli, Phys. Rev. D**47**, 837 (1993); J. Blümlein and E. Boos, Nucl. Phys. **B37** (Proc. Suppl.), (1994) 181; C. G. Papadopoulos, preprint DEMO-HEP-97/04 (hep-ph/9703372); J. Blümlein, E. Boos, and A. Krykov, Phys. Lett. **B392**, 150 (1997); M. S. Berger, preprint IUHET-343

- (hep-ph/9609517); M. A. Doncheski and S. Godfrey, Phys. Lett. **B393**, 355 (1997); J. Blümein and R. Rückl, Phys. Lett. **B304**, 337 (1993)
- [10] F. Cuypers, Int. J. Mod. Phys. **A11**, 1627 (1996); F. Cuypers, P. H. Frampton, and R. Rueckl, Phys. Lett. **B390**, 221 (1997).
- [11] O. J. P. Éboli, E. M. Gregores, M. B. Magro, P. G. Mercadante, and S. F. Novaes, Phys. Lett. **B311**, 147 (1993); H. Nadeau and D. London, Phys. Rev. D**47**, 3742 (1993); M. A. Doncheski and S. Godfrey, Phys. Rev. D**51**, 1040 (1995); T. M. Aliev, E. Iltan, and N. K. Pak, Phys. Rev. D**54**, 4263 (1996); F. Cuypers, Nucl. Phys. **B474**, 57 (1996).
- [12] G. Bélanger, D. London, and H. Nadeau, Phys. Rev. D**49**, 3140 (1994).
- [13] A detail analyses of the signal and backgrounds for the processes (1)–(3) can be found in O. J. P. Éboli, R. Z. Funchal, and T. L. Lungov, Phys. Rev. D**57**, 1715 (1998); E. Tsesmelis, ATLAS internal note PHYS-NO-029; A. d’Avella, ATLAS internal note PHYS-NO-026; B. Dion *et al.*, Eur. Phys. J. **C2**, 497 (1998).
- [14] J. Ohnemus, S. Rudaz, T. F. Walsh, and P. M. Zerwas, Phys. Lett. **B334**, 203 (1994).
- [15] ALEPH Collaboration, D. Decamp *et al.*, Phys. Rep. **216**, 253 (1992); L3 Collaboration, O. Adriani *et al.*, Phys. Rep. **236**, 1 (1993); OPAL Collaboration, G. Alexander *et al.*, Phys. Lett. **B263**, 123 (1991).
- [16] DELPHI Collaboration, P. Abreu *et al.*, Phys. Lett. **B316**, 620 (1993).
- [17] S. Soldner-Rembold for the OPAL Collaboration, talk presented at the International Conference on Structure and Interactions of the Photon, Netherlands, May 1997 (hep-ex/9706003); DELPHI Collaboration, talk presented at the International Europhysics Conference (Jerusalem), DELPHI 97-112 CONF 94.
- [18] CDF Collaboration, F. Abe *et al.*, Phys. Rev. Lett. **79**, 4327 (1997); DØ Collaboration, B. Abbott *et al.*, Phys. Rev. Lett. **79**, 4321 (1997).

- [19] ZEUS Collaboration, M. Derrick *et al.*, Phys. Lett. **B306**, 173 (1993); H1 Collaboration, I. Abt *et al.*, Nucl. Phys. **B396**, 3 (1993); H1 Collaboration, S. Aid *et al.*, Phys. Lett. **B369**, 173 (1996).
- [20] O. Shanker, Nucl. Phys. **B204**, 375 (1982).
- [21] W. Buchmüller and D. Wyler, Phys. Lett. **B177**, 377 (1986); J. C. Pati and A. Salam, Phys. Rev. D **10**, 275 (1974).
- [22] M. Leurer, Phys. Rev. Lett. **71**, 1324 (1993); Phys. Rev. D **49**, 333 (1994).
- [23] P. Langacker, Phys. Lett. **B256**, 277 (1991); P. Langacker, M. Luo, and A. K. Mann, Rev. Mod. Phys. **64**, 87 (1992).
- [24] G. Bhattacharyya, J. Ellis, and K. Sridhar, Phys. Lett. **B336**, 100 (1994); erratum *ibid.* **B338**, 522 (1994).
- [25] O. J. P. Éboli, M. C. Gonzalez-Garcia, and J. K. Mizukoshi, Nucl. Phys. **B443**, 20 (1995); Phys. Lett. **B396**, 238 (1997).
- [26] S. Davidson, D. Bailey, and A. Campbell, Z. Phys. **C61**, 613 (1994).
- [27] P. Kessler, Nuovo Cim. **16**, 809 (1960); V. Baier, V. Fadin, and V. A. Khoze, Nucl. Phys. **B65**, 381 (1973); M. Chen and P. M. Zerwas, Phys. Rev. D **12**, 187 (1975); G. Altarelli and G. Parisi, Nucl. Phys. **B126**, 298 (1977).
- [28] F. Paige and S. Protopopescu, in *Supercollider Physics*, edited by D. Soper (World Scientific, Singapore, 1986), p. 41; H. Baer, F. Paige, S. Protopopescu, and X. Tata, in *Proceedings of the Workshop on Physics at Current Accelerators and Supercolliders*, edited by J. Hewett, A. White, and D. Zeppenfeld (Argonne National Laboratory, Argonne, 1993).

TABLES

LQ	Q_{em}	decay channels	Coupling ($\kappa_{L/R}$)
S_1	$-1/3$	$d \nu_e$	$-g_{1L}$
	$-1/3$	$u e^-$	$g_{1L} ; g_{1R}$
\tilde{S}_1	$-4/3$	$d e^-$	\tilde{g}_{1R}
S_3^+	$2/3$	$u \nu_e$	$\sqrt{2}g_{3L}$
S_3^-	$-4/3$	$d e^-$	$\sqrt{2}g_{3L}$
S_3^0	$-1/3$	$d \nu_e$	$-g_{3L}$
	$-1/3$	$u e^-$	$-g_{3L}$
$V_{2\mu}$	$-4/3$	$d e^-$	$g_{2L} ; -g_{2R}$
	$-1/3$	$u e^-$	g_{2R}
	$-1/3$	$d \nu_e$	$-g_{2L}$
$\tilde{V}_{2\mu}$	$-1/3$	$u e^-$	\tilde{g}_{2L}
	$2/3$	$u \nu_e$	$-\tilde{g}_{2L}$
R_2	$5/3$	$u e^+$	$h_{2L} ; h_{2R}$
	$2/3$	$u \bar{\nu}_e$	h_{2L}
	$2/3$	$d e^+$	$-h_{2R}$
\tilde{R}_2	$-1/3$	$d \bar{\nu}_e$	\tilde{h}_{2L}
	$2/3$	$d e^+$	\tilde{h}_{2L}
$U_{1\mu}$	$2/3$	$u \bar{\nu}_e$	h_{1L}
	$2/3$	$d e^+$	$h_{1L} ; h_{1R}$
$\tilde{U}_{1\mu}$	$5/3$	$u e^+$	\tilde{h}_{1R}
$U_3^{+\mu}$	$-1/3$	$d \bar{\nu}_e$	$\sqrt{2}h_{3L}$
$U_3^{-\mu}$	$5/3$	$u e^+$	$\sqrt{2}h_{2L}$
$U_3^{0\mu}$	$2/3$	$u \bar{\nu}_e$	h_{3L}
	$2/3$	$d e^+$	$-h_{3L}$

TABLE I. Scalar and vector leptoquarks that can be observed through their decays into a e^\pm and a jet and the correspondent decay channels. For simplicity we introduced the left- and right-handed leptoquarks in the same entry.

M_{lq} (GeV)	500	750	1000	1250	1500	2000	2500	3000
p_T^{min} (GeV)	200	300	400	500	600	800	1000	1000
ΔM (GeV)	40	40	40	50	50	50	60	60
p_T^{miss} (GeV)	30	30	30	60	60	60	80	80

TABLE II. Values of the cuts p_T^{min} , ΔM , and p_T^{miss} for several leptoquark masses.

	$e^- + \text{jet}$		$e^+ + \text{jet}$	
	C1 + C2	C1-C6	C1 + C2	C1-C6
\tilde{S}_1	16.3	2.30	9.98	0.576
S_{1L}	16.9	2.45	9.02	0.299
S_{1R}	26.0	4.95	10.0	0.579
S_3	32.9	6.86	12.9	1.37
V_{2L}^μ	24.6	3.85	12.0	0.953
V_{2R}^μ	60.6	12.1	16.0	1.88
\tilde{V}_2^μ	44.1	8.32	12.1	0.957
\tilde{R}_2	10.1	0.595	16.2	2.28
R_{2L}	10.1	0.594	25.8	4.93
R_{2R}	12.1	1.14	34.0	7.18
U_3^μ	17.9	2.32	87.0	18.3
U_{1L}^μ	10.1	0.505	16.2	1.91
U_{1R}^μ	12.2	0.971	24.5	3.83
\tilde{U}_1^μ	12.1	0.965	43.9	8.30
σ_{bg}	8.14	0.0451	8.00	0.0285
σ_W	68.3	1.05	68.5	0.928
σ_Z	33.9	0.050	31.7	0.013

TABLE III. Total cross section in fb for the signals and backgrounds for all leptoquark multiplets after and before applying the cuts C3–C6. We assumed $M_{\text{Lq}} = 1$ TeV and $\kappa = 0.3$ and smeared all the final state momenta.

Leptoquark	M_{Lq} (TeV)
S_{1L}	2.04
S_{1R}	2.40
\tilde{S}_1	1.92
S_{3BC}	2.47
V_{2L}	2.15
V_{2R}	2.92
\tilde{V}_2	2.73
R_{2L}	2.40
R_{2R}	2.56
\tilde{R}_2	1.92
U_{1L}	1.85
U_{1R}	2.14
\tilde{U}_1	2.73
U_{3BC}	3.21

TABLE IV. Attainable limits for the different leptoquark multiplets at 99.7% CL (3σ), assuming $\kappa = 0.3$ and an integrated luminosity of 100 fb^{-1} .

FIGURES

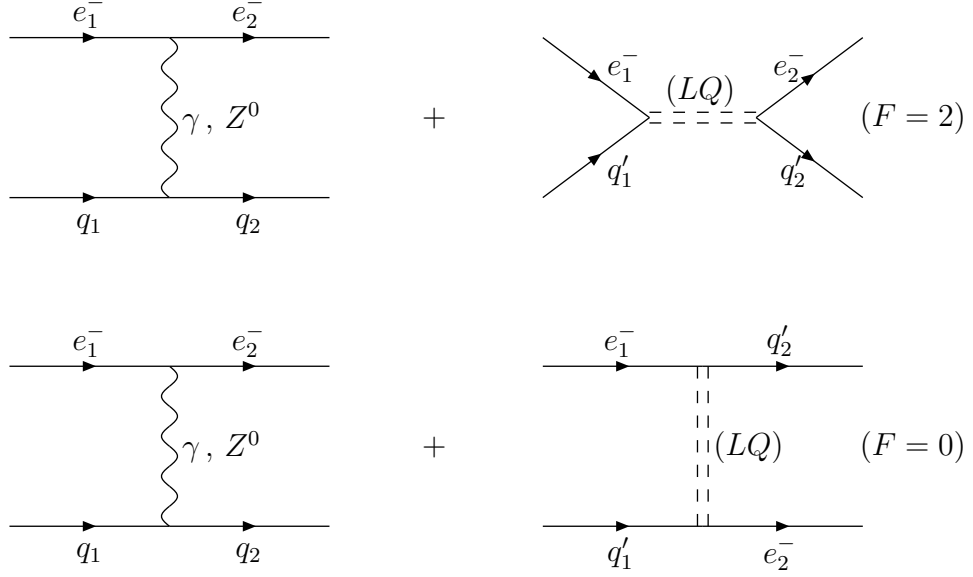


FIG. 1. Feynman diagrams that contribute to the process $e^- q \rightarrow e^- q$, with $q_i = u, d, s, c$ and $q'_i = u, d$. We denoted the scalar and vector leptoquarks by LQ .

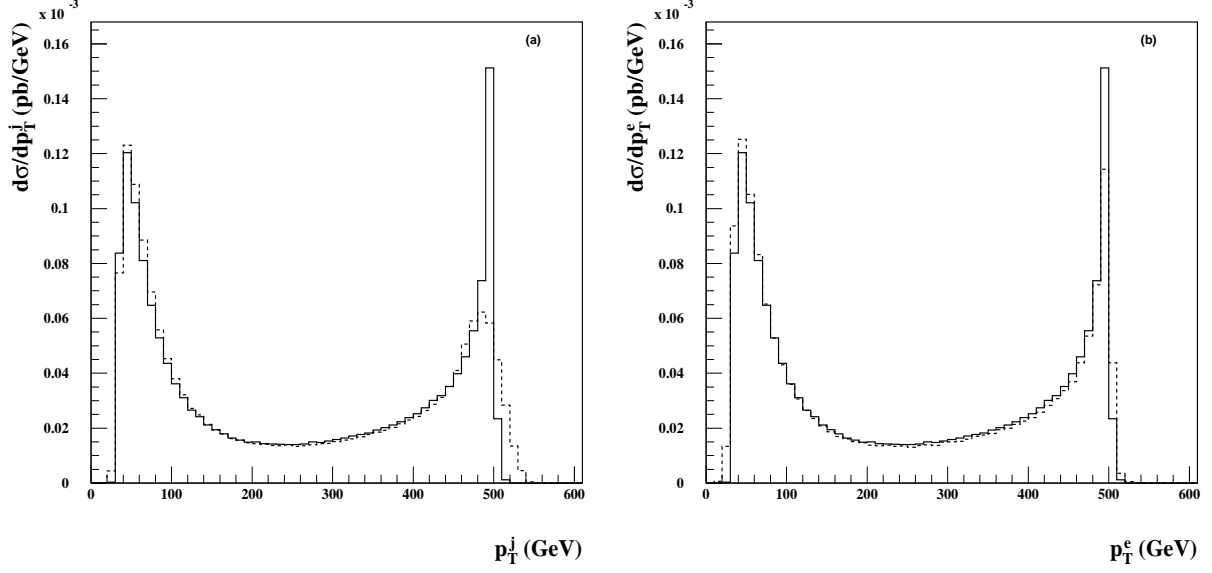


FIG. 2. p_T distributions of the jet (a) and e^\pm (b) originating from leptoquarks before (solid line) and after (dashed line) applying the calorimeter resolution for $M_{\text{Lq}} = 1$ TeV and $\kappa = 0.3$. We imposed the pseudorapidity cuts $|y_{e^\pm, j}| < 3.5$ and required the e -jet invariant mass to be in the range $|M_{\text{Lq}} \pm 40|$ (GeV).

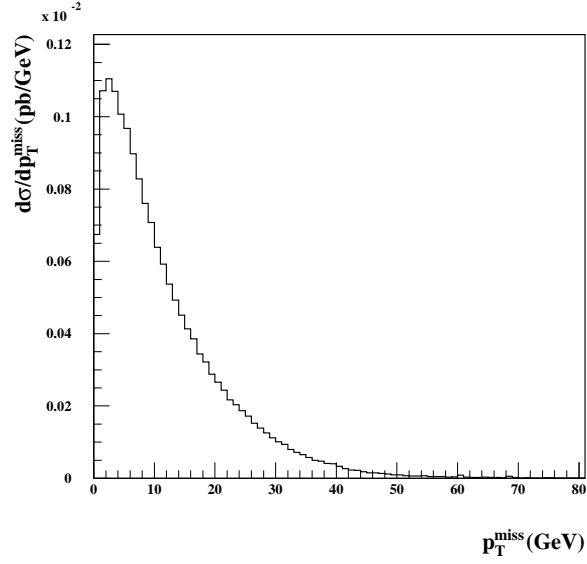


FIG. 3. Missing p_T distribution in the process (8) due to the calorimeter resolution. We assumed the same parameters and cuts used in Fig. 2.

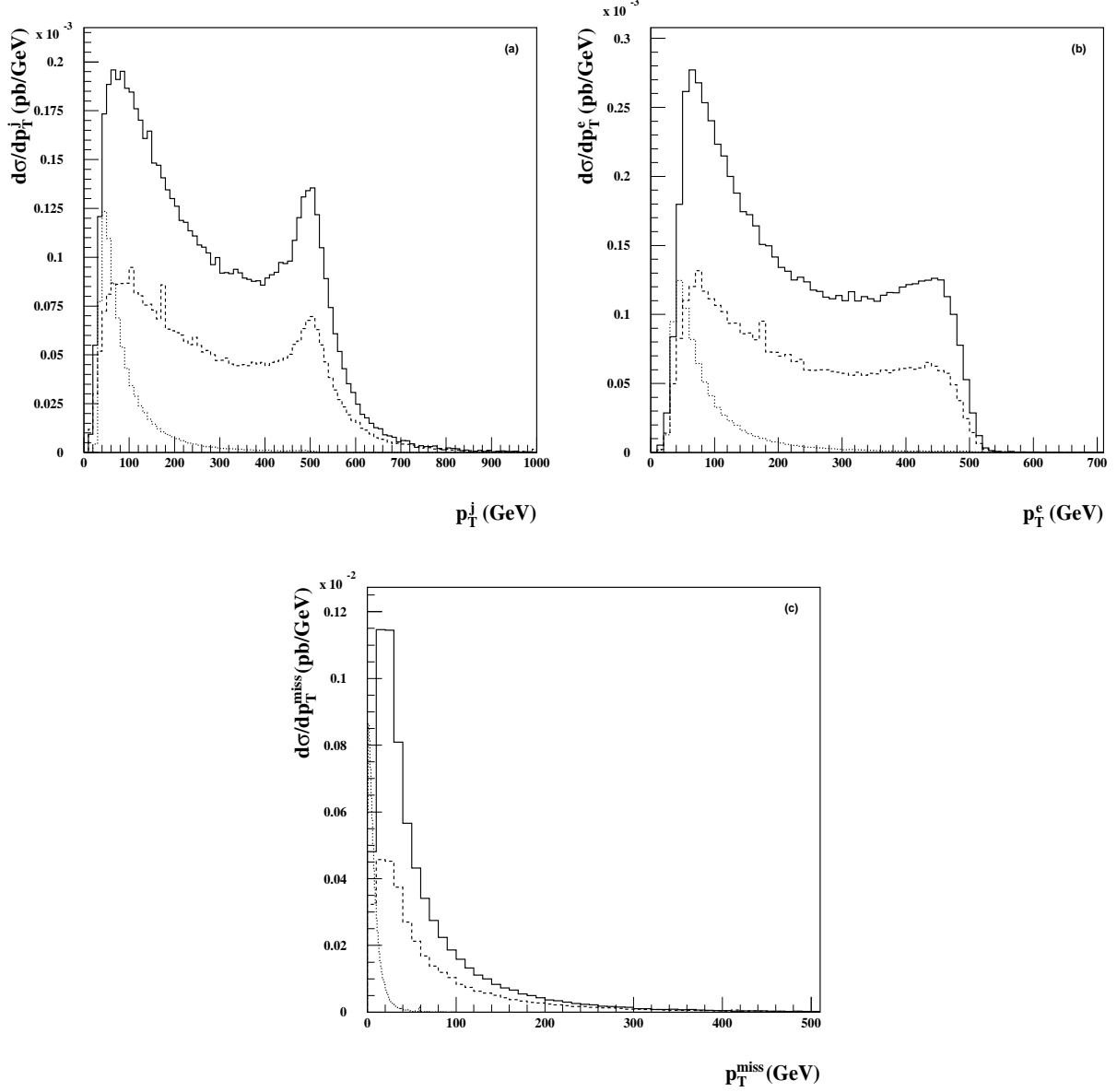


FIG. 4. Jet (a) , e^\pm (b), and missing (c) p_T spectrum originating from the W -jet (solid line), Z -jet (dashed line), and $eq \rightarrow eq$ with $\kappa = 0$ (dotted line) backgrounds after applying the calorimeter resolution. We imposed the same cuts used in Fig. 2 and required $p_T^{j,e} > 10$ GeV.

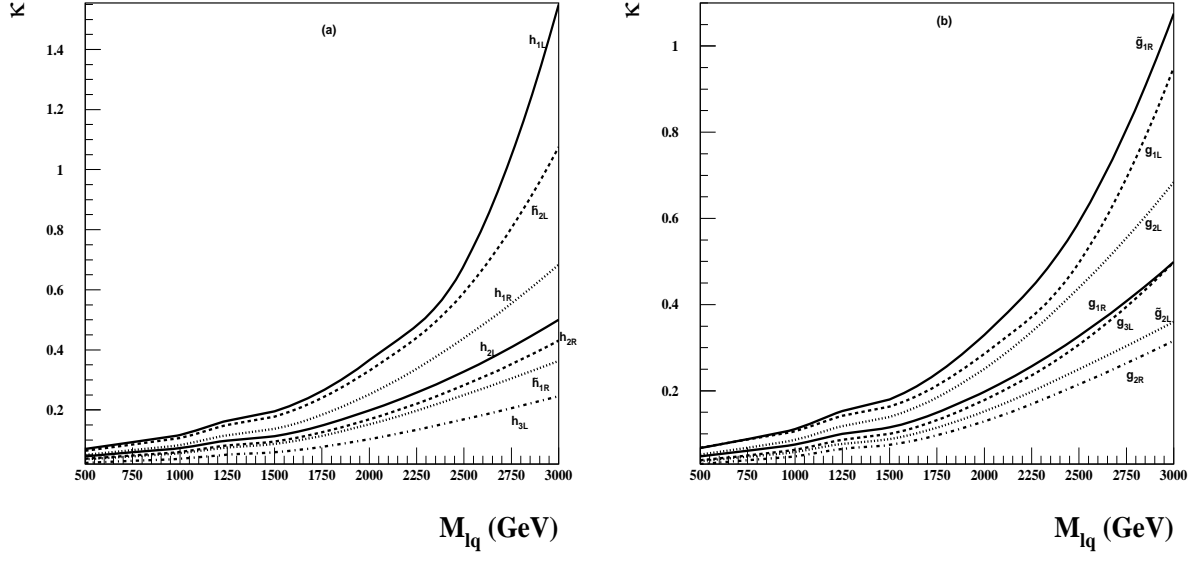


FIG. 5. 99.73% CL excluded regions in the plane κ - M_{lq} from negative searches of single production of leptiquarks with $F = 0$ (a) and $F = 2$ (b) for an integrated luminosity of 100 fb^{-1} .

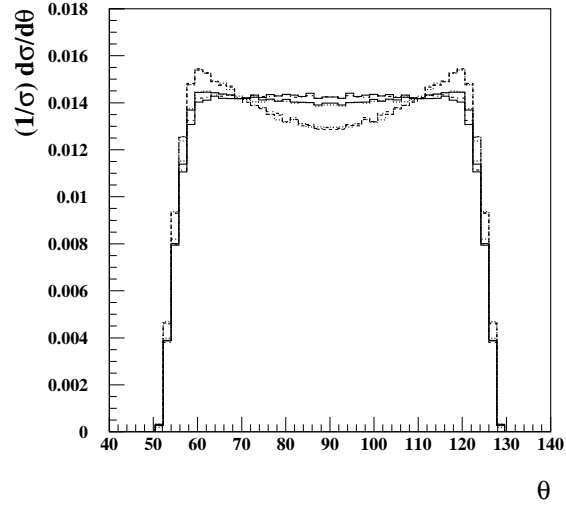


FIG. 6. Normalized polar angular distributions of the electron in the leptoquark rest frame, including the $W + \text{jet}$ background. We assumed that $\kappa = 0.3$ and $M_{\text{Lq}} = 1 \text{ TeV}$ and imposed the cuts C1–C6. The flatter lines correspond to the scalar $F = 2$ leptoquarks while the peaked ones to the vector $F = 2$ ones.

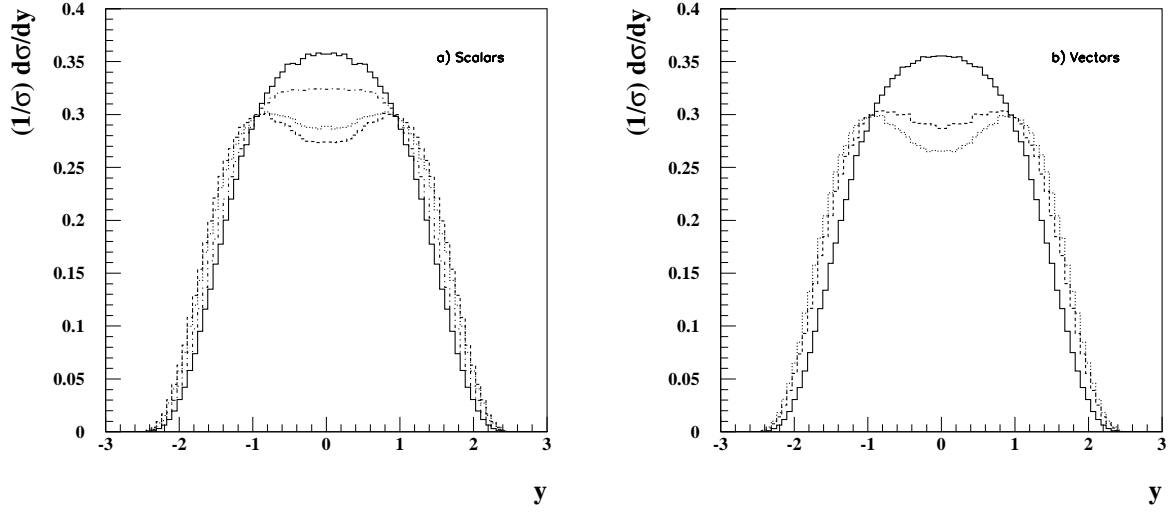


FIG. 7. Normalized pseudorapidity distributions of the leptoquarks, including the $W + \text{jet}$ background. We show the results for all types of leptoquarks with $F = 2$, considering $\kappa = 0.3$ and $M_{\text{lq}} = 1 \text{ TeV}$. In (a) the solid line is for \tilde{S}_1 , the dashed line stands for S_{1R} , the dotted line represents S_{1L} , and the dashed-dotted line is for S_{3BC} . In (b) the solid line is for V_{2L}^μ the dashed line represents V_{2R}^μ , and the dotted line stands for \tilde{V}_2^μ .