

# Multiplicity distributions at high energies as a sum of Poissonian-like distributions

O. G. Tchikilev

*Institute for High Energy Physics, Moscow region, 142284 Protvino, Russia*

(October 26, 2019)

## Abstract

It is shown that at collider energies experimental distributions in the multiplicity  $n$  of negatively charged particles in inelastic and non-single diffractive  $\bar{p}p$  collisions are well parameterized by a sum of so-called Gupta-Sarma distributions having the Poisson distribution as a particular case. This extends the earlier description of the multiplicity distributions in hadron-hadron collisions at c.m. energies below 65 GeV by the two parameter sum of Poissonians. Implications of the proposed parametrization for the LHC energy are discussed. PACS numbers: 13.85.Hd, 12.39.-x

## I. INTRODUCTION

Charged particle multiplicity distributions in inelastic hadron-hadron collisions at high energies are usually described by the negative binomial (NB), for an experimental review see Ref. [1]. However the appearance of the shoulder structure observed for the first time by the UA5 Collaboration [2] has led to the use of the weighted sum of two NB's with five free parameters [3], where the first NB describes the contribution of soft events (events without minijets) and the second one describes the contribution of semihard events (events with minijets). The aim of this paper is to extend to the collider energies another phenomenological parametrization giving better agreement with lower energy data than NB both for  $p(\bar{p})p$  [4,5] and meson-proton [6,5] collisions. In the Refs. [4,5] the multiplicity distribution  $P_n$  of negatively charged particles produced in inelastic  $p(\bar{p})p$  collisions at the center of mass energies  $\sqrt{s}$  below 63 GeV have been fairly well described by a two parameter sum of Poissonians. This approach is based on a simple minded quark-parton model in which quarks  $q$  interact pairwise independently of one another with the same conditional probability  $\varepsilon$  and each  $qq$  interaction leads to the same multiplicity distribution in the final state. The probabilities for events with 0, 1, 2 or 3  $qq$  interactions are equal respectively to  $(1 - \varepsilon)^3$ ,  $3\varepsilon(1 - \varepsilon)^2$ ,  $3\varepsilon^2(1 - \varepsilon)$  and  $\varepsilon^3$  and in terms of a probability generating function, p.g.f. (for a mathematical formalism see Refs. [7,8]) it leads to the relation

$$G(z) = \sum P_n z^n = (1 - \varepsilon + \varepsilon\varphi(z))^3, \quad (1)$$

where  $G(z)$  is the p.g.f. for the final distributon and  $\varphi(z)$  is the p.g.f. for events with one parton-parton collision. The p.g.f.'s for events with two or three parton-parton collisions are simply convolutions  $\varphi^2(z)$  and  $\varphi^3(z)$ . Good description of the experimental data has been obtained with  $\varphi(z) = \exp(S(z - 1))$ , the p.g.f. for the Poisson distribution. This parametrization had the strong energy dependence of the parameter  $\varepsilon$  [4], more smooth energy dependence of the  $\varepsilon$  was observed [5] when the Poissonian was replaced by the Poisson distribution truncated at zero multiplicity with the p.g.f.  $\varphi'(z) = (\varphi(z) - \varphi(0))/(1 - \varphi(0))$ .

The need for the truncation at zero is explained for  $pp$  collisions by non-zero electric charge of the initial  $uu$ ,  $ud$  and  $dd$  pairs leading to the reduced probability to have zero charged particles in the final state. This is not the case for  $\bar{p}p$  collisions where  $\bar{u}u$  and  $\bar{d}d$  pairs (5 out of 9 combinations) are neutral.

The model [4–6] is modified in the present paper in the two aspects:

a) The Poisson distribution is replaced by the so-called Gupta-Sarma (GS) distribution [9,10] with the p.d.f.

$$g(z) = \exp\left(\frac{-S(1-z)}{1+r(1-z)}\right). \quad (2)$$

The GS distribution having the Poissonian as a particular case at  $r = 0$  and known in mathematical statistics under the name of the Pólya-Aeppli distribution [11] has physical interpretation in the framework of different models [12–14], see discussion in Refs. [15,16]. In the approach advocated by Biyajima et al. [12] and Finkelstein [13] the multiplicity distribution originates from the Poisson distribution of some clusters, each cluster obeys Furry-Yule (or truncated at zero Bose-Einstein) distribution, finally it leads to the p.g.f. (2). One can note that the same form (2) is valid when the p.d.f. for cluster decay distribution is a linear fraction  $(1 + \Delta(1 - z))/(1 + r(1 - z))$ , usual for the theory of branching processes, Ref. [17]. In the Gupta-Sarma approach [9,10] the system after collision is viewed as one highly excited hadron emitting entity obeying the branching process with the probability per infinitesimal time  $\Delta t$  to produce  $k$  new particles proportional to  $\lambda^k \Delta t$ , where  $\lambda$  is positive constant. The solution of the corresponding evolution equation for initial condition with zero particles leads to the p.g.f. of the form (2). In the Chau-Huang approach [14] the GS distribution is obtained from the statistical Ising model.

b) As suggested in the Ref. [5] events with zero parton-parton collisions can represent the diffractive-like processes, with the fraction of diffractive-like events given by the  $(1 - \varepsilon)^3$ . It has been established that the multiplicity distribution for diffractive system with effective mass  $M$  looks like the multiplicity distribution in  $pp$  collisions at the c.m. energy  $\sqrt{s} = M$ , see Ref. [18] for a review on diffraction. In this paper we approximate the diffractive

contribution by the form (1) with  $\varphi(z)$  equal to the p.g.f. for the Poissonian under the crude assumption that the integrated over  $M$  distribution is similar to the distribution at some effective mass  $\overline{M}$  and the final p.g.f. is given by

$$G(z) = (1 - \varepsilon)^3 \varphi_d + 3\varepsilon(1 - \varepsilon)^2 g(z) + 3\varepsilon^2(1 - \varepsilon) g^2(z) + \varepsilon^3 g^3(z) \quad (3)$$

with

$$\varphi_d(z) = (1 - \varepsilon + \varepsilon \exp(S_d(z - 1)))^3. \quad (4)$$

More careful description of the diffractive-like events with integration over  $M$  is given in Refs. [19,20].

In the section II the main characteristics of the Gupta-Sarma distribution are summarized. In the section III we present results of fits to the available  $pp$  data and to the  $\bar{p}p$  data obtained at the  $S\bar{p}pS$  collider. In the section IV the discussion and the conclusions are given.

## II. CHARACTERISTICS OF THE GUPTA-SARMA DISTRIBUTION.

The mean multiplicity  $\langle n \rangle$  and its dispersion  $D = (\langle n^2 \rangle - \langle n \rangle^2)^{1/2}$  are easily obtained from the p.d.g. (2) using formulae  $\langle n \rangle = dg/dz|_{z=1}$  and  $D^2 = \langle n^2 \rangle - \langle n \rangle^2 = d^2 \ln g(z)/dz^2|_{z=1}$

$$\langle n \rangle = S, \quad D^2 = \langle n \rangle (1 + 2r). \quad (5)$$

To obtain expressions for probabilities  $g_n$  one can use the method proposed by Finkelstein [13]. The p.g.f. is expressed as a sum of powers  $(z/(1 + r(1 - z)))^k$ , where the denominator represents the well known NB. Then, the contribution to  $g_n$  with  $n \neq 0$  from the  $k$ -th term is equal to the NB probability to have  $n - k$  particles and finally it gives

$$g_n = g_0 \sum_{k=1}^n \frac{(n-1)!}{(n-k)!(k-1)!k!} a^k b^{n-k} \quad (6)$$

with

$$a = \frac{S}{(1+r)^2}, \quad b = \frac{r}{1+r}, \quad (7)$$

and

$$g_0 = g(0) = \exp\left(\frac{-S}{1+r}\right). \quad (8)$$

One can note [12,15] that the GS distribution is a particular case of the partially coherent laser distribution PCLD (see review of the PCLD in [7]). Indeed the p.g.f. for the PCLD is the product of the p.d.f. (2) and  $(1+r(1-z))^{-k}$ , i.e. the convolution of the GS and NB distributions. It gives the expressions for  $g_n$  in terms of the Laguerre polynomials [21]

$$g_n = \left(\frac{r}{1+r}\right)^n \exp\left(\frac{-S}{1+r}\right) L_n^{-1}\left(\frac{-S}{r(1+r)}\right). \quad (9)$$

Using iteration relations for the Laguerre polynomials [21] one can obtain next iteration relations for  $g_n$

$$(n+1)g_{n+1} = (a + 2nb)g_n - (n-1)b^2g_{n-1} \quad (10)$$

at  $n > 1$  and

$$g_1 = ag_0. \quad (11)$$

These iteration relations can be useful for calculations at large  $n$  values.

### III. RESULTS OF FITS

Both for  $pp$  and  $\bar{p}p$  data we calculate the number of negatively charged particles as  $n = (n_{ch} - 2)/2$ , i.e. we count the number of produced pairs of charged particles. As mentioned above, we truncate the distribution for parton-parton collision in the fits to the  $pp$  data and do not truncate it for  $\bar{p}p$  data at the collider energies.

The  $pp$  data used [22-39] are the same as in Refs. [4,5] with additional measurement from Ref. [31]. In the Table 1 the results of fits to the distribution with the p.g.f. (3) are given for the case  $r = 0$ . The agreement with experimental data is good, this is expected

since even the two-parametr parametrization with the diffractive contribution concentrated at zero multiplicity was successful [4,5]. One can note also that the mean multiplicity for diffractive contribution, proportional to  $S_d$  increases slowly with energy.

Non-single diffractive (NSD) multiplicity distributions, measured by the UA5 Collaboration [2,40] have been parameterized by the distribution (3) without diffractive component, i.e. by the distribution with three other “parton-parton collision” components normalized by the factor  $(1 - (1 - \varepsilon)^3)^{-1}$ . Inelastic multiplicity distribution at  $\sqrt{s} = 546$  GeV [40] has been parameterized by the full distribution (3). The results of the fits are given in the table 2 both for  $\varepsilon = 0.456$  and for free  $\varepsilon$ . The fixed value of the  $\varepsilon$  was chosen on the assumption that the fraction of diffractive like events is equal to 16%, the fraction of the single diffractive events measured by the CDF Collaboration at 546 GeV [41]. The fraction measured by the UA5 Collaboration is equal to 11 % [40], corresponding conditional probability  $\varepsilon$  is equal to 0.52.

The results of the fits with free  $\varepsilon$  are illustrated in Figs. 1-3 respectively for inelastic and NSD data at 546 GeV [40] and for NSD data at 900 GeV [2]. The quality of the fits is quite good, the fluctuations in the parameter  $\varepsilon$  are explained by the our crude treatment of the diffractive component and possible bias in the experimental data. We have ignored also the nonnegligible contribution of the double diffraction processes in the NSD data. The influence of the high multiplicity tail on the fit parameters has been observed also, the fit in the region  $n_{ch} < 80$  of the inelastic data at 546 GeV gives more reasonable value of  $S_d$  near 3, significantly smaller than the values  $S_d$  in the Table 2.

#### IV. DISCUSSION AND CONCLUSIONS

The possibility that multiplicity distributions at high energies can split into several structures has been predicted more the 25 years ago [42]. For example Nielsen and Olesen made the statement [43]: “if we go to high enough energy one should see a separation of the multiplicity spectrum in a series of equidistant peaks at  $n \sim n_1, 2n_1, 3n_1, \dots$ ”. Kaidalov

and Ter-Martirosyan in the framework of the quark-gluon string model have predicted three peaks in the multiplicity distribution at  $\sqrt{s} = 100$  TeV [44]. These Regge-type models [42,44] in principle predict more than three peaks (structures) in contrast to our approach with maximum three nondiffractive structures. The prediction for NSD multiplicity distribution at LHC energy  $\sqrt{s} = 14$  TeV, calculated with parameters  $\varepsilon = 0.456$ ,  $r = 0.8$  and  $S$  fixed by the expected mean multiplicity  $\langle n_{ch} \rangle = 67.2$  is given in the Fig. 4. It seems to be intermediate between the drastic predictions of the Regge-type models and more flat predictions based on the parametrization by the weighted sum of the two NB's [45,46].

In conclusion, the multiplicity distributions at collider energies have been fairly well parameterized by the sum of Poisson-like GS distributions, with one GS distribution describing the multiplicity distribution for one “parton-parton” collision. An attempt has been made to connect the fractions of events with 1, 2 or 3 “parton-parton” collisions with the fraction of diffractive-like events in a framework of the simple minded parton model.

## REFERENCES

- [1] C. Geich-Gimbel, Int. J. Mod. Phys. **4**, 1527 (1989).
- [2] R.E. Ansorge et al., Z. Phys. **C43**, 357 (1989).
- [3] C. Fuglesang, in Multiparticle Dynamics: Festschrift for Léon Van Hove (La Thuile, Italy, 1989), eds A. Giovannini and W. Kittel, World Scientific, Singapore, 1990, p. 193.
- [4] P.V. Chliapnikov and O.G. Tchikilev, Yad. Fiz. **53**, 1374 (1991), English translation in Sov. J. Nucl. Phys. **53**, 849 (1991).
- [5] P.V. Chliapnikov and O.G. Tchikilev, Yad. Fiz. **55**, 779 (1992), English translation in Sov. J. Nucl. Phys. **55**, 432 (1992).
- [6] P.V. Chliapnikov and O.G. Tchikilev, Yad. Fiz. **54**, 820 (1991), English translation in Sov. J. Nucl. Phys. **54**, 494 (1991).
- [7] P. Carruthers and C.C. Shih, Int. J. Mod. Phys. **A2**, 1447 (1987).
- [8] E.A. De Wolf, I.M. Dremin and W. Kittel, Phys. Rep. **270**, 1 (1996).
- [9] V. Gupta and N. Sarma, Z. Phys. **C52**, 53 (1991).
- [10] V. Gupta and N. Sarma, Z. Phys. **C55**, 627 (1992).
- [11] N.L. Johnson, S. Kotz and A.W. Kemp, “Univariate discrete distributions”, J. Wiley&Sons, NY, 1993.
- [12] M. Biyajima, T. Kawabe and N. Suzuki, Phys. Lett. **B189**, 466 (1987); M. Biyajima, K. Shirane and N. Suzuki, Phys. Rev. **D37**, 1824 (1988); M. Biyajima, M. Blazek and N. Suzuki, *ibid.* **D39**, 203 (1989).
- [13] J. Finkelstein, Phys. Rev. **D37**, 2446 (1987).
- [14] L.L. Chau and D.W. Huang, Phys. Lett. **B283**, 1 (1992); Phys. Rev. Lett. **70**, 3380 (1993).



- [15] S. Chatuvredi, V. Gupta and S.K. Soni, Mod. Phys. Lett. **A9** , 3359 (1994).
- [16] D.W. Huang, Mod. Phys. Lett. **A11**, 2681 (1996).
- [17] M.S. Bartlett, “An introduction to stochastic processes with special reference to methods and applications”, Cambridge U.P., Cambridge, 1955.
- [18] K. Goulianos, Phys. Rep. **101**, 169 (1983).
- [19] K. Goulianos, S.L. Segler, H. Sticker and S.N. White, Phys. Rev. Lett. **48**, 1454 (1982).
- [20] C.S. Lam and P.S. Yeung, Phys.Rev. **D28**, 1213 (1983).
- [21] H. Bateman and A. Erdélyi, “Higher transcendental functions”, vol. 2, McGraw Hill, NY, 1953.
- [22] V. Blobel et al., Nucl. Phys. **B95**, 221 (1975).
- [23] M. Yu. Bogolyubsky et al., Yad. Fiz. **46**, 1680 (1987), English translation in Sov. J. Nucl. Phys. **46**, 1002 (1987).
- [24] V. V. Ammosov et al., Phys. Lett. **42B**, 512 (1972).
- [25] C. Bromberg et al., Phys. Rev. **D15**, 64 (1977).
- [26] V. V. Babintsev et al., “The analysis of secondary particle multiplicity distributions in  $pp$  interactions at 69 GeV/c”, preprint M-25, IHEP, Serpukhov, 1976.
- [27] W. M. Morse et al., Phys. Rev. **D15**, 66 (1977).
- [28] C. Bromberg et al., Phys. Rev. Lett. **31**, 1563 (1973).
- [29] D. Brick et al., Phys. Rev. **D25**, 2794 (1982).
- [30] A. Brenner et al., Phys. Rev. **D26**, 1487 (1982).
- [31] J. Allday et al., Z. Phys. **C40**, 29 (1988).
- [32] S. Barish et al., Phys. Rev. **D9**, 2689 (1974).

- [33] M. Adamus et al., Phys. Lett. **177B**, 239 (1986).
- [34] A. Firestone et al., Phys. Rev. **D10**, 2080 (1974).
- [35] F. T. Dao et al., Phys. Rev. Lett. **29**, 1627 (1972).
- [36] J. L. Bailly et al., Z. Phys. **C23**, 205 (1984).
- [37] H. Kichimi et al., Phys. Rev. **D20**, 37 (1979).
- [38] A. Breakstone et al., Phys. Rev. **D30**, 528 (1984).
- [39] K. Ammar et al., Phys. Lett. **178B**, 124 (1986).
- [40] G. J. Alner et al., Phys. Rep. **154**, 247 (1987).
- [41] F. Abe et al., Phys. Rev. **D50**, 5535 (1994).
- [42] V. A. Abramovskii and O. V. Kancheli, Pisma Zh. Eksp. Teor. Fiz. **15**, 559 (1972),  
English translation in JETP Lett. **15**, 397 (1972)
- [43] H. B. Nielsen and P. Olesen, Phys. Lett. **43B**, 37 (1973).
- [44] A. B. Kaidalov and K. A. Ter-Martirosyan, Yad. Fiz. **40**, 211 (1984), English translation  
in Sov. J. Nucl. Phys. **40**, 135 (1984).
- [45] A. Giovannini and R. Ugoccioni, “Soft and semi-hard structure in multiparticle production in high energy collisions”, preprint DFTT 65/97, Torino, hep-ph/9710361, to be published in the Proc. of the XXVII Int. Symp. on Multiparticle Dynamics, Frascati (Italy), September 8-12, 1997.
- [46] The FELIX Letter of Intent, “A full acceptance detector at the LHC”, CERN/LHCC 97-45 LHCC/I10.

# TABLES

TABLE I. Results of the fits to the negatively charged particle multiplicity distributions in inelastic  $pp$  collisions [22-39].

Ref.	$\sqrt{s}$ (GeV)	$\varepsilon$	$S$	$S_d$	$\chi^2/\text{NDF}$
[22]	6.84	$0.336 \pm 0.002$	$0.203 \pm 0.006$	$0.032 \pm 0.013$	21.1/5
[23]	7.87	$0.381 \pm 0.004$	$0.325 \pm 0.011$	0	3.9/5
[24]	9.78	$0.441 \pm 0.015$	$0.521 \pm 0.040$	0	7.5/6
[25]	10.69	$0.470 \pm 0.014$	$0.500 \pm 0.044$	0	2.8/5
[26]	11.46	$0.470 \pm 0.008$	$0.671 \pm 0.019$	$0.013 \pm 0.040$	18.6/7
[27]	13.76	$0.472 \pm 0.009$	$0.940 \pm 0.028$	0	19.1/7
[28]	13.90	$0.483 \pm 0.010$	$0.855 \pm 0.032$	$0.003 \pm 0.041$	7.3/7
[29]	16.66	$0.491 \pm 0.006$	$1.170 \pm 0.021$	$0.012 \pm 0.021$	18.3/10
[30]	18.17	$0.523 \pm 0.031$	$1.224 \pm 0.094$	0	2.4/7
[31]	19.42	$0.551 \pm 0.016$	$1.197 \pm 0.054$	$0.074 \pm 0.074$	9.0/8
[32]	19.66	$0.538 \pm 0.011$	$1.243 \pm 0.034$	$0.070 \pm 0.071$	7.3/10
[33]	21.7	$0.512 \pm 0.011$	$1.460 \pm 0.040$	$0.135 \pm 0.063$	14.3/11
[34]	23.76	$0.563 \pm 0.012$	$1.486 \pm 0.039$	$0.112 \pm 0.066$	10.4/11
[35]	23.88	$0.561 \pm 0.019$	$1.601 \pm 0.074$	$0.246 \pm 0.148$	11.2/10
[36]	26.0	$0.577 \pm 0.010$	$1.638 \pm 0.034$	$0.102 \pm 0.054$	8.4/10
[28]	27.6	$0.542 \pm 0.013$	$1.720 \pm 0.059$	$0.096 \pm 0.057$	17.8/13
[37]	27.6	$0.555 \pm 0.016$	$1.565 \pm 0.077$	$0.027 \pm 0.068$	4.3/9
[38]	30.4	$0.528 \pm 0.021$	$2.000 \pm 0.077$	$0.300 \pm 0.157$	3.1/14
[39]	38.8	$0.576 \pm 0.008$	$2.059 \pm 0.031$	$0.273 \pm 0.085$	8.3/13
[38]	44.5	$0.538 \pm 0.021$	$2.441 \pm 0.086$	$0.438 \pm 0.167$	4.9/16
[38]	52.6	$0.549 \pm 0.016$	$2.647 \pm 0.068$	$0.381 \pm 0.142$	12.2/18
[38]	62.2	$0.552 \pm 0.017$	$2.887 \pm 0.070$	$0.426 \pm 0.168$	16.7/17

TABLE II. Results of the fits to the negatively charged particle multiplicity distributions in  $\bar{p}p$  interactions [2,40].

events	$\sqrt{s}$ (GeV)	$\varepsilon$	$S$	$S_d$	r	$\chi^2/\text{NDF}$
NSD	200	0.456	$5.965 \pm 0.076$		$0.170 \pm 0.056$	19.7/29
		$0.264 \pm 0.038$	$7.441 \pm 0.304$		$0.297 \pm 0.084$	9.2/28
NSD	546	0.456	$8.429 \pm 0.053$		$0.468 \pm 0.030$	61.3/45
		$0.352 \pm 0.018$	$9.453 \pm 0.187$		$0.558 \pm 0.038$	32.6/44
incl.	546	0.456	$7.410 \pm 0.091$	$11.071 \pm 0.458$	$0.832 \pm 0.075$	39.4/44
		$0.536 \pm 0.027$	$6.743 \pm 0.067$	$11.811 \pm 0.326$	$0.794 \pm 0.067$	29.9/43
NSD	900	0.456	$10.400 \pm 0.100$		$0.703 \pm 0.065$	77.0/52
		$0.304 \pm 0.029$	$12.213 \pm 0.394$		$0.823 \pm 0.095$	20.9/51

# FIGURES

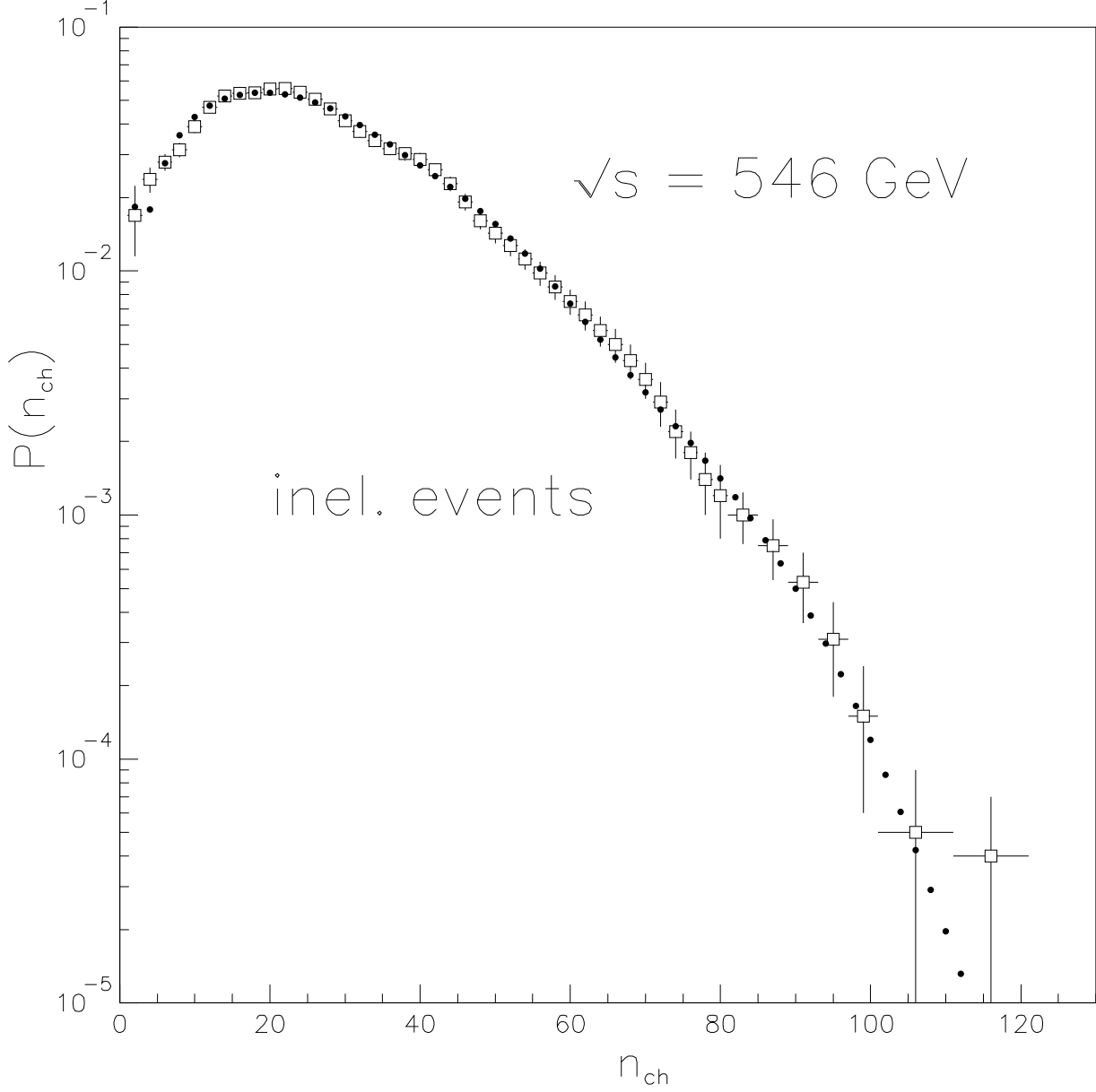


FIG. 1. Multiplicity distribution for inelastic antiproton-proton collisions at the c.m. energy 546 GeV [40] (squares) compared with results of the fit (full dots).

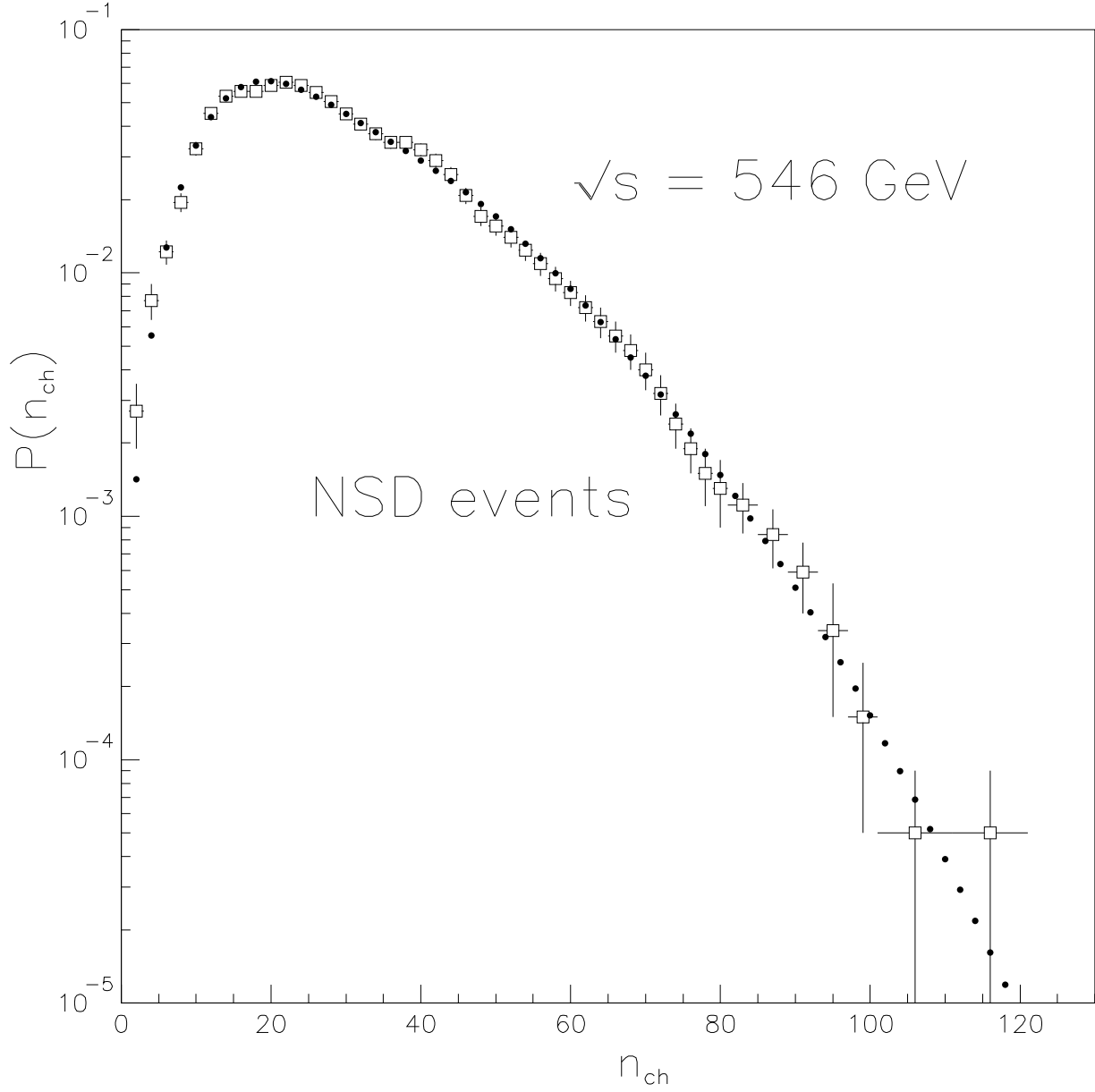


FIG. 2. Multiplicity distribution for NSD collisions at the c.m. energy 546 GeV [40] (squares) compared with results of the fit (full dots).

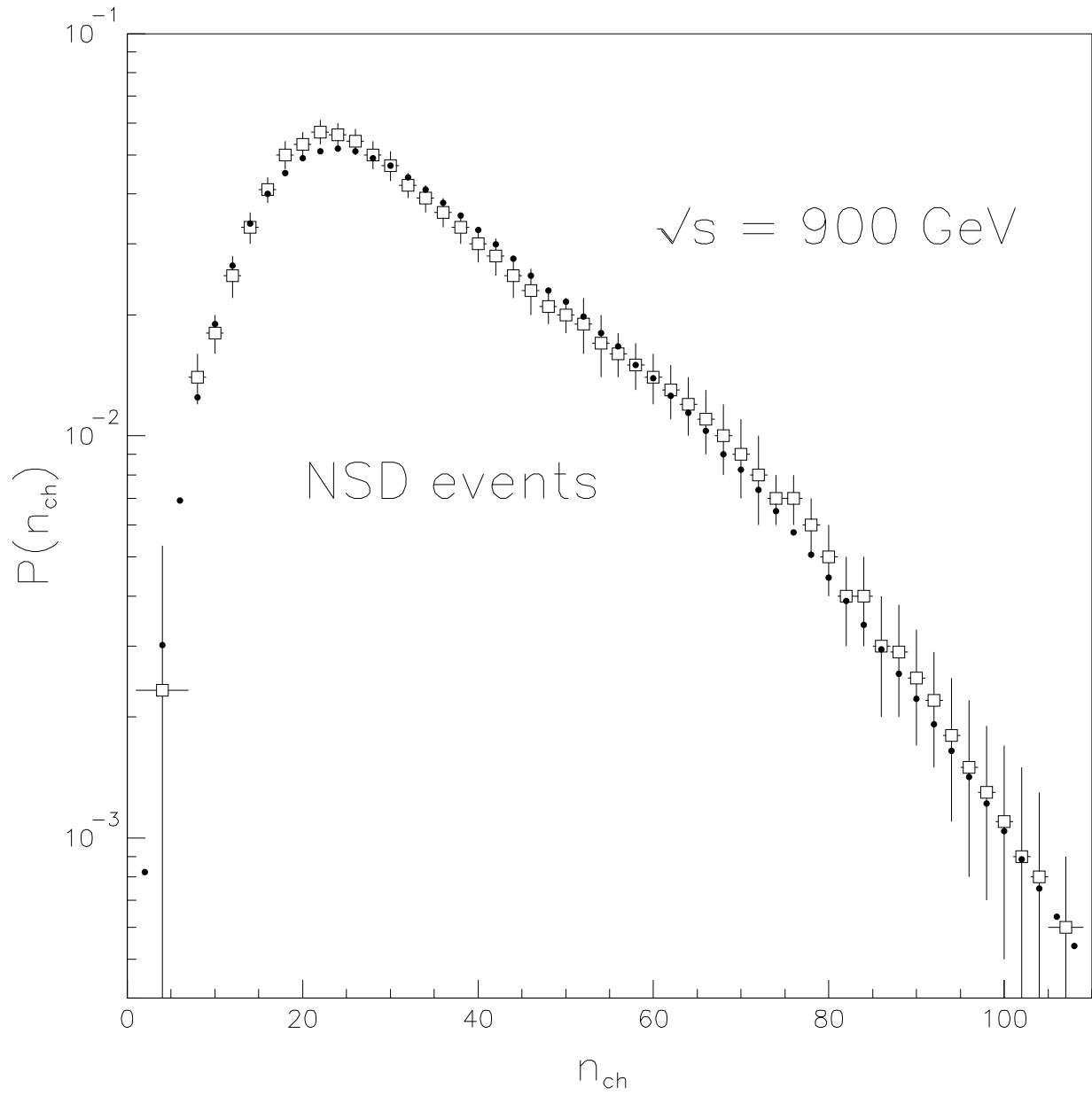


FIG. 3. Charge particle multiplicity distribution for NSD collisions at the c.m. energy 900 GeV [2] (squares) compared with results of the fit (full dots).

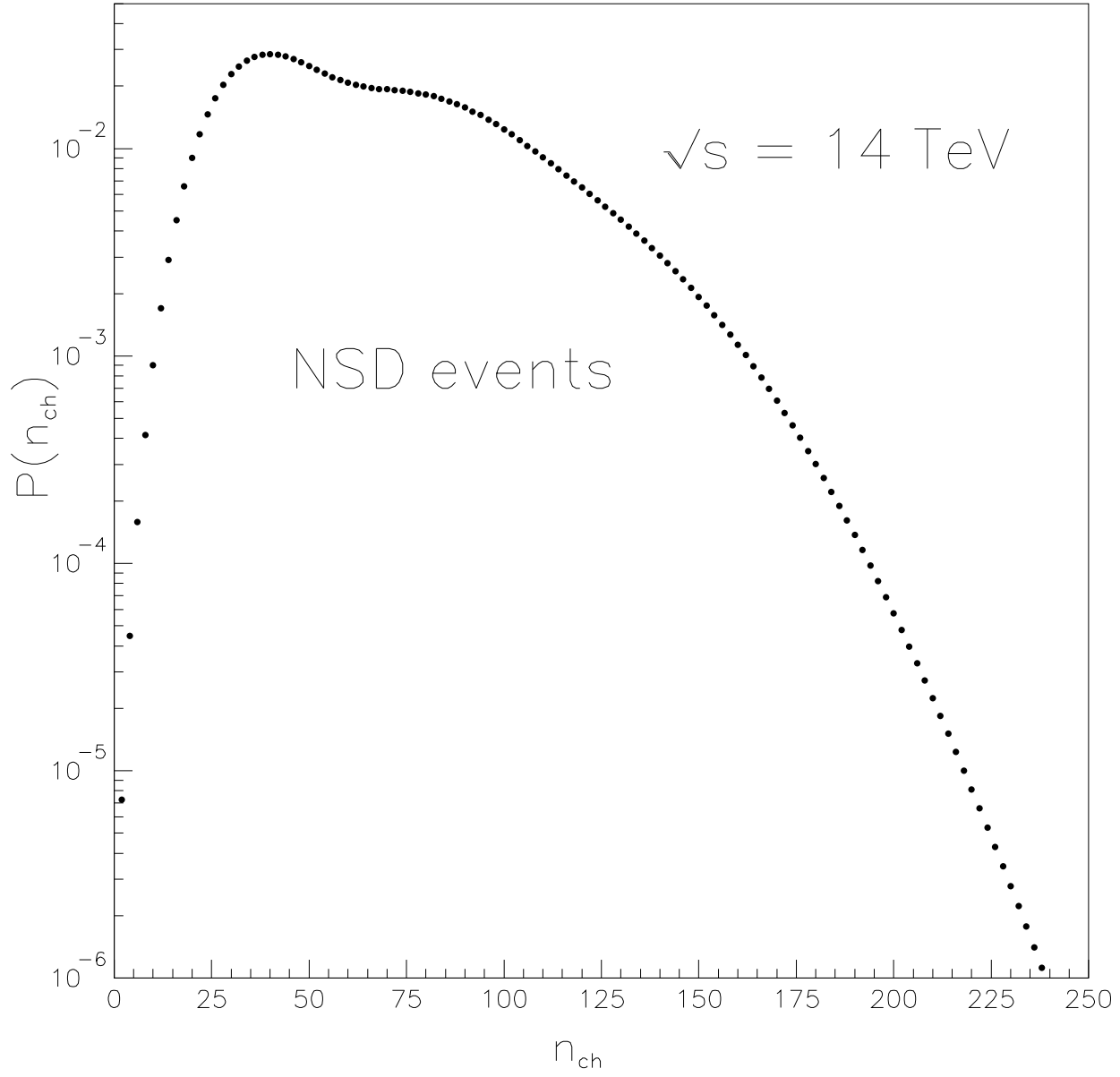


FIG. 4. Prediction of the NSD charged particle multiplicity distribution at the LHC energy 14 TeV.