

THE RUNNING BFKL: PRECOCIOUS ASYMPTOTIA FOR CHARM AND THE $dF_2/d\log Q^2$ - PUZZLE ^a

V. R. ZOLLER

Institute for Theoretical and Experimental Physics,

Moscow 117218, Russia

E-mail: zoller@heron.itep.ru

The running BFKL equation gives rise to a series of moving poles in the complex j -plane. The first nodes for all subleading solutions (color dipole cross sections) accumulate at $r_1 \sim 0.1$ fm. Therefore the processes dominated by the dipole sizes $r \sim r_1$ are free of subleading BFKL corrections. An example - the leptoproduction of charm. The calculated F_2^{cc} is exhausted by the leading BFKL pole and gives a perfect description of the experimental data. The logarithmic slope of the subleading structure functions, $dF_2^{(n)}/d\log Q^2$, at small Q^2 is small compared to $dF_2^{(0)}/d\log Q^2$ due to the presence of nodes. This observation provides an explanation for the observed x/Q^2 dependence of the derivative of the proton structure function $dF_2/d\log Q^2$.

1 Introduction

The BFKL equation for the interaction cross section $\sigma(\xi, r)$ of the color dipole \vec{r} with the target reads $\partial\sigma(\xi, r)/\partial\xi = \mathcal{K} \otimes \sigma(\xi, r)$ (hereafter $\xi = \log(1/x)$). The kernel \mathcal{K} is related to the flux of the Weizsäcker-Williams soft gluons $|\vec{E}(\vec{\rho}_1) - \vec{E}(\vec{\rho}_2)|^2$. The Asymptotic Freedom (AF) dictates that the chromoelectric fields $\vec{E}(\vec{\rho})$ be calculated with the running QCD charge $g_S(r_m) = \sqrt{4\pi\alpha_S(r_m)}$ taken at shortest relevant distance $r_m = \min\{r, \rho\}$ and $\vec{E}(\vec{\rho}) = g_S(r_m)\vec{\rho}/\rho^2 \times$ (screening factor). The lattice QCD suggests the Yukawa screening radius $R_c \simeq 0.2 - 0.3$ fm^{1,2,3}. The so introduced running coupling does not exhaust all NLO effects but correctly describes the crucial enhancement of long distance, and suppression of short distance, effects by AF.

Our principal findings on the running color dipole BFKL equation are as follows^{4,5}. The spectrum of the running BFKL equation is a series of moving poles \mathbf{IP}_n in the complex j -plane with eigenfunctions $\sigma_n(\xi, r) = \sigma_n(r) \exp(\Delta_n \xi)$ being a solution of $\mathcal{K} \otimes \sigma_n = \Delta_n \sigma_n(r)$. The leading eigenfunction $\sigma_0(r)$ is node

^aTalk at 6th International Workshop on Deep Inelastic Scattering and QCD (DIS'98), Brussels, April 1998

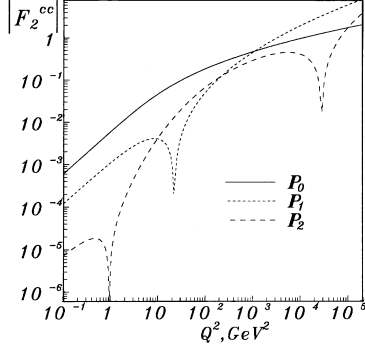


Figure 1: Modulus of the charm structure functions $F_2^{(n)}$ for the BFKL poles \mathbf{P}_n with $n=0,1,2$.

free. The subleading $\sigma_n(r)$ has n nodes. The intercepts Δ_n closely, to better than 10%, follow the law $\Delta_n = \Delta_0/(n+1)$ suggested earlier by Lipatov⁶. The intercept of the leading pole trajectory, with the above specific choice of R_c , is $\Delta_0 \equiv \Delta_{\mathbf{P}} = 0.4$. The subleading σ_n are similar^{4,5} to Lipatov's quasi-classical eigenfunctions⁶. Within our specific choice of R_c (infrared regularization) the node of $\sigma_1(r)$ is located at $r = r_1 \simeq 0.05 - 0.06$ fm, for larger n the first node moves to a somewhat larger $r \sim 0.1$ fm. Hence, $\sigma(\xi, r_1)$ is dominated by $\sigma_0(\xi, r_1)$ and exhibits the precocious BFKL asymptotics⁷. Consequently, zooming at $\sigma(\xi, r_1)$ one can readily measure $\Delta_{\mathbf{P}}$ and such a zooming is possible in charm production.

2 Nodal structure of BFKL solutions as seen by $c\bar{c}$ -scanner

The color dipole representation for the charm structure function⁸

$$F_2^{cc}(x, Q^2) = \frac{Q^2}{4\pi\alpha_{em}} \int_0^1 dz \int d^2\vec{r} |\Psi_{cc}(z, r)|^2 \sigma(x, r), \quad (1)$$

in conjunction with the explicit form of the $c\bar{c}$ light-cone wave function, $\Psi_{cc}(z, r)$, shows that $F_2^{cc}(x, Q^2)$ is dominated by $r \sim r_{cc} \sim 1/\sqrt{4m_c^2 + Q^2}$, and for a broad range of Q^2 one has $r_{cc} \sim r_1$. The BFKL-Regge expansion

$$\sigma(x, r) = \sigma_0(r)(1/x)^{\Delta_0} + \sigma_1(r)(1/x)^{\Delta_1} + \sigma_2(r)(1/x)^{\Delta_2} + \dots \quad (2)$$

gives the BFKL-Regge expansion for the structure function

$$F_2^{cc}(x, Q^2) = \sum_n F_2^{(n)}(Q^2)(1/x)^{\Delta_n}. \quad (3)$$

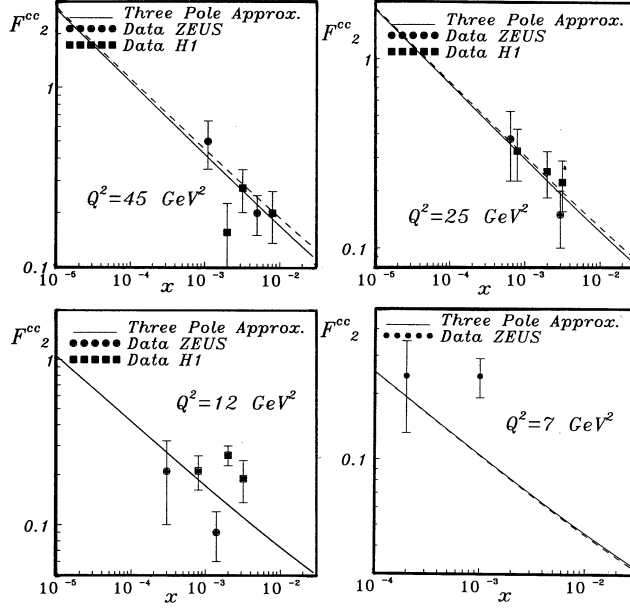


Figure 2: The predicted charm structure functions vs. H1 and ZEUS data. The contribution of the leading pole with $\Delta_{\mathbf{P}} = 0.4$ is shown by dashed line.

Because of the node of $\sigma_n(r)$ the subleading charm structure functions are negligible compared to $F_2^{(0)}$ in a broad range of Q^2 (Fig.1). In Fig. 2 our predictions for the charm structure function are compared with data from H1¹⁰ and ZEUS¹¹. We correct for threshold effects by the rescaling⁹ $x \rightarrow x(1+4m_c^2/Q^2)$. From both Fig.1 and Fig.2 it is clear that the charm production for $Q^2 \lesssim 100 \text{ GeV}^2$ provides the unique opportunity of getting hold of elusive BFKL asymptotics and measuring $\Delta_{\mathbf{P}}$ already at currently available x, Q^2 .

3 Running BFKL resolves $dF_2/d\log Q^2$ - puzzle

Caldwell's presentation¹² of the HERA data in terms of $dF_2/d\log Q^2$ for the all-flavor proton structure function $F_2(x, Q^2)$ exhibits the turn-over of the slope towards small x and/or Q^2 in a striking contrast with the conventional DGLAP expectations¹³. Running BFKL resolves the puzzle. In F_2 the contribution of the subleading poles is substantial. However, because the all-flavor subleading $F_2^{(n)}(Q^2)$ have node at $Q^2 \sim Q_1^2 \sim 10 \text{ GeV}^2$ ^{4,5}, their contribution to the slope

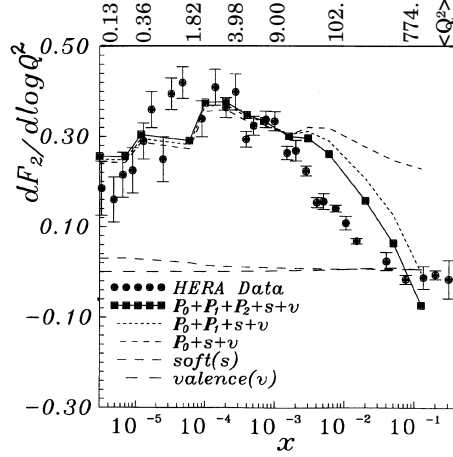


Figure 3: Caldwell's plot of $dF_2/d\log Q^2$. Our prediction is shown by the solid line marked by squares. Notice the non-monotonous dependence of the slope on x because the values of $\langle Q^2 \rangle$ do not vary monotonously from one point to another.

$dF_2/d\log Q^2$ is negligible at $Q^2 \lesssim Q_1^2$. Hence $dF_2/d\log Q^2$ at small Q^2 follows closely $dF_2^{(0)}/d\log Q^2$. Numerically, at small Q^2 , $F_2^{(0)} \sim Q^2/(\Lambda^2 + Q^2)$ with $\Lambda^2 \simeq 0.9 \text{ GeV}^2$. Therefore, $dF_2^{(0)}/d\log Q^2$ rises with Q^2 up to $Q^2 \sim 1 \text{ GeV}^2$ then levels off. Only at $Q^2 \gtrsim Q_1^2$ when the subleading terms enter the game $dF_2/d\log Q^2$ decreases and even becomes negative valued at large x .

References

1. N.N. Nikolaev, B.G. Zakharov, V.R. Zoller, *JETP Letters* **59** (1994) 8.
2. N.N. Nikolaev, B.G. Zakharov, V.R. Zoller, *JETP* **105** (1994) 1498.
3. N.N. Nikolaev, B.G. Zakharov, *Phys. Lett.* **B327** (1994) 157.
4. V.R. Zoller in Proc. 5th Int. Workshop on DIS and QCD (DIS 97), Chicago, IL, 1997.
5. N.N. Nikolaev, B.G. Zakharov, V.R. Zoller, *JETP Letters* **66** (1997) 138.
6. L.N. Lipatov, *Sov. Phys. JETP* **63** (1986) 904.
7. N.N. Nikolaev and B.G. Zakharov *Phys. Lett.* **B333** (1994) 250.
8. N.N. Nikolaev and B.G. Zakharov, *Z. Phys.* **C49** (1991) 607.
9. V. Barone, M. Genovese, N.N. Nikolaev, E. Predazzi and B.G. Zakharov *Phys. Lett.* **B268** (1991) 279.
10. H1 collaboration: C.Adloff et al., *Z. Phys* **C72** (1996) 593.
11. ZEUS collaboration: J. Breitweg et al., *Phys. Lett.* **B407** (1997) 402.

12. A. Caldwell, DESY Theory Workshop, DESY, October 1997.
13. M. Glück, E. Reya and A. Vogt, *Z. Phys.* **C67** (1995) 433.