

PRECISE ESTIMATES OF HIGH ORDERS IN QCD*

MAREK KARLINER

School of Physics and Astronomy
Raymond and Beverly Sackler Faculty of Exact Sciences
Tel-Aviv University, 69978 Tel-Aviv, Israel
e-mail: marek@proton.tau.ac.il

I review the recent work on obtaining precise estimates of higher-order corrections in QCD and field theory.

1. Introduction

The precision of the experimental data on electroweak interactions and QCD is now very high and it is expected to become significantly higher within the next few years. This has triggered a substantial refinement in the corresponding theoretical calculations. Yet, already now for certain experimental quantities the theoretical uncertainty is one of the major open questions in the interpretation of the data and in the search for signals of physics beyond the Standard Model. A striking example is the need for a precise determination of the gauge couplings at the weak scale, which is the prerequisite for investigation of possible unification of couplings at some GUT scale.

One of the reasons for this current state of affairs in the relation between the theory and experiment is that computation of high orders in perturbation theory for quantum field theories, and especially non-abelian gauge theories in 3+1 dimensions is extremely hard. State-of-the-art calculations available today for this kind of theories have reached, after a very large effort, the 3-rd and the 4-th order in α_s , for observables and for the β -function, respectively [1, 2, 3]. Without a major breakthrough in the relevant techniques it is unlikely that exact results for the next order will become available in the foreseeable future. Moreover, even if explicit expressions for very high order terms do become available, we still have to deal with the fact that the perturbative series of interest are asymptotic, with zero radius of convergence and usually are not even Borel summable. In this talk I will review an approach which has been recently suggested to deal with some of these problems.

* Invited talk at the Cracow Epiphany Conference on Spin Effects in Particle Physics, January 9-11, 1998, Cracow, Poland;

2. Perturbation Theory: Diseases and a Promising Therapy

As mentioned in the Introduction, the perturbation series in QCD is expected to be asymptotic with rapidly growing coefficients:

$$S(x) = \sum_{n=0}^{\infty} c_n x^n, \quad x \equiv \frac{\alpha_s}{\pi}, \quad c_n \simeq n! K^n n^\gamma \quad (1)$$

for some coefficients K, γ [4, 5]. Anyone who wants to make use of QCD perturbation theory to carry out precision analysis of observables has to face several practical problems:

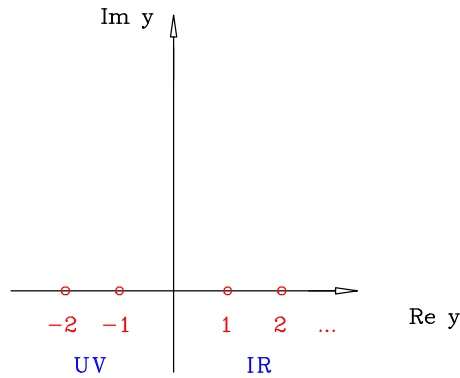
- only few first orders in (1) are known for any observable ($n \leq 3$)
- the series has zero radius of convergence
- the series is usually not *Borel summable*. Borel summation is a trick that sometimes works for summing series with factorial divergence. Consider the series for $S(x)$ in eq. (1). We can define a new function, $\mathcal{S}(y)$, whose series is obtained from (1) by dividing the n -th term by $n!$,

$$\mathcal{S}(y) = \sum_{n=0}^{\infty} \left(\frac{c_n}{n!} \right) y^n \quad (2)$$

If the new series is convergent, the original function $S(x)$ can be obtained by the so-called inverse Borel transform,

$$S(x) = \frac{1}{x} \int_0^{\infty} e^{-y/x} \mathcal{S}(y) dy \quad (3)$$

provided $\mathcal{S}(y)$ has no singularities along the integration path.



Unfortunately, in QCD it is known that for a generic observable $\mathcal{S}(y)$ has poles on both the positive *and* negative y axis in the complex y plane. These are usually referred to as *infrared* and *ultraviolet renormalons*, respectively. The figure to the left shows a schematic description of poles in the Borel transform of a generic series for a QCD observable.

The presence of singularities along the integration path makes the integral (3) ill-defined. One can try to define it by going around the poles, but this introduces an ambiguity proportional to the pole residue, since different deformations of the integration path will give different results.

- renormalization scale dependence: finite-order perturbative predictions depend on the arbitrary renormalization scale μ through the coupling, $\alpha_s = \alpha_s(\mu)$. This renormalization scale is most pronounced at leading order in perturbation theory and decreases with the inclusion of higher order terms.
- renormalization scheme dependence: in principle, the theory can be renormalized in any valid renormalization scheme, yielding the same predictions for any physical observable. In practice, when we work with a finite number of perturbative terms, the results depend on the renormalization scheme.

There is no “miracle cure” which would solve these problems completely. However, we should and can minimize their effect. Thus the practical issue is how to get the best possible precision, given a fixed number of terms in the perturbative expansion. In the following, I will discuss one method which has already shown considerable progress towards this goal. The method is based on the so-called Padé Approximants (PA-s) [6]-[17].

3. Padé to the Rescue

Padé Approximants [18, 19] are rational functions chosen to have a Taylor expansion equal the perturbative series to the order calculated. Given a series

$$S(x) = c_0 + c_1x + c_2x^2 + c_3x^3 + \dots + c_Nx^N + \mathcal{O}(x^{N+1}) \quad (4)$$

one can always find a rational function

$$[L/M] \equiv \frac{a_0 + a_1x + \dots + a_Lx^L}{1 + b_1x + \dots + b_Mx^M} : \quad L + M = N \quad (5)$$

such that $[L/M]$ has the Taylor series

$$[L/M] = c_0 + c_1x + c_2x^2 + c_3x^3 + \dots + c_Nx^N + \tilde{c}_{N+1}x^{N+1} + \dots \quad (6)$$

The rational function in (5) is called the $[L/M]$ Padé Approximant.

It is important to keep in mind that at a given finite order in x the $[L/M]$ Padé in (5) is formally as valid representation of $S(x)$ as the original perturbation expansion. Moreover, in practice the PA-s turn out to possess many important and useful properties which are absent in the straightforward perturbation theory.

Thus, even though PA is constructed to reproduce the series (4) only up to order N , it turns out that under rather mild conditions the next term in the Taylor expansion of the PA in eq. (6), \tilde{c}_{N+1} , provides a good estimate, $c_{N+1}^{est} = \tilde{c}_{N+1}$. We call it the *Padé Approximant Prediction* (PAP), of the next coefficient c_{N+1} in the series (4):

$$\left| \frac{c_{N+1}^{est}}{c_{N+1}} - 1 \right| \ll 1 \quad (7)$$

and for sufficiently large N the relative error decays exponentially fast,

$$\left| \frac{c_{N+1}^{est}}{c_{N+1}} - 1 \right| \sim e^{-\sigma N}, \quad \sigma = \text{const} \quad (8)$$

Let us consider some simple examples, starting with the trivial case of a single-pole geometric series

$$\frac{A}{1 - Bx} = \sum_{n=0}^{\infty} c_n x^n \quad (9)$$

It is easy to convince oneself that in this case the $[L/M]$ Padé is *exact* for $L \geq 0$, $M \geq 1$. For example, if we attempt to construct a $[10/10]$ Padé of (9), we will find that the *a priori* 10-th degree polynomials in numerator and denominator reduce to a degenerate case of a constant and 1-st degree polynomial, respectively,

$$[10/10] \equiv \frac{P_{10}(x)}{Q_{10}(x)} = \frac{A}{1 - Bx} \quad (10)$$

Once this is clear, the extension to a sum of finite number of poles is obvious,

$$\sum_{i=1}^K \frac{A_i}{1 - B_i x} = \sum_{n=0}^{\infty} c_n x^n \quad \implies \quad [L/M] \text{ exact for } L \geq K - 1, \quad M \geq K \quad (11)$$

One can also show that for an infinite number of isolated poles, i.e. when $f(x) = \sum_0^{\infty} c_n x^n$ is a meromorphic function, the sequence of $[L/L + k]$ for k fixed converges to $f(x)$ as $L \rightarrow \infty$,

$$[L/L + k] \xrightarrow{L \rightarrow \infty} f(x); \quad k = 0, \pm 1, \pm 2, \dots \quad (12)$$

A somewhat less intuitive, but very important result is that in certain cases the Padé sequence $[L/L+k]$ converges exponentially fast in L to the correct function even for a factorially divergent asymptotic series with zero radius of convergence. A classical example [19] is the function

$$g(x) = \int_0^\infty \frac{e^{-t}}{1+xt} dt = \sum_0^\infty (-x)^n n! \quad (13)$$

Here again it turns out that $[L/L+k] \rightarrow g(x)$ as $L \rightarrow \infty$.

The crucial property of the series in (13) which makes this possible is that it has alternating signs. It is easy to show that this implies that all the poles of the Borel transform of (13) are on the negative real axis, and hence that the series is Borel summable. More generally, when the series is Borel summable, Padé will converge to the correct result.

It is interesting to note that the exponentially fast convergence of PA-s is not limited to meromorphic functions. As a simple example, consider the hypergeometric function $F(-\frac{1}{2}, \frac{3}{2}, 1, x)$ [20], which has a cut for $x \geq 1$. Fig. 1 shows that despite the cut, the diagonal PA-s evaluated at $x = 0.2$ converge exponentially fast.

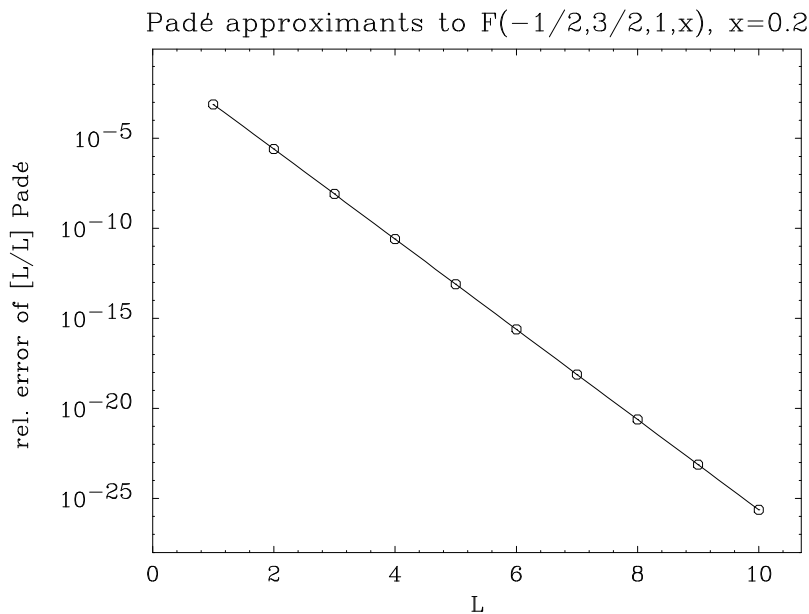
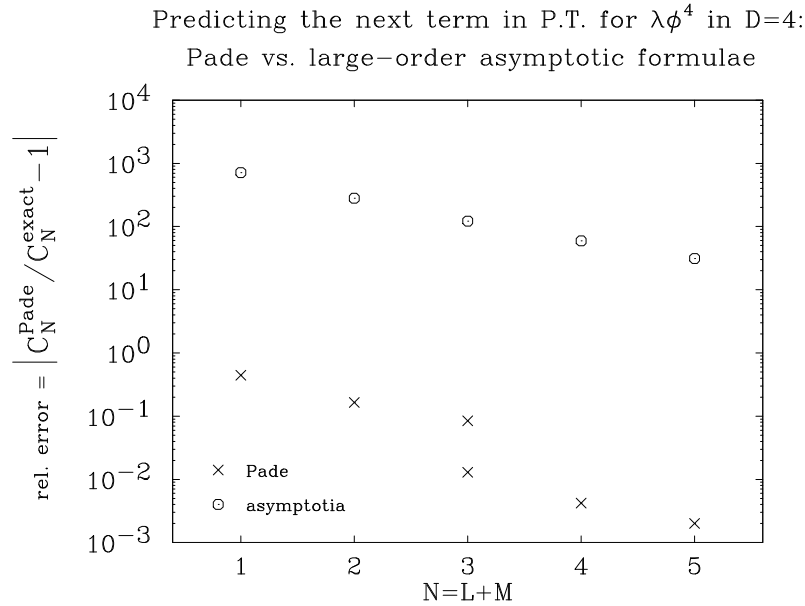


Fig. 1. Exponentially fast convergence of Padé despite the presence of a cut: relative error of diagonal $[L/L]$ Padé for the hypergeometric function $F(-1/2, 3/2, 1, x)$ which has a cut for $x \geq 1$. The Padé is evaluated to the left of the cut, at $x = 0.2$.

4. Applications to Quantum Field Theory

While such mathematical examples are instructive, in order to gain confidence in the method, we need to see how it fares on high-order series taken from quantum field theory. As the first test case, we consider the scalar field theory with Gaussian propagators. High-order perturbation expansions of Green's functions in this theory have been computed in Ref. [21]. Fig. 2 demonstrates the convergence of PAP for the relevant coefficients for the 4-point Green's function in $D = 4$ [9]. The relative error is $\sim 10^{-3}$ at 5-th order. For comparison also shown are relative errors of estimates based on asymptotic behavior of large orders in perturbation theory, as given in [9]. Clearly, at 5-th order Padé does better by about 4 orders of magnitude.



C_N^{exact} are for 4-Point Green's Function, Bervillier et al., PRD,17,2144(1978)

Fig. 2. Padé predictions (crosses) for high-order terms in the perturbative expansion for 4-point Green's function in a scalar field theory in $D = 4$. For comparison also included are predictions based on asymptotic large-order behavior (circles).

If information is available about the asymptotic behavior of c_n , it is possible to obtain an explicit expression for the the error formula on the

r.h.s. of (8). For example, we have demonstrated that if

$$\epsilon_n \equiv \frac{c_n c_{n+2}}{c_{n+1}^2} - 1 \simeq \frac{1}{n}, \quad (14)$$

as is the case for any series dominated by a finite number of renormalon singularities, then $\delta_{[L/M]}$ defined by

$$\delta_{[L/M]} \equiv \frac{c_{L+M+1}^{est} - c_{L+M+1}}{c_{L+M+1}} \quad (15)$$

has the following asymptotic behaviour

$$\delta_{[L/M]} \simeq -\frac{M!}{K^M}, \quad \text{where } K = L + M + aM \quad (16)$$

and where a is a number of order 1 that depends on the series under consideration. For large L, M eq. (16) yields an exponential decrease of the error, as in eq. (8).

This prediction agrees very well with the known errors in the PAP's [7] for the QCD vacuum polarization D function calculated in the large N_f approximation [22], as seen in Fig. 3a.

One can repeat this exercise also for the Borel transform of the D function series. As mentioned earlier, a generic Borel transform is characterized by the presence of poles (more generally, branch points) on the real axis. In view of this, we expect an even faster convergence in this case, since the Padé, being a rational function, is particularly well-suited to reproduce this analytic structure. Indeed, it turns out that in this case $\epsilon_n \sim 1/n^2$ and

$$\delta_{[M/M]} \simeq -\frac{(M!)^2}{K^{2M}} \quad (17)$$

which agrees very well with the corresponding PAP results shown in Fig. 3b [7, 11].

The high degree of agreement between the analytical error estimates in eqs. (16) and (17) and the actual errors in PAP suggest that one can substantially improve the PAP method by systematically including the error estimates $\delta_{[L/M]}$ as a correction, yielding the Asymptotic Padé Approximant Predictions (APAPs):

$$c_{L+M+1}^{APAP} = \frac{c_{L+M+1}^{est}}{1 + \delta_{L+M+1}} \quad (18)$$

where c_{L+M+1}^{est} is the original PAP prediction without the additional correction, as in eq. (15), and δ_{L+M+1} is obtained by fitting (16) to the known lower orders [14].

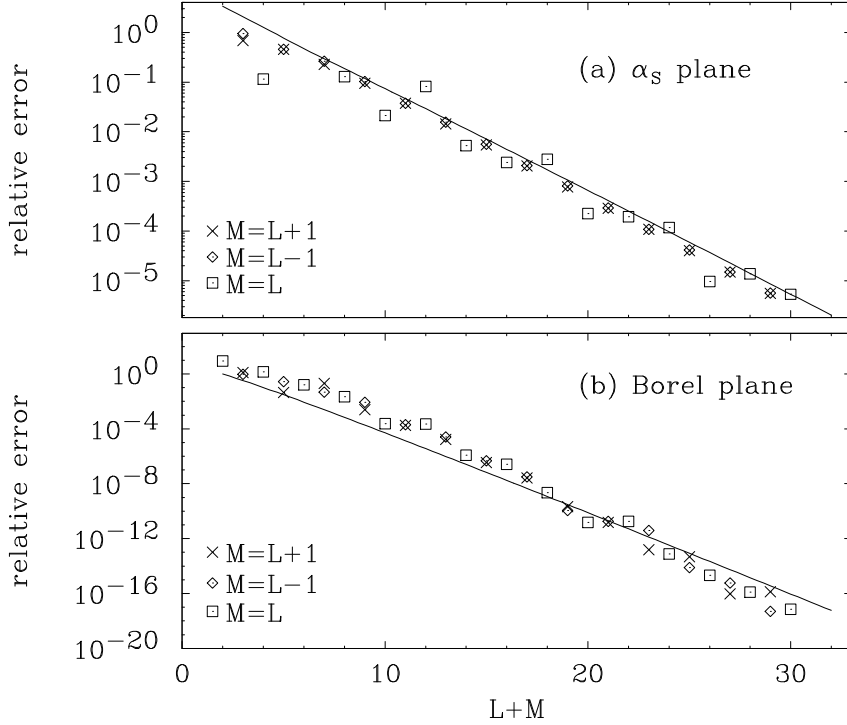


Fig. 3. Relative errors in the $[L/M]$ Padé Approximant Predictions [7, 11] (a) for the QCD vacuum polarization D-function series, evaluated to all orders in the large- N_f approximation [22] (the rate of convergence agrees with expectations for a series with a discrete set of Borel poles), and (b) for the Borel transform of the D-function series, where the convergence is particularly striking. The straight lines correspond to the exponential decay given by the respective error formulae, eqs. (16) and (17). The crosses, diamonds and squares correspond to $M = L + 1, L + 1, L$, respectively.

The APAP method results not only in a substantial improvement of the PAP estimates, but also significantly reduces the difference between the predictions based on different $[L/M]$ values at a given order, $L + M = \text{fixed}$.

The method has been applied to the Bjorken sum rule for the difference of first moments of proton and neutron structure functions $g_1(x, Q^2)$ in polarized deep inelastic scattering [23]. For $N_f = 3$ the sum rule reads

$$\int_0^1 [g_1^p(x, Q^2) - g_1^n(x, Q^2)] = \frac{1}{6} |g_A| [1 - x - 3.58x^2 - 20.22x^3 + c_4x^4 + \dots] \quad (19)$$

where $x = \alpha(Q^2)/\pi$ and the exact expression for c_4 is still unknown.

The PAP and the corresponding APAP estimates of c_4 are

$$\begin{aligned}
 [2/1] : \quad & \tilde{c}_4^{PAP} \approx -114 \quad \longrightarrow \quad \tilde{c}_4^{APAP} \approx -131 \\
 [1/2] : \quad & \tilde{c}_4^{PAP} \approx -111 \quad \longrightarrow \quad \tilde{c}_4^{APAP} \approx -130
 \end{aligned} \tag{20}$$

Clearly, APAP estimates show significantly less spread than the corresponding PAP estimates. Remarkably, the APAP estimates of \tilde{c}_4 show an almost perfect agreement with an independent estimate, based on a completely different method [24]: $\tilde{c}_4 = -130$!

As already mentioned, a typical finite order perturbative series such as (19) exhibits a spurious renormalization scale and scheme dependence. Schematically we have,

$$\underbrace{S(x)}_{\substack{\text{physical observable:} \\ \text{scale and scheme} \\ \text{independent}}} = \underbrace{c_0 + c_1x + c_2x^2 + c_3x^3}_{\substack{\text{exactly known partial sum,} \\ \text{scale and scheme dependent}}} + \underbrace{c_4x^4 + c_5x^5 + \dots}_{\substack{\text{unknown} \\ \text{higher order terms}}} \tag{21}$$

Replacing a finite-order perturbative series by a Padé is equivalent to adding an infinite series of estimated terms generated by the rational approximant. If such an estimate is accurate, we expect to see a reduction in the renormalization scheme and scale dependence. As shown in Fig. 4, this expectation is fully realized when Padé is applied [12] to the Bjorken sum rule series in eq. (19).

It turns out that this dramatic reduction in the scale and scheme dependence can also be understood on a deeper level. In Ref. [13] it was shown that in the large- β_0 limit, i.e. when the β function is dominated by the one loop contribution, the scale dependence is removed completely. This is because in this limit the renormalization scale transformation of α_s reduces to a homographic transformation of the Padé argument. Diagonal PA's are invariant under such transformations [18]. Non-diagonal PA's are not totally invariant, but they reduce the RS dependence significantly [13]. In the real world the usual $\overline{\text{MS}}$ β function includes higher-order terms beyond β_0 . Still, in QCD with $3 \leq N_f \leq 5$, the 1-loop running of the coupling is dominant and therefore PA's are still almost invariant under change of renormalization scale.

A further related interesting development is the observation [16] that the Pade approximant approach for resummation of perturbative series in QCD provides a systematic method for approximating the flow of momentum in Feynman diagrams. In the large- β_0 limit, diagonal PA's generalize the Brodsky-Lepage-Mackenzie (BLM) scale-setting method [25] to higher orders in a renormalization scale- and scheme-invariant manner.

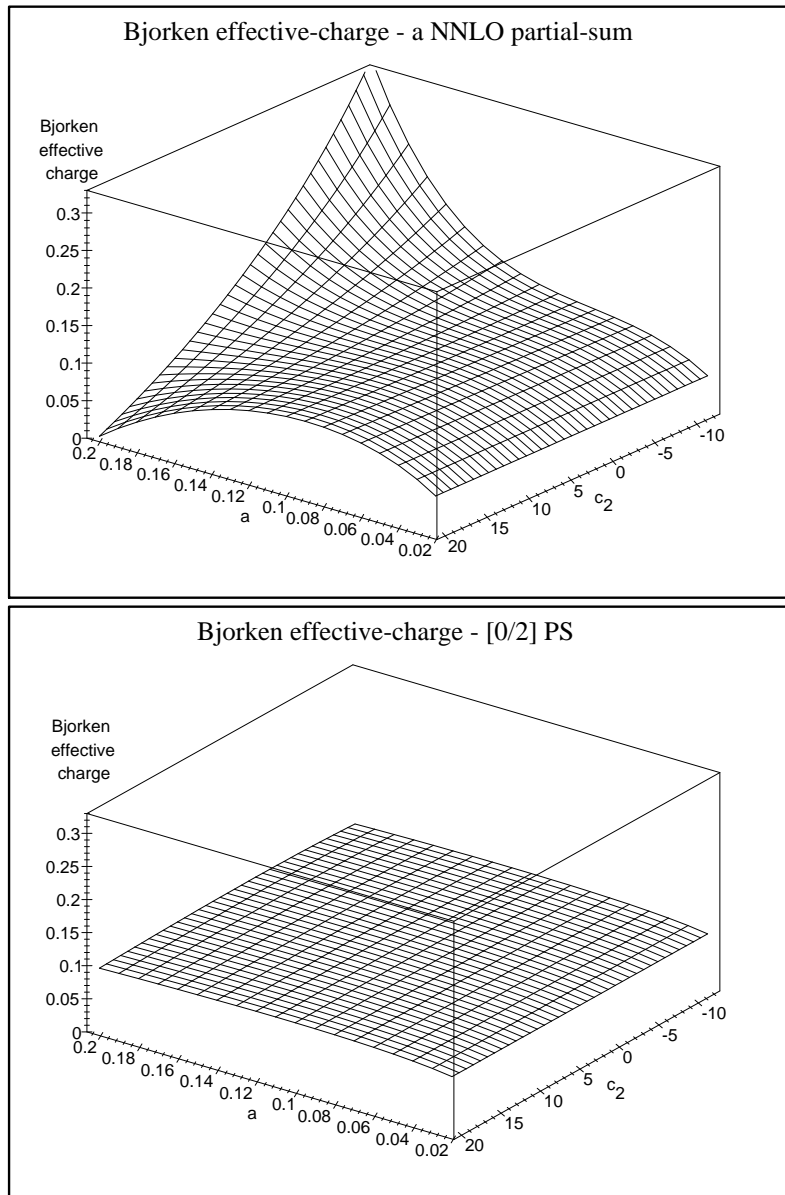


Fig. 4. Bjorken effective charge for $Q^2 = 20 \text{ GeV}^2$ plotted as a function of the renormalization scale and scheme, as parametrized by the coupling $x = \alpha_s(\mu^2)/\pi$ and the second coefficient of the β function: $c_2 = \beta_2/\beta_0$. The upper plot shows the NNLO partial sum, while the lower plot shows the $[0/2]$ Padé approximant.

5. Predicting the QCD β function at 4 and 5 loops

Although no QCD observables have been calculated exactly beyond $\mathcal{O}(\alpha^3)$, in fall of 1996 we had learned that a calculation of the 4-loop contribution to the QCD β function was under way, and likely to be published soon. The prediction of the unknown 4-loop coefficient [14] was therefore an important challenge and excellent testing ground for the new APAP method.

As a warm-up exercise one can test the APAP method on the 4-loop β function of the Φ^4 theory with $O(N)$ global vector symmetry [26], the latter being analogous to the $SU(N_f)$ global symmetry of QCD. The results [14] for β_3 in $O(N)$ Φ^4 theory are shown in Figure 5. Clearly, the variant of APAP method denoted as $\langle A \rangle/n$ (see [14] for details) is markedly superior to the naive PAP. The 5-loop β function in this theory is also known [27, 28] and the corresponding APAP estimates also turn out to be very precise [14]. Consequently this was the method of choice for the QCD 4-loop β function.

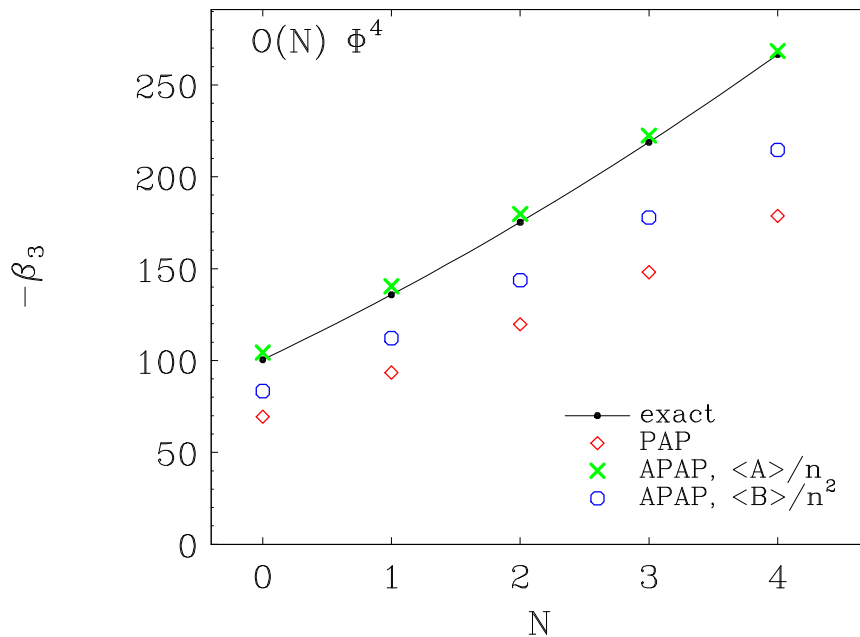


Fig. 5. The 4-loop β -function coefficient β_3 in Φ^4 theory with $O(N)$ symmetry. The exact results are denoted by black dots, joined by a solid line to guide the eye. Naive PAP results are denoted by diamonds, and APAP results obtained from the $\langle A \rangle/n$ type of correction are denoted by crosses. For comparison, also shown are APAP results obtained from the $\langle B \rangle/n^2$ type of correction, denoted by open circles.

The strategy for computing β_3 , the 4-loop β function coefficient, is as follows. We recall that β_3 is a cubic polynomial in the number of flavors N_f :

$$\beta_3 = A_3 + B_3 N_f + C_3 N_f^2 + D_3 N_f^3, \quad (22)$$

where $D_3 = 1.49931$ (For $N_C = 3$) is known from large- N_f calculations [29]. The known exact expressions for the 1-, 2- and 3-loop β function are used as input to APAP, to predict the value of β_3 for a range of N_f values. The predictions for A_3, B_3, C_3 are then obtained from fitting the APAP results for $0 \leq N_f \leq 4$ to a polynomial of the form (22).

Shortly after the APAP prediction of β_3 [14] the exact result was published in Ref. [2]. One important lesson from the exact results is that they contain qualitatively new color factors, corresponding to quartic Casimirs, analogous to light-by-light scattering diagrams in QED. Such terms are not present at 1-, 2- and 3-loop level, and therefore cannot be estimated using the Padé method. Numerically the correction due to these new color factors is not very large, but in principle the PAP estimates should be compared with the rest of the exact expression, as is done in the first three columns of Table I.

	APAP	EXACT	% DIFF	WAPAP	% DIFF
A_3	23,600(900)	24,633	-4.20(3.70)	24,606	-0.11
B_3	-6,400(200)	-6,375	-0.39(3.14)	-6,374	-0.02
C_3	350(70)	398.5	-12.2(17.6)	402.5	-1.00
D_3	input	1.499	-	input	-

Table 1. Exact four-loop results for the QCD β function, compared with the original APAP's in the first column, and improved APAP's obtained from a weighted average over negative N_f (WAPAP), as discussed in [17]. The numbers in parenthesis are the error estimates from [14].

The APAP estimates for A_3, B_3 and C_3 seem quite satisfactory, until one realizes that the A_3 and B_3 terms in (22) have opposite signs and their magnitude is such that they almost cancel each other at $N_f \approx 4$. This means that for numerical prediction of β_3 as function of N_f in the physically interesting range $0 \leq N_f \leq 5$ a better precision is required. Fortunately, it is possible to obtain such precision. This is accomplished by formally using negative values of N_f in the fitting procedure, so that no cancellation

occurs, and making a careful choice of the range of negative values of N_f used for the fit. Once the values of A_3 , B_3 and C_3 are obtained this way, one can use them to compute the physical predictions at positive N_f [17]. This procedure has been referred to as WAPAP, for “weighted APAP”. The corresponding results are shown and compared with exact results in the last two columns of Table I. We see a dramatic improvement in the precision.

Figure 6 displays graphically predictions for β_3 , as a function of N_f for the most interesting case $N_C = 3$. We plot the percentage relative errors obtained using various APAP-based estimation schemes [14, 17]: naive APAP’s fitted with positive $N_f \leq 4$ (diamonds), naive APAP’s fitted with negative $N_f \geq -4$, WAPAP’s compared to the exact value of β_3 including quartic Casimir terms, and WAPAP’s compared to β_3 without quartic Casimir terms (crosses). We see that the latter are the most accurate for β_3 in QCD.

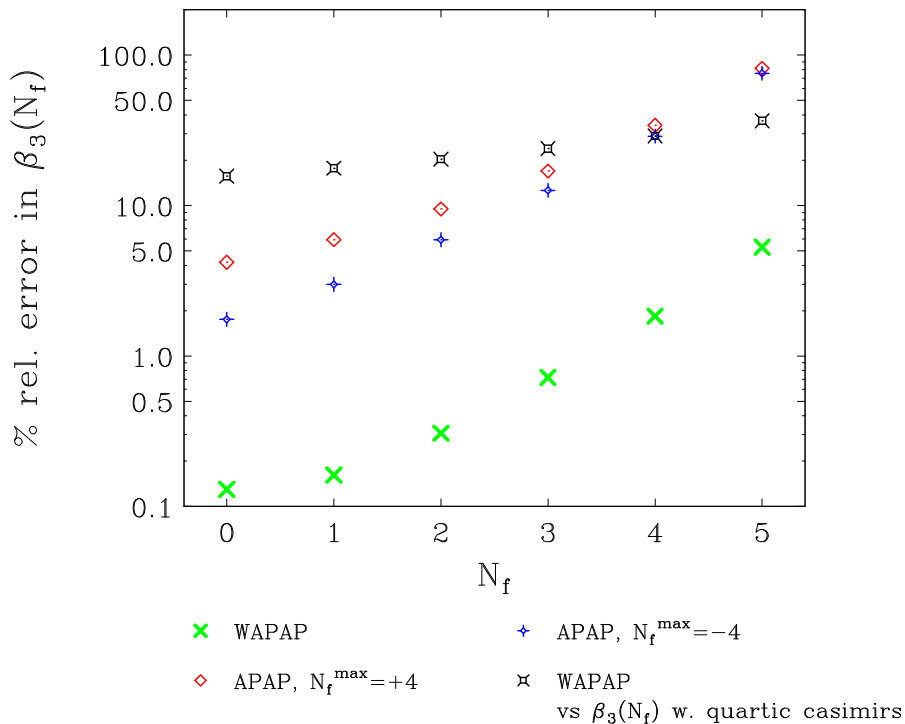


Fig. 6. Predictions for β_3 , as function of N_f , for $N_C = 3$. The percentage relative errors are obtained using various APAP-based estimation schemes: naive APAP’s fitted with positive $N_f \leq 4$ (diamonds), naive APAP’s fitted with negative $N_f \geq -4$, WAPAP’s compared to the exact value of β_3 including quartic Casimir terms, and WAPAP’s compared to β_3 without quartic Casimir terms (crosses).

In Figure 7 we show the error in the WAPAP prediction for β_3 as a function of N_f , for $N_C = 3, 4, 5, 6, 7$ and 10 , once again omitting quartic Casimir terms from the exact result. The accuracy of these predictions is our best evidence for believing in the utility of the WAPAP method.

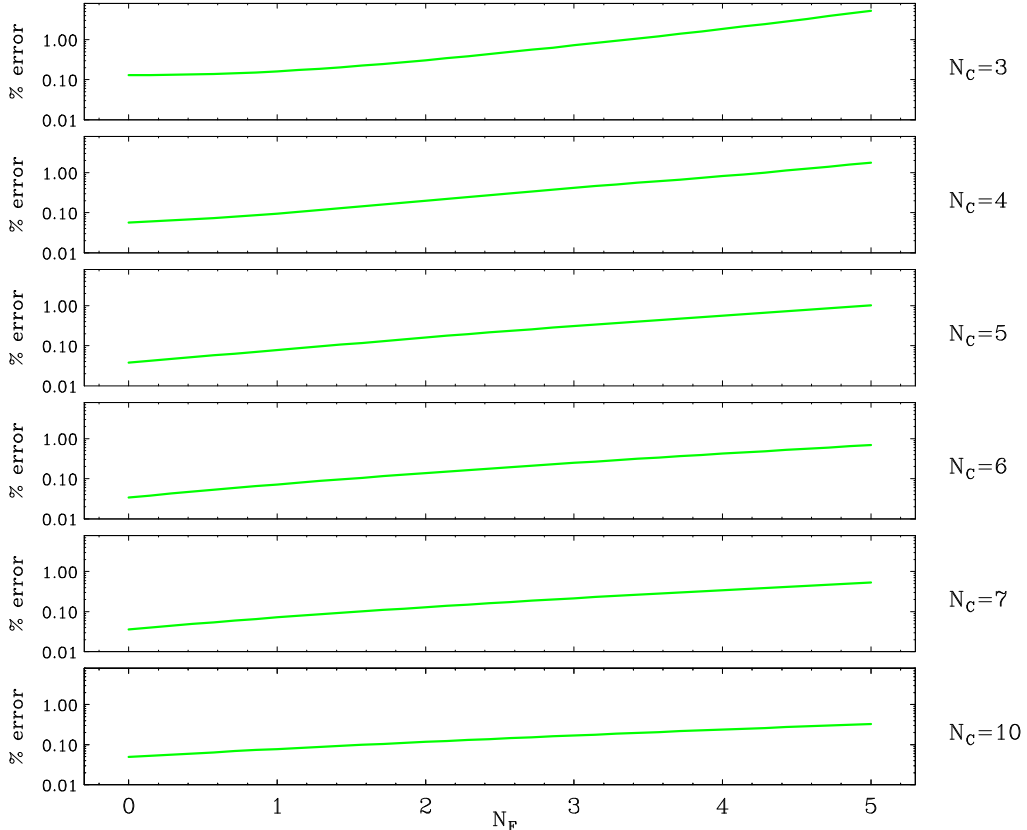


Fig. 7. The percentage relative errors in the WAPAP prediction for β_3 (compared to the exact result with quartic Casimir terms omitted), plotted vs. N_f for $N_C = 3, 4, 5, 6, 7, 10$.

The WAPAP method does very well on the four-loop QCD β function, but the details of the method were fine-tuned after the exact results became available. In Ref. [17] predictions were also given for yet unknown 5-loop β function in QCD and 4- and 5-loop β function in $N = 1$ supersymmetric QCD. It is extremely interesting to see how well our predictions will do for these quantities.

Acknowledgments

This paper is devoted to the memory of Mark Samuel, a wonderful collaborator and friend, who passed away suddenly last November. The results described here were obtained in a close collaboration with him, together with Stan Brodsky, John Ellis, Einan Gardi, Ian Jack and Tim Jones.

This research was supported in part by the Israel Science Foundation administered by the Israel Academy of Sciences and Humanities, and by a Grant from the G.I.F., the German-Israeli Foundation for Scientific Research and Development.

REFERENCES

- [1] For a review, see for example:
T. van Ritbergen, J.A.M. Vermaseren, S.A. Larin and P. Nogueira, *Int. J. Mod. Phys.* **C6**(1995)513;
A.L. Kataev, talk at *Second Workshop on Continuous Advances in QCD*, Minneapolis, 1996, hep-ph/9607426.
- [2] T. van Ritbergen, J.A.M. Vermaseren and S.A. Larin, hep-ph/9701390, *Phys. Lett.* **B400**(1997)379.
- [3] J.A.M. Vermaseren, S.A. Larin and T. van Ritbergen, hep-ph/9703284, *Phys. Lett.* **B405**(1997)327;
K.G. Chetyrkin, hep-ph/9703278, *Phys. Lett.* **B404**(1997)161.
- [4] A. Mueller *Nucl. Phys.* **B250**(1985)327; A.I. Vainshtein and V.I. Zakharov, *Phys. Rev. Lett.* **73**(1994)1207.
- [5] C. Sachrajda, *Renormalons*, hep-lat/9509085.
- [6] M.A. Samuel, G. Li and E. Steinfelds, *Phys. Rev.* **D48**(1993)869; *Phys. Lett.* **B323**(1994)188; M.A. Samuel, G.W. Li and E. Steinfelds, *Phys. Rev.* **E51**(1995)3911; M.A. Samuel and G. W. Li, *Intl. J. of Theo. Phys.* **33**(1994)1461.
- [7] M.A. Samuel, J. Ellis and M. Karliner, hep-ph/9503411, *Phys. Rev. Lett.* **74**(1995)4380.
- [8] J. Ellis, M. Karliner, M.A. Samuel and E. Steinfelds, hep-ph/9409376.
- [9] M.A. Samuel, J. Ellis and M. Karliner, unpublished.
- [10] J. Ellis, E. Gardi, M. Karliner and M.A. Samuel, *Phys. Lett.* **B366**(1996)268, hep-ph/9509312.
- [11] J. Ellis and M. Karliner, Invited Lectures at the *Int. School of Nucleon Spin Structure*, Erice 1995, CERN preprint TH/95-334, hep-ph/9601280.
- [12] J. Ellis, E. Gardi, M. Karliner and M.A. Samuel, *Phys. Rev.* **D54**(1996)6986, hep-ph/9607404.
- [13] E. Gardi, *Phys. Rev.* **D56**(1997)68, hep-ph/9611453.

- [14] J. Ellis, M.Karliner and M.A. Samuel, *Phys. Lett.* **B400**(1997)176, hep-ph/961202.
- [15] I. Jack, D.R.T. Jones and M.A. Samuel, *Phys. Lett.* **B407**(1997)143, hep-ph/9706249.
- [16] S.J. Brodsky, J. Ellis, E. Gardi, M.Karliner and M.A. Samuel, *Phys. Rev.* **D56**(1997)6980, hep-ph/9706467.
- [17] J. Ellis, I. Jack, D.R.T. Jones, M.Karliner and M.A. Samuel, hep-ph/9710302, *Phys. Rev.* **D57**(1998)2665.
- [18] G.A. Baker, Jr. *Essentials of Padé Approximants*, Academic Press, 1975.
- [19] C.M. Bender and S.A. Orszag, *Advanced Mathematical Methods for Scientists and Engineers*, McGraw-Hill, 1978.
- [20] *Handbook of Mathematical Functions with Formulas, Graphs, and Mathematical Tables*, eq. 15.4.26, M. Abramowitz and I.A. Stegun, Eds., Dover, 1972; in maple $F(-\frac{1}{2}, \frac{3}{2}, 1, x)$ is given by `hypergeom([-1/2, 3/2], [1], x)`; in Mathematica it is `Hypergeometric2F1[-1/2, 3/2, 1, x]`.
- [21] C. Bervillier, J.M. Drouffe, C. Godreche and J. Zinn-Justin, *Phys. Rev.* **D17**(1978)2144.
- [22] C.N. Lovett-Turner and C.J. Maxwell *Nucl. Phys.* **B432**(1994)147.
- [23] J. Bjorken, *Phys. Rev.* **148**(1966)1467; *Phys. Rev.* **D1**(1970)1376. S.A. Larin, F.V. Tkachev and J.A.M. Vermaseren, *Phys. Rev. Lett.* **66**(1991)862; S.A. Larin and J.A.M. Vermaseren, *Phys. Lett.* **B259**(1991)345.
- [24] A. L. Kataev and V. V. Starshenko, *Mod.Phys.Lett.* **A10**(1995)235.
- [25] S.J. Brodsky, G.P. Lepage and P.M. Mackenzie, *Phys. Rev.* **D28**(1983)228.
- [26] A.A. Vladimirov, D.I. Kazakov and O.V. Tarasov, *Sov. Phys. JETP* **50**(1979)521 [*Zh. Eksp. Th. Fiz.* **77** (1979)1035].
- [27] S.G. Gorishnii *et al.*, *Phys. Lett.* **132B**(1983)351.
- [28] H. Kleinert *et al.*, *Phys. Lett.* **B272**(1991)39; E – *ibid.* **B319**(1993)545 and hep-th/9503230.
- [29] J.A. Gracey, *Phys. Lett.* **B373**(1996)178.