

The Skyrme Model πNN Form Factor and the Sea Quark Distribution of the Nucleon

R. J. Fries and A. Schäfer

Institut für Theoretische Physik, Universität Regensburg,

D-93040 Regensburg, Germany

We calculate the sea quark distribution of the nucleon in a meson cloud model. The novel feature of our calculation is the implementation of a special πNN form factor recently obtained by Holzwarth and Machleidt. This form factor is hard for small and soft for large momentum transfers. We show that this feature leads to a substantial improvement.

PACS: 13.75.Gx, 12.39.Dc, 13.60.Hb, 14.20.Dh

Much effort has been invested over the years to calculate the contribution of mesons to the sea quark distributions in the nucleon at a scale of a few GeV^2 [1–5]. In this contribution we do not want to comment on any of the existing models nor on their relative merits. We just want to demonstrate that the specific πNN form factor, obtained recently by Holzwarth and Machleidt [6] for the Skyrme model, leads in a straightforward, lowest-order treatment of the problem to surprisingly good results. Let us note that the standard treatment, namely the convolution of the internal meson quark distribution with the momentum distribution of the mesons, most notably the pion, has not necessarily to give the correct result as the pion is off-shell and the structure function of the off-shell pions should in principle be different from that of on-shell ones. We shall keep all these caveats in mind.

The strength of meson cloud models in general for the description of sea quark distributions was demonstrated again lately by their relative ease in describing the observed asymmetry between $\bar{u}(x)$ and $\bar{d}(x)$ in the proton [7,8]. Here the pions play a dominant

role. One crucial ingredient in the discussion is the choice of the form factor for the pion-nucleon coupling. In the past more or less involved parameterizations in monopole, dipole, or exponential form were used:

$$G_{mon}(t) = \frac{\Lambda_{mon}^2 - m_\pi^2}{\Lambda_{mon}^2 + t}, \quad (1)$$

$$G_{di}(t) = \left(\frac{\Lambda_{di}^2 - m_\pi^2}{\Lambda_{di}^2 + t} \right)^2, \quad (2)$$

$$G_{exp}(t) = \exp \left(-\frac{t + m_\pi^2}{\Lambda_{exp}^2} \right). \quad (3)$$

Where m_π is the pion mass, $t = -k^2$ is the negative four-momentum squared of the pion, and the Λ 's are cutoff parameters.

A general problem of this type of form factors is, that if, e.g., the pionic contributions to the flavor symmetry breaking in the nucleon sea are fitted the resulting cutoffs are substantially smaller than those needed in nuclear physics, e.g., for the Bonn potential [9]. A careful discussion of this problem can be found in [5]. In that paper Koepf, Frankfurt, and Strikman obtained $\Lambda_{exp}(\pi NN) = 850$ MeV from a fit of the pionic and kaonic contributions to $x(\bar{d} + \bar{u} - 2\bar{s})$ with the same form factor and they obtained $\Lambda_{exp}(\pi NN) = 1000$ MeV, when they allow three different cutoffs for the πNN , $\pi N\Delta$, and kaon contributions. This corresponds to quite soft monopole cutoffs of 660 MeV and 780 MeV — according to the relation

$$\Lambda_{mon} \approx 0.62 \Lambda_{di} \approx 0.78 \Lambda_{exp} \quad (4)$$

given by Kumano [4] — in comparison to 1.3 GeV often used for the Bonn potential. On the other hand, a monopole cutoff of 1.3 GeV would be too hard and lead to a large over-estimation of the sea.

Therefore it is natural to search for alternative form factors. As already shown in [5] the dominant contribution to the pionic process comes from the region where t is above $20 m_\pi^2 \approx 0.4 \text{ GeV}^2$. Smaller t values are not very important. On the other hand the large cutoff parameters in nuclear physics are necessary to have a strong enough long-range part

of the nuclear force, but they can lead to an insufficient suppression of high- t contributions [6]. This implies that a form factor starting at low t with a small slope and having a sudden and sufficiently rapid decrease at $t \approx 20 m_\pi^2$ could give us good results in both nuclear and deep-inelastic scattering (DIS) processes.

It is therefore very interesting to note that a first principle calculation of the πNN form factor within the Skyrme model [6] results in exactly such a type of form factor. Holzwarth and Machleidt use the simple Skyrme Lagrangian

$$L = \frac{f_\pi^2}{4} \int \left(-\text{tr} L_\mu L^\mu + m^2 \text{tr}(U + U^\dagger - 2) \right) d^3x + \frac{1}{32e^2} \int \text{tr}[L_\mu, L_\nu]^2 d^3x \quad (5)$$

with second- and fourth-order terms, where U is the chiral field, $L^\mu = U^\dagger \partial^\mu U$, and f_π is the pion decay constant. The relative strength of the fourth-order term is fixed by the parameter e . In Fig. 1 we show the resulting Skyrme form factor for several values of e compared with some exponential and monopole curves.

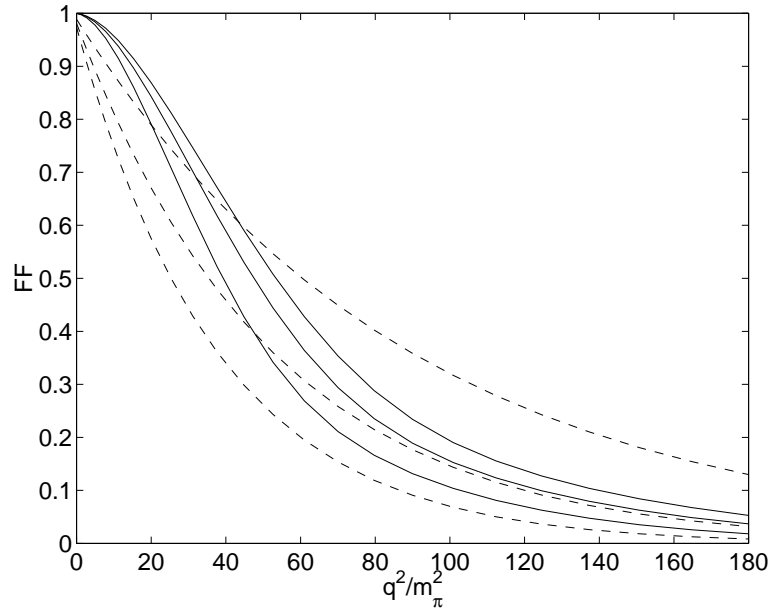


FIG. 1. The Skyrme form factor for $e = 3.5, 3.3$ and 3.0 (solid lines from top to bottom) and the exponential form factor for $\Lambda = 1300, 1000$ and 850 MeV (dashed lines from top to bottom)

This form factor is tested in [6] for the NN -system and gives reasonable results for the

phase shifts of neutron-proton scattering for $e = 3.5$. We show the curves also for $e = 3.3$ and $e = 3.0$ to demonstrate that the transition between the hard and the soft part of the form factor tends to get sharper when e gets smaller. Note that usually values between 3.5 and 4.5 are used to describe baryonic observables [6]. In the following we apply these Skyrme form factors to the meson cloud picture of the nucleon.

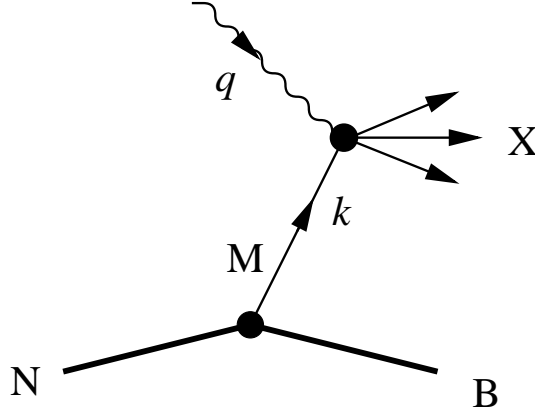


FIG. 2. Scattering off the nucleon's meson cloud. The nucleon N splits up in a baryon B and a meson M with four-momentum k . The incoming photon with momentum q hits the meson and leaves an unknown final state X .

We consider the process in Fig.2, where a nucleon N splits up in a meson M and a baryon B and the meson is hit by the photon. From this process corrections to the scattering tensor of the nucleon arise which can be translated into corrections δq to the quark distributions. This is done by the well known convolution formula [4,5]

$$\delta \bar{q}_N(x, Q^2) = \sum_{MB} \int_x^1 f_{MBN}(y) \frac{x}{y} \bar{q}_M\left(\frac{x}{y}, Q^2\right) dy \quad (6)$$

for the antiquarks \bar{q}_N of a given flavor in the nucleon. \bar{q}_M is the antiquark distribution of the same flavor in the meson M and the sum runs over all meson-baryon channels taken into account. y is the momentum fraction carried by the meson in the infinite momentum frame and $f_{MBN}(y)$ the momentum distribution of the meson in the nucleon. For pseudoscalar mesons and spin- $\frac{1}{2}$ fermions as the final baryon B one has [5]

$$f_{MBN} = I_{MBN} \frac{g_{MBN}^2}{16\pi^2} y \int_{t_{min}}^{\infty} \frac{t + (M_B - M_N)^2}{(t + m_M^2)^2} G_{MBN}^2(t) dt \quad (7)$$

and analogously for spin- $\frac{3}{2}$ fermions [5]

$$f_{MBN} = I_{MBN} \frac{g_{MBN}^2}{16\pi^2} y \int_{t_{min}}^{\infty} \frac{(t + (M_B + M_N)^2)^2 ((M_B - M_N)^2 + t)}{12M_N^2 M_B^2 (t + m_M^2)^2} G_{MBN}^2(t) dt, \quad (8)$$

where M_N , M_B , and m_M are the masses of the initial state nucleon, the final state baryon, and the meson respectively. Furthermore, I_{MBN} is the isospin weight of the MBN vertex and the lower bound of the integration is

$$t_{min} = -M_N^2 y + \frac{M_B^2 y}{1 - y}. \quad (9)$$

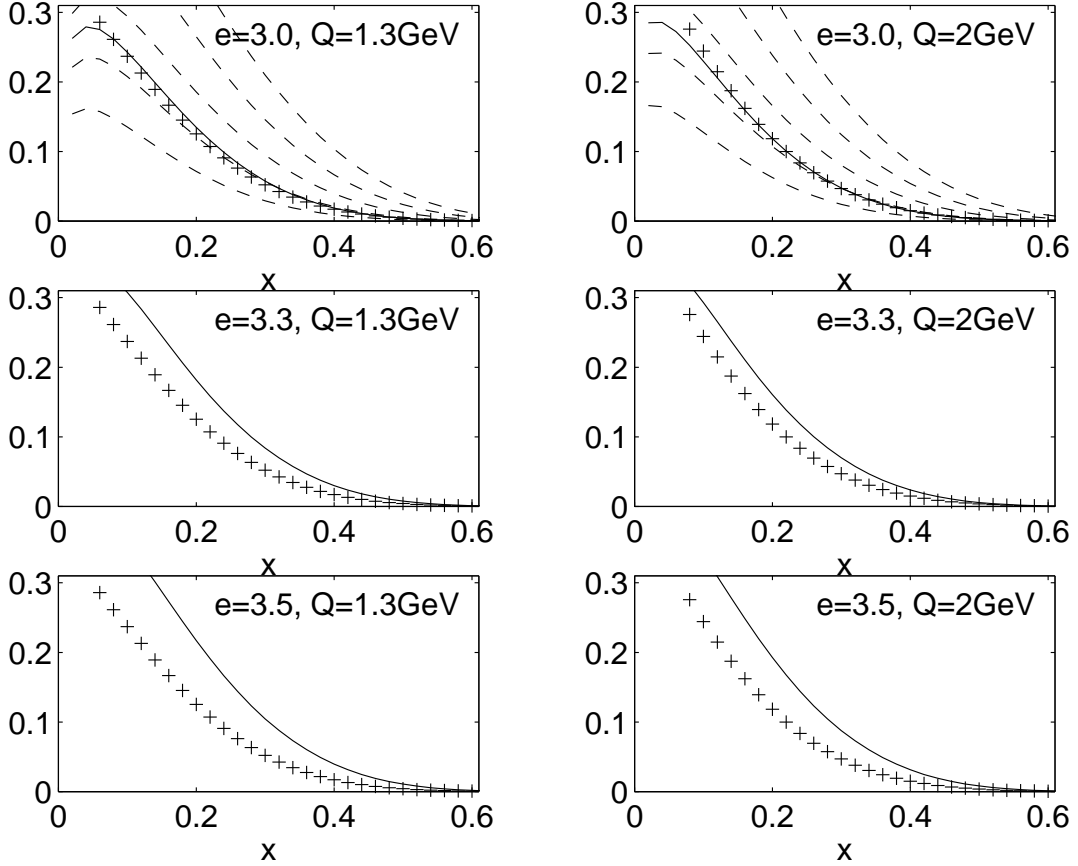


FIG. 3. $x\bar{q}_8 = x(\bar{d} + \bar{u})$ for several values of e (solid line) and $Q = 1.3$ and 2 GeV. The first two plots show in addition results for an exponential form factor with cutoff $\Lambda = 1450, 1300, 1150, 1000$ and 850 MeV respectively (dashed lines from top to bottom). The crosses indicate the CTEQ3M fit.

We calculated the contributions of the πNN and $\pi N\Delta$ process to $x\bar{u}(x)$ and $x\bar{d}(x)$ using always the Skyrme form factor and the pionic parton distributions from [10]. We compare our results with the the CTEQ3M parton distribution functions [11] for $x\bar{q}_3(x) = x(\bar{d}(x) - \bar{u}(x))$ and $x\bar{q}_8(x) = x(\bar{d}(x) + \bar{u}(x))$. The first quantity is an especially clear signal for meson contributions. We have no information about the kaon-nucleon form factor from the Skyrme model, so we neglect processes containing kaons.

In Figs. 3 and 4 we show our results for $x\bar{q}_3$ and $x\bar{q}_8$ and for $Q = 1.3$ GeV and $Q = 2$ GeV — with $Q = \sqrt{-q^2}$ measuring the photon virtuality and hence the resolution of the DIS process. We are also varying the Skyrme parameter e . For comparison there are also the curves following from an exponential form factor with several cutoffs.

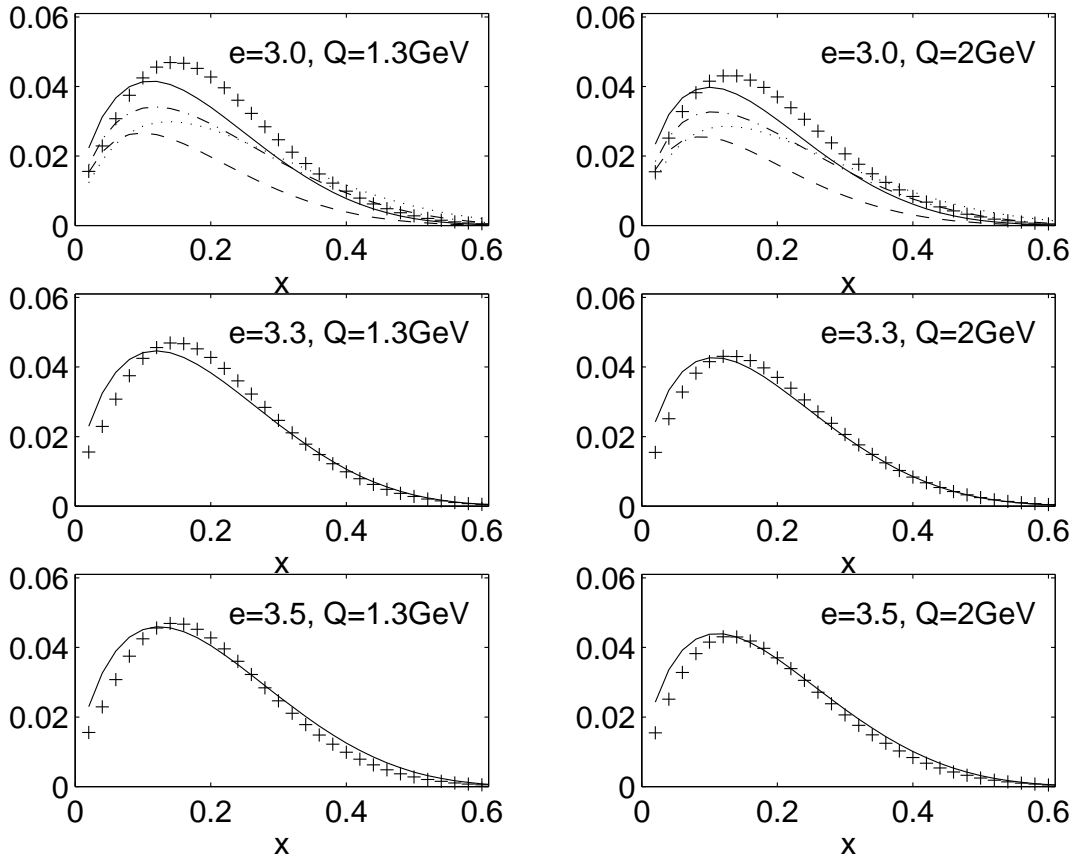


FIG. 4. $x\bar{q}_3 = x(\bar{d} - \bar{u})$ for several values of e (solid line) and $Q = 1.3$ and 2 GeV. The first two plots show in addition results for an exponential form factor with cutoff $\Lambda = 850, 1150$ and 1450 MeV (dashed, dashed-dotted, and dotted line). The crosses indicate the CTEQ3M data.

Note also that we act partly at rather high-energy ranges, where the applicability of the Skyrme model might be problematic. Still one can see that $e = 3.5$ reproduces well the CTEQ-data for $x\bar{q}_3$. For $x\bar{q}_8$ $e = 3.5$ leads to an overestimation of the sea and lower values of e down to 3.0 are required to fit the data. This corresponds to a very strong fourth-order term in the Skyrme Lagrangian and is hardly acceptable with view to several low-energy parameters which have to be fitted simultaneously with the Skyrme model.

Nevertheless, one can state that the situation is substantially better than in the exponential case. The exponential form factor has the following problems: when the cutoffs for the πNN and the $\pi N\Delta$ vertex are taken to be the same, $x\bar{q}_3$ cannot be fitted. Starting at a value of 850 MeV, the contribution increases with increasing cutoff, reaching a maximum at approximately 1200 MeV from where on the contribution decreases again for $x < 0.5$ without having reached the CTEQ-fit. This comes from the different behavior of the πNN - and the $\pi N\Delta$ - sector. In addition, if one uses cutoffs suggested by low-energy nuclear physics, the overestimation of $x\bar{q}_8$ is far worse than for the Skyrme model.

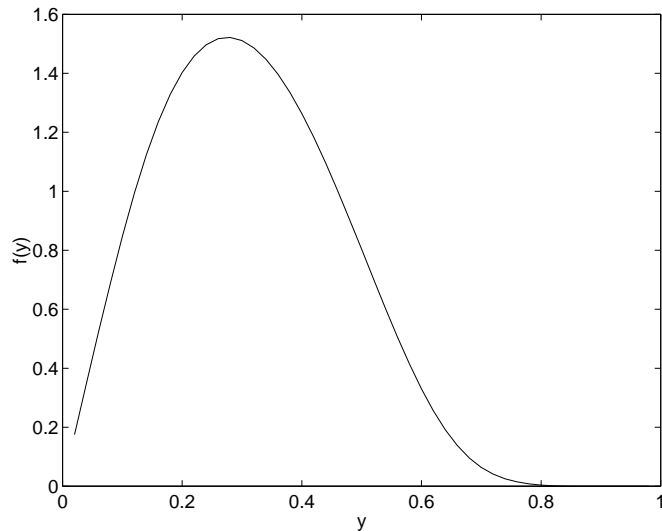


FIG. 5. The pion distribution in the nucleon through the πNN process for a Skyrme form factor with $e = 3.5$.

One should also consider the effects of higher order Fock space states. For reasonable

values of x , i.e. $x > 0.2$, the convolution integral (6) mainly takes into account the tail of the meson distribution f_{MBN} which peaks typically around $x \approx 0.25$. Fig.5 shows an example for the meson distribution for $e = 3.5$. Multimeson states would obviously blow up the meson distribution for $x < 0.1$ and reduce it for larger x . This would lead to a decrease of $x\bar{q}_8(x)$ for $x > 0.1$. For $x\bar{q}_3$ we expect this effect to cancel more or less between the πNN and the $\pi N\Delta$ contributions.

We conclude that a form factor which is hard for small t and soft for large t is advantageous for meson-cloud models. We also found that the Skyrme model form factor shows this property naturally. However, to obtain a good fit to the sea parton distribution, one has to choose the Skyrme model parameter e somewhat smaller than permitted by fits to low-energy data. We have the hope that higher-order meson states tend to reduce the overestimation for $x\bar{q}_8$ without destroying the acceptable results for $x\bar{q}_3$ (for $e = 3.5$).

ACKNOWLEDGMENT

We strongly thank G. Holzwarth for making his results available to us prior to publication and for numerous helpful discussions. We also thank W. Weise and L. Frankfurt for fruitful discussions.

-
- [1] J. D. Sullivan, Phys. Rev. D **5**, 1732 (1972)
 - [2] A. W. Thomas, Phys. Lett. **126 B**, 97 (1983)
 - [3] L. L. Frankfurt, L. Mankiewicz and M. I. Strikman, Z. Phys. A **334**, 343 (1989)
 - [4] S. Kumano, Phys. Rev. D **43**, 59 (1991); **43**, 3067 (1991)
 - [5] W. Koepf, L. L. Frankfurt and M. Strikman, Phys. Rev. D **53**, 2586 (1996)
 - [6] G. Holzwarth and R. Machleidt, Phys. Rev. C **55**, 1088 (1997)

- [7] E. M. Henley and G. A. Miller, Phys. Lett. **251 B**, 453 (1990)
- [8] S. Kumano and J. T. Londergan, Phys. Rev. D **44**, 717 (1991)
- [9] R. Machleidt, K. Holinde and Ch. Elster, Phys. Rep. **149**, 1 (1987)
- [10] M. Glueck, E. Reya and A. Vogt, Z. Phys. C **53**, 651 (1992)
- [11] H. L. Lai *et al.*, Phys. Rev D **51**, 4763 (1995)