

ELECTROWEAK THEORY AND THE 1996/97 PRECISION ELECTROWEAK DATA ^{*†}

D. Schildknecht

Fakultät für Physik, Universität Bielefeld, D-33501 Bielefeld

September 8, 2018

Abstract

We review the empirical evidence for the validity of the Standard Electroweak Theory in Nature. The experimental data are interpreted in terms of an effective Lagrangian for Z physics, allowing for potential sources of SU(2) violation and containing the predictions of the Standard Electroweak Theory as a special case. Particular emphasis is put on discriminating loop corrections due to fermion-loop vector-boson propagator corrections on the one hand, from corrections depending on the non-Abelian structure and the Higgs sector on the other hand. Results from recently obtained fits of the Higgs-boson mass are reported, yielding $M_H \lesssim 430$ GeV [680 GeV] at 95% C.L. based on the input of $\bar{s}_w^2(\text{LEP} + \text{SLD})_{97} = 0.23152 \pm 0.00023$ [$\bar{s}_w^2(\text{LEP})_{97} = 0.23196 \pm 0.00028$]. The LEP2 data provide first direct experimental evidence for non-zero non-Abelian couplings among the electroweak vector bosons.

1 Z Physics

The spirit in which I will look at the electroweak precision data may be characterized by quoting Feynman who once said:

” In any event, it is always a good idea to try to see how much or how little of our theoretical knowledge actually goes into the analysis of those situations which have been experimentally checked.”
R.P. Feynman [1]

1.1 The $\alpha(0)$ -Born Prediction

The quality of the data on electroweak interactions may be particularly well appreciated by starting with an analysis in terms of the Born approximation of the Standard Electroweak Theory (Standard Model, SM) [2, 3]. From the input of

$$\begin{aligned}\alpha(0)^{-1} &= 137.0359895(61), & G_\mu &= 1.16639(2) \cdot 10^{-5} \text{GeV}^{-2}, \\ M_Z &= 91.1863 \pm 0.0020 \text{GeV},\end{aligned}\tag{1}$$

^{*}Invited talk presented at the XXI School of Theoretical Physics, Ustrón, Poland, September 1997, to appear in Acta Physica Polonica.

[†]Supported by the Bundesministerium für Bildung und Forschung, Bonn, Germany, Contract 05 7BI92P (9) and the EC-network contract CHRX-CT94-0579.

one may predict the partial width of the Z for decay into leptons, Γ_1 , the weak mixing angle, \bar{s}_W^2 , and the W mass, M_W . The $\alpha(0)$ -Born approximation, in distinction from the $\alpha(M_Z^2)$ -Born approximation to be introduced below,

$$\begin{aligned}\bar{s}_W^2(1 - \bar{s}_W^2) &= \frac{\pi\alpha(0)}{\sqrt{2}G_\mu M_Z^2}, \\ \Gamma_1 &= \frac{G_\mu M_Z^3}{24\pi\sqrt{2}} \left(1 + (1 - 4\bar{s}_W^2)^2\right), \\ M_W^2 &= M_Z^2(1 - \bar{s}_W^2),\end{aligned}\tag{2}$$

then yields

$$\bar{s}_W^2 = 0.2121, \quad \Gamma_1 = 84.85 \text{ MeV}, \quad M_W = 80.940 \text{ GeV}.\tag{3}$$

A comparison with the experimental data from tab. 1,

$$\begin{aligned}\bar{s}_W^2(\text{LEP} + \text{SLD}) &= 0.23165 \pm 0.00024, & \Gamma_1 &= 83.91 \pm 0.11 \text{ MeV}, \\ M_W &= 80.356 \pm 0.125 \text{ GeV},\end{aligned}\tag{4}$$

shows discrepancies between the $\alpha(0)$ -Born approximation and the data by many standard deviations.

1.2 The $\alpha(M_Z^2)$ -Born, the Full Fermion-Loop and the Complete One-Loop Standard Model Predictions

Turning to corrections to the $\alpha(0)$ -Born approximation, I follow the 1988 strategy “to isolate and to test directly the ‘new physics’ of boson loops and other new phenomena by comparing with and looking for deviations from the predictions of the dominant-fermion-loop results” [10]. Accordingly, let us strictly discriminate [11, 12, 13, 14, 15] vacuum-polarization contributions due to fermion loops in the photon, Z and W propagators from all other loop corrections, the “bosonic” loops, which contain virtual vector bosons within the loops. I note that this distinction between two classes of loop corrections is gauge invariant in the $SU(2)_L \times U(1)_Y$ electroweak theory. Otherwise the theory would fix the number of fermion families. The reason for systematically discriminating fermion loops in the propagators from the rest is in fact obvious. The fermion-loop effects, leading to “running” of coupling constants and to mixing among the neutral vector bosons, can be precisely predicted from the *empirically known couplings* of the leptons and the (light) quarks, while other loop effects, such as vacuum polarization due to boson pairs and vertex corrections, depend on the *empirically unknown*¹ *couplings* among the vector bosons and the properties of the Higgs scalar. It is in fact the difference between the fermion-loop predictions and the full one-loop results which sets the scale [10] for the precision required for empirical tests of the electroweak theory beyond (trivial) fermion-loop effects. One should remind oneself that the experimentally unknown bosonic interactions are right at the heart of the celebrated renormalizability properties [16] of the electroweak non-Abelian gauge theory [3].

When considering fermion loops, let us first of all look at the contributions of leptons and quarks to the photon propagator. Vacuum polarization due to leptons and quarks, or rather hadrons in the latter case, leads to the well-known increase (“running”) of the electromagnetic

¹Compare, however, the most recent results on the trilinear couplings among the vector bosons to be discussed in Section 2.

leptonic sector		hadronic sector	
$\Gamma_1 = 83.91 \pm 0.11 \text{ MeV}$		$R = 20.778 \pm 0.029$ 75 ± 27	
$\bar{s}_W^2 _{\text{LEP}} = 0.23200 \pm 0.00027$ 196 ± 28		$\Gamma_{\text{T}} = 2494.6 \pm 2.7 \text{ MeV}$ $.8 \pm 2.5$	
$\bar{s}_W^2 _{\text{SLD}} = 0.23061 \pm 0.00047$ 55 ± 41		$\sigma_{\text{h}} = 41.508 \pm 0.056$ 486 ± 53	
$\bar{s}_W^2 _{\text{LEP+SLD}} = 0.23165 \pm 0.00024$ 52 ± 23		$\Gamma_{\text{h}} = 1743.6 \pm 2.5 \text{ MeV}$ $.1 \pm .3$	
$M_{\text{W}} = 80.356 \pm 0.125 \text{ GeV}$ 430 ± 80		$R_{\text{b}} = 0.2179 \pm 0.0012$ 74 ± 9	
		$\Gamma_{\text{b}} = 379.9 \pm 2.2 \text{ MeV}$	
		$R_{\text{c}} = 0.1715 \pm 0.0056$ 27 ± 50	
		$\Gamma_{\text{c}} = 299.0 \pm 9.8 \text{ MeV}$	
input parameters		correlation matrices	
$M_{\text{Z}} = 91.1863 \pm 0.0020 \text{ GeV}$ 67 ± 20			σ_{h} R Γ_{T}
$G_{\mu} = 1.16639(2) \cdot 10^{-5} \text{ GeV}^{-2}$			σ_{h} R Γ_{T}
$\alpha(M_{\text{Z}}^2)^{-1} = 128.89 \pm 0.09$			
$\alpha_{\text{s}}(M_{\text{Z}}^2) = 0.123 \pm 0.006$			
$m_{\text{b}} = 4.7 \text{ GeV}$			
$m_{\text{t}} = 175 \pm 6 \text{ GeV}$ 5.6 ± 5.5			

Table 1: *The 1996 precision data (and below these data the last digits of the 1997 data), consisting of the LEP data [4], the SLD value [5, 4] for \bar{s}_W^2 , and the world average [6, 4] for M_W . The partial widths Γ_1 , Γ_h , Γ_b , and Γ_c are obtained from the observables $R = \Gamma_h/\Gamma_1$, $\sigma_h = (12\pi\Gamma_1\Gamma_h)/(M_Z^2\Gamma_T^2)$, $R_b = \Gamma_b/\Gamma_h$, $R_c = \Gamma_c/\Gamma_h$, and Γ_T using the given correlation matrices. The data in the upper left-hand column will be referred to as “leptonic sector” subsequently. Inclusion of the data in the upper right-hand column will be referred to as “all data”. If not stated otherwise, the SM predictions will be based on the input parameters given in the lower left-hand column of the table, where $\alpha(M_Z^2)$ is taken from Ref. [7], $\alpha_s(M_Z^2)$ results from the event-shape analysis [8] at LEP, and m_t represents the direct Tevatron measurement [9]. Note that the difference between the 1996 and the 1997 data is half a standard deviation at most.*

coupling as a function of the scale at which it is measured. While the contribution of leptons can be calculated in a straightforward manner, the one of quarks is more reliably obtained from the cross section for $e^+e^- \rightarrow \text{hadrons}$ via a dispersion relation [7, 17]. As a consequence of the experimental errors in this cross section, in particular in the region below about 3.5 GeV, the value of the electromagnetic fine-structure constant at the Z scale, relevant for LEP1 physics, contains a non-negligible error,

$$\alpha(M_Z^2)^{-1} = 128.89 \pm 0.09. \quad (5)$$

Replacing $\alpha(0)$ in (2) by $\alpha(M_Z^2)$ implies replacing \bar{s}_W^2 in (2) by s_0^2 ,

$$s_0^2(1 - s_0^2) = \frac{\pi\alpha(M_Z^2)}{\sqrt{2}G_\mu M_Z^2}, \quad (6)$$

which may be expected to be a more appropriate parameter for electroweak physics at the Z -boson scale than the mixing angle from the $\alpha(0)$ -Born approximation (2). As the transition from $\alpha(0)$ to $\alpha(M_Z^2)$ is an effect purely due to the electromagnetic interactions of leptons and quarks (hadrons), even present in the absence of weak interactions, the relations (2) with the replacement $s_W^2 \rightarrow s_0^2$ from (6) may appropriately be called the “ $\alpha(M_Z^2)$ -Born approximation” [18] of the electroweak theory.

Numerically, one finds

$$\begin{aligned} s_0^2 &= 0.23112 \pm 0.00023, \\ \Gamma_1^{(0)} &= 83.563 \pm 0.012 \text{ MeV}, \\ M_W^{(0)} &= 79.958 \pm 0.011 \text{ GeV}, \end{aligned} \quad (7)$$

i.e. a large part of the discrepancy between the predictions (3) and the data (4) is due to the use of the inappropriate value of $\alpha(0)$, instead of $\alpha(M_Z^2)$, as appropriate for Z physics. Note that the uncertainty in s_0^2 , as a consequence of the error in $\alpha(M_Z^2)$, is as large as the error of \bar{s}_W^2 from the measurements at the Z resonance (compare (4) or tab. 1).

All other fermion-loop effects are due to fermion loops in the W propagator (relevant since G_μ enters the predictions) and in the Z propagator, and due to the important effect of γZ mixing induced by fermions. Light fermions as well as the top quark accordingly yield important contributions to the “full fermion-loop prediction” which includes *all* fermion-loop propagator corrections.

In fig. 1, an update of a figure in Ref. [15], we show the experimental data from the “leptonic sector”, $\bar{s}_W^2, \Gamma_1, M_W$, in comparison with the $\alpha(M_Z^2)$ -Born approximation, the full fermion-loop prediction, and the complete one-loop Standard Model results. Note that fig. 1 shows the 1996 data. According to tab. 1, the difference between the 1997 data [4] and the 1996 data is much below one standard deviation and irrelevant for the content of fig. 1 and most of the further conclusions.

We conclude that [15, 13],

- i) contributions beyond the $\alpha(M_Z^2)$ -Born approximation are needed for agreement with the data,
- ii) contributions beyond the full fermion-loop predictions, based on $\alpha(M_Z^2)$, the fermion-loop contributions to the W and Z propagators and to γZ mixing, and the top quark effects, are necessary, and provided

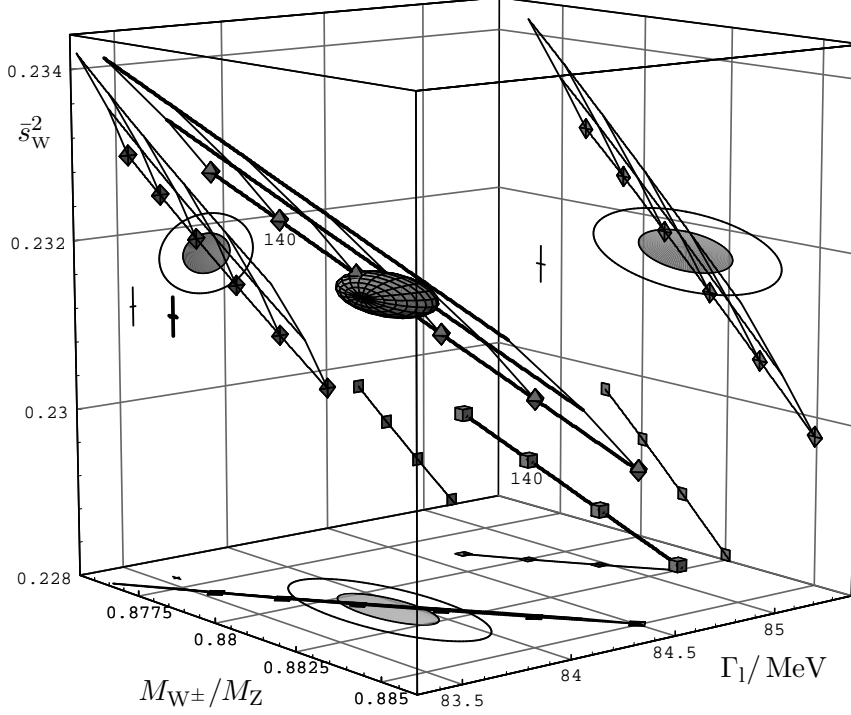


Figure 1: *Three-dimensional plot of the 1σ ellipsoid of the 1996 experimental data in $(M_{W^\pm}/M_Z, \bar{s}_W^2, \Gamma_1)$ -space, using \bar{s}_W^2 (LEP + SLD) as experimental input for \bar{s}_W^2 , in comparison with the full SM prediction (connected lines) and the pure fermion-loop prediction (single line with cubes). The full SM prediction is shown for Higgs-boson masses of $M_H = 100$ GeV (line with diamonds), 300 GeV, and 1 TeV parametrized by m_t ranging from 120–220 GeV in steps of 20 GeV. In the pure fermion-loop prediction the cubes also indicate steps in m_t of 20 GeV starting with $m_t = 120$ GeV. The cross outside the ellipsoid indicates the $\alpha(M_Z^2)$ -Born approximation with the corresponding error bars, which also apply to all other SM predictions (1996 update from Ref. [15]). Note that in the projections on the planes also the 2σ contours are shown.*

- iii) by additional contributions involving bosonic loops, dependent on the non-Abelian couplings and the properties of the Higgs boson.

The increase in precision of the experimental data may be particularly well appreciated by comparing with the results which I discussed at the XVII International School of Theoretical Physics in Szczyrk, in September 1993 [19].

The question immediately arises of what can be said in more detail about the various contributions due to fermionic and bosonic loops, leading to the final agreement between theory and experiment.

1.3 Effective Lagrangian, $\Delta x, \Delta y, \varepsilon, \Delta y_b$ Parameters

This question can be answered by an analysis in terms of the parameters $\Delta x, \Delta y$ and ε which within the framework of an effective Lagrangian [12, 13, 14] specify potential sources of SU(2) violation. The “*mass parameter*” Δx is related to SU(2) violation by the masses of the triplet of charged and neutral (unmixed) vector boson via

$$M_W^2 \equiv (1 + \Delta x)M_{W^0}^2 \equiv xM_{W^0}^2, \quad (8)$$

while the “*coupling parameter*” Δy specifies SU(2) violation among the W^\pm and W^0 couplings to fermions,

$$g_{W^\pm}^2(0) \equiv M_{W^\pm}^2 4\sqrt{2}G_\mu = (1 + \Delta y)g_{W^0}^2(M_Z^2) \equiv yg_{W^0}^2(M_Z^2). \quad (9)$$

Finally, the “*mixing parameter*” ε refers to the mixing strength in the neutral vector boson sector and quantifies the deviation of \bar{s}_W^2 from $e^2(M_Z^2)/g_{W^0}^2(M_Z^2)$,

$$\bar{s}_W^2 \equiv \frac{e^2(M_Z^2)}{g_{W^0}^2(M_Z^2)}(1 - \varepsilon), \quad (10)$$

thus allowing for an unconstrained mixing strength [11, 20] in the neutral vector-boson sector. The effective Lagrangian incorporating the mentioned sources of SU(2) violation for W and Z interactions with leptons is given by [13, 12]

$$\mathcal{L}_C = -\frac{1}{2}W^{+\mu\nu}W_{\mu\nu}^- + \frac{g_{W^\pm}}{\sqrt{2}}(j_\mu^+ W^{+\mu} + h.c.) + M_{W^\pm}^2 W_\mu^+ W^{-\mu} \quad (11)$$

and

$$\begin{aligned} \mathcal{L}_N = & -\frac{1}{4}Z_{\mu\nu}Z^{\mu\nu} + \frac{1}{2}\frac{M_{W^0}^2}{1 - \bar{s}_W^2(1 - \varepsilon)}Z_\mu Z^\mu - \frac{1}{4}A_{\mu\nu}A^{\mu\nu} \\ & -ej_{em}^\mu A_\mu + \frac{g_{W^0}}{\sqrt{1 - \bar{s}_W^2(1 - \varepsilon)}}(j_3^\mu - \bar{s}_W^2 j_{em}^\mu)Z_\mu. \end{aligned} \quad (12)$$

For the observables \bar{s}_W^2, M_W and Γ_1 , from (11) and (12) one obtains

$$\begin{aligned} \bar{s}_W^2(1 - \bar{s}_W^2) &= \frac{\pi\alpha(M_Z^2)}{\sqrt{2}G_\mu M_Z^2} \frac{y}{x}(1 - \varepsilon) \frac{1}{\left(1 + \frac{\bar{s}_W^2}{1 - \bar{s}_W^2}\varepsilon\right)}, \\ \frac{M_W^2}{M_Z^2} &= (1 - \bar{s}_W^2)x \left(1 + \frac{\bar{s}_W^2}{1 - \bar{s}_W^2}\varepsilon\right), \\ \Gamma_1 &= \frac{G_\mu M_Z^3}{24\pi\sqrt{2}} \left(1 + (1 - 4\bar{s}_W^2)^2\right) \frac{x}{y} \left(1 - \frac{3\alpha}{4\pi}\right). \end{aligned} \quad (13)$$

For $x = y = 1$ (i.e., $\Delta x = \Delta y = 0$) and $\varepsilon = 0$ one recovers the $\alpha(M_Z^2)$ -Born approximation, $\bar{s}_W^2 = s_0^2$, discussed previously.

The extension [14] of the effective Lagrangian (12) to interactions of neutrinos and quarks requires the additional coupling parameters Δy_ν for the neutrino, Δy_b for the bottom quark, and Δy_h for the remaining light quarks. In the analysis of the data, for Δy_ν and Δy_h which do not involve the non-Abelian structure of the theory, the SM theoretical results may be inserted without

loss of generality as far as the guiding principle of separating vector-boson–fermion interactions from interactions containing non-Abelian couplings is concerned.

We note that the parameters in our effective Lagrangian are related [14] to the parameters $\varepsilon_{1,2,3}$ and ϵ_b , introduced [21] by isolating the quadratic m_t dependence,

$$\begin{aligned}\varepsilon_1 &= \Delta x - \Delta y + 0.2 \times 10^{-3}, & \varepsilon_2 &= -\Delta y + 0.1 \times 10^{-3}, \\ \varepsilon_3 &= -\varepsilon + 0.2 \times 10^{-3}, & \varepsilon_b &= -\Delta y_b/2 - 0.1 \times 10^{-3}.\end{aligned}\quad (14)$$

Essentially the two sets of parameters only differ in ε_1 . As ε_1 contains a linear combination of Δx and Δy , the M_H -dependent bosonic corrections in Δx are confused with the M_H -insensitive bosonic corrections in Δy , i.e. with our choice of parameters the M_H -insensitive corrections are isolated and appear in the single parameter Δy only. The theoretically interesting, but numerically irrelevant additive terms in (14), considerably smaller than 1×10^{-3} , originate from a refinement in the mixing involved in Lagrangian (12) and a corresponding refinement in (13). We refer to the original paper [14] for details.

By linearizing the equations in (13) with respect to $\Delta x, \Delta y$ and ε and inverting them, $\Delta x, \Delta y$ and ε may be deduced from the experimental data on \bar{s}_W^2, Γ_1 and M_W . Inclusion of the hadronic Z observables requires that $\Delta x, \Delta y, \varepsilon$ and Δy_b are fitted to the experimental data. Actually, one finds that the results for $\Delta x, \Delta y, \varepsilon$ are hardly affected by inclusion of the hadronic observables. On the other hand, $\Delta x, \Delta y, \varepsilon$ and Δy_b may be theoretically determined in the standard electroweak theory at the one-loop level, strictly discriminating between pure fermion-loop predictions and the rest which contains the unknown bosonic couplings. The most recent 1996 update [22] of such an analysis [15, 13, 14] is shown in fig. 2.

According to fig. 2, the data in the $(\varepsilon, \Delta x)$ plane are consistent with the SM predictions obtained by approximating Δx and ε by their pure fermion-loop values,

$$\begin{aligned}\Delta x &= \Delta x_{\text{ferm}}(\alpha(M_Z^2), s_0^2, m_t^2 \ln m_t) + \Delta x_{\text{bos}}(\alpha(M_Z^2), s_0^2, \ln M_H^2) \\ &\cong \Delta x_{\text{ferm}}(\alpha(M_Z^2), s_0^2, m_t^2, \ln m_t), \\ \varepsilon &= \varepsilon_{\text{ferm}}(\alpha(M_Z^2), s_0^2, \ln m_t) + \varepsilon_{\text{bos}}(\alpha(M_Z^2), s_0^2, \ln M_H^2) \\ &\cong \varepsilon_{\text{ferm}}(\alpha(M_Z^2), s_0^2, \ln m_t).\end{aligned}\quad (15)$$

The small contributions of Δx_{bos} and ε_{bos} to Δx and ε , respectively, and the logarithmic dependence on the Higgs mass, M_H , imply the well-known result that the data are fairly insensitive to the mass of the Higgs scalar. It is instructive to also note the numerical results for Δx_{ferm} and $\varepsilon_{\text{ferm}}$, obtained in the Standard Model. They are given by [13]

$$\begin{aligned}\Delta x_{\text{ferm}} &= (2.61t + 1.34 \log(t) + 0.52) \times 10^{-3}, \\ \varepsilon_{\text{ferm}} &= (-0.45 \log(t) - 6.43) \times 10^{-3},\end{aligned}\quad (16)$$

with $t \equiv m_t^2/M_Z^2$. The mass parameter Δx is dominated by the m_t^2 term [23] due to weak isospin breaking induced by the top quark, while ε is dominated by the constant term due to mixing among the neutral vector bosons induced by the light leptons and quarks.

In distinction from the results for Δx and ε , where the fermion loops by themselves are consistent with the data, a striking effect appears in the plots showing Δy . The predictions are clearly inconsistent with the data, unless the fermion-loop contributions to Δy (denoted by lines

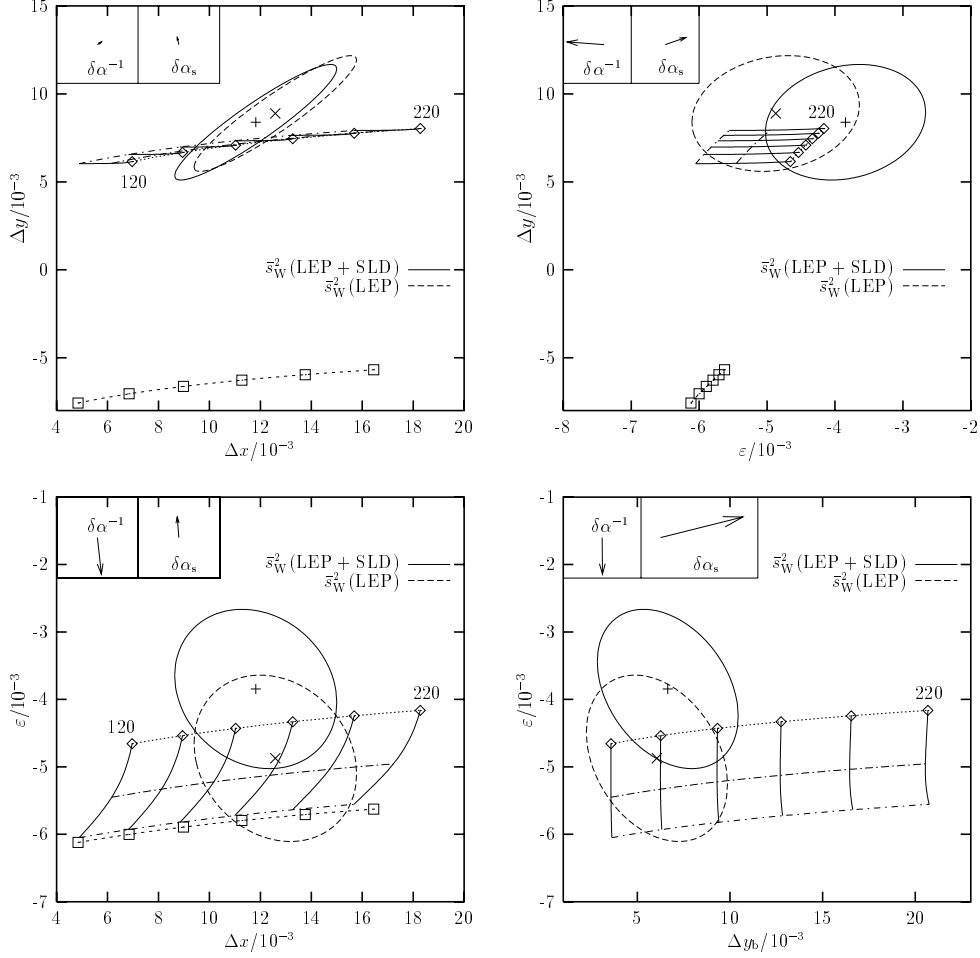


Figure 2: The projections of the 1σ ellipsoid of the electroweak parameters Δx , Δy , ε , Δy_b obtained from the 1996 set of data in comparison with the SM predictions. Both the results obtained from using $\bar{s}_W^2(\text{LEP})$ and $\bar{s}_W^2(\text{LEP} + \text{SLD})$ as experimental input are shown. The full SM predictions correspond to Higgs-boson masses of 100 GeV (dotted with diamonds), 300 GeV (long-dashed dotted) and 1 TeV (short-dashed dotted) parametrized by the top-quark mass ranging from 120 GeV to 220 GeV in steps of 20 GeV. The pure fermion-loop prediction is also shown (short-dashed curve with squares) for the same values of m_t . The arrows indicate the shifts of the centres of the ellipses upon changing $\alpha(M_Z^2)^{-1}$ to $\alpha(M_Z^2)^{-1} + \delta\alpha(M_Z^2)^{-1}$ and $\alpha_s(M_Z^2)$ to $\alpha_s(M_Z^2) + \delta\alpha_s(M_Z^2)$. (From Ref. [22])

	$\Delta y_{\text{ferm}} \times 10^3$	$\Delta y_{\text{bos}} \times 10^3$	$\Delta y \times 10^3$
SC	-7.8	12.4	4.6
IB ($m_t = 175$ GeV)	1.5	1.2	2.7
SC + IB	-6.3	13.6	7.3

Table 2: *The different contributions (see (19)) to the coupling parameter Δy (from Ref. [15]).*

with small squares) are supplemented by an additional term, which in the standard electroweak theory is due to bosonic effects,

$$\Delta y = \Delta y_{\text{ferm}}(\alpha(M_Z^2), s_0^2, \ln m_t) + \Delta y_{\text{bos}}(\alpha(M_Z^2), s_0^2). \quad (17)$$

Remembering that Δy , according to (9), relates the coupling of the W^\pm boson to leptons as measured in μ^\pm decay, to the coupling of the neutral member, W^0 , of the vector-boson triplet at the scale M_Z , it is not surprising that Δy_{bos} contains vertex and box corrections originating from μ^\pm decay as well as vertex corrections at the $W^0 f \bar{f}$ ($Z f \bar{f}$) vertex. While Δy_{bos} obviously depends on the trilinear couplings among the vector bosons, it is insensitive to M_H . The experimental data have accordingly become accurate enough to isolate loop effects which are insensitive to M_H , but depend on the self-interactions of the vector bosons, in particular on the trilinear non-Abelian couplings entering the $W f \bar{f}'$ and $W^0 f \bar{f}$ ($Z f \bar{f}$) vertex corrections.

With respect to the interpretation of the coupling parameter, Δy , one further step [15] may appropriately be taken. Introducing the coupling of the W boson to leptons, $g_{W^\pm}(M_W^2)$, as defined by the leptonic W -boson width, in addition to the previously used low-energy coupling, $g_{W^\pm}(0)$, defined by the Fermi constant in (9),

$$\Gamma_l^W = g_{W^\pm}^2(M_W^2) \frac{M_W}{48\pi} \left(1 + c_0^2 \frac{3\alpha}{4\pi}\right), \quad (18)$$

the coupling parameter, Δy , in linear approximation may be split into two additive terms,

$$\Delta y = \Delta y^{\text{SC}} + \Delta y^{\text{IB}}. \quad (19)$$

While Δy^{SC} (where “SC” stands for “scale change”) furnishes the transition from $g_{W^\pm}(0)$ to $g_{W^\pm}(M_W^2)$,

$$g_{W^\pm}^2(0) = (1 + \Delta y^{\text{SC}}) g_{W^\pm}^2(M_W^2), \quad (20)$$

the parameter Δy^{IB} (where “IB” stands for “isospin breaking”) relates the charged-current and neutral current couplings at the high-mass scale $M_W \sim M_Z$,

$$g_{W^\pm}^2(M_W^2) = (1 + \Delta y^{\text{IB}}) g_{W^0}^2(M_Z^2), \quad (21)$$

to each other. Note that Δy^{SC} according to (18) with (20) and (9) can be uniquely extracted from the observables M_W, Γ_l^W together with G_μ .

As seen in tab. 2 and fig. 3, the fermion-loop and the bosonic contributions to Δy are opposite in sign, and both are dominated by their scale-change parts, Δy^{SC} . Once, $\Delta y_{\text{bos}}^{\text{SC}}$ is taken into account, practically no further bosonic contributions are needed.

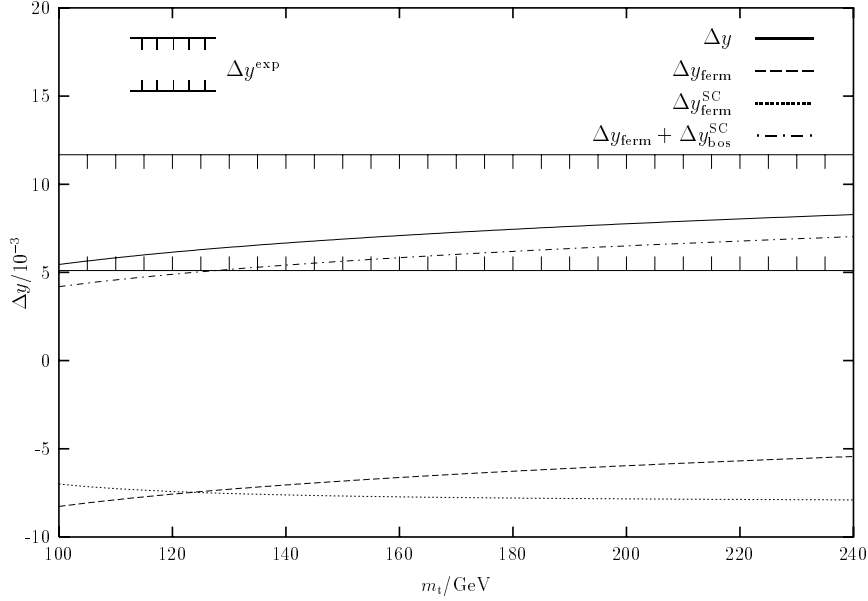


Figure 3: *The one-loop SM predictions for Δy , Δy_{ferm} , $\Delta y_{\text{ferm}}^{\text{SC}}$, and $(\Delta y_{\text{ferm}} + \Delta y_{\text{bos}}^{\text{SC}})$ as a function of m_t . The difference between the curves for Δy and $(\Delta y_{\text{ferm}} + \Delta y_{\text{bos}}^{\text{SC}})$ corresponds to the small contribution of $\Delta y_{\text{bos}}^{\text{IB}}$. The experimental value of Δy , $\Delta y^{\text{exp}} = (8.4 \pm 3.3) \times 10^{-3}$, is indicated by the error band (From Ref. [15], 1996 update).*

The bosonic loops necessary for agreement with the data are accordingly recognized as charged-current corrections related to the use of the low-energy parameter G_μ in the analysis of the data at the Z scale. Their contribution, due to a gauge-invariant combination of vertex, box and vacuum-polarization, is opposite in sign and somewhat larger than the contribution due to fermion-loop vacuum polarization, the increase in g_{W^\pm} due to fermion loops thus becoming overcompensated by bosonic corrections.

We note that the coupling $g_{W^\pm}(M_W^2)$, obtained from G_μ , M_W and Δy^{SC} , is most appropriate to define an (improved) Born approximation [25] for $e^+e^- \rightarrow W^+W^-$ at LEP2 energies.

Once the input parameters at the Z scale, M_Z and $\alpha(M_Z^2)$, are supplemented by the coupling $g_{W^\pm}(M_W^2)$, also defined at this scale and replacing G_μ , all relevant radiative corrections are contained in Δx_{ferm} , $\varepsilon_{\text{ferm}}$, and Δy_b , and are either related to weak isospin breaking by the top quark or due to mixing effects induced by the light leptons and quarks and the top quark. Compare the numerical results for Δx_{ferm} and $\varepsilon_{\text{ferm}}$ in (16). In addition to Δx_{ferm} and $\varepsilon_{\text{ferm}}$, there is a (small) $\log(m_t)$ isospin-breaking contribution to Δy as shown in tab. 2, and an even smaller bosonic isospin-breaking contribution.

In fig. 2, we also show the result for Δy_b in the $(\Delta y_b, \varepsilon)$ plane. The SM prediction for Δy_b , as a consequence of a quadratic dependence on m_t , is similar in magnitude to the one for Δx . The experimental result for Δy_b at the 1σ level almost includes the theoretical expectation implied by the Tevatron measurement of $m_t^{\text{exp}} = 175 + 6$ GeV. This reflects the fact that the 1996 value of R_b from tab. 1 is approximately consistent with theory, since the R_b enhancement, present in

the 1995 data [24] has practically gone away. I will come back to this point when discussing the bounds on M_H implied by the data.

1.4 Empirical Evidence for the Higgs Mechanism?

As the experimental results for Δx and ε are well represented by neglecting all effects with the exception of fermion loops, and as the bosonic contribution to Δy , which is seen in the data, is independent of M_H , the question as to the role of the Higgs mass and the concept of the Higgs mechanism [26] with respect to precision tests immediately arises.

More specifically, one may ask the question whether the experimental results (i.e. $\Delta x, \Delta y, \varepsilon, \Delta y_b$) can be predicted even without the very concept of the Higgs mechanism.

In Ref. [27] we start from the well-known fact that the standard electroweak theory without Higgs particle may credibly be reconstructed [20] within the framework of a massive vector-boson theory (MVB) with the most general mass-mixing term which preserves electromagnetic gauge invariance. This theory is then cast into a form which is invariant under local $SU(2) \times U(1)$ transformations by introducing three auxiliary scalar fields á la Stueckelberg [28, 29]. As a consequence, loop calculations may be carried out in an arbitrary R_ξ gauge in close analogy to the SM, even though the non-linear realization of the $SU(2) \times U(1)$ symmetry, obviously, does not imply renormalizability of the theory.

Explicit loop calculations show that indeed the Higgs-less observable Δy , evaluated in the MVB, coincides with Δy evaluated in the standard electroweak theory, i.e. in particular for the bosonic part, we have²

$$\Delta y_{\text{bos}}^{\text{MVB}} \equiv \Delta y_{\text{bos}}^{\text{SM}}. \quad (22)$$

In the case of Δx_{bos} and ε_{bos} , one finds that the MVB and the SM differ by the replacement $\ln M_H \Leftrightarrow \ln \Lambda$, where Λ denotes an ultraviolet cut-off. For $\Lambda \lesssim 1$ TeV, accordingly,

$$\Delta x^{\text{MVB}} \cong \Delta x_{\text{ferm}}^{\text{MVB}} = \Delta x_{\text{ferm}}^{\text{SM}}, \quad \varepsilon^{\text{MVB}} \cong \varepsilon_{\text{ferm}}^{\text{MVB}} = \varepsilon_{\text{ferm}}^{\text{SM}}. \quad (23)$$

In conclusion, the MVB can indeed be evaluated at one-loop level at the expense of introducing a logarithmic cut-off, Λ . This cut-off only affects the mass parameter, Δx , and the mixing parameter, ε , whose bosonic contributions cannot be well resolved experimentally anyway.

The quantity Δy , whose bosonic contributions are essential for agreement with experiment, is independent of the Higgs mechanism, i.e. it is convergent for $\Lambda \rightarrow \infty$ in the MVB theory. It depends on the non-Abelian couplings of the vector bosons among each other, which enter the vertex corrections at the W and Z vertices. Even though the data cannot discriminate between the MVB and the SM with Higgs scalar, the Higgs mechanism nevertheless yields the only known simple physical realization of the cut-off Λ (by M_H) which guarantees renormalizability.

1.5 Bounds on the Higgs-Boson Mass

We return to the description of the data in the SM, and in particular discuss the question, in how far the mass of the Higgs boson can be deduced from the precision data.

²Actually, in the SM there is an additional contribution of $\mathcal{O}(1/M_H^2)$ which is irrelevant numerically for $M_H \gtrsim 100$ GeV. Note that the M_H -dependent contributions to interactions violating custodial $SU(2)$ symmetry turn out to be suppressed [30] by a power of $1/M_H^2$ in the SM relative to the expectation from dimensional analysis. The absence of a $\log M_H$ term in Δy and the absence of a $M_H^2 \log M_H$ term in Δx in the SM thus appear on equal footing from the point of view of custodial $SU(2)$ symmetry. In contrast, no suppression relative to dimensional analysis is present in the mixing parameter ε , which does not violate custodial $SU(2)$ symmetry.

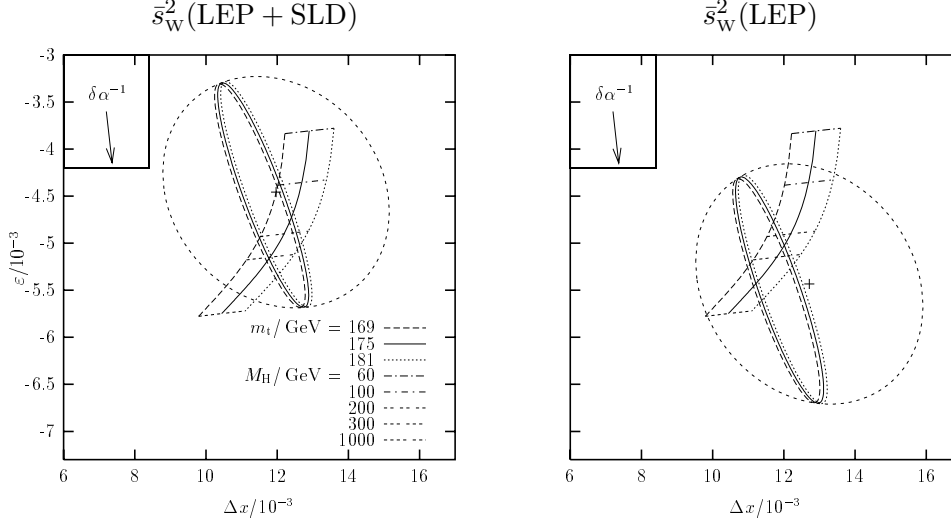


Figure 4: The 1σ contour of the experimental data in the $(\Delta x, \varepsilon)$ plane defined by $\Delta y \cong 7 \times 10^{-3}$ (corresponding to $m_t = 175 \pm 6$ GeV). The cut of the contour with the SM predictions for $m_t = 175 \pm 6$ GeV yields the experimental bounds on M_H . The projection of the data ellipsoid on the $(\Delta x, \varepsilon)$ plane, also shown, differs slightly from the one in fig. 2, since the data from the leptonic sector only were used for the present figure.

In Section 1.3 we noted that the full (logarithmic) dependence on M_H is contained in the mass parameter, Δx , and in the mixing parameter, ε . The experimental restrictions on M_H may accordingly be visualized by showing the contour of the data in the $(\Delta x, \varepsilon)$ plane for the fixed (theoretical) value of $\Delta y \cong 7 \times 10^{-3}$ (corresponding to $m_t = 175 \pm 6$ GeV) in comparison with the M_H -dependent SM predictions for Δx and ε . Figure 4 illustrates the delicate dependence of bounds for M_H on the experimental input for \bar{s}_W^2 , $\alpha(M_Z^2)$ and m_t^{exp} . The bounds on M_H , one can read off from fig. 4, are qualitatively in agreement of the results of the fits to be discussed next.

Precise bounds on M_H require a fit to the experimental data. In order to account for the experimental uncertainties in the input parameters of $\alpha(M_Z^2)$, $\alpha_s(M_Z^2)$ and m_t , four-parameter $(m_t, M_H, \alpha(M_Z^2), \alpha_s(M_Z^2))$ fits to various sets of observables from tab. 1 were actually performed in Refs.[31, 22]. M_H and $\alpha_s(M_Z^2)$ were treated as free fit parameters, while for $\alpha(M_Z^2)$ and m_t the experimental constraints from tab. 1 were used.

The results of the 1996 update (taken from Ref. [22]) of the fits [31]³ are presented in the plots of $\Delta\chi^2 \equiv \chi^2 - \chi_{\min}^2$ against M_H of fig. 5.

As χ_{\min}^2 is smallest for the fit to the “leptonic sector” of $\bar{s}_W^2, M_W, \Gamma_1$ together with m_t^{exp} , and $\alpha(M_Z^2)$, while the 1σ errors are approximately the same in the three fits shown in fig. 5, we quote the result from the leptonic sector as the most reliable one,

$$\begin{aligned} M_H &= 190_{-102}^{+174} \text{ GeV}, & \text{using } \bar{s}_W^2(\text{LEP} + \text{SLD})_{'96} &= 0.23165 \pm 0.00024, \\ M_H &= 296_{-143}^{+243} \text{ GeV}, & \text{using } \bar{s}_W^2(\text{LEP})_{'96} &= 0.23200 \pm 0.00027 \end{aligned} \quad (24)$$

³Compare also Ref. [4, 32] for M_H -fits to the 1996 electroweak data, and Ref. [33, 34] for M_H fits to previous sets of data.

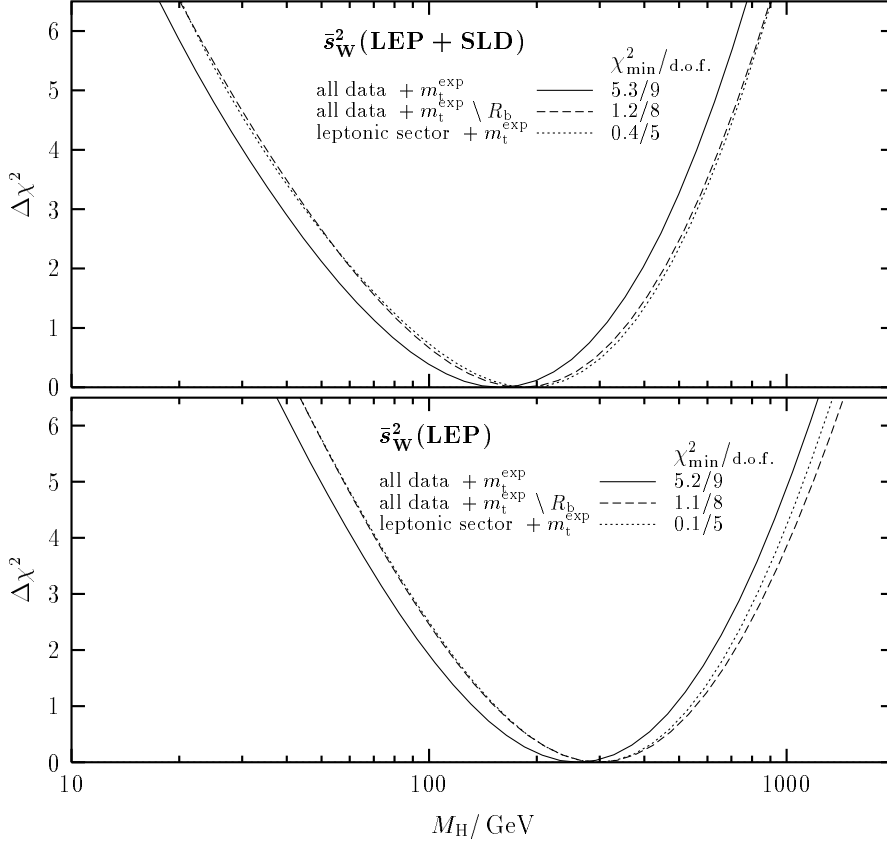


Figure 5: $\Delta\chi^2 = \chi^2 - \chi^2_{\min}$ is plotted against M_H for the $(m_t, M_H, \alpha(M_Z^2), \alpha_s(M_Z^2))$ fit to various sets of observables. For a chosen input for \bar{s}_W^2 , as indicated, we show the result of a fit to (i) the full set of 1996 data, \bar{s}_W^2 , M_W , Γ_T , σ_h , R , R_b , R_c , together with m_t^{exp} , $\alpha(M_Z^2)$, (ii) the 1996 set of (i) upon exclusion of R_b , (iii) the 1996 “leptonic sector” of \bar{s}_W^2 , M_W , Γ_1 , together with m_t^{exp} , $\alpha(M_Z^2)$. (From Ref. [22])

based on the 1996 set of data. It implies the 1σ bounds of $M_H \lesssim 360$ GeV and $M_H \lesssim 540$ GeV, using \bar{s}_W^2 (LEP + SLD) and \bar{s}_W^2 (LEP), respectively, and

$$\begin{aligned} M_H &\lesssim 550 \text{ GeV (95\% C.L.)} && \text{using } \bar{s}_W^2(\text{SEP} + \text{SLD})_{96}, \\ M_H &\lesssim 800 \text{ GeV (95\% C.L.)} && \text{using } \bar{s}_W^2(\text{LEP})_{96}. \end{aligned} \quad (25)$$

The fact that the results (24) and (25) do not require $\alpha_s(M_Z^2)$ as input parameter (apart from two-loop effects), and accordingly are independent of the uncertainties in $\alpha_s(M_Z^2)$, provides an additional reason for the restriction to the leptonic sector when deriving bounds for M_H . Moreover, we note that according to fig. 5 the results for M_H given by (24) and (25) practically do not change if the $\alpha_s(M_Z^2)$ -dependent observables, Γ_T and Γ_h , the total and hadronic Z widths, are included in the fit. Inclusion of Γ_T and Γ_h provides important information on $\alpha_s(M_Z^2)$, however. One obtains [22] $\alpha_s(M_Z^2) = 0.121 \pm 0.003$ and $\alpha_s(M_Z^2) = 0.123 \pm 0.003$ depending on whether

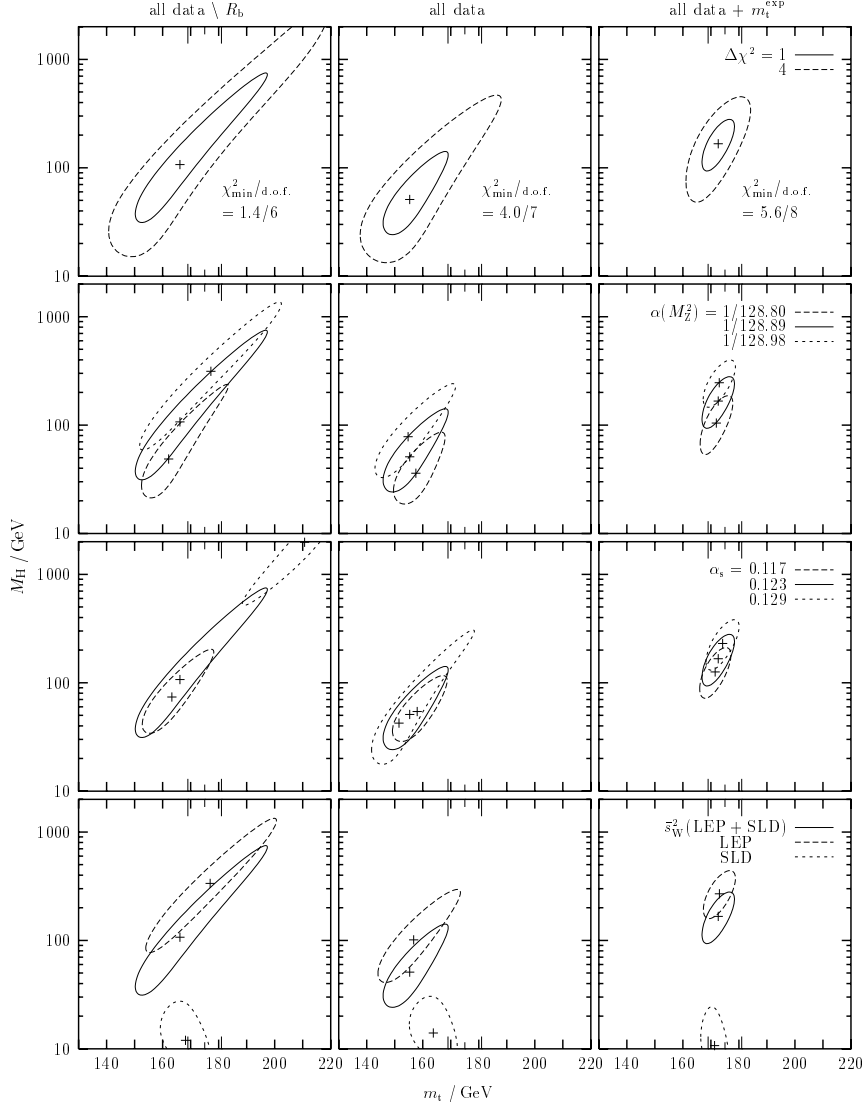


Figure 6: The results of the two-parameter (m_t, M_H) fits within the SM are displayed in the (m_t, M_H) plane. The different columns refer to the sets of experimental data used in the corresponding fits,

(i) “all data $\setminus R_b$ ”: $\bar{s}_W^2(\text{LEP} + \text{SLD})$, M_W , Γ_T , σ_h , R , R_c ,

(ii) “all data”: R_b is added to set (i),

(iii) “all data + m_t^{exp} ”: R_b, m_t^{exp} are added to the set (i).

The second and third row shows the shift resulting from changing $\alpha(M_Z^2)^{-1}$ and $\alpha_s(M_Z^2)$, respectively, by 1σ in the SM prediction. The fourth row shows the effect of replacing $\bar{s}_W^2(\text{LEP} + \text{SLD})$ by $\bar{s}_W^2(\text{LEP})$ and $\bar{s}_W^2(\text{SLD})$ in the fits. Note that the 1σ boundaries given in the first row are repeated identically in each row, in order to facilitate comparison with other boundaries. The value of $\chi_{\text{min}}^2/\text{d.o.f.}$ given in the plots refers to the central values of $\alpha(M_Z^2)^{-1}$ and $\alpha_s(M_Z^2)$. In all plots the empirical value of $m_t^{\text{exp}} = 175 \pm 6$ GeV is also indicated. (From Ref. [22])

\bar{s}_W^2 (LEP + SLD) or \bar{s}_W^2 (LEP) was used in the fit. Both values are consistent with the event-shape result given in tab. 1. The impact of also including R_b in the fit, also shown in fig. 5, will be commented upon below. Inclusion or exclusion of R_c is unimportant, as the error in R_c is considerable.

As mentioned, the above results on M_H are based on the 1996 set of data [4,5,6] which was presented at the Warsaw International Conference on High Energy Physics which took place towards the end of July 1996. Two results presented in Warsaw are of particular importance with respect to the bounds on M_H .

First of all, the value of $m_t = 175 \pm 6$ GeV reported in Warsaw and given in tab. 1 is significantly more precise than the 1995 result [24] of $m_t = 180 \pm 12$ GeV. The decrease in the error on m_t , due to the (m_t, M_H) correlation in the SM predictions for the observables, clearly visible in fig. 4, led to a substantially narrower $\Delta\chi^2$ distribution in fig. 5 compared with the results based on the 1995 set of data. Indeed, the 1995 leptonic set of data had implied [31]

$$\begin{aligned} M_H &= 152_{-106}^{+282} \text{ GeV} \quad \text{using} \quad \bar{s}_W^2 \text{ (LEP + SLD)}_{95} = 0.23143 \pm 0.00028, \\ M_H &= 353_{-224}^{+540} \text{ GeV} \quad \text{using} \quad \bar{s}_W^2 \text{ (LEP)}_{95} = 0.23186 \pm 0.0034, \end{aligned} \quad (26)$$

i.e., central values similar to the ones in (24), but with substantially larger errors.

The second and most pronounced change occurred in the result for $R_b \equiv \Gamma_b/\Gamma_h$. The enhancement in the 1995 value [24] of $R_b = 0.2219 \pm 0.0017$ of almost four standard deviations with respect to the SM prediction, according to the 1996 result of $R_b = 0.2179 \pm 0.0012$ presented in Warsaw, has reduced to less than two standard deviations. In order to discuss the impact of R_b on the results for M_H , if R_b is included in the fits, we recall that the SM prediction for R_b is (practically) independent of the Higgs mass, but significantly dependent on m_t . As the SM prediction for R_b increases with decreasing mass of the top quark, m_t , an experimental enhancement of R_b effectively amounts [31] to imposing a low top-quark mass in fits of m_t and M_H , as soon as R_b is included in the fits. Lowering the top-quark mass in turn implies a lowering of M_H as a consequence of the (m_t, M_H) correlation present in the theoretical values of the other observables. Looking at fig. 5, we see that this effect of lowering M_H is not very significant with the 1996 value of R_b and the 1996 error in m_t . The “ R_b -crisis” in the 1995 data, in contrast, led to a substantial decrease in the deduced value of M_H to e.g. $M_H = 81_{-52}^{+144}$ GeV with \bar{s}_W^2 (LEP + SLD). As stressed in Ref. [31], this low value of M_H had to be rejected, however, as the effective top-quark mass induced by including R_b was substantially below the result from the direct measurements at the Tevatron. Other consequences from the “ R_b -crisis”, such as an exceedingly low value of $\alpha_s \cong 0.100$ required upon allowing for a necessary non-standard $Zb\bar{b}$ vertex, have also gone away, and a very satisfactory and consistent overall picture of agreement with Standard Model predictions has emerged. Speculations on the existence of a “leptophobic” [35] or a “hadrophilic” extra boson [35, 36, 37], offered as potential solutions to the “ R_b -crisis”, do not seem to be realized in nature.

The delicate interplay of the experimental results for \bar{s}_W^2 , R_b and m_t in constraining M_H and the dependence of M_H on $\alpha(M_Z^2)$ and $\alpha_s(M_Z^2)$ is visualized in the two-parameter (m_t, M_H) fits shown in fig. 6. With its caption, fig. 6 is fairly self-explanatory. For a detailed discussion we refer to the original papers [31, 22]. We only note the considerable dependence of the bounds resulting for M_H on whether the experimental value for m_t is included in the fit and the strong dependence of M_H on a 1σ variation of $\alpha(M_Z^2)$ and α_s . Fig. 6 also shows that the SLD value of \bar{s}_W^2 , when taken by itself, would rule out an interpretation of the data in terms of the standard Higgs

mechanism, since the resulting Higgs mass, M_H , is much below the lower bound of $M_H \geq 70$ GeV following from the direct Higgs-boson search at LEP.

It is instructive to update our results (24) and (25) on M_H from the “leptonic sector” (of $\bar{s}_W^2, M_W, \Gamma_l$ together with m_t^{exp} and $\alpha(M_Z^2)$) on the basis of the ‘97 data, also shown in tab. 1. One obtains

$$\begin{aligned} M_H &= 152_{-88}^{+144} \text{ GeV} \quad \text{using} \quad \bar{s}_W^2 (\text{LEP} + \text{SLD})_{\cdot 97} = 0.23152 \pm 0.00023, \\ M_H &= 265_{-127}^{+208} \text{ GeV} \quad \text{using} \quad \bar{s}_W^2 (\text{LEP})_{\cdot 97} = 0.23196 \pm 0.00028, \end{aligned} \quad (27)$$

thus implying 1σ bounds of $M_H \lesssim 300$ GeV and $M_H \lesssim 470$ GeV, using $\bar{s}_W^2(\text{LEP} + \text{SLD})$ and $\bar{s}_W^2(\text{LEP})$, respectively, and

$$\begin{aligned} M_H &\lesssim 430 \text{ GeV (95\%C.L.)} \quad \text{using} \quad \bar{s}_W^2 (\text{LEP} + \text{SLD})_{\cdot 97}, \\ M_H &\lesssim 680 \text{ GeV (95\%C.L.)} \quad \text{using} \quad \bar{s}_W^2 (\text{LEP})_{\cdot 97}. \end{aligned} \quad (28)$$

The somewhat lower values of M_H extracted from the ‘97 data compared with the ‘96 data are largely due to an increase of the world average value of M_W by about 70 MeV (compare tab. 1). The 95 % C.L. bound of $M_H \lesssim 430$ GeV (‘97 data) from (28) is consistent with the bound of $M_H \lesssim 420$ GeV (‘97 data) given in Ref. [4] in an “all-data” fit which includes the hadronic sector.

2 Production of W^+W^- at LEP2

In connection with the discussion of the coupling parameter Δy in sect. 3, we stressed that the agreement with the LEP1 data at the Z provides convincing *indirect* experimental evidence for the non-Abelian couplings of the Standard Model. More *direct, quantitative* information can be deduced from future data on $e^+e^- \rightarrow W^+W^-$.

I start by quoting my distinguished late friend J.J. Sakurai. In his characteristic way of looking at physics, he said [38]:

“To quote Weinberg [Rev. Mod. Phys. **46** (1974) 255]

‘Indeed, the best way to convince oneself that gauge theories may have something to do with nature is to carry out some specific calculation and watch the cancellations before one’s very eyes’.

Does all this sound convincing? In any case it would be fantastic to see how the predicted cancellations take place *experimentally* at colliding beam facilities - LEP2? - in the 200 to 300 GeV range.”

Unfortunately, J.J. was overly optimistic concerning the energy range of LEP2. My remark will be brief, and essentially consists of showing two figures. The first figure will show our simulation on the accuracy to be expected when extracting trilinear vector-boson couplings from measurements of the reaction $e^+e^- \rightarrow W^+W^-$ at LEP2. The second figure will show the first experimental results obtained at LEP2. Restricting ourselves to dimension-four, P- and C-conserving interactions, the general phenomenological Lagrangian for trilinear vector boson couplings [39]

$$\mathcal{L}_{int} = -ie[A_\mu(W^{-\mu\nu}W_\nu^+ - W^{+\mu\nu}W_\nu^-) + F_{\mu\nu}W^{+\mu}W^{-\nu}]$$

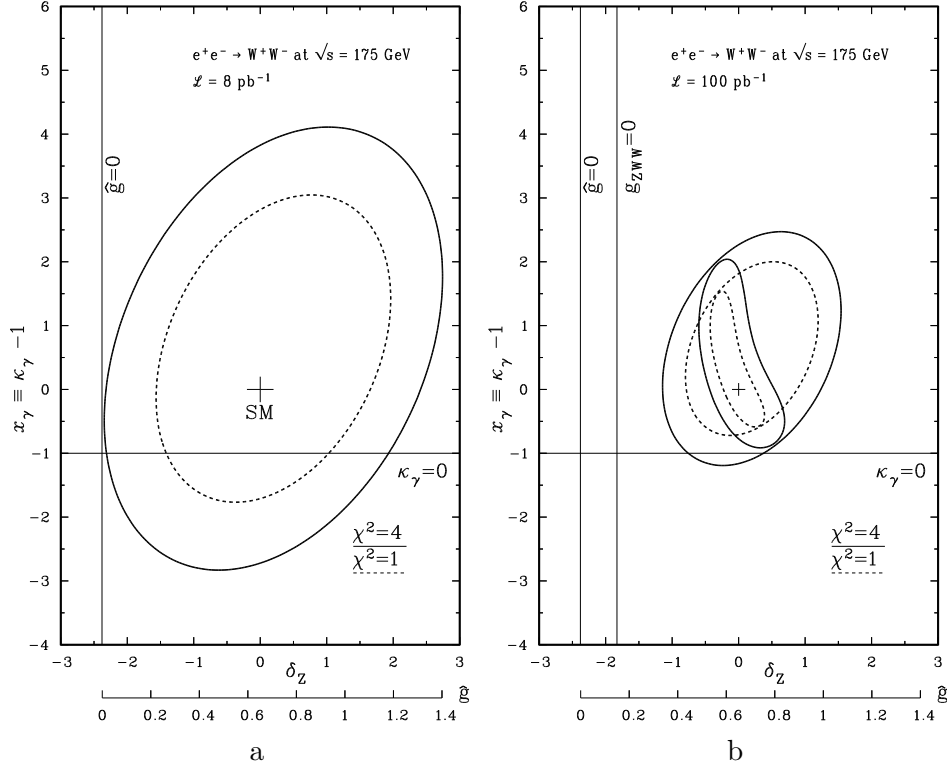


Figure 7: *a: Detecting the existence of a non-Abelian vector-boson coupling, $\hat{g} \neq 0$, at LEP 2. b: Detecting a non-zero anomalous magnetic dipole moment, $\kappa_\gamma \neq 0$, of the W^\pm at LEP 2.*

$$\begin{aligned}
& -ie x_\gamma F_{\mu\nu} W^{+\mu} W^{-\nu} \\
& -ie \left(\frac{c_W}{s_W} + \delta_Z \right) [Z_\mu (W^{-\mu\nu} W_\nu^+ - W^{+\mu\nu} W_\nu^-) + Z_{\mu\nu} W^{+\mu} W^{-\nu}] \\
& -ie x_Z Z_{\mu\nu} W^{+\mu} W^{-\nu}
\end{aligned} \tag{29}$$

is obtained by supplementing the trilinear interactions of the SM with an additional anomalous magnetic-moment coupling of strength x_γ , by allowing for arbitrary normalization of the Z coupling via δ_Z , and by adding an additional anomalous weak magnetic dipole coupling of the Z of strength x_Z . Compare Ref. [40] for a representation of the effective Lagrangian (29) in an $SU(2) \times U(1)$ gauge-invariant form. The SM corresponds to $x_\gamma = \delta_Z = x_Z = 0$.

Non-vanishing values of x_γ parametrize deviations of the magnetic dipole moment, κ_γ , from its SM value of $\kappa_\gamma = 1$, as according to (29),

$$x_\gamma \equiv \kappa_\gamma - 1. \tag{30}$$

We note that $\kappa_\gamma = 1$ corresponds to a gyromagnetic ratio, g , of the W of magnitude $g = 2$ in units of the particle's Bohr-magneton $e/2M_W$, while $\kappa_\gamma = 0$ corresponds to $g = 1$ as obtained for a classical rotating charge distribution. The weak dipole coupling, x_Z , may be related to x_γ by

imposing “custodial” SU(2) symmetry via [41]

$$x_Z = -\frac{s_W}{c_W}x_\gamma, \quad (31)$$

thus reducing the number of free parameters to two independent ones in (29). Relation (31) follows from requiring the absence of an SU(2)-violating interaction term solely among the members of the SU(2) triplet, $W_{\mu\nu}^3 W^{+\mu} W^{-\nu}$, when rewriting the Lagrangian in the BW^3 base (or the γW^3 base). This requirement is motivated by the validity of SU(2) symmetry for the vector-boson mass term, i.e. from the observation that the deviation of the experimental value for Δx from $\Delta x = 0$ in sect. 1.3 is fully explainable by radiative corrections, thus ruling out a violation of “custodial” SU(2) symmetry by the vector boson masses at a high level of accuracy.

We also note the relation of δ_Z to the weak gauge coupling \hat{g} describing the trilinear coupling between W^0 and W^\pm in the BW^0 (or γW^3) base,

$$e\delta_Z \equiv g_{ZWW} - e\frac{c_W}{s_W} = \frac{\hat{g}}{c_W} - \frac{e}{s_W c_W}. \quad (32)$$

The SM corresponds to $\hat{g} = e/s_W$.

Figs. 7a and 7b from Ref. [42] are based on the assumption that future data on $e^+e^- \rightarrow W^+W^-$ at an energy of 175 GeV will agree with SM predictions within errors. Under this assumption, fig. 7a shows that an integrated luminosity of $8pb^{-1}$, corresponding to a few weeks of running at 175 GeV will be sufficient to provide *direct* experimental evidence for the existence of a non-vanishing coupling of the non-Abelian type, $\hat{g} \neq 0$, among the members of the vector-boson triplet (at 95% C.L.). Likewise, according to fig. 7b, an integrated luminosity of $100pb^{-1}$, corresponding to about seven months of running at LEP2, will provide direct experimental evidence for a non-vanishing anomalous magnetic moment of the W boson (at 95% C.L.), $\kappa_\gamma \neq 0$.

Figure 8 finally shows the experimental result [43] recently obtained by the L3 collaboration. The data at 95 % C.L. indeed rule out a vanishing weak (trilinear) coupling, \hat{g} , among the members of the W^0, W^\pm triplet as well as a vanishing of the ZW^+W^- coupling, $g_{ZW^+W^-}$.

3 Conclusions

Let me conclude as follows:

- i) The Z data and the W-mass measurements require electroweak corrections beyond fermion-loop contributions to the vector-boson propagators.
- ii) In the Standard Model such corrections are provided by bosonic loops. The dominant bosonic correction needed for agreement with the data can be traced back to the difference in scale between μ decay, entering via G_μ , and W or Z decay. While not being sensitive to the Higgs mechanism, these bosonic corrections depend on the non-Abelian couplings among the vector bosons. The data accordingly “see” the non-Abelian structure of the Standard Model.
- iii) The bounds on the mass, M_H , of the Higgs scalar are most reliably derived from the reduced set of data containing $\bar{s}_W^2, M_W, \Gamma_1, m_t^{\text{exp}}$ and $\alpha(M_Z^2)$ besides M_Z and G_μ . At 95%

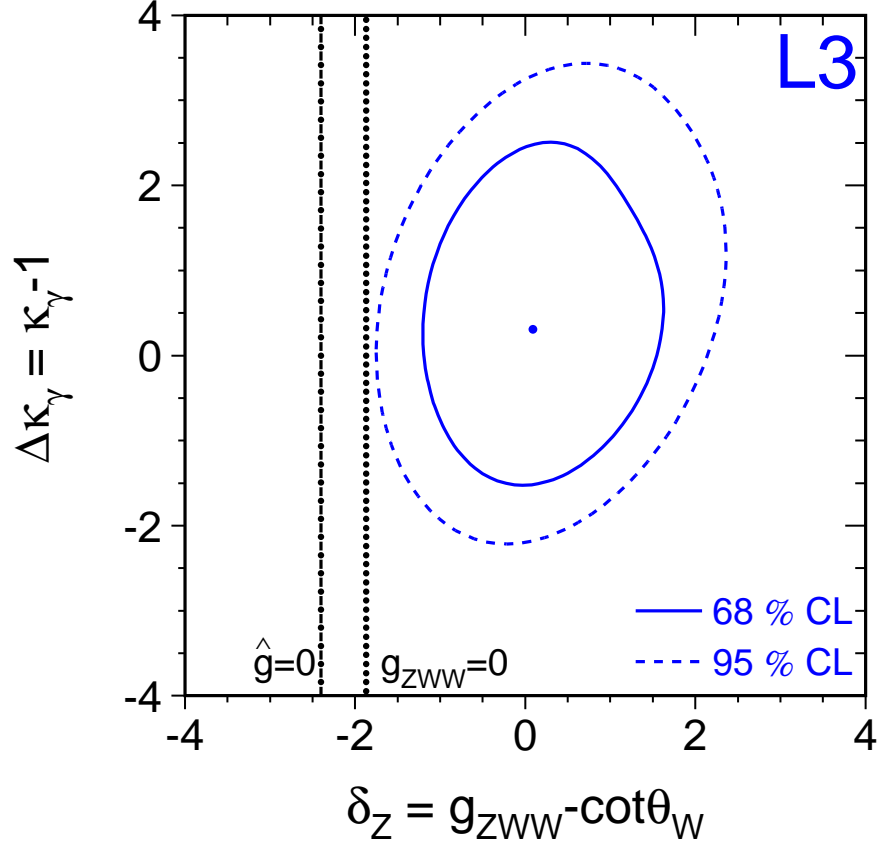


Figure 8: *Bounds on $\Delta\kappa_\gamma \equiv X_\gamma$ and δ_Z obtained [43] by the L3 Collaboration at LEP.*

C.L. the 1996 set of data implies $M_H \lesssim 550$ GeV and $M_H \lesssim 800$ GeV, depending on whether $\bar{s}_W^2(\text{LEP+SLD})$ or $\bar{s}_W^2(\text{LEP})$ is used as input. The ‘97 data improve these bounds to $M_H \lesssim 430$ GeV and $M_H \lesssim 680$ GeV, respectively. These bounds are quite remarkable, as for the first time they seem to fairly reliably predict a Higgs mass in the perturbative region of the SM.

- iv) Since the “ R_b -crisis” has meanwhile been resolved by our experimental colleagues, there is now perfect overall agreement with the predictions of the SM, even upon including hadronic Z decays in the analysis. The strong coupling, $\alpha_s(M_Z^2)$, obtainable from the hadronic Z -decay modes, comes out consistently with the event-shape analysis. Various speculations on “hadrophilic” or “leptophobic” bosons do not seem to be realized in nature.
- v) The experiments at LEP2 on $e^+e^- \rightarrow W^+W^-$ show *direct* experimental evidence for the existence of non-vanishing couplings of non-Abelian type among the vector bosons.

- vi) The available data by themselves do not discriminate a MVB from the Standard Theory based on the Higgs mechanism. The issue of mass generation will remain open until the Higgs scalar will be found - or something else?

Acknowledgement

It is a pleasure to thank Misha Bilenky, Stefan Dittmaier, Carsten Grosse-Knetter, Karol Kolodziej, Masaaki Kuroda, Ingolf Kuss and Georg Weiglein for a fruitful collaboration on various aspects on the theory of electroweak interactions.

References

- [1] R.P. Feynman in *Theory of Fundamental Processes* (Benjamin, New York 1962), p. VII.
- [2] S.L. Glashow, Nucl. Phys. **B22** (1961) 579.
- [3] S. Weinberg, Phys. Rev. Lett. **19** (1967) 1264;
A. Salam, in *Elementary Particle Theory*, ed. N. Svartholm (Almqvist and Wiksell, Stockholm, 1968), p.367.
- [4] The LEP Electroweak Working Group and the SLD Heavy Flavour Group, Data presented at the 1996 Summer Conferences, LEPEWWG/96-02;
Data presented at the 1997 Summer Conferences, LEPEWWG/97-02;
G. Quast, invited talk at the Jerusalem Conference on High-Energy Physics, HEP '97, August '97.
- [5] SLD Collaboration: K. Abe et al., *Phys. Rev. Lett.* **73** (1994) 25;
SLD Collaboration: K. Abe et al., contributed paper to EPS-HEP-95, Brussels, eps0654.
- [6] UA2 Collaboration: J. Alitti et al., *Phys. Lett.* **B276** (1992) 354;
CDF Collaboration: F. Abe et al., *Phys. Rev. Lett.* **65** (1990) 2243, *Phys. Rev.* **D43** (1991) 2070, *Phys. Rev.* **D52** (1995) 4784, *Phys. Rev. Lett.* **75** (1995) 11;
DØ Collaboration: S. Abachi et al., preliminary result presented by U. Heintz, Les Rencontres de Physique de la Vallée d'Aoste, La Thuile, March 1996.
- [7] H. Burkhardt and B. Pietrzyk, *Phys. Lett.* **B356** (1995) 398;
S. Eidelman and F. Jegerlehner, *Z. Phys.* **C67** (1995) 585.
- [8] S. Bethke, Proceedings of the QCD '94 Conference, Montpellier, France, *Nucl. Phys.* **B (Proc. Suppl.) 39B,C** (1995) 198.
- [9] CDF Collaboration, F. Abe et al., contributed paper to ICHEP96, PA-08-018;
DØ Collaboration, S. Abachi et al., contributed papers to ICHEP96, PA-05-027 and PA-05-028;
P. Grannis, talk presented at 28th International Conference on High-energy Physics (ICHEP96) Warsaw, Poland, 1996.
- [10] G. Gounaris and D. Schildknecht, *Z. Phys.* **C40** (1988) 447, **C42** (1989) 107.
- [11] J.-L. Kneur, M. Kuroda and D. Schildknecht, *Phys. Lett.* **B262** (1991) 93.

- [12] M. Bilenky, K. Kolodziej, M. Kuroda and D. Schildknecht, *Phys. Lett.* **B319** (1993) 319.
- [13] S. Dittmaier, K. Kolodziej, M. Kuroda and D. Schildknecht, *Nucl. Phys.* **B426** (1994) 249, E: **B446** (1995) 334.
- [14] S. Dittmaier, M. Kuroda and D. Schildknecht, *Nucl. Phys.* **B448** (1995) 3.
- [15] S. Dittmaier, D. Schildknecht and G. Weiglein, *Nucl. Phys.* **B465** (1996) 3.
- [16] G. t'Hooft, *Nucl. Phys.* **B35** (1971) 167,
B. W. Lee and J. Zinn-Justin, *Phys. Rev.* **D5** (1971) 3121,
G. t'Hooft and M. Veltman, *Nucl. Phys.* **B50** (1972) 318.
- [17] H. Burkhardt, F. Jegerlehner, G. Penso and C. Verzegnassi, *Z. Phys.* **C43** (1989) 497.
- [18] V.A. Novikov, L. Okun and M.I. Vysotskii, *Nucl. Phys.* **B397** (1993) 35,
V.A. Novikov, L.B. Okun, A.N. Rozanov and M.I. Vysotsky, *Mod. Phys. Lett.* **A9** (1994) 2641.
- [19] D. Schildknecht, *Acta Physica Polonica* **25** (1994) 1337.
- [20] P.Q. Hung and J.J. Sakurai, *Nucl. Phys.* **B143** (1978) 81;
J.D. Bjorken, *Phys. Rev.* **D19** (1979) 335.
- [21] G. Altarelli, B. Barbieri and F. Caravaglios, *Nucl. Phys.* **B405** (1993) 3; *Phys. Lett.* **B349** (1995) 145.
- [22] S. Dittmaier and D. Schildknecht, *Phys. Lett.* **B391** (1997) 420.
- [23] M. Veltman, *Nucl. Phys.* **B123** (1977) 89.
- [24] The LEP Electroweak Working Group and the SLD Heavy Flavour Group, Data presented at the 1995 Summer Conferences, LEPEWWG/95-02.
- [25] M. Kuroda, I. Kuss and D. Schildknecht, hep-ph/9705294, *Phys. Lett.* **B409** (1997) 405.
- [26] P.W. Higgs, *Phys. Rev.* **145** (1966) 1156;
T.W. Kibble, *Phys. Rev.* **155** (1967) 1554.
- [27] S. Dittmaier, C. Grosse-Knetter and D. Schildknecht, *Z. Phys.* **C67** (1995) 109.
- [28] E.C.G. Stueckelberg, *Helv. Phys. Acta* **11** (1938), 129;
Helv. Phys. Acta **30** (1956) 209.
- [29] T. Kunimasa and T. Goto, *Progr. Theor. Phys.* **37** (1967) 452;
T. Sonoda and S.Y. Tsai, *Prog. Theor. Phys.* **71** (1984) 878;
C. Grosse-Knetter and R. Kögerler, *Phys. Rev.* **D48** (1993) 2865.
- [30] M.J. Herrero and E. Ruiz Morales, *Nucl. Phys.* **B418** (1994) 431;
S. Dittmaier and C. Grosse-Knetter, *Nucl. Phys.* **B459** (1996) 497.

- [31] S. Dittmaier, D. Schildknecht and G. Weiglein, *Phys. Lett.* **B386** (1996) 247; see also hep-ph/9605268, *Proceedings of the XXXIth RECONTRES DE MORIOND*, “Electroweak interactions and unified theories”, ed. J. Trân Thanh Vân, Les Arcs, Savoie, France, March 9-16, 1996, p. 135.
- [32] W. de Boer, A. Dabelstein, W. Hollik, W. Möhle and U. Schwickerath, IEKP-KA/96-08, KA-TP-18-96, hep-ph/9609209;
J. Ellis, G.L. Fogli and E. Lisi, *Phys. Lett.* **B389** (1996) 321.
- [33] G. Montagna, O. Nicrosini, G. Passarino and F. Piccinini, *Phys. Lett.* **B335** (1994) 484;
V.A. Novikov, L.B. Okun, A.N. Rozanov and M.I. Vysotskii, *Mod. Phys. Lett.* **A9** (1994) 2641;
J. Erler and P. Langacker, *Phys. Rev.* **D52** (1995) 441;
S. Matsumoto, *Mod. Phys. Lett.* **A10** (1995) 2553;
Z. Hioki, *Acta Phys. Polon.* **B27** (1996) 2573;
K. Kang and S.K. Kang, BROWN-HET-979, hep-ph/9503478, *Proceedings BEYOND THE STANDARD MODEL IV*, 605, Tahoe City 1994, USA;
G. Passarino, hep-ph/9604344.
- [34] J. Ellis, G.L. Fogli and E. Lisi, *Z. Phys.* **C69** (1996) 627;
P.H. Chankowski and S. Pokorski, *Phys. Lett.* **B356** (1995) 307; hep-ph/9509207.
- [35] P. Chiappetta, J. Layssac, F.M. Renard and C. Verzegnassi, *Phys. Rev.* **D54** (1996) 789.
- [36] G. Altarelli, N. di Bartholomeo, F. Feruglio, R. Gatto and M.L. Mangano, *Phys. Lett.* **B375** (1996) 292.
- [37] P.H. Frampton, M.B. Wise and B.D. Wright, *Phys. Rev.* **D54** (1996) 5820.
- [38] J.J. Sakurai, in *High-Energy Physics with Polarized Beams and Polarized Targets*, Argonne 1978, AIP Conference Proceedings, No. 51 (1979), ed. G.H. Thomas, p. 138.
- [39] M. Bilenky, J. L. Kneur, F. M. Renard and D. Schildknecht, *Nucl. Phys.* **B409** (1993) 22, **B419** (1994) 240.
- [40] C. Grosse-Knetter, I. Kuss and D. Schildknecht, *Phys. Lett.* **B358** (1995) 87.
- [41] J. Maalampi, D. Schildknecht and K.H. Schwarzer, *Phys. Lett.* **B166** (1986) 361; M. Kuroda, J. Maalampi, D. Schildknecht and K.H. Schwarzer, *Nucl. Phys.* **B284** (1987) 271; *Phys. Lett.* **B190** (1987) 217.
- [42] I. Kuss and D. Schildknecht, *Phys. Lett.* **B383** (1996) 470.
- [43] L3 Collaboration, M. Acciarri et al. CERN-PPE/97-98 to appear in *Phys. Lett. B*.