

Soft and semi-hard components structure in multiparticle production in high energy collisions

A. Giovannini and R. Ugoccioni

*Dipartimento di Fisica Teorica and I.N.F.N. - Sezione di Torino,
via P. Giuria 1, 10125 Torino, Italy*

Superposition of jets of different flavors as well as superposition of jets of different topologies describe well observed structures (shoulder, H_q oscillations) in e^+e^- annihilation. The analysis of similar effects seen in experimental data in hadron-hadron collision is performed successfully by superimposing soft and semi-hard contributions at various energies. Negative Binomial multiplicity distributions are chosen in all examined classes of collisions as elementary substructures, i.e., as QCD inspired genuine self-similar fractal processes. Predictions on final particle multiplicity distributions in hadron-hadron collisions at 14 TeV are discussed.

To be published in the Proceedings of the
XXVII International Symposium on Multiparticle Dynamics
Frascati (Italy), September 8–12, 1997

Work supported in part by M.U.R.S.T. under grant 1996

Soft and semi-hard components structure in multiparticle production in high energy collisions

A. Giovannini and R. Ugoccioni^{a*}

^a Dipartimento di Fisica Teorica and I.N.F.N. - Sezione di Torino,
via P. Giuria 1, 10125 Torino, Italy

Superposition of jets of different flavors as well as superposition of jets of different topologies describe well observed structures (shoulder, H_q oscillations) in e^+e^- annihilation. The analysis of similar effects seen in experimental data in hadron-hadron collision is performed successfully by superimposing soft and semi-hard contributions at various energies. Negative Binomial multiplicity distributions are chosen in all examined classes of collisions as elementary substructures, i.e., as QCD inspired genuine self-similar fractal processes. Predictions on final particle multiplicity distributions in hadron-hadron collisions at 14 TeV are discussed.

1. INTRODUCTION

It is a fact, 1972 was a quite important year for multiparticle dynamics. It gave us

1. QCD, the theory of strong interactions [1], the non linear quantum field theory the past generation was looking for in order to explain particle production firstly observed in cosmic ray physics in the thirties;
2. KNO scaling behavior [2] for final particle multiplicity distributions (MD's) which can be considered an extension of previous results at partonic level [3];
3. the first evidence that final particle multiplicity distributions in the accelerator region are broader than a Poisson distribution in clear disagreement with multi-peripheral model predictions [4];
4. the negative binomial (NB) distribution — called at the time Polya-Eggenberger [5] distribution — in order to take into account observed violations from multi-peripheralism in hadron-hadron collisions.

How important all these discoveries were and still are in our field is witnessed by the fact that in our days, 25 years later, in approaching the study of the elementary substructures in multiparticle

production in the new foreseen energy domain in hadron hadron reactions (see FELIX project at CERN LHC) all above mentioned results are to be used [6].

To disentangle elementary substructures in the new horizon is indeed the only hope we have in order to reach a simplified description of the expected complexity of final states and to provide accordingly a better understanding of the subtle mechanisms controlling this extraordinary large number of final particles production and related correlations.

Assuming our search successful, we have to answer at least two subsequent questions: are the above mentioned elementary substructures common to all classes of collisions? and —in addition— are they really elementary?

Standard physical observables in this game are n charged particle multiplicity distributions, P_n , factorial moments of the multiplicity distributions, F_q , and the corresponding cumulants moments, K_q , (these last observables are particularly sensitive to the tail of the distribution where events with many particles give a relevant contribution). Of particular interest turns out to be also the ratio K_q/F_q known in the literature as H_q variable.

All the mentioned observables are not independent, but they are linked by the following equa-

*Work supported in part by M.U.R.S.T. under grant 1996

tions [7,8]

$$F_q = \sum_{n=q}^{\infty} n(n-1) \cdots (n-q+1) P_n \quad (1)$$

$$K_q = F_q - \sum_{i=1}^{q-1} \binom{q-1}{i} K_{q-i} F_i \quad (2)$$

Eqs. 1 and 2 —if interpreted correctly— show what is the main goal of multiparticle production, i.e., the integrated description of n -particle multiplicity distributions and of the corresponding correlations. One should be able to relate the behavior of one observable to the germane behavior of the others; in addition the proposed explanation of one effect in one observable should also shed full light on the observed effect in the others.

Now, both in e^+e^- annihilation [7] and in hadron-hadron collisions (as we shall see) two experimental facts on P_n and H_q observables in full phase space attracted our attention:

- a. the P_n vs. n peculiar behavior (shoulder structure of n -particle multiplicity distributions);
- b. the H_q vs. q oscillatory behavior (K_q/F_q q -particle correlations ratio oscillations).

Here it will be shown that both effects can be understood in first approximation in hadron-hadron collisions in terms of the same cause, i.e., as the weighted superposition of soft and semi-hard contributions. This result should be confronted with the explanation of similar effects in e^+e^- annihilation by the weighted superposition of two- and multi-jets contributions.

Two remarks. Although the superimposed physical sub-structures in the two cases, e^+e^- annihilation and hadron-hadron collisions, are different the weighted superposition mechanism is the same.

Secondly, all physical substructures are described by the same NB multiplicity distributions and corresponding correlation functions, which are QCD inspired genuine self-similar fractal processes.

2. MULTIPLICITY DISTRIBUTIONS IN HADRON-HADRON COLLISIONS IN THE GeV REGION

In the accelerator region it has been shown that final n charged particles multiplicity distribution in full phase space, P_n , is initially narrower than a Poisson distribution then it becomes Poissonian and finally at higher c.m. energies larger than a Poisson distribution. This behavior is usually described by using a two parameters distribution, the NBMD: the k parameter of the distribution is initially negative (the distribution is indeed a positive binomial) then it becomes infinite in correspondence of the the Poisson distribution and finally it is positive, i.e., it corresponds to a true NBMD. Now, being $1/k$ closely related to the integral over full phase space of the two particle correlation function above considerations are favoring anti-correlations in the lowest energy domain (k is negative, particles like to stay far apart), independent particle production in the Poissonian regime and finally two particle correlation dominance (hierarchical correlations structure) when the multiplicity distribution is of NB type.

The problem is that NB behavior for final charged particles multiplicity distributions can be trusted in hadron-hadron collisions in full phase space only up to ISR energies. At higher energies shoulder structures start to be clearly visible as shown by the UA5 Collaboration at CERN $p\bar{p}$ collider. The idea firstly suggested by C. Fuglesang [9] is to explain observed NB regularity violations as the effect of the weighted superposition of soft events (events without mini-jets) and semi-hard events (events with mini-jets), the weight α_{soft} being the fraction of soft events and the multiplicity distribution of each component being of NB type:

$$P_n(\alpha_{\text{soft}}; \bar{n}_{\text{soft}}, k_{\text{soft}}; \bar{n}_{\text{semi-hard}}, k_{\text{semi-hard}}) = \alpha_{\text{soft}} P_n^{\text{NB}}(\bar{n}_{\text{soft}}, k_{\text{soft}}) + (1 - \alpha_{\text{soft}}) P_n^{\text{NB}}(\bar{n}_{\text{soft}}, k_{\text{semi-hard}}) \quad (3)$$

In Fig. 1 are shown the results of the compositions at 200 GeV, 560 GeV and 900 GeV c.m. energies together with Pythia Monte Carlo calculations predictions; corresponding parameters

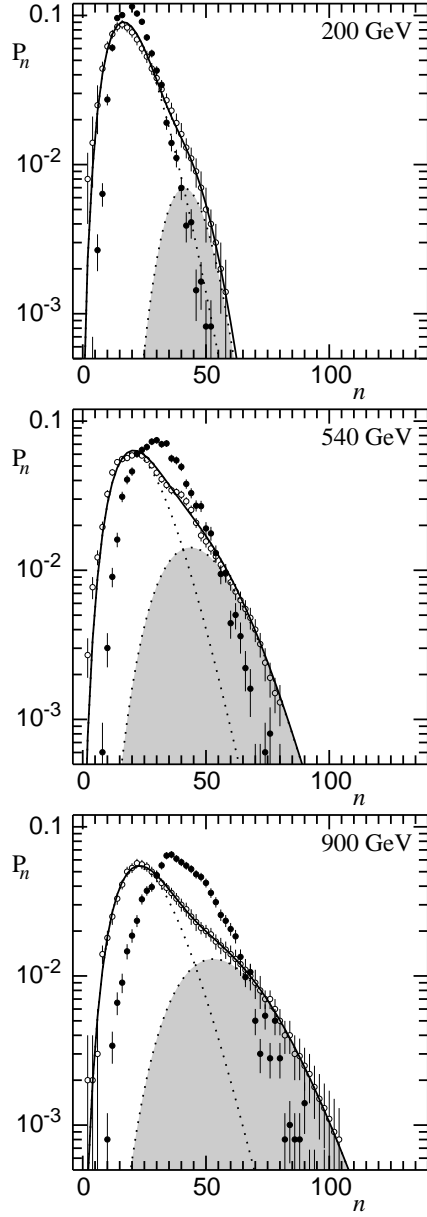


Figure 1. Charged particle multiplicity distributions at c.m. energies 200 GeV, 546 GeV and 900 GeV. Data (white dots) are from UA5 Collaboration; the solid line is the fit with eq. 3, whose components are given by the dashed lines (the semi-hard component is shaded). The solid dots show the result of Monte Carlo calculations (Pythia).

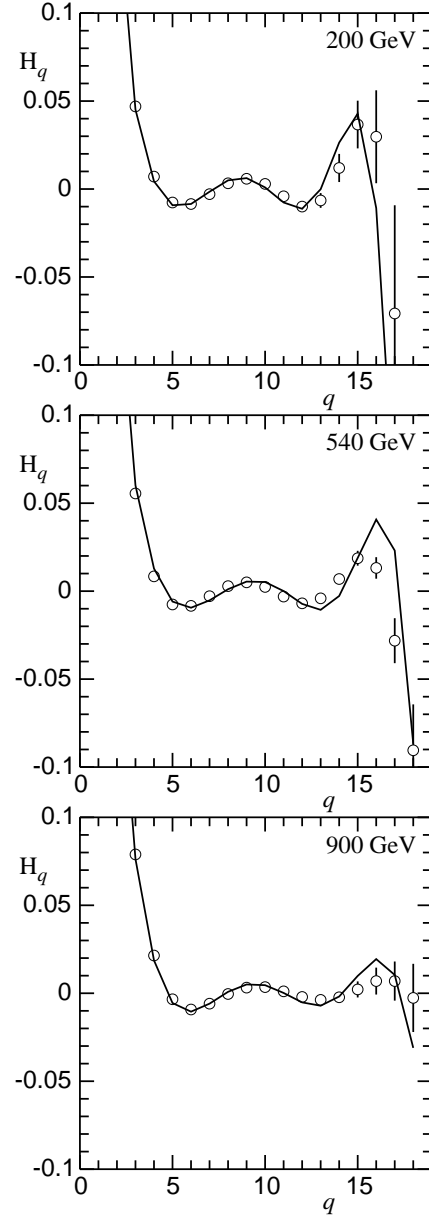


Figure 2. H_q vs q at c.m. energies 200 GeV, 546 GeV and 900 GeV. Data (dots) are from the MD's in Figure 1; the solid line is the prediction of the fit also shown in Figure 1.

Table 1

Values of the parameters of eq. (3) fitted to UA5 data [10].

c.m. energy	200 GeV	546 GeV	900 GeV
α_{soft}	0.93	0.75	0.72
\bar{n}_{soft}	19.9	24.0	26.9
k_{soft}	7	7	7
$\bar{n}_{\text{semi-hard}}$	42.2	47.6	57.9
$k_{\text{semi-hard}}$	79	14	13

Table 2

NB observables used in the text.

$$\begin{aligned}
 P_n^{\text{NB}} &= \frac{k(k+1)\dots(k+n-1)}{n!} \frac{\bar{n}^n k^k}{(\bar{n}+k)^{n+k}} \\
 F_q^{\text{NB}} &= \bar{n}^q \frac{(k+1)(k+2)\dots(k+q-1)}{k^{q-1}} \\
 K_q^{\text{NB}} &= \bar{n}^q \frac{(q-1)!}{k^{q-1}} \\
 H_q^{\text{NB}} &= \frac{(q-1)!}{(k+1)(k+2)\dots(k+q-1)}
 \end{aligned}$$

values of the two NB components are given in Table 1. Notice that events with mini-jets (the shaded area in the figure) are highly depressed with respect to events without mini-jets at 200 GeV c.m. energy: mini-jets contribution grows quickly going to higher c.m. energies.

The conclusion is that Pythia Monte Carlo calculations predictions on P_n are unsatisfactory in the GeV region, whereas the proposed fit in terms of the superposition of two NBMD's is quite good. It is interesting to remark that H_q vs. q oscillations (dots in Figure 2) reconstructed from the n particle multiplicity distributions at different c.m. energies shown in Figure 1 do oscillate and that the first minimum is close to that observed in e^+e^- annihilation. In addition by superimposing weighted soft and semi-hard contributions H_q vs. q oscillations are quite well described.

In conclusion the same cause explains both shoulder effects and H_q oscillations as requested by an integrated description of multiplicity distri-

butions and correlations we emphasized in the introduction. What is really striking in our opinion is that elementary substructures of the weighted superposition mechanism in hadron - hadron collisions are again (as in e^+e^- annihilation) NB multiplicity distributions. Analytic expressions of P_n , F_q and K_q observables for the NBMD used in the text and in the figures are given in Table 2.

3. MULTIPLICITY DISTRIBUTIONS AND H_q OSCILLATIONS IN HADRON-HADRON COLLISIONS IN THE TeV REGION

Above mentioned results are important. The discovery that soft and semi-hard components can be described in terms of NBMD's allows indeed to model on purely phenomenological grounds and under very simple assumptions, expected scenarios for final particle multiplicity distributions and H_q vs. q oscillations in hadron hadron collisions in the new energy domain to be opened at LHC. Accordingly we will study hadron-hadron collisions at 14 TeV c.m. energy, as expected by the LHC detector FELIX.

The point is to find acceptable energy dependence of the NB parameters k and \bar{n} for the two components substructures and the corresponding weight factor α_{soft} . In a region where QCD has no predictions we shall proceed by phenomenological assumptions, which are discussed in the following.

The first assumption concerns energy dependence of the total average charged particle multiplicity, \bar{n} . It is assumed here, as usually done [11]

$$\bar{n}(\sqrt{s}) = 3.01 - 0.474 \ln \sqrt{s} + 0.754 \ln^2 \sqrt{s} \quad (4)$$

Since below 200 GeV c.m. energy one single NB fits multiplicity distribution data very well and above 200 GeV c.m. energy soft component has been disentangled as shown in Table 1, we propose to extrapolate the logarithmic increase with energy of the average charged particle multiplicity of the soft component, \bar{n}_{soft} , also at higher

c.m. energy according to the formula

$$\bar{n}_{\text{soft}}(\sqrt{s}) = -5.54 + 4.72 \ln \sqrt{s} \quad (5)$$

For the average charged particle multiplicity of the semi-hard component, $\bar{n}_{\text{semi-hard}}$, we then assume the UA1 result on mini-jets to be valid also at higher energy, i.e.,

$$\bar{n}_{\text{semi-hard}}(\sqrt{s}) \approx 2\bar{n}_{\text{soft}}(\sqrt{s}) \quad (6)$$

It follows from

$$\bar{n} = \alpha_{\text{soft}} \bar{n}_{\text{soft}} + (1 - \alpha_{\text{soft}}) \bar{n}_{\text{semi-hard}} \quad (7)$$

and Eqs. 5 and 6, that

$$\alpha_{\text{soft}} = \frac{\bar{n} - \bar{n}_{\text{semi-hard}}}{\bar{n}_{\text{soft}} - \bar{n}_{\text{semi-hard}}} = 2 - \frac{\bar{n}}{\bar{n}_{\text{soft}}} \quad (8)$$

In this way the weight factor α_{soft} can be determined at 14 TeV and it turns out to be equal to 0.30, indicating a large mini-jets and hard jets production.

The second problem concerns the energy dependence of the second NB parameter, k . In the accelerator region the parameter k coincides with k_{soft} ; the soft component is indeed the dominant one. Above 200 GeV the global distribution is not of NB type and parameter k is hardly defined. However one can use the dispersion $D^2 = \langle n^2 \rangle - \langle n \rangle^2$ or equivalently the second factorial moment

$$\frac{F_2}{\bar{n}^2} - 1 = \frac{D^2 - \bar{n}}{\bar{n}^2} = \frac{1}{k} \quad (9)$$

Indications from our fit for the soft component at 200 GeV, 560 GeV and 900 GeV c.m. energy show that k_{soft} is constant above 200 GeV c.m. energy. In addition $1/\bar{n}_{\text{soft}}$ varies very little as the c.m. energy increases. These two facts imply that KNO scaling should be valid for the soft component in a very wide energy range; we have no reasons to believe that this behavior will change in the TeV region. What about $k_{\text{semi-hard}}$? Here two extreme scenarios are possible.

Scenario 1. KNO scaling holds also for events of the semi-hard component, i.e., $D_{\text{semi-hard}}^2/\bar{n}_{\text{semi-hard}}^2 = \text{const.}$ This fact with the

remark that $1/\bar{n}_{\text{semi-hard}}$ is a very small quantity in the TeV region leads to values of $1/k_{\text{semi-hard}}$ nearly constant but lower than $1/k_{\text{soft}}$. Accordingly the resulting total k value at 14 TeV is equal to 7.3 ($k_{\text{semi-hard}}$ is equal to 13, whereas k_{soft} is equal to 7). The ratio D^2/\bar{n}^2 after a quick increase from the accelerator to ISR region reaches its maximum at approximately one TeV and then it decreases towards its KNO limit 0.16 at 14 TeV.

Scenario 2. Strong KNO scaling violation for events of the semi-hard component, i.e., $D_{\text{semi-hard}}^2/\bar{n}_{\text{semi-hard}}^2$ is growing logarithmically as already shown for the semi-hard component in the c.m. energy range 200 GeV – 900 GeV. We find $k_{\text{semi-hard}}$ to be equal to 3 and k total to 2.46 at 14 TeV.

Resulting n charged particles multiplicity distributions at 14 TeV for the semi-hard and soft components together with the total multiplicity distribution for scenario 1 and 2 are shown in Figures 3 and 4 respectively. Notice that the mini-jets fraction of events is much larger than the soft events fraction. Expectations from Pythia Monte Carlo calculations at the same c.m. energy are also given. The tail of the total multiplicity distribution is highly suppressed in scenario 1 when compared to MD of scenario 2, suggesting that independent particle production is favored in the first with respect to the second scenario, where two particle correlations and larger mini-jets production are dominant. Pythia Monte Carlo calculations are closer to the soft component multiplicity distribution in scenario 1 in the low multiplicity region and to the semi-hard component multiplicity distribution in the large multiplicity region in scenario 2. Neither scenario reproduces Monte Carlo calculations for the total multiplicity distribution.

In Figure 5 H_q vs. q oscillations are also plotted in the two cases and fitted by H_q values obtained via the weighed superposition of the two NBMD's. It is interesting to remark that in the KNO scaling violation limit oscillations disappear.

One question should still be answered: are the substructures which we described in terms of NBMD's really elementary? The lesson which we

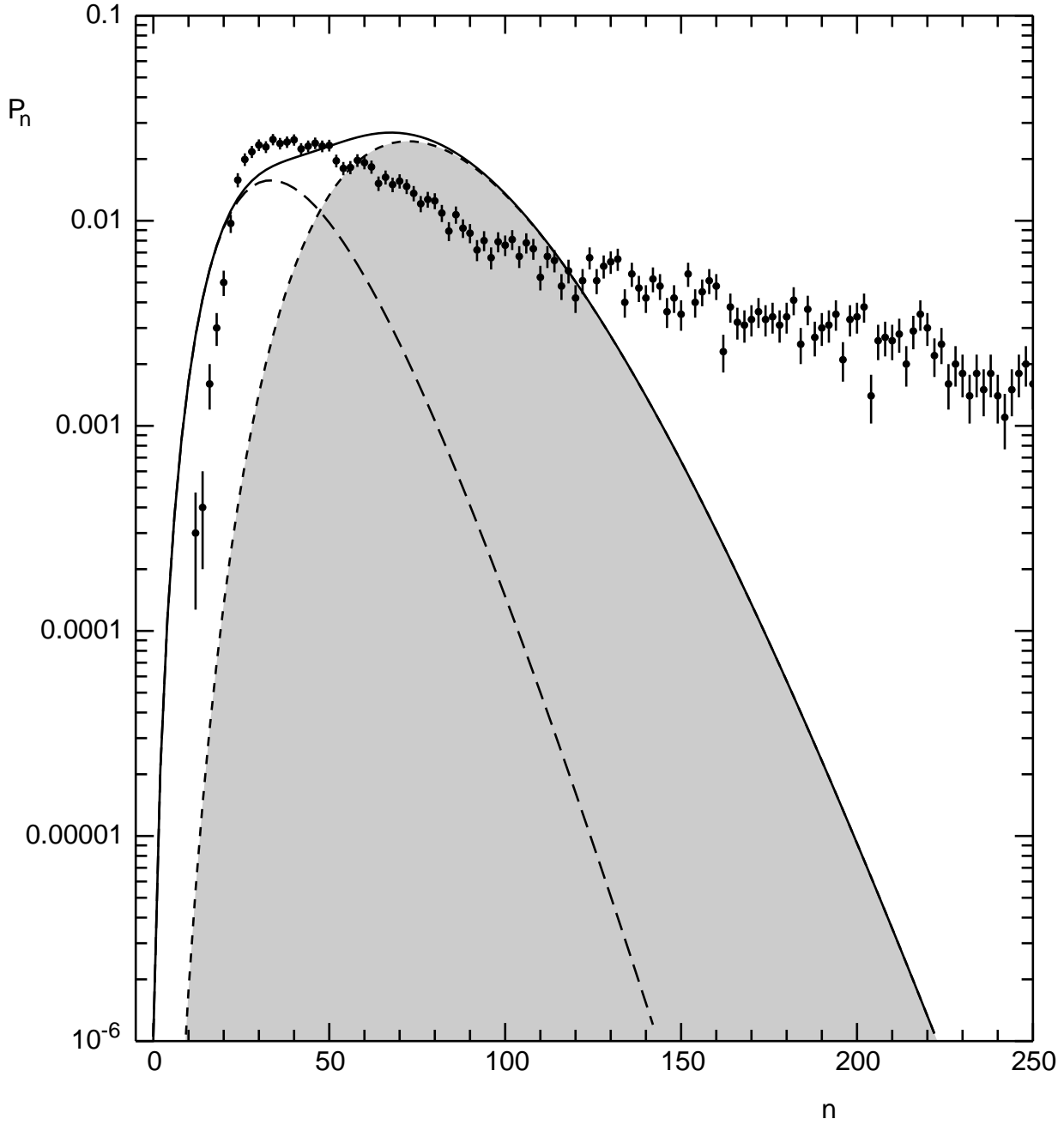


Figure 3. Charged particle multiplicity distributions at 14 TeV for scenario 1 (KNO scaling dominance). The long- and short- dashed lines represent the soft and the semi-hard component respectively (the latter is also shaded), the solid line represents the total MD. Dots are Pythia Monte Carlo predictions.

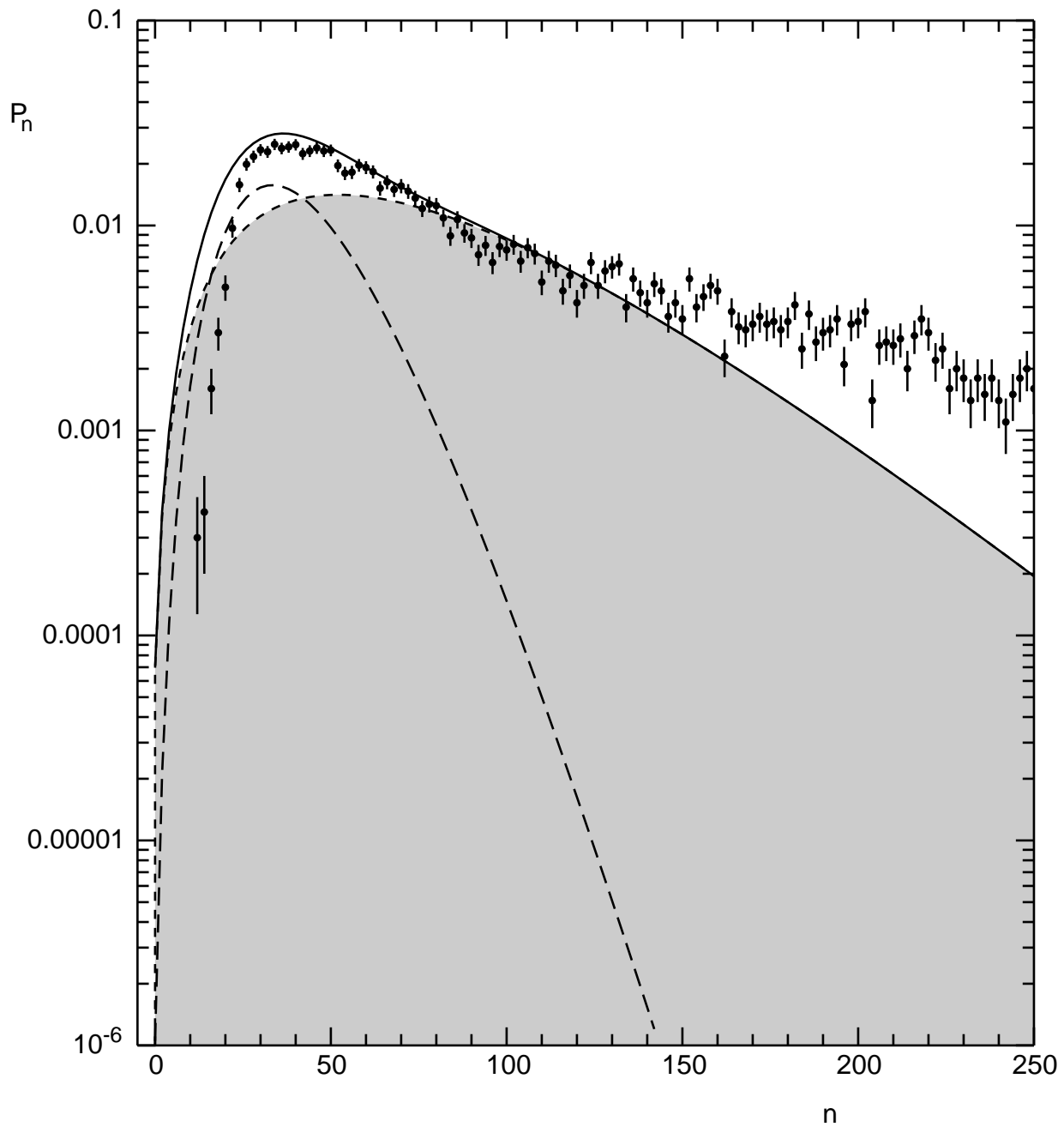


Figure 4. Same as Figure 3 but for scenario 2 (KNO scaling violation).

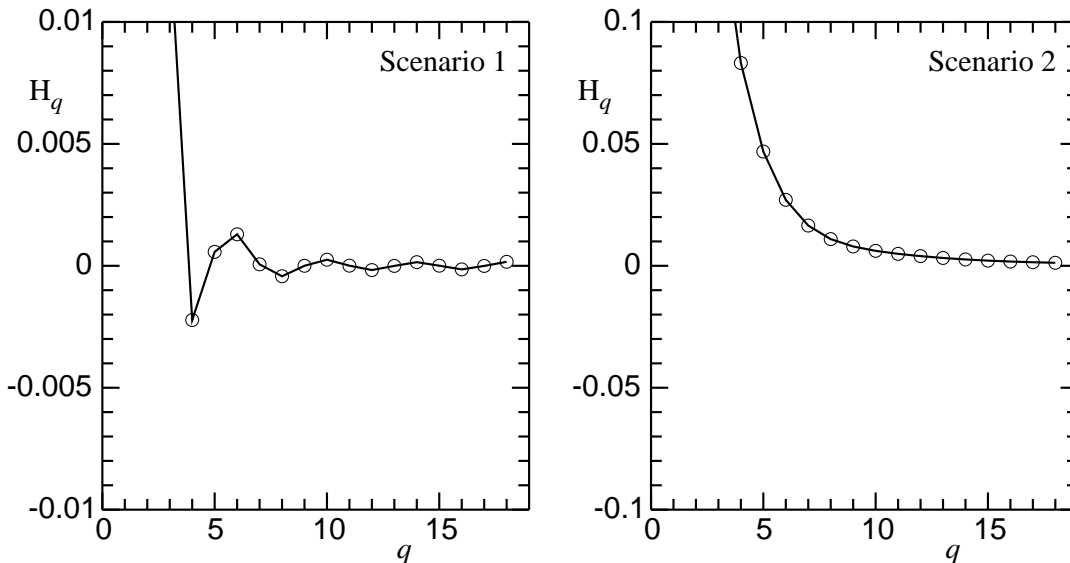


Figure 5. H_q ratio vs q for the scenarios described in the text. The multiplicity distributions have not been truncated in order to calculate the moments.

learned from residuals analysis of the 2-jet sample of events in e^+e^- annihilation which was indeed quite well described by a single NB led us to the discovery that this sample of events was much better described by the weighted superposition of single jets of different flavor (each of them being understood as a NBMD), and to the prediction that single jets are dominated by two particle correlations, which are flavor independent. It seems therefore quite natural in order to answer to the above mentioned question to proceed firstly to the residual analysis of hadron-hadron multiplicity distributions in full phase space in the highest c.m. energy region where data are available, i.e. again at 200 GeV, 560 GeV and 900 GeV c.m. energies.

Results of this analysis with one NB fit to the experimental data are shown in Figure 6a and with the weighted superposition of two NBMD's (each of them corresponding to the soft and to the semi-hard component respectively) in Figure 6b. The improvement from Figure 6a to figure 6b is quite clear. This consideration notwithstanding we still see in the residuals of Figure 6b some ad-

ditional substructures. When data on multiplicity distributions in full phase space will be available at higher energies there are good reasons to believe that the situation will be very similar to that observed in the GeV region.

Then the initial still unanswered question can be reformulated as follows: is it possible to associate the foreseen new elementary substructures in hadron-hadron collisions to single jets and to describe them —as done in e^+e^- annihilation— in terms of NBMD's?

Assuming the answer is yes, this fact would be really striking. It will teach us that a crucial step has been done in our understanding of NB universality. After this discovery NB universality should be looked for not in the full sample of events, but at the most elementary level of investigation —as suggested also by our studies on e^+e^- annihilation— i.e., at single jet level in all classes of collisions ... where one should find the domain of an effective self-similar Markov branching process —as NBMD really is— at work.

Assuming the answer is no, this fact would be even more interesting. It will tell us that we

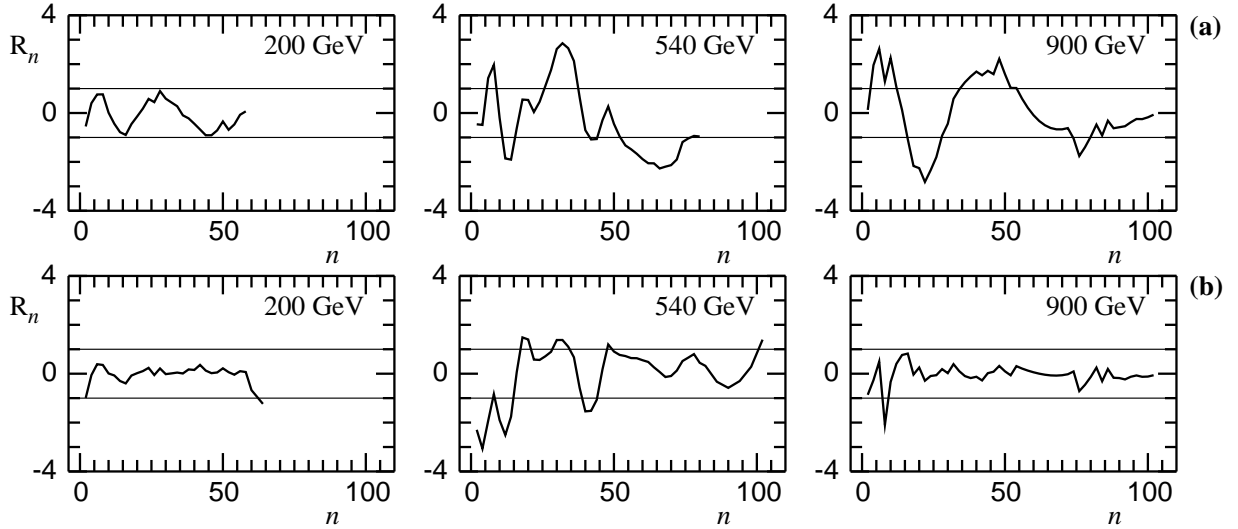


Figure 6. Residuals for fits with (a) one single NBMD and (b) the weighted superposition of two NBMD's (shown in Figure 1) at c.m. energies of 200 GeV, 540 GeV and 900 GeV.

reached in multiparticle dynamics a completely new domain whose fundamental mechanisms controlling particle production are all to be discovered.

4. CONCLUSIONS

H_q vs q oscillations and P_n vs n shoulder structure in hadron-hadron collisions can be explained in terms of the same cause in the GeV region, i.e., the weighted superposition of elementary substructures which are identified with soft events (events without mini-jets) and semi-hard events (events with mini-jets) respectively. These results are then extended to the TeV c.m. energy region in two extreme scenarios characterized the first by KNO scaling behaviour and the second by KNO scaling violation of the semi-hard component. Extrapolations from both scenarios disagree with Pythia Monte Carlo calculation predictions. It is interesting to remark that H_q vs. q oscillations disappear in the KNO scaling violation framework. A large mini-jets and jets production is expected in both scenarios. 70 percent of events are indeed of this type: this number

is one order of magnitude larger than the corresponding number at 200 GeV c.m. energy. In addition produced mini-jets in the KNO scaling violation framework are expected to contain more particles than those in the KNO scaling scenario.

These results are particularly interesting in view of the following remarks.

1. The same weighted superposition mechanism of two components explains both effects also in e^+e^- annihilation.
2. Above mentioned substructures (soft and semi-hard events contributions in hadron-hadron collisions and 2- and multi-jets events contributions in e^+e^- annihilation) are all well described in terms of NBMD's.
3. Residuals analysis of the 2-jet sample of events in e^+e^- annihilation reveals further substructures which we associate to single jets of different flavor and describe again in terms of NBMD's.
4. Residuals analysis in hadron-hadron collisions multiplicity distributions extrapolated in the TeV region reveals further substructures also in the soft and semi-hard components, whose study is

a challenging problem for future hadron hadron detectors.

The next step of our programme is to extend the present theoretical investigation to rapidity intervals and impact parameter space.

AKNOWLEDGEMENTS

We would like to express our thanks and gratitude to the INFN National Laboratories organizing committee and in particular to G. Capon and Giulia Pancheri for the splendid work done for the success of the Symposium under quite difficult conditions.

REFERENCES

1. For a full list of references on the birth of QCD see, e.g., G. Altarelli, Phys. Reports 81 (1982) 1.
2. Z. Koba, H.B. Nielsen and P. Olesen, Nucl. Phys. B 40 (1972) 317.
3. A.M. Polyakov, Zh. Eksp. Teor. Fiz. 59 (1970) 542.
4. G. Charlton et al. Phys. Rev. Lett. 29 (1972) 515.
5. A. Giovannini, Nuovo Cim. 10A (1972) 713.
6. The FELIX Letter Of Intent, CERN/LHCC 97-45 LHCC/I10.
7. R. Ugoccioni and A. Giovannini, these Proceedings.
8. R. Ugoccioni, in Proceedings of the XXVI International Symposium on Multiparticle Dynamics (Faro, Portugal, 1996) ed.s J. Dias de Deus et al.: World Scientific, Singapore, 1997, p. 208.
9. C. Fuglesang, in Multiparticle Dynamics: Festschrift for Léon Van Hove (La Thuile, Italy, 1989) eds. A. Giovannini and W. Kittel: World Scientific, Singapore, 1990, p. 193.
10. R.E. Ansorge et al., UA5 Collaboration, Z. Phys. C 43 (1989) 357.
11. G. Giacomelli and M. Jacob, Physics Reports 55 (1979) 1.