

Four-jet production in e^+e^- annihilation at next-to-leading order¹Zoltán Nagy^a and Zoltán Trócsányi^{b,a}^a*Department of Theoretical Physics, KLTE, H-4010 Debrecen P.O.Box 5, Hungary*^b*Institute of Nuclear Research of the Hungarian Academy of Sciences, H-4001 Debrecen P.O.Box 51, Hungary***Abstract**

We present a partonic Monte Carlo event generator that can be used for calculating the group independent kinematical functions of any infrared safe four-jet observable at next-to-leading order accuracy. As an example, we calculate the differential distribution of the Π_1 and Π_4 Fox-Wolfram moments. We find large K factors ($K > 2$). The effect of the radiative correction is to increase the overall normalization, but not to reduce the renormalization scale dependence significantly.

¹Presented by Z. Trócsányi at the International Euroconference on Quantum Chromodynamics (*QCD '97*), Montpellier, France, July 3–9, 1997

Four-jet production in e^+e^- annihilation at next-to-leading order ^{*}

Zoltán Nagy ^a and Zoltán Trócsányi ^b

^aDepartment of Theoretical Physics, KLTE, H-4010 Debrecen P.O.Box 5, Hungary

^bInstitute of Nuclear Research of the Hungarian Academy of Sciences, H-4001 Debrecen P.O.Box 51, Hungary

We present a partonic Monte Carlo event generator that can be used for calculating the group independent kinematical functions of any infrared safe four-jet observable at next-to-leading order accuracy. As an example, we calculate the differential distribution of the Π_1 and Π_4 Fox-Wolfram moments. We find large K factors ($K > 2$). The effect of the radiative correction is to increase the overall normalization, but not to reduce the renormalization scale dependence significantly.

1. INTRODUCTION

The analysis of four-jet production in e^+e^- annihilation is an important tool to learn about the basic properties of Quantum Chromodynamics (QCD), the theory of strong interactions. So far the four-jet data were used mainly for color factor measurements [1], because the theoretical prediction of perturbative QCD has not been known at next-to-leading order accuracy that is needed for precision α_s measurements. In this contribution we report the construction of a partonic event generator that can be used for calculating the radiative corrections to the group independent kinematical functions of any infrared safe four-jet observables in electron positron annihilation. These results make possible the simultaneous precision measurement of the strong coupling and the color charge factors using LEP or SLC data. As an example, we present the differential distributions of two event shape variables that are non-trivial for four-jet like events — the Π_1 and Π_4 Fox-Wolfram moments [2].

2. THE METHOD

The higher order correction to the leading order partonic cross section is a sum of two terms, the real and virtual corrections:

$$\sigma^{\text{NLO}} \equiv \int d\sigma^{\text{NLO}} = \int_5 d\sigma^{\text{R}} + \int_4 d\sigma^{\text{V}}, \quad (1)$$

where in case of four-jet observables, the integrals are over the five- and four-particle phase space respectively. These two integrals are both divergent in $d = 4$ space-time dimensions, however, their sum is finite for infrared safe physical quantities. In recent years several general methods have been developed for exposing the cancellation of infrared divergences directly at the integrand level [3–5]. We use a modified version of the dipole formalism of Catani and Seymour [5]. The formal result of this cancellation is that the next-to-leading order correction is a sum of two finite integrals,

$$\sigma^{\text{NLO}} = \int_5 d\sigma_5^{\text{NLO}} + \int_4 d\sigma_4^{\text{NLO}}, \quad (2)$$

where the first term is an integral over the available five-parton phase space (as defined by the jet observable) and the second one is an integral over the four-parton phase space. The distinct feature of this formalism as compared to other cancellation methods is that a single subtraction term is used for the regularization of the real cross section. This subtraction term provides a smooth

^{*}This research was supported in part by the EEC Programme "Human Capital and Mobility", Network "Physics at High Energy Colliders", contract PECO ER-BCIPDCT 94 0613 as well as by the Hungarian Scientific Research Fund grant OTKA T-016613 and the Research Group in Physics of the Hungarian Academy of Sciences, Debrecen.

approximation of the real cross section in all of its singular limits (soft and collinear regions), resulting in a well-converging partonic Monte Carlo program.

The main ingredients of the calculation are the four-parton next-to-leading order and five-parton Born level squared matrix elements. The helicity amplitudes from which the latter can be constructed have been known for almost a decade [6]. Recently, there was important development in the calculation of the virtual corrections for the processes $e^+e^- \rightarrow \bar{q}q\bar{Q}Q$ and $\bar{q}qgg$. On one hand Campbell, Glover and Miller made FORTRAN programs that calculates the next-to-leading order corrections to the four parton processes via the production of an s-channel virtual photon publicly available [7], while on the other, the new techniques developed by Bern, Dixon and Kosower in the calculation of one-loop multiparton amplitudes [8] made possible the derivation of explicit analytic expressions for the helicity amplitudes of the $e^+e^- \rightarrow Z^0, \gamma^* \rightarrow \bar{q}q\bar{Q}Q$ and $\bar{q}qgg$ processes [9,10]. These results — and so ours — are valid in the limit when all quark and lepton masses are set to zero. We use the helicity amplitudes of refs. [9,10] for the loop corrections.

3. GENERAL STRUCTURE OF THE CROSS SECTION

Once the integrations in eq. (2) are carried out, the next-to-leading order differential cross section for a four-jet observable O_4 takes the form

$$\frac{O_4}{\sigma_0} \frac{d\sigma}{dO_4}(O_4) = \left(\frac{\alpha_s(\mu)C_F}{2\pi} \right)^2 B_{O_4}(O_4) \quad (3)$$

$$+ \left(\frac{\alpha_s(\mu)C_F}{2\pi} \right)^3 \left[B_{O_4}(O_4) \frac{\beta_0}{C_F} \ln \frac{\mu^2}{s} + C_{O_4}(O_4) \right].$$

In eq. (3) σ_0 denotes the Born cross section for the process $e^+e^- \rightarrow \bar{q}q$, $\beta_0 = (\frac{11}{3}C_A - \frac{4}{3}T_R N_f)$ with the normalization $T_R = 1/2$ in $\text{Tr}(T^a T^{\dagger b}) = T_R \delta^{ab}$, s is the total c.m. energy squared, μ is the renormalization scale, while B_{O_4} and C_{O_4} are scale independent functions, B_{O_4} is the Born approximation and C_{O_4} is the radiative correction. The Born approximation and the higher order

correction are linear and quadratic forms of ratios of eigenvalues of the Casimir operators of the underlying gauge group [11]:

$$B_{O_4} = B_0 + B_x x + B_y y, \quad (4)$$

and

$$C_{O_4} = C_0 + C_x x + C_y y + C_z z \\ + C_{xx} x^2 + C_{xy} x y + C_{yy} y^2. \quad (5)$$

The x and y parameters are ratios of the quadratic Casimirs, $x = C_A/C_F$ and $y = T_R/C_F$, while z is related to the square of a cubic Casimir,

$$C_3 = \sum_{a,b,c=1}^{N_A} \text{Tr}(T^a T^b T^{\dagger c}) \text{Tr}(T^{\dagger c} T^b T^a), \quad (6)$$

$$\text{via } z = \frac{C_3}{N_C C_F^3}.$$

4. RESULTS

Dixon and Signer obtained the first ever complete results for four-jet observables at next-to-leading order accuracy [12], which were four-jet rates for three different clustering algorithms: the Durham [13], the Geneva [14] and the E0 [15] schemes. In order to compare the two programs, we have also calculated these quantities at the same values of the parameters and found very good agreement [16].

As a new result, we present the next-to-leading order prediction for Fox-Wolfram moments Π_1 and Π_4 [2]. These observables were constructed in such a way that they vanish for coplanar events, thus have non-trivial value for four-jet like events. The variable Π_1 is defined as

$$\Pi_1 = \sum_{i,j,k} \frac{|\vec{p}_i| |\vec{p}_j| |\vec{p}_k|}{\sqrt{s^3}} (\hat{p}_i \times \hat{p}_j \cdot \hat{p}_k)^2, \quad (7)$$

where \vec{p}_i is the three-momentum of particle i , \hat{p}_i is the unit vector along the momentum \vec{p}_i , and the sum runs over all final state particles in an event. The variable Π_4 has more complicated definition:

$$\Pi_4 = \sum_{i,j,k} \frac{|\vec{p}_i| |\vec{p}_j| |\vec{p}_k|}{\sqrt{s^3}} (\hat{p}_i \times \hat{p}_j \cdot \hat{p}_k)^2 \\ + [(\hat{p}_i \cdot \hat{p}_j)^2 + (\hat{p}_j \cdot \hat{p}_k)^2 + (\hat{p}_k \cdot \hat{p}_i)^2]. \quad (8)$$

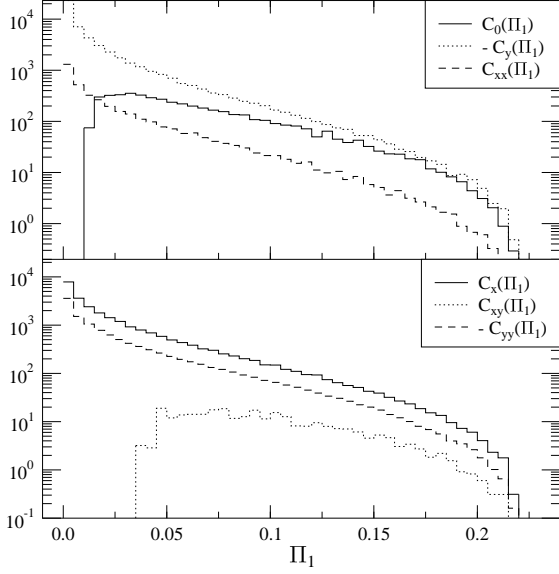


Figure 1. Next-to-leading order corrections to the group independent kinematical functions of the event shape variable Π_1 .

We present histograms for the various group independent kinematical correction functions C_i for Π_1 in Figure 1. We find that the correction functions C_0 and C_x are large and positive, while the functions C_y and C_{yy} are large and negative. We have not shown the C_z contribution, that is negligible.

We take SU(3) as underlying gauge group, and obtain the next-to-leading order prediction for the moments using the QCD values $x = 9/4$ and $y = 3/8$. The results — obtained for five light quark flavors at the Z^0 peak with $M_Z = 91.187 \text{ GeV}$, $\Gamma_Z = 2.49 \text{ GeV}$, $\sin^2 \theta_W = 0.23$ and $\alpha_s(M_Z) = 0.118$ — are plotted in Figure 2 and 3. The light grey bands indicate the renormalization scale dependence in the range $0.1 < x_\mu = \mu/\sqrt{s} < 2$ at leading order, while the dark bands show that at next-to-leading order. We see that the effect of the higher order correction is to increase the overall normalization, but no significant scale-dependence reduction occurs.

In order to see the renormalization scale dependence in more details, we define the average value

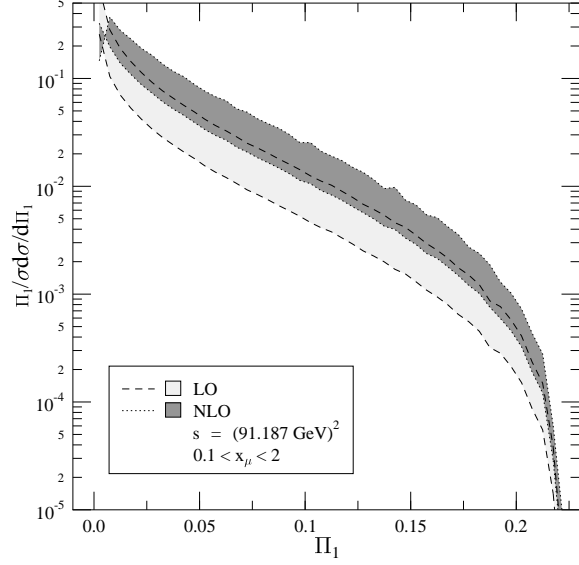


Figure 2. Next-to-leading order QCD prediction of the event shape variable Π_1 .

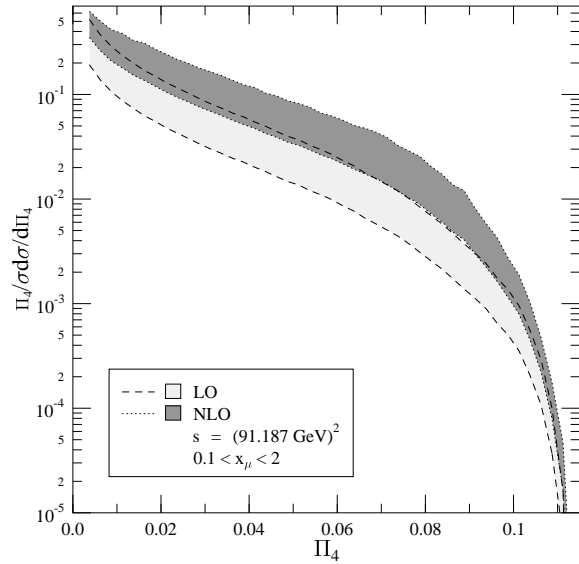


Figure 3. Next-to-leading order QCD prediction of the event shape variable Π_4 .

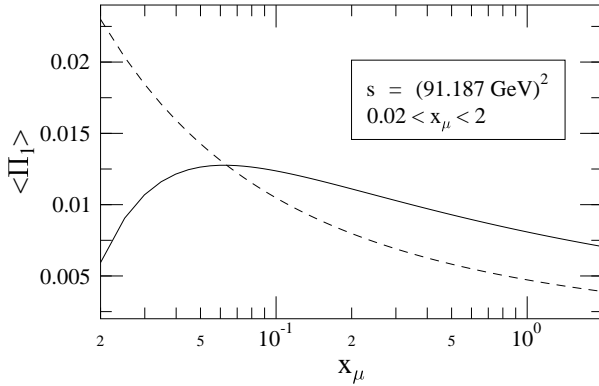


Figure 4. Renormalization scale dependence of the average value of the moment Π_1 .

of these shape variables as

$$\langle O_4 \rangle = \frac{1}{\sigma} \int_0^1 dO_4 O_4 \frac{d\sigma}{dO_4}, \quad (9)$$

and study the dependence of the average value of the Π_1 variable on the scale in Figure 4. We see that there remains substantial scale dependence at next-to-leading order showing that the uncalculated higher order corrections are presumably large. The feature is similar for the Π_4 variable, but the residual scale dependence is even larger.

The same conclusion is drawn if we look at the dependence of the K factors on the observables as depicted in Figure 5. In case of the Π_1 parameter the K factor is slightly above two for the whole range, while for Π_4 it is even larger. This suggests that Π_4 cannot be reliably calculated in perturbation theory.

5. CONCLUSION

In this talk we presented for the first time a next-to-leading order calculation of the differential cross section of two four jet shape variables, the Π_1 and Π_4 Fox-Wolfram moments. We gave explicit results both for the full next-to-leading order cross sections and for the group independent kinematical functions of the radiative corrections. The effect of the radiative correction was to increase the overall normalization, but not to reduce the renormalization scale dependence sig-

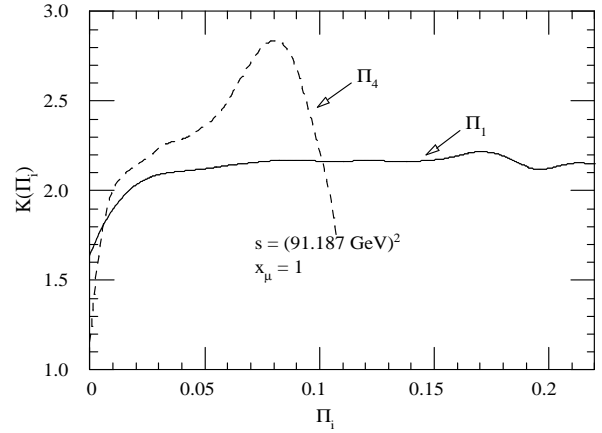


Figure 5. K factors of the Π_1 and Π_4 moments.

nificantly.

These results were produced by a partonic Monte Carlo program DEBRECEN that can be used for the calculation of QCD radiative corrections to the differential cross section of any kind of infrared safe four-jet observable in electron-positron annihilation.

We thank L. Dixon for providing us the *Mathematica* files of the one-loop four-parton helicity amplitudes.

REFERENCES

1. B. Adeva et al, L3 Collaboration, Phys. Lett. B248 (1997) 227; P. Abreu et al, DELPHI Collaboration, Zeit. Phys. C 59 (1993) 357; R. Akers et al, OPAL Collaboration, Zeit. Phys. C 65 (1995) 367; R. Barate et al, ALEPH Collaboration, preprint CERN-PPE/97-002.
2. G.C. Fox and S. Wolfram, Phys. Lett. 82B (1979) 134.
3. W.T. Giele and E.W.N. Glover, Phys. Rev. D 46 (1992) 1980; W.T. Giele, E.W.N. Glover and D.A. Kosower, Nucl. Phys. B403 (1993)

- 633.
4. S. Frixione, Z. Kunszt and A. Signer, Nucl. Phys. B467 (1996) 399; Z. Nagy and Z. Trócsányi, Nucl. Phys. B486 (1997) 189; S. Frixione, preprint hep-ph/9706545.
 5. S. Catani and M.H. Seymour, Phys. Lett. B378 (1996) 287, Nucl. Phys. 485 (1997) 291.
 6. K. Hagiwara and D. Zeppenfeld, Nucl. Phys. B313 (1989) 560; F.A. Berends, W.T. Giele and H. Kuijff, Nucl. Phys. B321 (1989) 39; N.K. Falk, D. Graudenz and G. Kramer, Nucl. Phys. B328 (1989) 317.
 7. E.W.N. Glover and D.J. Miller, Phys. Lett. B396 (1997) 257; J.M. Campbell, E.W.N. Glover and D.J. Miller, preprint hep-ph/9706297.
 8. Z. Bern, L. Dixon and D. A. Kosower, Ann. Rev. Nucl. Part. Sci. 46 (1996) 109.
 9. Z. Bern, L. Dixon, D. A. Kosower and S. Weinzierl, Nucl. Phys. B489 (1997) 3.
 10. Z. Bern, L. Dixon and D. A. Kosower, preprint hep-ph/9708239.
 11. Z. Nagy and Z. Trócsányi, preprint hep-ph/9708342.
 12. A. Signer and L. Dixon, Phys. Rev. Lett. 78 (1997) 811; L. Dixon and A. Signer, preprint hep-ph/9706285.
 13. S. Catani, Yu.L. Dokshitzer, M. Olsson, G. Turnock and B.R. Webber, Phys. Lett. B269 (1991) 432.
 14. S. Bethke, Z. Kunszt, D.E. Soper and W.J. Stirling, Nucl. Phys. B370 (1992) 310.

15. N. Brown and W.J. Stirling, Zeit. Phys. C 53 (1992) 629.

16. Z. Nagy and Z. Trócsányi, preprint hep-ph/9707309.

6. DISCUSSIONS

A.P. Contogouris, University of Athens

To produce your K factors you need a jet algorithm; however, there are more than one algorithms. Do I understand correctly that your K factors much depend on it?

Z. Trócsányi

The K factors do depend on the observable. This is also the case for three-jet observables. The smaller K factor the more reliable the quantity can be calculated in perturbation theory. From this point of view the Durham jet clustering algorithm ($K \simeq 1.6$) is a better observable than the event shape variables.

A.P. Contogouris

Suppose you compare some of your K factors with those for three-jet production in e^+e^- annihilation, corresponding to equivalent observables (e.g. shape variable). How do your K factors compare? Also, how do they compare with Drell-Yan lepton pair production, one of the first processes for which K -factors were calculated?

Z. Trócsányi

The K factor for the C parameter for instance, is about 1.5, i.e. much smaller than in our case. The Drell-Yan K factor is 1.8–2, which is again quite large, but somewhat smaller than our values.